



2013-14
MEDIA GUIDE
DALLAS
STARS

Every team needs a power forward.

At American, we love hockey –
and cheering for the home team.
That's why we're proud to be the
official airline of the Dallas Stars.



DALLAS STARS HOCKEY CLUB
2013-14 Organizational Media Guide



Editor-in-Chief:
Managing Editor:
Deputy Editors:
Images:

Greg Ramirez
Tom Holy
Joe Calvillo, Ben Fromstein
Getty Images, Glenn James, Tim Heitman,
Trey Hill
Motherall Printing, Fort Worth, Texas
Studio Tiga

Printing:
Development:

DALLAS
STARS

TABLE OF CONTENTS

Leadership/Front Office

Staff Directory	4-5
R. Thomas Gaglardi	6
James R. Lites	7
Brad Alberts/Jason Farris	8
Mike Modano	9
Jim Nill	10
Les Jackson/Scott White	11
Mark Janko/Bob Gainey	12
Mark Recchi/Jason Rademan/J.J. McQueen	13
Scouting Staff	14
Lindy Ruff	15
Curt Fraser/James Patrick	16
Mike Valley/Kelly Forbes	17
Training Staff	18
Equipment Staff	19
Medical Staff	20
Broadcasting	21
Production	22
Communications	23

Venues and Initiatives

American Airlines Center	24-25
Victory Park	25
Dr Pepper Arena	26
Youth Hockey in Texas	27
Dallas Stars Foundation	

2013-14 Season-in-Review

Notes	30-32
Final Scoring	33
Game-by-Game Summary	34
Divisional Final Standings	35
Conference Final Standings	36
Power Play Rankings	37
Penalty Kill Rankings	38



2013-14 Dallas Stars

Jamie Benn	40-41
Jordie Benn	42-43
Alex Chiasson	44-45
Erik Cole	46-47
Trevor Daley	48-49
Brenden Dillon	50-51
Cody Eakin	52-53
Dan Ellis	54-55
Vernon Fiddler	56-57
Ryan Garbutt	58-59
Alex Goligoski	60-61
Sergei Gonchar	62-63
Shawn Horcoff	64-65
Kari Lehtonen	66-67
Lane MacDermid	68-69
Valeri Nichushkin	70-71
Rich Peverley	72-73
Stephane Robidas	74-75
Aaron Rome	76-77
Antoine Roussel	78-79
Tyler Seguin	80-81
Ray Whitney	82-83

Development Affiliates

Texas Stars	84
Idaho Steelheads	85

In The System 86-107

2013 NHL Draft 108-109

Draft History 110-113

Opponents 115-144

TABLE OF CONTENTS

Season-by-Season Summaries

145-190

Record Book

Leadership Tenures	192
All-Time Coaching Records	193-196
Team Captains	196
Overall Seasonal Final Records	197
Home/Road Final Seasonal Records	198
Special Teams Seasonal Records	199
Seasonal Leaders by Category	200
Seasonal Streaks	201
Attendance Figures	202
All-Time Scoring List	203
Top-10 Rankings	204-205
Top-10 Rankings, Goaltenders	206-207
Hat Tricks	208-211
Shutout Wins	212-214
Shutout Losses	214-216
Scoreless Ties	216
Goaltenders: Season-by-Season	217-219
Overtime Goals	220-221
Overtime Goals Against	222-223
Shootout History	224-225
Penalty Shots	226
Penalty Shots Against	227
Records	228-230
Youngest/Oldest Players	231
All-Time Roster	232-237
All-Time Goaltenders	237
Sweater Numbers	238-239
Retired Numbers	240-242
Team Award Winners	243-244
National Award Winners	245

Playoff Record Book

All-Time Playoff vs. Opponents	247
Game Sevens	247
Longest Overtime Games	247
Top-10 Playoffs	248
Playoff Game-by-Game	249-254
Playoff Overtime	255
Hat Tricks and Penalty Shots	256
Playoff Shutouts	257
All-Time Roster	258-260
2013-14 Season Schedule	261



STAFF DIRECTORY

Executives

Owner and Governor
President, CEO and Alternate Governor
Executive Vice President, Chief Operating Officer
Executive Vice President, Chief Revenue Officer
Executive Advisor and Alternate Governor
Executive Assistant to the President

Tom Gaglardi
James R. Lites
Jason Farris
Brad Alberts
Mike Modano
Aanya Reiten

Hockey Operations

General Manager
Assistant G.M.
Director of Hockey Operations/Texas Stars G.M.
Director of Hockey Administration
Senior Advisor to Hockey Operations
Advisor to Hockey Operations
Head Coach
Assistant Coach
Assistant Coach
Goaltending Coach
Video Coordinator
Player Development Coordinator
Director, Team Services
Director, Amateur Scouting
Director, European Scouting
Pro Scouts

Jim Nil
Les Jackson
Scott White
Mark Janko
Bob Gainey
Mark Recchi
Lindy Ruff
Curt Fraser
James Patrick
Mike Valley
Kelly Forbes
J.J. McQueen
Jason Rademan
Joe McDonnell
Kari Takko
Paul McIntosh, Danny O'Brien,
Doug Overton
Bob Gernander, Dennis Holland, Jiri
Hrdina, Jimmy Johnston, Mark Leach,
Alex LePore, Rickard Oquist, Borys
Protzenko, Shane Turner, Bobby Ver
mette
Dave Zeis
Craig Lowry
Steve Sumner
Dennis Soetaert
Josh Richards
Brad Jellis
Cleo Bates
Katie Purcell

Amateur Scouts

Head Athletic Trainer
Associate Athletic Trainer
Head Equipment Manager
Assistant Equipment Manager
Equipment Assistant
Strength and Conditioning Coach
Massage Therapist
Executive Assistant, Hockey Operations

Jason Walsh
Ralph Strangis / Daryl Reaugh
Ali Lucia
John Sponsler
Mark Vittorio
Doug Foster
Bruce LeVine, Josh Bogorad
Jason Danby
Hunter Lee Harrington, Jeff Lewis, Jerry

Jeffrey Neal
Cody Eastwood
Christina Swanson

Bill Herman

Tom Holy
Joe Calvillo
Ben Fromstein, Greg Ramirez

Production and Entertainment

Vice President, Production and Entertainment
Play-By-Play / Analyst
Reporter
Associate Producer
Director/Producer
Associate Director
Radio Analysts
Director, Game Entertainment
Editors
Miranda
Animator
Web Producer
Ice Girls Director
Game-day/Event Operations
Assistant Vice President, Business Operations

Jeffrey Neal
Cody Eastwood
Christina Swanson

Bill Herman

Tom Holy
Joe Calvillo
Ben Fromstein, Greg Ramirez

Communications

Senior Director, Communications
Corporate Communications Coordinator
Media Relations Coordinators

Dallas Stars Foundation

Executive Director, Dallas Stars Foundation
Coordinators, Dallas Stars Foundation

Jessica Dunn
Christa Melia, Dana Swann

STAFF DIRECTORY

Corporate Partnerships

Vice President, Corporate Partnerships
Vice President, Business Development
Manager, Youth Hockey Development
Director, Corporate Sponsorships
Senior Account Executives
Activation Directors
Activation Coordinators

Finance and Administration

Vice President, Finance and Administration
Director, Finance
Payroll Manager / Accounts Payable
Staff Accountants
Generalist, Human Resources

Corporate Operations

Vice President, Chief Information Officer
Vice President, Corporate Support and Development
Director, Corporate Operations
Senior Technology Engineer
Technology Engineers
Data Manager
Front Desk Receptionist

Marketing

Vice President, Marketing
Manager, Marketing
Manager, Promotions
Manager, Community Development
Manager, Social Media
Manager, Advertising
Website Manager
Director, Alumni Association
Graphic Designers
Sales and Marketing Administrator

Ticket Operations

Director, Ticket Operations
Managers, Ticket Operations
Senior Assistants, Ticket Operations
Assistant, Ticket Operations

Ticket Sales

Vice President, Ticket Sales and Service
Director, New Business and Premium Sales
Premium Sales Executives

Account Executives, New Business Development

Coordinator, Suite Sales
Inside Sales Representatives
Rodell, Adam Sherburne
Business Development
Director, Customer Service
Customer Service Managers

Director, Group Sales
Account Executives, Group Sales

Dr Pepper StarCenter

Vice President
Assistant Vice President, Hockey Programs
Director, Operations
Director, Skating Programs

Grady Raskin
Dan Stuchal
Frances Gulick
Mallory Martin
Christine MacDonald, Jessica Reveruzzi
Whitney Allen, Lisa Solomon
Shae Bryan, Molly Lee

Toni May
Martha Riddell
Marie Brumfield / Tina Forbes
David Garcia, Candace Kent
Megan Lippe

Daniel Doggendorf
Ed Reusch
Chrissy Matthews
David Leija, Jchon Paradise
Alex Cheng, Rudy Duarte
Leslie Horn
Robbyn Good

Kelly Calvert
Trent Morton
Steve Phillips
Joan Holdburn
Alex Cerda
Kelly Briggs
Caleb Fox
Bob Bassen
Chase Hargrove, Anna Kremer
Kalie Hagood

Mac Amin
Jeff Gogerty, John Schloffman
Kenna Talley, Sharon Talley
Wes Moore

Matt Bowman
Ryan Hoopes
Shay Butler, Roy Fanara, Michael Montgomery
Geoffrey Aultz, Colby Carter, Lee Cothran,
Travis Gafford, Samantha Hatcher, Kyle
Langley, Kyle Van Buskirk
Brittany McMullen
Kevin Hardey, Kelly Jones, Matthew

Chase Smith
Daniel Venegas
Kamryn Berard, Scott Bowden, Lauren
Carranza, Brett Dougherty, Dallas Hunter,
Chris Langan
Scott Bolton
D'Ann Faight, Lyle Hoffman, Amber
Slone, Stormye Stevens

Daniel Doggendorf
Keith Andresen
David Copland
Pierre Panay



R. THOMAS GAGLARDI

Owner and Governor

R. Thomas (Tom) Gaglardi is the owner and governor of the Dallas Stars Hockey Club and the president of Northland Properties Corporation, the largest family-owned hospitality company in Canada with its head offices located in Vancouver, BC. He was officially introduced as the sixth owner in franchise history on November 21, 2011.

A passionate and knowledgeable leader who is deeply involved in all aspects of the family's business, Gaglardi began his career in the hospitality industry at age 13 as a busboy and has worked in virtually every area of his business since that time. He spent considerable time in construction, hotel and restaurant operations, real estate development and finance. At age 23, he was promoted to president of the Sandman Hotel Group, and at 26 he became president of Northland Properties Corporation, the Gaglardi family's umbrella company. Under his direction, Northland has grown to include a large portfolio of hotels including Sutton Place Hotels & Resorts, along with several restaurant chains including Denny's Restaurants of Canada, Moxie's Classic Grill, Chop Steakhouse & Bar, and Shark Club Bar & Grill. The family also owns and operates a large real estate portfolio and the world renowned Revelstoke Mountain Resort. In addition to his role with the Stars, Gaglardi is a co-owner of the Kamloops Blazers Hockey Club of the Western Hockey League and serves as its governor.

An active member of the community, Gaglardi founded the Sandman Harvest Foundation, which has raised over \$1 million for disadvantaged and medically challenged children living in the Okanagan Valley of British Columbia. He also serves as trustee for the PA and JM Gaglardi Senior Citizens Society, a non-profit society providing housing for seniors in Kamloops, B.C., and serves on the board of St. George's School in Vancouver. He founded the Josh Dyck Foundation to assist Josh with his recovery from an auto accident in October 2006, which left him paralyzed and confined to a wheelchair.

Gaglardi and his wife Brittney have three sons, Charlie, Bennett and Wilson all of whom play competitive ice hockey. In addition to his own participation on his hockey team, Gaglardi enjoys playing golf and spending time with his family at their cottage on the shores of Kamloops Lake near Savona, BC.



JAMES R. LITES

President and CEO

Dallas Stars owner Tom Gaglardi appointed Jim Lites President and CEO of the Stars on Nov. 18, 2011. Lites is very familiar with the position having held it twice previously under prior owners Norm Green and Tom Hicks.

Lites returns to the Stars with a reputation as one of the finest administrators in professional sports. He is responsible for all aspects of the Dallas Stars hockey and business operations and reports directly to Mr. Gaglardi. Lites also returns as an Alternate Governor on the NHL's Board of Governors, a role he held from 1982-2007. Over the years Lites has served on the Board's marketing, broadcasting, expansion and game committees.

Over the course of Lites' two prior stints with the Stars (1993-2002; 2003-2007), the team won seven Division Championships, two Western Conference Championships, two Presidents' Trophies, and the 1999 Stanley Cup. He played an active role in the conception, design and construction of American Airlines Center and the construction of the Dr Pepper StarCenter ice facilities.

From 1999-2002, Lites also served as president of MLB's Texas Rangers, becoming one of only four executives at the time to simultaneously manage the affairs of two major league franchises. He served three years on MLB's Executive Council and was President when the Rangers captured the 1999 AL West Championship.

Prior to joining the Stars in 1993, Lites served 11 years as Chief Operating Officer of the Detroit Red Wings, who during his stint won three Norris Division Championships and two Norris Division Playoff Championships after having missed the playoffs in 10 of the 11 seasons before his hiring. During his tenure, the Red Wings were named by Financial World magazine as the most valuable franchise in the NHL in 1990, 1991, 1992 and 1993. Lites was also instrumental in the defection of former Soviet stars Sergei Fedorov, Vyacheslav Kozlov and Vladimir Konstantinov, each of whom played important parts of the Red Wings' record-setting and Stanley Cup Champion hockey clubs.

While with Detroit, Lites also served as chief operating officer of Olympia Arenas, Inc., one of the Midwest's largest facility management companies. He was also responsible for the redevelopment of Detroit's historic Fox Theatre, now the most successful entertainment venue of its type in the United States and the cornerstone of Detroit's growing northside sports, entertainment and gaming complexes.

From 2007 until being rehired by the Stars in 2011, Lites managed the New York Football Giants' Personal Seat License program at MetLife in East Rutherford, New Jersey. That program was one of the most successful of its type in history.

Born and raised in Pentwater, Michigan, Lites received a bachelor of arts degree with highest honors from the University of Michigan in 1975

and graduated cum laude from Wayne State (MI) University Law School in 1978. He specialized in litigation and labor contract negotiations when he practiced law. Jim and his wife Kim reside in Frisco. They have four children, sons Chase - 28, Sam - 24, Chandler - 22, and daughter Brooke - 29.





BRAD ALBERTS

Chief Revenue Officer

Brad Alberts rejoined the Dallas Stars management team in February of 2012. He oversees the corporate sponsorship, broadcast, and in-game entertainment teams. He will also be instrumental in all aspects of strategic planning for the Stars.

Alberts' background includes over 15 years of professional sports experience selling tickets, suite and premium seats, and sponsorship sales. He previously served as Executive Vice President for the Dallas Stars and Texas Rangers heading the sponsorship sales efforts for both organizations. Most recently he served as vice president of strategic partnerships with

Legends Sales & Marketing, a company owned by the Dallas Cowboys and New York Yankees.

Over Alberts' 10 years in various sponsorship roles he has been instrumental in making American Airlines Center one of the top ranked revenue buildings in North America, hosting the NHL All-Star Game (2006), the NBA All-Star Game (2010), NCAA men's and women's basketball contests and countless other sporting events and concerts.

Alberts received his bachelor's degree in history from Ripon College in 1992, where he was a four-year letterman and co-captain of the basketball team. He received his master's degree in sports administration from the University of Northern Colorado in 1995. Alberts is active in the non-profit community and resides with his wife, Kate, and their daughter, Grace, in Southlake.

JASON FARRIS

Chief Operating Officer



Jason Farris joined the Dallas Stars in January 2012 as executive vice president. In his now dual role of chief operating officer and chief financial officer, Farris oversees all aspects of Dallas Sports & Entertainment's finance and administration, box office, human resources, and information technology. He also has responsibility for leading the business areas of merchandising, the Dr Pepper StarCenters, and the 6,000 seat Dr Pepper Arena in Frisco, Texas. Within the community, Farris serves as board chair of the Dallas Stars Foundation, is a member of the advisory board of the Dallas Stars Alumni Association, and leads the Stars youth hockey initiatives that endeavor to continue to grow the game of hockey at the grassroots level in Texas.

A native of Vancouver, Farris brings a depth of business expertise and passion for hockey to the Stars. Farris was the President and CEO of Citizens Bank of Canada, one of 21 Schedule I banks in Canada. Before financial services, he spent ten years in the software industry as an executive with Fincentric Corporation and earlier with MacDonald Dettwiler & Associates. A multi-dimensional professional, Farris also founded the publishing company, circaNow Media. Through circaNow, Farris authored and published four hockey books: Behind the Moves: NHL General Managers Tell how Winners are Built (2011) which was hailed as "the most important hockey book in over a decade"; Hail Cesare: Trail through the NHL (2006) about Stars' franchise legendary goalie, Cesare Maniago; a national best-seller in Canada, Hockey Play-by-Play: Around the NHL with Jim Robson (2005) and its encore edition, Hockey Play-by-Play: Canuck Captains with Jim Robson (2010).

Farris holds a master of science in management from MIT Sloan School of Management in Cambridge, Massachusetts. He also holds a bachelor of arts in political science from the University of Toronto and a bachelor of science in physics from the University of British Columbia in Vancouver. He has been a member of the Society for International Hockey Research since 1995 and is a contributor to Total NHL and to the annual NHL Official Guide and Record Book.

Farris is never far from the rink. For years he was a Hockey Canada official, having refereed and lined hundreds of minor hockey games. Though he grew up between the pipes, he can now be found playing in local men's league games as a centerman or right winger.

Jason and his wife Sarah have two children, Jane and Owen and they reside in University Park.

MIKE MODANO

Executive Advisor and Alternate Governor



Mike Modano returns to the Dallas Stars organization as an executive advisor and alternate governor after one of the most illustrious careers in the history of the NHL. In his new role with the club, Modano works with Owner Tom Gaglardi and President Jim Lites on all initiatives relating to the Dallas Stars Ownership Advisory Group, Dallas Stars broadcasts, and corporate partnership endeavors.

The Livonia, Michigan native is the all-time leading American-born scorer, amassing 561 goals, 813 assists, totaling 1,374 points in 1,499 career NHL games. Aside from his impressive overall career stats, he is the Dallas Stars franchise leader in nearly every category, including games played (1,459), goals (557), assists (802), points (1,359), game-winning goals (92), power play goals (156), and short-handed tallies (29). He is also the franchise leader in playoff games played (174), goals (56), assists (87) and overall points (143). The seven-time NHL All-Star, and 2012 United States Hockey Hall of Fame inductee helped lead the Dallas Stars to two consecutive Stanley Cup Final appearances, and was a key reason the team captured the 1999 Stanley Cup.

Modano represented Team USA on 11 different occasions across three decades, including the 2002 and 2006 Olympic Winter Games. He was also apart of the U.S. Men's National Team that captured the silver medal at the 2002 Olympic Winter Games and helped Team USA to a gold medal finish at the 1996 World Cup of Hockey.

His contributions reached beyond the ice, as he is credited with helping to grow the game of hockey in the State of Texas. When the Stars first arrived to Dallas in 1993, there were fewer than 250 recreational hockey players and just five sheets of ice in the Metroplex. Today, there are over 5,000 recreational hockey players, playing on over 20 sheets of ice in the area.

Selected by the Minnesota North Stars as the first overall pick in 1988, Modano announced his retirement from the NHL after 21 seasons on Sept. 23, 2011. The Dallas Stars have announced they will permanently retire his sweater number (No. 9) at a ceremony at American Airlines Center on March 8, 2014.

REGULAR SEASON											PLAYOFFS					
YEAR	TEAM	LEAGUE	GP	G	A	PTS	PIM	+	-		GP	G	A	PTS	PIM	
1988-89	MINNESOTA	NHL	--	--	--	--	--	--	--		2	0	0	0	0	
1989-90	MINNESOTA	NHL	80	29	46	75	63	-7			7	1	1	2	12	
1990-91	MINNESOTA	NHL	79	28	36	64	61	2			23	8	12	20	16	
1991-92	MINNESOTA	NHL	76	33	44	77	46	-9			7	3	2	5	4	
1992-93	MINNESOTA	NHL	82	33	60	93	83	-7			--	--	--	--	--	
1993-94	DALLAS	NHL	76	50	43	93	54	-8			9	7	3	10	16	
1994-95	DALLAS	NHL	30	12	17	29	8	7			--	--	--	--	--	
1995-96	DALLAS	NHL	78	36	45	81	63	-12			--	--	--	--	--	
1996-97	DALLAS	NHL	80	35	48	83	42	43			7	4	1	5	0	
1997-98	DALLAS	NHL	52	21	38	59	32	25			17	4	10	14	12	
1998-99	DALLAS	NHL	77	34	47	81	44	29			23	5	18	23	16	
1999-00	DALLAS	NHL	77	38	43	81	48	0			23	10	13	23	10	
2000-01	DALLAS	NHL	81	33	51	84	52	26			9	3	4	7	0	
2001-02	DALLAS	NHL	78	34	43	77	38	14			--	--	--	--	--	
2002-03	DALLAS	NHL	79	28	57	85	30	34			12	5	10	15	4	
2003-04	DALLAS	NHL	76	14	30	44	46	-21			5	1	2	3	8	
2005-06	DALLAS	NHL	78	27	50	77	58	23			5	1	3	4	4	
2006-07	DALLAS	NHL	59	22	21	43	34	9			7	1	1	2	4	
2007-08	DALLAS	NHL	82	21	36	57	48	-11			18	5	7	12	22	
2008-09	DALLAS	NHL	80	15	31	46	46	-13			--	--	--	--	--	
2009-10	DALLAS	NHL	59	14	16	30	22	-6			--	--	--	--	--	
2010-11	DETROIT	NHL	40	4	11	15	8	-4			2	0	1	1	0	
NHL TOTALS			1499	561	813	1374	926				176	58	88	146	128	



JIM NILL

General Manager

Jim Nill is entering his first season as general manager of the Dallas Stars after being appointed to the position on April 29, 2013 by Owner and Governor, Tom Gaglardi. He becomes the 11th General Manager in franchise history and the sixth since the team moved to Dallas.


Nill, 55, spent a total of 19 seasons as a member of the Detroit Red Wings management team, the last 15 of those as the team's assistant general manager. His responsibilities with Detroit included directing the amateur scouting department, overseeing all selections at the annual NHL Draft, as well as managing the development of the organization's prospects at both the professional and amateur levels.

During Nill's tenure in Detroit, the Red Wings had more wins than any other franchise in the National Hockey League, won four Stanley Cups (1997, 1998, 2002 and 2008), six Presidents' Trophies (1995, 1996, 2002, 2004, 2006 and 2008), 12 Central Division titles (1995, 1996, 1999, 2001, 2002, 2003, 2004, 2006, 2007, 2008, 2009 and 2011), seven regular season Western Conference titles (1995, 1996, 2002, 2004, 2006, 2007 and 2008), and never missed the playoffs. He was an integral part of Detroit's drafting of Pavel Datsyuk, Henrik Zetterberg, Niklas Kronwall, Valtteri Filppula, Jimmy Howard and Johan Franzen, amongst others.

Nill was also general manager of Team Canada for the 2004 IIHF Men's World Championships in the Czech Republic. Canada captured gold by defeating Sweden 5-3 in the championship game.

The Hanna, Alberta, native joined the Red Wings' front office in the summer of 1994 following three seasons with the Ottawa Senators. Previously, Nill enjoyed a nine-season NHL career as a right wing with the Boston Bruins, Vancouver Canucks, St. Louis Blues, Winnipeg Jets and Red Wings. He collected 58 goals, 87 assists and 854 penalty minutes in 524 regular season games. Nill later went to Adirondack as a player/coach, retiring as a player after the 1990-91 season. A member of the 1979-80 Canadian National and Olympic teams in 1979-80, he was a fifth-round pick of the St. Louis Blues (89th overall) in the 1978 Draft.

Jim resides in Frisco with his wife Rebecca and have three children: Jenna, Trevor and Kristin.



LES JACKSON

Assistant General Manager

Les Jackson enters his 26th season with the Stars, dating back to the club's days in Minnesota. His role consists of managing and overseeing the club's scouting program, as well as monitoring the development of all amateur and professional prospects.

Jackson, 60, is widely respected as one of the best talent evaluators in hockey, having helped build the Stars into the consistently competitive hockey club that it has become over the last two decades. Learning from the tutelage of respected general managers such as Bob Clarke, Bob Gainey and Lou Nanne, Jackson also assisted in the evaluation of players as it related to movement within the organization, including the entry draft, trades and free agent signings. During Jackson's tenure, the Stars have selected future NHL stars such as Mike Modano, Derian Hatcher, Jere Lehtinen, Jarome Iginla, Marty Turco, Brenden Morrow, Jamie Benn, and Loui Eriksson among others.

Jackson, a native of Manning, Alberta, was drafted by the Boston Bruins in 1972 and played two seasons in the minors prior to his career as a hockey executive. His minor professional coaching career included stints in Billings and Great Falls, Montana; Tucson, Arizona; and New Westminster and Revelstoke, British Columbia. He also spent five years as assistant coach and general manager of the Western Hockey League's Brandon Wheat Kings.



SCOTT WHITE

Director Hockey Operations/Texas Stars G.M.

Scott White was promoted as Dallas' director of hockey operations in May 2013. He also serves as the general manager for the Texas Stars, Dallas' development affiliate in the American Hockey League (AHL). White is the only general manager in the history of the Texas Stars Hockey Club, and was instrumental in building Texas' 2009-10 inaugural season team, which made a run to the 2010 Calder Cup Finals.

A member of the Dallas Stars organization since 2005, White previously served as a professional scout and director of minor league operations. He headed up the hockey department for the Iowa Stars, Dallas' then-primary affiliate, for three seasons. Prior to joining the Stars organization, he served as head coach of the Columbia Inferno of the ECHL for four seasons, qualifying for a playoff berth each year. He also guided Columbia to a Kelly Cup Finals appearance in 2003 and finished with a 165-87-36 record (.635) in over four seasons with the Inferno. In Columbia, he was responsible for all the club's hockey operation activities, including recruiting, scouting, trades and roster moves. White worked as an assistant coach with the Greensboro Monarchs (ECHL) for a season and a half, and was an assistant coach at his alma mater, Michigan Tech University, from 1994-1999.

White played five years of professional hockey from 1989-1994, including three seasons with Greensboro, where he won the 1990 ECHL Championship and earned ECHL Defenseman of the Year and First-Team All-ECHL honors for the 1991-92 season. He signed with the Ottawa Senators in 1992 and played the entire season with the club's developmental affiliate in New Haven, capturing team MVP honors after scoring 54 points (10 goals, 44 assists) in 80 games. The Quebec native finished his professional career with 235 points (55 goals, 180 assists) in 190 regular season games and 40 points (8 goals, 32 assists) in 41 playoff games.

White and his wife, Kathy, have four children: Emily, Katie, William and Madelyn.



MARK JANKO

Director, Hockey Administration

Mark Janko begins his 14th season with the Dallas Stars organization, and sixth in Hockey Operations. He spent eight seasons in the stars public relations department, most recently as director of public relations from 2005-2008. As director of hockey administration, Janko is primarily responsible for Collective Bargaining Agreement compliance, cap management, contract negotiations and research, salary arbitration,

strategic planning and works closely with Dallas' scouting staff, with an emphasis on the professional level. He also serves as the team's liaison for all player transactions with NHL's Central Registry.

Janko, 37, joined the Stars in 1999 after serving in the media relations department for the Mighty Ducks of Anaheim during the 1998-99 season. A 1998 graduate of the University of California at Santa Barbara with a degree in communications, Janko is a native of Mission Viejo, California. He and his wife, Jessica, their daughter, Reese, and their son, Carson, reside in Lewisville.

BOB GAINNEY

Sr. Advisor, Hockey Operations



Bob Gainney returns for his second season as senior advisor to hockey operations. Gainney re-joined the Stars last season after spending the previous seven years as a member of the Montreal Canadiens organization. Gainney was the Stars' head coach from 1990-1996, and served as General Manager of the team from 1992-2002. Under his direction, Gainney led the Stars franchise to seven playoff berths, five consecutive division titles, two Stanley Cup Finals appearances and the 1999 Stanley Cup championship.

A native of Peterborough, Ontario, Gainney worked in the Montreal Canadiens organization from 2003-10, serving in a variety of capacities, including general manager. He served as the Habs' interim head coach on two occasions and was most recently a special advisor to the general manager. In his time with the Canadiens, he helped lead the team to playoff berths in four of five seasons as GM, including the 2007-08 season when Montreal ended the regular season with the Eastern Conference's best record.

A 1992 inductee into the Hockey Hall of Fame, Gainney won five Stanley Cups as a player, an NHL-record four Selke Trophies as the league's best defensive forward, as well as the Conn Smythe Trophy as the Most Valuable Player of the 1978 Playoffs. In 1,160 career regular season NHL games, all with the Montreal Canadiens, Gainney amassed 239 goals and 262 assists for 501 points. He added 73 points (25 goals, 48 points) in 182 career Stanley Playoff contests.

MARK RECCHI

Advisor to Hockey Operations

Mark Recchi returns for his second season with the club as advisor to hockey operations, assisting Dallas Stars General Manager Jim Nill and his front office staff with pro scouting, player development and personnel transactions.

A three-time Stanley Cup champion, Recchi appeared in 1,652 games in his NHL career, ranking him fourth all-time in league history. His 1,533 career points (577G-956A) ranks 12th amongst all-time scoring leaders. Recchi is one of 10 players to win three Stanley Cups with three different teams (Pittsburgh, Carolina and Boston).

During his 22 seasons at right wing in the NHL, he skated for seven different clubs (Pittsburgh, Philadelphia, Montreal, Carolina, Atlanta, Tampa Bay and Boston) and appeared in seven NHL All-Star Games. Recchi posted three 100-plus point campaigns in his career, including a 123-point campaign (53G-70A) during the 1992-93 season.

Selected by Pittsburgh in the fourth round (67th overall) in the 1988 Entry Draft, he officially announced his retirement from the NHL after winning his third Stanley Cup with the Boston Bruins in 2011.



JASON RADEMAN

Director of Team Services

Jason Rademan begins his fifth season as the Stars director of team services. He served in several capacities in Stars Communications, most recently as the head of the department during the 2012-13 season.

Rademan worked with the Chinese national basketball team during their pre-Olympics training camp in North Texas in 2004. He came to the Stars after a year in the University of Oklahoma's PR

athletic media relations department in 2001-2002, and worked in the Orlando Magic's PR staff during the 2000-01 NBA season.

Rademan, 35, graduated from the Pennsylvania State University in 2000 with a bachelor's degree in kinesiology. While at Penn State, Rademan was a student athletic trainer for the Nittany Lions football team and a sports writer for The Daily Collegian. He and his wife, Ingrid, reside in McKinney.



J.J. McQUEEN

Player Development Coordinator

J.J. McQueen begins his 19th season with the Dallas Stars organization. He previously spent 10 years with the three-time Memorial Cup Champion Kamloops Blazers of the Western Hockey League as strength & conditioning coach and scout. McQueen graduated from the Canadian Forces School of Physical Education and Recreation in 1974 and spent 21 years with the Canadian Army as a Phys-Ed instructor. McQueen also served as head coach for both the soccer and

wrestling teams at Canada's Royal Roads Military College.

McQueen resides in Coppell with wife, Claudia and daughter, Erin.

SCOUTING STAFF



JOE McDONNELL
Director, Amateur Scouting

KARI TAKKO
Director, European Scouting



PRO SCOUTS



Paul McIntosh



Danny O'Brien



Doug Overton

AMATEUR SCOUTS



Bob Gernander



Dennis Holland



Jiri Hrdina



Jimmy Johnston



Alex LePore



Rickard Oquist



Borys Protzenko



Shane Turner



Bobby Vermette



Mark Leach

LINDY RUFF

Head Coach

Lindy Ruff enters his first season as head coach of the Dallas Stars after being appointed to the position by General Manager Jim Nill on June 21, 2013.

Ruff, 53, is the 12th-winningest head coach in NHL history, one of only 17 to ever reach the 500-victory plateau, and has the third-most wins of any active coach. Now entering his second stint as an NHL head coach, last season he departed the Buffalo Sabres as their all-time franchise leader in wins with a 571-432-162 record. During Ruff's tenure in Buffalo, the team made eight postseason appearances, including four trips to the Eastern Conference Final as well as an appearance in the 1999 Stanley Cup Final. In 2006, he was awarded the Jack Adams Award as the League's top coach, guiding his team to the Conference Final. Ruff was nominated again for the accolade in 2007 after posting consecutive 50-win campaigns and for leading his club to the Presidents' Trophy, which is earned annually by the team that posts the top regular season record in the NHL.

In Ruff's eight postseason appearances, he has earned a 57-44 record, which is tied for the 15th-most playoff victories in NHL history. He is also one of only 21 coaches all-time to coach at least 100 postseason contests.

Prior to his time as head coach in Buffalo, Ruff began his NHL coaching career as an assistant with the Florida Panthers in 1993 during the club's inaugural season. Ruff spent four seasons behind the bench with the Panthers, helping guide the club to two playoff appearances and the 1996 Stanley Cup Final, where they fell to the Colorado Avalanche.

No stranger to international competition, Ruff coached Canada's National Team to a silver medal at the World Championships in 2009, served as an associate coach for the gold medal winning team at the 2010 Winter Olympic Games in Vancouver, and served as head coach once more at the 2013 World Championships. Ruff has been tapped again and will serve as an assistant coach for Canada's National Team at the 2014 Winter Olympic Games in Sochi, Russia.

Prior to his coaching career, the native of Warburg, Alberta, played 691 games in the NHL from 1979 to 1991, posting 300 points (105G-195A) for Buffalo and New York Rangers. He was Buffalo's second-round selection (32nd overall) in the 1979 NHL Draft.

Ruff and his wife, Gaye, have four children, Brett, Eryn, Brian and Madeleine.

REGULAR SEASON								PLAYOFFS
YEAR	TEAM	GMS	W	L	T	OTL	PCT	RESULT
1997-98	BUFFALO	82	36	29	17	0	.543	LOST IN ROUND 3
1998-99	BUFFALO	82	37	28	17	0	.555	LOST IN FINALS
1999-00	BUFFALO	82	35	32	11	4	.518	LOST IN ROUND 1
2000-01	BUFFALO	82	46	30	5	1	.598	LOST IN ROUND 2
2001-02	BUFFALO	82	35	35	11	1	.500	OUT OF PLAYOFFS
2002-03	BUFFALO	82	27	37	10	8	.439	OUT OF PLAYOFFS
2003-04	BUFFALO	82	37	34	7	4	.518	OUT OF PLAYOFFS
2005-06	BUFFALO	82	52	24	0	6	.671	LOST IN ROUND 3
2006-07	BUFFALO	82	53	22	0	7	.689	LOST IN ROUND 3
2007-08	BUFFALO	82	39	31	0	12	.549	OUT OF PLAYOFFS
2008-09	BUFFALO	82	41	32	0	9	.555	OUT OF PLAYOFFS
2009-10	BUFFALO	82	45	27	0	10	.610	LOST IN ROUND 1
2010-11	BUFFALO	82	43	29	0	10	.585	LOST IN ROUND 1
2011-12	BUFFALO	82	39	32	0	11	.543	OUT OF PLAYOFFS
2012-13	BUFFALO	17	6	10	0	1	.382	-----
TOTALS		1,165	571	432	78	84	.560	





CURT FRASER

Assistant Coach

Curt Fraser enters his second season as assistant coach for the Dallas Stars. Fraser, 55, has spent four seasons as head coach of the Grand Rapids Griffins, the AHL affiliate of the Detroit Red Wings. While in Grand Rapids, he compiled a 146-130-40 record and is that franchise's career coaching leader in regular season wins (146) and games behind the bench (316) from 2008-12.

Fraser brings over two decades of coaching experience to the Stars, including as the first head coach in the history of the Atlanta Thrashers. He has also worked for the Milwaukee Admirals, Syracuse Crunch, Orlando Solar Bears, New York Islanders and St. Louis Blues. He also served as head coach of the Belarus national team for two seasons (2006-08), leading the squad at the 2008 IIHF World Championships and helping them qualify for the 2010 Winter Olympics. In all, Fraser has coached over 1,000 games at various levels, including 279 NHL contests with the Atlanta Thrashers.

Vancouver's 22nd overall selection in the 1978 NHL Entry Draft, Fraser played 12 years in the National Hockey League with the Vancouver Canucks, Chicago Blackhawks and Minnesota North Stars. In 704 career NHL games, he amassed 193 goals and 240 assists for 433 points with 1,306 penalty minutes. Having grown up with dual citizenship, Fraser played internationally for both Canada (1978 World Junior Championships) and the United States (1987 Canada Cup).

Fraser and his wife, Rhonda, are the parents of sons Casey, Jesse and Luke, and has been heavily involved with helping raise awareness and funds for diabetes research and education after being diagnosed with diabetes in 1983.

JAMES PATRICK

Assistant Coach

James Patrick joined the Dallas Stars coaching staff in July 2013 as an assistant coach to serve alongside Curt Fraser.

Patrick, a 21-year NHL defenseman, most recently served as an assistant coach for the Buffalo Sabres over the past seven seasons, working under Ruff from 2006-13, as well as Ron Rolston to finish out the 2012-13 campaign. Prior to becoming an assistant coach in Buffalo, he began the 2005-06 season as their skill development coach before finishing his playing career for Frankfurt of the German Elite League.



A first-round selection (ninth overall) in the 1981 NHL Draft by the New York Rangers, Patrick currently stands 20th amongst all NHL defensemen in games played (1,280), 29th in assists (490) and 30th in points (149-490=639). Over the course of his playing career, he spent time with the Rangers, Hartford, Calgary and Buffalo and appeared in the 1999 Stanley Cup Final with Buffalo against Dallas.

Patrick, 50, had a decorated international career, having won championships for Team Canada at the 1982 World Junior Championship and 1987 Canada Cup, as well as bronze with the 1983 World Junior team. He also represented Canada at the 1984 Winter Olympics and the 1983, 1987, 1998 and 2002 World Championships.

The native of Winnipeg, Manitoba attended the University of North Dakota for two seasons (1981-83), winning the NCAA National Championship in 1982 while being named to the NCAA National Championship All-Tournament Team.

MIKE VALLEY

Goaltending Coach

Mike Valley enters his fifth season as goaltending coach with the Dallas Stars. He spent the 2008-09 season as an assistant goaltending coach for the Nashville Predators/Milwaukee Admirals and as a volunteer goaltending coach for the University of Wisconsin, his alma mater.



Valley played six years of professional hockey (1998-2004) after initially being signed as a free agent by the Vancouver Canucks following his sophomore year of college. His career includes stints in the AHL, ECHL and Swedish Elite League. In 2005, he returned to the University of Wisconsin to complete his bachelor's degree in communication science and rhetorical studies. Valley is originally from Richmond, B.C..

He and his wife, Holly, have two daughters, Madeleine (10), and Emily (8).



KELLY FORBES

Video Coordinator

Kelly Forbes is entering his fifth season as video coordinator for the Dallas Stars. Kelly works closely with the coaching staff and players, breaking down film, both in-game and post-game. He also organizes video scouting reports of opposing teams for game preparation.

Forbes interned with the Dallas Stars broadcast department during the 2006-07 season and worked as a freelance television professional for teams from the NHL, NBA, MLB and NFL over the next three years. He graduated from the University of Oklahoma in 2006 with a degree in broadcasting and electronic media. Forbes played hockey at OU from 2003-2006 and also skated for the Oklahoma City Blazers of the CHL in 2006. The native of Nanaimo, British Columbia, also has a son, Isaac and resides in Dallas.



DAVID ZEIS

Head Athletic Trainer

Dave Zeis returns as head athletic trainer for his seventh season with the Dallas Stars, a role he has worked in since 2007.

Dave has been certified by the National Athletic Trainers Association since 1995 and is also a certified strength and conditioning specialist. Zeis earned a bachelor's degree from SUNY Brockport in New York where he also played collegiate hockey. He also worked at University Sports Medicine at the University of Buffalo from 1993-95 as a clinical therapist and research coordinator. Dave and his wife, Michelle, live in Prosper with their son Brendon.

CRAIG LOWRY

Associate Athletic Trainer

Craig Lowry begins his 11th season in the Stars athletic training staff, his sixth as associate athletic trainer. Lowry served as head athletic trainer for four seasons with Dallas' then-American Hockey League affiliates in Utah (2003-04) and Iowa (2005-08). He was also a part of the Stars' Stanley Cup championship club in 1999.

Lowry earned a bachelor's degree from Abilene Christian University and a master's degree from Central State University in Edmond, Oklahoma. Lowry worked as the assistant athletic trainer for the Amsterdam Admirals in the World League of American Football and as the head athletic trainer for the Rhein Fire, also in the WLAFF.

Lowry resides in his native Dallas with his wife Toni and have three children, Matthew (25), a graduate of Florida State University, Spencer (22) and Morgan (21), who both are seniors at the University of Arkansas.



CLEO BATES

Massage Therapist

Cleo Bates is entering his eighth season as massage therapist with the Dallas Stars. A graduate of the Texas Massage Institute and a state-licensed therapist, Bates has obtained certifications in several active release technique which include active palpation with Selective Functional Movement Assessment (SFMA), upper extremity, lower extremity and spine. He is also trained in eldoa, myofascial stretching, as well as functional and corrective exercise. Bates has been a therapist in the Dallas area for the last 13 years helping both recreational and professional athletes. He and his wife, Stephanie, live in Carrollton.



BRAD JELLIS

Strength and Conditioning Coach

Brad Jellis will be entering his third season as the team's strength and conditioning coach after spending the 2010-11 season as the club's Assistant Strength Coach and Rehabilitation Therapist. During the 2009-10 season, Jellis was the Head Athletic Trainer for the Texas Stars in their inaugural season in the AHL. The previous two years he spent working with Dallas' ECHL Affiliate, the Idaho Steelheads, as the head of the training department. From 2005-2007, Jellis also worked as the Head Athletic Trainer for the ECHL's Fresno Falcons.



The Creston, British Columbia native obtained his master's degree in sports science in 2004. Prior to attending Bemidji State, Jellis graduated from the University of North Dakota in 2002 with a degree in athletic training. Jellis resides in Coppell with his wife, Robin.

STEVE SUMNER

Head Equipment Manager

Steve Sumner begins his ninth season as head equipment manager and his 13th season with the Stars, serving his first four years with the team as assistant equipment manager. Prior to coming to Dallas, Sumner spent six years as the equipment manager with the Houston Aeros of the International Hockey League, where he was a part of the club's 1999 Turner Cup championship. Sumner has also served on the equipment staffs for the St. Louis Blues and the Dallas Freeze of the CHL. He is a member of the Athletic Equipment Managers Association. Sumner and his wife, April, and their daughters Sierra and Taylor, reside in Lewisville.



DENNIS SOETAERT

Assistant Equipment Manager


Dennis Soetaert begins his eighth season with the Dallas Stars, his fourth as assistant equipment manager. He spent the first four seasons (2006-2010) with the club as equipment assistant. Before joining the Stars, Soetaert, 32, spent two seasons as head equipment manager of the ECHL Columbia Inferno and one with the ECHL Florence Pride. As assistant equipment manager with the AHL Houston Aeros, Soetaert was a part of the club's 2003 Calder Cup championship squad. Soetaert is a native of White Plains, N.Y., and resides in Plano.



JOSH RICHARDS

Equipment Assistant

Josh Richards enters his first season with the Dallas Stars as equipment assistant. Richards previously worked for the Wilkes-Barre/Scranton Penguins in a variety of capacities, working as a stick boy, locker room attendant and most recently served as the club's assistant equipment manager. Richards has an older brother, Teddy, who is an assistant equipment manager for the Pittsburgh Penguins. Richards is a native of Wilkes-Barre, Pennsylvania.



DR. ROBERT DIMEFF

Director of Medical Services

Dr. Robert Dimeff, is a professor with appointments in orthopaedic surgery, family and community medicine, and pediatrics. He also is the medical director of sports medicine at UT Southwestern. Dr. Dimeff will serve as the director of medical services and team physician for the Stars. Dr. Dimeff is a former head team physician for the Cleveland Cavaliers of the National Basketball Association and for the National Football League's Cleveland Browns. He is past president of the American Medical Society for Sports Medicine and a fellow of the American Academy of Family Physicians.

DR. WILLIAM ROBERTSON

Head Team Physician



Dr. William Robertson, is an assistant professor of orthopaedic surgery and chief of the sports medicine and shoulder service at UT Southwestern. He will serve as the Stars' head team physician. The former all-Ivy league football player at Brown University previously served on the medical staff of the Boston Red Sox, the New England Patriots, and the NHL's Boston Bruins.

MEDICAL STAFF

Director, Medical Services & Team Physician Robert J. Dimeff, MD
 Head Team Physician, Orthopedic Surgery/ William J. Robertson, MD
 Plastic Surgery Jeffery M. Kenkel, MD
 Wayne Scott, DDS
 Jason Erickson, DDS
 Emergency Medicine S. Marshal Isaacs, MD
 Alexander Eastman, MD
 Jeffrey C. Metzger, MD
 Neuropsychology Munro Cullum, PhD
 Assistant Team Physicians, Orthopedic Surgery/ Kathy Coyner, MD
 Sports Medicine Michael Khazzam, MD
 Shane Miller, MD
 Oral and Maxillofacial Surgery John Zuniga, MD
 Physical Therapy Ross Query, PhD
 Ophthalmology R. Wayne Bowman, MD
 Chiropractor Mary Collings, DC

JASON K. WALSH

V.P., Production and Entertainment

Jason Walsh begins his 17th season with the Stars, and his 10th as head of the club's broadcasting department. Walsh oversees all aspects of the Stars broadcast on television and radio as well as the in-arena show and digital content.

The Dallas native has been nominated six times for a Lone Star Emmy, having won the prestigious award in 2003, 2008 and 2011.

Walsh is a graduate of the University of North Texas. He currently lives in McKinney with his wife, Kelly and daughter, Lexi.



RALPH STRANGIS

Play-by-Play Broadcaster

Ralph Strangis, the Dallas Stars play-by-play broadcaster on television and radio, enters his 24th season in the booth with the team. An original Dallas Stars employee, Ralph has had a hand in all areas of the team's business including making public appearances for the club and assisting with the team's sales and marketing efforts.

Strangis is also an actor (having appeared in three films and six Dallas-area stage productions), a writer (having written video scripts and news and feature articles for the Stars and others), a producer and an in-demand corporate speaker and emcee.



DARYL REAUGH

Color Analyst

Daryl Reaugh returns for his 19th season as color analyst on Stars television and radio broadcasts. Reaugh came to Dallas from the Hartford Whalers, where he was the color analyst on SportsChannel New England's telecasts in 1995-96.

Showing his talents to a national audience, Reaugh has done work with NBC Sports Network, ABC, ESPN, FOX, and CBC's Hockey Night in Canada.

Reaugh has also used his talents beyond the broadcast booth. He provided the color analyst dialogue and voice for EA Sports' NHL '98 and NHL '99 video games, writes a popular blog on the Dallas Stars official website titled "Razor With An Edge," and is active on Twitter: @Razor5Hole.

As a player, Reaugh's career included stints in the NHL with both the Edmonton Oilers and the Hartford Whalers. Prior to turning pro, he was an all-star netminder for the Kamloops Blazers of the Western Hockey League and was named to their 25th Anniversary Team.

Daryl, his wife Kristin, who was instrumental in starting the Dallas Stars Foundation, and their two daughters, Falyn and Kendyl reside in Dallas.



ALI LUCIA

Reporter

Ali Lucia begins her first full season with the Dallas Stars broadcast team. Her primary role will be on-air with FOX Sports Southwest, hosting "Stars Live" before and after the game as well as "Stars Insider," a weekly magazine show about the club.

Lucia joins the Stars organization from Norfolk, Virginia where she was the weekend sports anchor for WAVY/Fox43. During her time in Virginia, she covered the Norfolk Admirals of the American Hockey League on their road to a Calder Cup championship. Prior to her job in Virginia, she was the main news anchor at Fox47 in Rochester, Minnesota. Lucia has also covered hockey for Big Ten Network, Fox Sports North and KSTC-TV in the Twin Cities.

Lucia is a graduate of the University of Minnesota where she double majored in communications studies and journalism. During college, Lucia worked for the Gophers athletic department in the football and basketball offices.

Lucia was born in Fairbanks, Alaska. She lives in Dallas.

CODY EASTWOOD

Website Producer

Cody Eastwood is entering his fourth season with the Dallas Stars and his third as the club's web producer. Eastwood handles the day-to-day website video duties and can frequently be found on game days operating a video camera and editing video in-and-around the team's locker room.

An Eagle Scout, Eastwood has a bachelor's degree in radio, television and film from the University of North Texas, as well as an associate's degree in Spanish from San Jacinto College in Houston.



MARK STEPNESKI

Writer, Stars Inside Edge

Mark Stepneski is in his second season with the Stars as a writer and blogger for the team's website. Prior to writing for the Stars, Stepneski covered the team for ESPN Dallas (2010-12) and ran his own independent web site on the Stars (1996-2010).

Stepneski spent 16 years at KXAS-TV (NBC) in Dallas-Fort Worth in several capacities. He served as a videotape editor, writer, producer and special projects producer, earning several awards, including an Edward R. Murrow Regional Award from The Radio Television Digital News Association, a Katie from the Dallas Press Club and two Texas Associated Press Broadcasters Awards.

A native of Binghamton, New York, Stepneski is a graduate of Texas Christian University. Stepneski and his wife, Alice, live in Plano and have three children - Andrew, Mary and Nick.



TOM HOLY

Sr. Director of Communications

Tom Holy enters his first season as senior director of communications with the Dallas Stars and his ninth overall in the NHL.

Holy, 33, has spent the last eight seasons as a member of the San Jose Sharks media relations department. While with the Sharks, the team won the Dick Dillman Award, presented to the League's best media relations staff in each conference as voted on by the Professional Hockey Writers' Association, four times (2007-10) and was a finalist in the other four seasons the award was presented over that span.

Holy, a Cleveland, Ohio native, received his bachelor's degree in education and human development (specialization in sport management) from Bowling Green State University in 2002.



GREG RAMIREZ

Media Relations Coordinator

Greg Ramirez enters his ninth season with the Dallas Stars and his fourth in media relations. He currently serves as the editor-in-chief of the organization's media guide and assists in all areas for the department.

Over the past three seasons, Ramirez helped guide the team's communications initiatives through several organizational transitions, including the ownership change and a re-brand of the club's logo and uniform.

Ramirez has a bachelor's degree in radio, television and film with a minor in social sciences from the University of North Texas. He currently resides in Dallas.



BEN FROMSTEIN

Media Relations Coordinator

Ben Fromstein enters his second season with the Dallas Stars, and his first as a media relations coordinator. Before joining the Stars organization, Fromstein served one year as the media relations intern with the Chicago Blackhawks during the 2011-12 season.

The Winnetka, Illinois, native graduated from the University of Wisconsin—Madison in 2011 with a bachelor's degree in communications with a specialization in radio, television and film. During his time at Wisconsin, Fromstein spent

three years working in the Athletic Communications office where he served as the assistant sports information director for several sports, including the 2011 National Champion women's hockey team.



JOE CALVILLO

Corporate Communications Coordinator

Joe Calvillo begins his fourth season with the Dallas Stars and his first as corporate communications coordinator.

In his new role, Calvillo is responsible for managing the communications efforts of the club's off-ice activities, including corporate partnerships, ticket sales, marketing, Dr Pepper StarCenters, Dallas Stars Foundation and other organizational initiatives. He works closely with the Media Relations Department and assists in day-to-day and game night functions including serving as editor of the game

night program and yearbook, along with overseeing the club's photography archives.

Calvillo, 26, came to the Stars organization after spending the previous five seasons (2006-2010) working for Spurs Sports and Entertainment. During the 2009-10 campaign, he worked as the media services intern for the San Antonio Spurs after spending the previous four seasons as a member of the Spurs game night media services staff. During his four years in college, Calvillo also worked as a media relations with the Austin Toros of the NBA D-League. Calvillo graduated from the University of Texas at Austin with a bachelor's degree in public relations and lives in Dallas.

AMERICAN AIRLINES CENTER



The American Airlines Center continuously sets new standards for sports and entertainment and is the premier venue of the South. It's grand complex with sweeping vistas and inviting passages comprise five concourses, 112 luxury suites, 22 theater box suites, two 50 person suites and room for 18,532 hockey fans.

Designed by world-renowned architect David M. Schwarz and Dallas based HKS, Inc., the American Airlines Center is a combination of traditional architecture and hi-tech wizardry. Outside, the signature arches are warm and inviting; inside, the retractable seating brings the bowl in closer to the action, allowing fans a more intimate experience and exceptional sight lines.

American Airlines Center has been repeatedly nominated for "Arena of the Year" by leading concert industry publications, Pollstar, and in 2012 ranked number three in the US for Year End Ticket Sales.

American Airlines Center first opened its doors on July 28, 2001, when The Eagles took the stage in front of a sold out crowd. In addition to The Eagles, some of the world's most legendary performers have appeared at American Airlines Center including Coldplay, U2, The Rolling Stones, Billy Joel, Elton John, Rod Stewart, George Strait, Cher, Tom Petty, Bruce Springsteen, Maná, Paul McCartney, and so many more.

The American Airlines Center has been no stranger to major sporting events. In addition to the Dallas Stars and Dallas Mavericks, the Center hosted the 2002 & 2006 NCAA 1st and 2nd Round Men's Basketball Tournaments, The Phillips 66 2003, 2004, & 2006 Men's Big 12 Basketball Tournaments, 2009 U.S.A. Gymnastics Visa Championships and other events such as Boxing and Ultimate Fighting Championships. The Center was a proud host of the 2007 NHL All-Star Game, 2006 and 2011 NBA Finals and hosted events during the 2010 NBA All-Star Weekend.

American Airlines Center was designed to keep hockey ice in perfect condition even when the Texas heat blazes outside. To maintain a constant temperature of 64-68 degrees, the building has a separate chiller system just for the slab, eight miles of one-inch pipe and 320 tons of refrigeration. In addition, a 3,600-ton air-conditioning system and a dehumidification system extract 500 gallons of moisture per hour during the season. The ice is put into place each September and takes 24 hours to build up to the 1-inch depth the players are accustomed to. The ice stays in the Center until the playoffs are complete and is covered up during the season with a special material called Ice Deck, a fiberglass product that keeps the ice cold and allows the air temperature above to rise without affecting the ice. The Zamboni is retrofitted with a Fast Ice system, the latest technology that allows the ice maintenance crew to cut the ice quickly in order to keep the ice smooth and fast.

AMERICAN AIRLINES CENTER

Thanks to the most sophisticated retractable seating system ever designed for a sports and entertainment venue, the conversion between basketball and hockey is record setting. The patented design allows conversion from an ice rink to a basketball court or concert setting in less than two hours.

Regarded as one of the most technologically advanced arenas, American Airlines Center premiered a one-of-a-kind sight and sound system in the 2009-2010 hockey and basketball season.



During the summer months of 2009, American Airlines Center installed the first 1080 high-definition center scoreboard in the NBA and NHL. Digital video throughout the arena bowl increased by over 300 percent with the addition of a new high-definition center scoreboard and two stadium-sized video displays that dominate the upper end walls. Matching the spectacular HD video experience is a state-of-the-art concert quality sound system. The digital six speaker linear system delivers audio effects that the American Airlines Center visitor can both feel and hear.



VICTORY PARK

Anchoring the 72-acre Victory Park development, American Airlines Center serves as the backdrop to Dallas' most vibrant urban gathering space. Built on land that was once home to an old city dump, a meat packing plant and an old power plant, Victory Park is the largest Environmental Protection Agency brownfield project in the United States.

Only steps away from jogging trails like the Katy Trail and green spaces, Victory Park is in the heart of the "new Dallas" – an area on the west side of downtown experiencing tremendous growth and offering unprecedented promise for the future. More than \$6.5 billion in new construction is now under development in Victory Park and the area surrounding it, from the gorgeous Calatrava Bridges to the Arts District and Woodall Rodgers Park to the Perot Museum of Nature and Science.

The Victory Park neighborhood is the crossroads for nearby urban districts, from Uptown to the Design District to the Central Business District and steps away from the DART commuter rail station and the Trinity Railway Express connecting Victory Park to Dallas, Fort Worth and beyond.

Today, Victory Park is one of the "greenest" developments in the country. More than 1,000 trees have been planted in the neighborhood and all of the electricity in Victory Park is purchased from providers generating 100% renewable energy.

DR PEPPER ARENA

The Dallas Stars Organization opened the Dr Pepper Arena in Frisco, TX, in June 2009, and it has become the premiere entertainment venue in Collin County.

Formerly known as the Deja Blue Arena at the Dr Pepper StarCenter, the facility underwent a major renovation through a partnership between the Dallas Stars, the City of Frisco and the Frisco ISD. The original facility opened in 2003; Dr

Pepper Arena now serves as the name of the entire complex.

Most of the renovation took place on the arena side of the complex, which began in the summer of 2008. Dr Pepper Arena's capacity went from 3,500 to just over 6,000. Additions to the arena included a 1,000-space parking garage, extensive kitchen/catering capabilities, 12 luxury suites and a VIP club.

Dr Pepper Arena opened June 1, 2009 and featured many entertaining guests and shows in its first year, including Bill Cosby, Cirque Du Soleil, Hillsong United, Championship Boxing, Steele Cage Mixed Martial Arts and the Harlem Globetrotters. The facility will continue to showcase great entertainment as well as sports in Collin County. Dr Pepper Arena is also the home to the Texas Legends, the Dallas Mavericks' D-League affiliate.

"Dr Pepper Arena has been very successful since its expansion was completed," said Dallas Stars Chief Operating Officer, Jason Farris. "It is the premiere entertainment venue in Collin County and the Frisco area. We look forward to many more great events coming to Dr Pepper Arena."

Dr Pepper has been a strong partner of the Dallas Stars since the hockey club came to North Texas in 1993.

"We are very proud of our longstanding relationship with the Dallas Stars through our sponsorship of the team and our continued involvement with Dr Pepper StarCenters throughout the Metroplex," said Jim Trebilcock, executive vice president and chief marketing officer for Dr Pepper Snapple Group, based in Plano. "Dr Pepper Arena brings that relationship to a new level, providing a state-of-the-art sports and entertainment venue for the Frisco community and in the process gives the Dr Pepper brand even more visibility here in our home market."

"We've been very happy with the Dr Pepper Arena over the past few years," said Frisco Mayor Maher Maso. "The expansion project has transformed the arena into a well-balanced venue with greater capabilities to host events for everyone. Our residents and visitors enjoy more entertainment opportunities and our city benefits economically from the arena's enhanced ability to host a wide variety of events."

YOUTH HOCKEY IN TEXAS

When the Stars moved from Minnesota to Texas, they made exposing the Dallas/Fort Worth community to hockey an organizational priority. By constructing and operating several Dr Pepper StarCenters throughout the Metroplex, the team has been able to have direct involvement with building and growing the game of hockey in the greater southwest.

The Dallas Stars are one of the few teams in the NHL to design and build their own practice facility and arena. The team also sets the pace in the NHL among clubs that form partnerships with communities to create public skating facilities, a trend which is picking up momentum around the league. The facility in Farmers Branch was built in partnership with that city, as was the facility in Euless. The Stars also have facilities in Irving and Plano. The Dr Pepper StarCenter Plano re-opened on June 23, 2012 after undergoing extensive renovations.

The Stars have come a long way since moving to town nearly 20 years ago. When the team first set foot in Texas, there were five total sheets of ice in the area (two of which were at shopping malls and didn't host hockey). There were no high school or traveling hockey teams, only 250 local children playing the sport and only 225 adults playing in recreational leagues.

Today, there are more than 5,000 North Texas kids and adults playing recreational hockey on over 20 sheets of ice in the area, including about 55 high school hockey teams.

With all the success the Stars have had growing the sport, it's no surprise that the Lone Star State is beginning to produce world-class hockey talent. Since 2005, 13 native Texans have been drafted into the National Hockey League, including eight who hail directly from the area (Dallas, Plano, Coppell, Arlington, Lewisville). Nine of those players have been selected since 2008, making Texas a top-15 producer of American NHL draftees in that span. In the summer in 2013, Plano native Seth Jones was selected fourth overall in the NHL Entry Draft by the Nashville Predators, the highest a native Texan has ever been selected.

The Dallas Stars have also played a crucial role in the development of the Dallas Stars Travel Hockey League (DSTHL), a youth travel hockey league dedicated to the continued development of amateur hockey players across Texas.

The league was initiated to lower the costs for first-time players and streamline travel programs in the area to increase competitiveness and development at the elite levels.

The 12-team travel league began play in the fall of 2012.



DALLAS STARS FOUNDATION

MISSION STATEMENT

The Dallas Stars Foundation was established to serve as a positive force throughout the Dallas/Fort Worth Metroplex.

The Foundation focuses its efforts on providing support to the children of the community so they may lead quality lives and develop into contributing members of society.

Through teamwork, interaction, and education, the Dallas Stars Foundation works to bring together all members of the Metroplex and build a bright future for today's youth.

FITNESS STARS

Fitness Stars will teach children the importance of healthy eating and keep them active through the great game of hockey in order to help fight the childhood obesity epidemic. Every participating P.E. class will receive materials and training for a 5-week long hockey and nutrition program.

LITTLE ROOKIES

Little Rookies will give children ages 4-8 an opportunity learn to play the game of hockey through 4-week programs conducted by Dallas Stars staff. A full set of equipment is provided to each child for use during the program and a Dallas Stars Little Rookie jersey to take home with them.

MOLINA HEALTH CARE STICK WITH READING PROGRAM

Molina Health Care, in partnership with the Dallas Stars Foundation, will encourage teachers to track how many books their students read in the classroom during a one-month period. The classes will receive incentives such as Dallas Stars prizes, a visit from Stars player Alex Goligoski and books donated to their class from Molina Health Care.

BOB GAINEY HONORARY SCHOLARSHIP

In honor of Bob Gainey, the Foundation established the Bob Gainey Honorary Scholarship. Each year, one very deserving Metroplex high school senior athlete will be awarded the scholarship based on academic achievement, community and extracurricular involvement, and financial need.

JR. STARS SCHOLARSHIP

The Dallas Stars created the Junior Stars and Star Champions Scholarship Funds in 1997 to promote sportsmanship and academics as part of the figure skating and hockey experiences. Recipients exhibit strong academic performance, financial need, involvement in extracurricular and/or community activities, and exemplary conduct during practices, games and competitions.

Dallasstars.com/foundation

Twitter: @ds_foundation

Facebook: facebook.com/DallasStarsFoundation





2013

SEASON

— IN REVIEW —

A NEW GENERATION EMERGES

The Dallas Stars relied heavily on contributions from NHL rookies last season, utilizing the third-most in the entire NHL. Seven of those rookies played in 10 games-or-more. Forward Antoine Roussel led the pack in scoring with 14 points (7-7=14), with Brenden Dillon leading in games played (all 48). Only the Ottawa Senators and Florida Panthers used more rookies than Dallas this season.

Most Rookies Used in the NHL, 2012-13

1. Ottawa Senators: 14
2. Florida Panthers: 11
3. Dallas Stars: 10

Most Rookies Used Since AAC Opened

1. 2007-08: 229 games
2. 2012-13: *205 games
3. 2008-09: 182 games
4. 2005-06: 170 games
5. 2009-10: 149 games
6. 2006-07: 139 games
7. 2005-06: 129 games
8. 2002-03: 108 games
9. 2003-04: 73 games
10. 2010-11: 54 games

* Over an 82-game schedule, the Stars were on pace to play 350 games with NHL rookies.

DON'T MESS WITH TEXAS!

The Dallas Stars celebrated their 20th year in the State of Texas this year, and their 46th overall in franchise history. The franchise began NHL play in 1967 as the Minnesota North Stars, and moved to Dallas in 1993. On Feb. 12, 2013 the Stars recorded a 4-1 win over the Edmonton Oilers for the club's 759th victory since its relocation to Texas, surpassing the win total of 758 posted by the Minnesota North Stars. Here are some of the more notable accomplishments over the last 20 years:

Winning Big, Deep In The Heart of Texas

		
26	Seasons	19
758	Regular Season Wins	774
.449	Win %	.589
0	Stanley Cups	1
17	Playoff Appearances	12
2	Division Titles	7

BIG D = BIG W's

Since the North Stars moved to Texas in 1993, Dallas has compiled a 774-509-209 record, which is good for a .589 points percentage. It's the third-best record in the NHL in that span - only the Detroit Red Wings and New Jersey Devils have a better record.

BEST NHL RECORDS SINCE 1993-94 SEASON

1. Detroit: 886-405-221 (.661)
 2. New Jersey: 814-482-196 (.611)
 3. Dallas: 774-509-209 (.589)
 4. Philadelphia: 758-509-225 (.583)
 5. * Colorado: 757-542-193 (.572)
- * Record includes time as Quebec Nordiques

ELITE COMPANY

The Dallas Stars concluded the 2012-13 season with a 22-22-4 record, giving them their 16th consecutive season with a .500 record-or-better. They are one of four teams in professional sports (NHL, NBA, MLB and NFL) with an active streak of 15-or-more consecutive seasons with a record of .500 or better. Only the New York Yankees and Detroit Red Wings have registered more active consecutive winning seasons than the Dallas Stars.



A CELEBRATION 20 YEARS IN THE MAKING

The Dallas Stars unveiled a commemorative patch to accompany the team's promotional items and jerseys during the 2013-14 season. The team also unveiled their all-time 20th anniversary team. After half-a-million votes, the following players were selected to be a part of the team's 20th anniversary initiatives.

DALLAS STARS 20TH ANNIVERSARY TEAM

Jere Lehtinen	Mike Modano	Brett Hull
Brenden Morrow	Joe Nieuwendyk	Jamie Langenbrunner
Loui Eriksson	Jamie Benn	Bill Guerin
Stu Barnes	Guy Carbonneau	Steve Ott

Sergei Zubov
Derian Hatcher
Stephane Robidas

Darryl Sydor
Richard Matvichuk
Craig Ludwig



Ed Belfour
Marty Turco

THE FRENCH CONNECTION

Antoine Roussel made his NHL debut on Feb. 1 against the Phoenix Coyotes, becoming the eighth French-born player in NHL history. He is also one of five players from that country to score a goal.

French-Born NHL Players

Paul MacLean (719 GP)

Cristobal Huet (272 GP)

Philippe Bozon (144 GP)

Antoine Roussel (39 GP)

Stephane Da Costa (35 GP)

Pat Daley (12 GP)

Andre Peloffy (9 GP)

Max Sauve (1 GP)

A TALL ORDER

Jamie Oleksiak made his NHL debut on Feb. 1 against the Phoenix Coyotes becoming the tallest player to appear in an NHL contest in Stars franchise history. Oleksiak, who stands at 6-foot-7, was also one of eight players in 2013 listed at 6'7" or taller. Below are the tallest players to ever play for the franchise:

Tallest Player, Franchise History

6-foot-7: Jamie Oleksiak ('13)

6-foot-6: Sami Helenius ('00-'03), * Archie Henderson ('80-'83), * Dean Kolstad ('88-'91)

6-foot-5: *Dave Richter ('81-'86), Chris Therien ('03-'04), Brad Winchester ('07-'08), *Enrico Ciccone ('91-'93), Derian Hatcher ('91-'03)

* Minnesota North Stars

CHIASSON MAKES DAZZLING DEBUT, JOINS RECORD BOOKS

Stars forward Alex Chiasson made his NHL debut on April 3 at Anaheim. Chiasson became the first player in Stars franchise history to record six goals in his first six games with the team, and is the first NHLer to tally markers in his first six NHL contests since Evgeni Malkin (7G) did so during the 2006-07 season. He had seven points (6G-1A) in his first six contests, including a 5-game point streak from April 5 - 13.

GETTING OFFENSIVE

The Dallas Stars finished the month of February with an 8-5-1 record, scoring three or more goals 12 times - more times than any other team in the NHL during the month. They also scored the third-most goals with 43 tallies, only Pittsburgh (50) and Philadelphia (46) scored more.

Most Goals in February, NHL

1. Pittsburgh Penguins: 50
2. Philadelphia Flyers: 46
3. Dallas Stars: 43

Most 3+ Goal-Games in February, NHL

1. Dallas: 12
2. Pittsburgh: 11
3. Anaheim/Carolina: 10

PLAYER	GP	G	A	PTS	+/-	PIM	PP	SHG	GWG	OTG	S
Jamie Benn	41	12	21	33	-12	40	3	0	3	0	110
Loui Eriksson	48	12	17	29	-9	8	2	1	3	1	104
Ray Whitney	32	11	18	29	1	4	4	0	1	0	62
Alex Goligoski	47	3	24	27	4	18	0	0	0	0	80
Jaromir Jagr	34	14	12	26	-5	20	6	0	2	1	87
Cody Eakin	48	7	17	24	1	31	3	0	1	0	67
Derek Roy	30	4	18	22	3	4	1	0	1	0	65
Vernon Fiddler	46	4	13	17	3	48	1	0	0	0	56
Antoine Roussel	39	7	7	14	3	85	0	0	0	0	46
Michael Ryder	19	6	8	14	4	8	2	0	2	0	42
Trevor Daley	44	4	9	13	1	14	2	0	0	0	58
Stephane Robidas	48	1	12	13	2	56	0	0	0	0	46
Eric Nystrom	48	7	4	11	-3	61	0	1	3	0	49
Brenden Morrow	29	6	5	11	-8	18	1	0	1	0	31
Ryan Garbutt	36	3	7	10	1	32	0	0	0	0	59
Reilly Smith	37	3	6	9	0	8	0	0	0	0	34
Brenden Dillon	48	3	5	8	1	65	0	0	1	0	75
Alex Chiasson	7	6	1	7	3	0	1	0	1	0	13
Erik Cole	28	6	1	7	-7	10	1	0	0	0	45
Jordie Benn	26	1	5	6	-4	10	1	0	0	0	31
Philip Larsen	32	2	3	5	-10	18	1	0	0	0	30
Aaron Rome	27	0	5	5	-2	18	0	0	0	0	15
Tomas Vincour	15	2	1	3	0	2	0	0	0	0	11
Matt Fraser	12	1	2	3	0	0	0	0	0	0	17
Lane MacDermid	6	2	0	2	1	9	0	0	0	0	3
Jamie Oleksiak	16	0	2	2	-5	14	0	0	0	0	11
Tom Wandell	18	1	0	1	0	4	0	0	1	0	14
Colton Sceviour	1	0	1	1	-1	0	0	0	0	0	0
Toby Petersen	1	0	0	0	0	0	0	0	0	0	0
Francis Wathier	1	0	0	0	0	0	0	0	0	0	0

GOALTENDER	GP	W	L	OT/SOL	SA	SV	SV%	GAA	SO	A
Kari Lehtonen	36	15	14	3	1,050	962	.916	2.66	1	2
Richard Bachman	13	13	6	5	288	255	.885	3.25	0	0
Cristopher Nilstorp	5	1	3	1	146	131	.897	3.09	0	0

2013 GAME-BY-GAME SUMMARY

#	DATE	TEAM	W-L-OT	REC	GF-GA	SCORERS	W	GOAL	PP	PK	SF-SA	W-LG	ATTD
1	1/19/13	PHX	W	01-00-00	4-3	68,68p,13p,21	21	2-4	3-5	26-40	32/41	18532+	
2	1/20/13	@ MIN	L	01-01-00	0-1	-	11	0-4	3-3	24-32	37/41	18296+	
3	1/22/13	@ DET	W	02-01-00	2-1	73,73	73	0-2	4-4	32-40	32/35	20066+	
4	1/24/13	CHI	O*	02-01-01	2-3	21s,13	81	0-2	4-7	23-41	50/32	17868	
5	1/26/13	STL	L	02-02-01	3-4	81,73p,40	57	1-4	3-3	23-32	41/41	17131	
6	1/28/13	@ CBJ	L	02-03-01	1-2	36p	22	1-4	7-7	25-27	72/32	10475	
7	1/29/13	@ DET	L	02-04-01	1-4	21	40	0-5	5-6	26-27	35/32	20066+	
8	2/1/13	PHX	W**	03-04-01	4-3	60,4,73	68	0-2	3-3	24-34	32/41	18101	
9	2/2/13	@ PHX	L	03-05-01	0-2	-	32	0-1	6-7	17-34	41/31	12151	
10	2/4/13	@ COL	W	04-05-01	3-2	14,10,14	14	0-5	4-5	26-31	32/1	13441	
11	2/6/13	@ EDM	W*	05-05-01	3-2	14,11p,68	68	1-3	3-4	28-29	32/40	16839+	
12	2/8/13	ANA	W	06-05-01	3-1	6p,14p,21	14	2-5	3-3	28-21	32/1	18112	
13	2/12/13	@ EDM	W	07-05-01	4-1	4,24,68,40	24	0-3	5-5	29-36	32/40	16839+	
14	2/13/13	@ CGY	L	07-06-01	4-7	24,10p,10,20p	13	2-4	0-2	34-23	37/31	19289+	
15	2/15/13	@ VAN	W	08-06-01	4-3	18,20,60,4	4	0-4	3-3	29-28	31/35	18910+	
16	2/17/13	CGY	L	08-07-01	3-4	60,18,40	25	0-3	4-5	30-26	35/31	17340	
17	2/21/13	VAN	L	08-08-01	3-4	14,73,10	33	0-5	4-5	25-22	35/41	17393	
18	2/23/13	SJS	W	09-08-01	3-1	68p,73p,14	73	2-6	6-7	28-32	41/31	18584+	
19	2/25/13	@ NSH	O*	09-08-02	4-5	25,18,38p,21p	59	2-4	3-4	24-31	35/41	17113+	
20	2/26/13	@ CBJ	W*	10-08-02	5-4	10,11,60,20,21	21	0-1	1-1	39-20	31/72	11523	
21	2/28/13	EDM	L	10-09-02	1-5	68	19	0-5	8-9	34-38	40/32	17004	
22	3/3/13	STL	W	11-09-02	4-1	72,11,21,68p	11	1-3	1-1	27-26	32/1	16663	
23	3/7/13	@ LAK	W	12-09-02	5-2	68p,20p,10,68,60	10	2-3	1-1	22-33	32/32	18118+	
24	3/9/13	@ PHX	L	12-10-02	1-2	68p	36	1-5	2-2	21-21	41/32	15842	
25	3/12/13	NSH	L	12-11-02	0-4	-	13	0-4	2-4	32-21	35/32	15661	
26	3/14/13	ANA	O**	12-11-03	1-2	13	9	0-5	3-3	34-30	1/32	15775	
27	3/16/13	CHI	L	12-12-03	1-8	6p	19	1-2	4-6	19-34	50/32	18584+	
28	3/18/13	CGY	W	13-12-03	4-3	72,24,21,21	21	0-3	2-4	24-19	32/35	16057	
29	3/20/13	@ COL	L	13-13-03	3-4	68,6,13	12	0-6	2-2	32-34	1/32	13813	
30	3/21/13	@ LAK	W	14-13-03	2-0	68,13	68	0-2	3-3	21-40	32/32	18118	
31	3/23/13	COL	W	15-13-03	5-2	11,58p,24,20,68	24	1-4	2-3	31-35	32/1	17311	
32	3/25/13	MIN	L	15-14-03	4-7	33,68p,6,36	21	1-3	2-2	26-42	32/32	16167	
33	3/29/13	MIN	W	16-14-03	5-3	13p,81,72,14p,20p	14	3-6	3-4	33-33	31/31	17376	
34	3/31/13	LAK	L	16-15-03	2-3	14,13p	14	1-2	1-1	15-40	45/32	15719	
35	4/1/13	ANA	L	16-16-03	0-4	-	9	0-4	1-2	26-30	30/32	13748	
36	4/3/13	@ ANA	L	16-17-03	2-5	72,28	51	0-0	0-1	25-27	30/32	15165	
37	4/5/13	@ ANA	W	17-17-03	3-1	28,24s,12	24	0-6	4-4	25-28	32/30	16884	
38	4/7/13	@ SJS	W**	18-17-03	5-4	24,12,12,21	14	0-3	3-3	34-36	32/31	17562+	
39	4/9/13	LAK	W	19-17-03	5-1	33,13,38,13,38	13	0-4	4-5	31-30	31/32	16367	
40	4/12/13	@ NSH	W	20-17-03	5-2	72,13p,23,12,12	23	1-3	2-3	18-28	31/30	16818	
41	4/13/13	SJS	W	21-17-03	2-1	24,12p	12	1-5	1-2	19-32	31/31	18007	
42	4/15/13	@ CHI	L	21-18-03	2-5	14,14	65	0-2	4-4	18-28	30/31	21986+	
43	4/18/13	VAN	W	22-18-03	5-1	38,20,14,13,72p	20	1-5	2-2	30-38	32/35	16571	
44	4/19/13	@ STL	L	22-19-03	1-2	3	75	0-2	2-3	22-20	1/32	19328+	
45	4/21/13	@ LAK	O*	22-19-04	3-4	21,60,33	77	0-4	5-6	27-31	32/32	18118+	
46	4/23/13	@ SJS	L	22-20-04	2-3	60,21p	39	1-3	1-2	26-37	31/32	17562+	
47	4/25/13	CBJ	L	22-21-04	1-3	14p	55	1-3	2-4	32-35	72/32	16918	
48	4/27/13	DET	L	22-22-04	0-3	-	40	0-3	4-4	17-37	35/31	18532+	

FINAL STANDINGS - DIVISION

TEAM	GP	W	L	OT	GF	GA	PTS
ATLANTIC DIVISION							
PITTSBURGH	48	36	12	0	165	119	72
NY RANGERS	48	26	18	4	130	112	56
NY ISLANDERS	48	24	17	7	139	139	55
PHILADELPHIA	48	23	22	3	133	141	49
NEW JERSEY	48	19	19	10	112	129	48
NORTHEAST DIVISION							
y-MONTREAL	48	29	14	5	149	126	63
x-BOSTON	48	28	14	6	131	109	62
x-TORONTO	48	26	17	5	145	133	57
x-OTTAWA	48	25	17	6	116	104	56
BUFFALO	48	21	21	6	125	143	48
SOUTHEAST DIVISION							
y-WASHINGTON	48	27	18	3	149	130	57
WINNIPEG	48	24	21	3	128	144	51
CAROLINA	48	19	25	4	128	160	42
TAMPA BAY	48	18	26	4	148	150	40
FLORIDA	48	15	27	6	112	171	36
CENTRAL DIVISION							
p-CHICAGO	48	36	7	5	155	102	77
x-ST LOUIS	48	29	17	2	129	115	60
x-DETROIT	48	24	16	8	124	115	56
COLUMBUS	48	24	17	7	120	119	55
NASHVILLE	48	16	23	9	111	139	41
NORTHWEST DIVISION							
y-VANCOUVER	48	26	15	7	127	121	59
x-MINNESOTA	48	26	19	3	122	127	55
EDMONTON	48	19	22	7	125	134	45
CALGARY	48	19	25	4	128	160	42
COLORADO	48	16	25	7	116	152	39
PACIFIC DIVISION							
y-ANAHEIM	48	30	12	6	140	118	66
x-LOS ANGELES	48	27	16	5	133	118	59
x-SAN JOSE	48	25	16	7	124	116	57
PHOENIX	48	21	18	9	125	131	51
DALLAS	48	22	22	4	130	142	48

2013 FINAL STANDINGS

TEAM	GP	W	L	OT	GF	GA	PTS
WESTERN CONFERENCE							
P - CHICAGO	48	36	7	5	77	155	102
Y - ANAHEIM	48	30	12	6	66	140	118
Y - VANCOUVER	48	26	15	7	59	127	121
X - ST. LOUIS	48	29	17	2	60	129	115
X - LOS ANGELES	48	27	16	5	59	133	118
X - SAN JOSE	48	25	16	7	57	124	116
X - DETROIT	48	24	16	8	56	124	115
X - MINNESOTA	48	26	19	3	55	122	127
COLUMBUS	48	24	17	7	55	120	119
PHOENIX	48	21	18	9	51	125	131
DALLAS	48	22	22	4	48	130	142
EDMONTON	48	19	22	7	45	125	134
CALGARY	48	19	25	4	42	128	160
NASHVILLE	48	16	23	9	41	111	139
COLORADO	48	16	25	7	39	116	152
EASTERN CONFERENCE							
Z - PITTSBURGH	48	36	12	0	72	165	119
Y - MONTRÉAL	48	29	14	5	63	149	126
Y - WASHINGTON	48	27	18	3	57	149	130
X - BOSTON	48	28	14	6	62	131	109
X - TORONTO	48	26	17	5	57	145	133
X - NY RANGERS	48	26	18	4	56	130	112
X - OTTAWA	48	25	17	6	56	116	104
X - NY ISLANDERS	48	24	17	7	55	139	139
WINNIPEG	48	24	21	3	51	128	144
PHILADELPHIA	48	23	22	3	49	133	141
NEW JERSEY	48	19	19	10	48	112	129
BUFFALO	48	21	21	6	48	125	143
CAROLINA	48	19	25	4	42	128	160
TAMPA BAY	48	18	26	4	40	148	150
FLORIDA	48	15	27	6	36	112	171

RANK	TEAM	OPP	PPG	PP%
1	WASHINGTON	164	44	26.8
2	PITTSBURGH	170	42	24.7
3	PHILADEPHIA	171	37	21.6
4	ANAHEIM	135	29	21.5
5	MONTREAL	203	42	20.7
6	FLORIDA	142	29	20.4
7	SAN JOSE	169	34	20.1
8	EDMONTON	169	34	20.1
9	CALGARY	155	31	20.0
10	LOS ANGELES	166	33	19.9
11	NY ISLANDERS	156	31	19.9
12	ST. LOUIS	149	29	19.5
13	TAMPA BAY	163	31	19.0
14	TORONTO	166	31	18.7
15	DETROIT	185	34	18.4
16	MINNESOTA	151	27	17.9
17	NASHVILLE	140	24	17.1
18	DALLAS	171	29	17.0
19	CHICAGO	150	25	16.7
20	OTTAWA	157	25	15.9
21	NEW JERSEY	176	28	15.9
22	VANCOUVER	165	26	15.8
23	NY RANGERS	153	24	15.7
24	COLORADO	140	21	15.0
25	PHOENIX	169	25	14.8
26	BOSTON	122	18	14.8
27	CAROLINA	165	24	14.6
28	COLUMBUS	155	22	14.2
29	BUFFALO	163	23	14.1
30	WINNIPEG	145	20	13.8

PENALTY KILL RANKINGS

RANK	TEAM	TS	PPGA	PP%
1	OTTAWA	167	20	88.0
2	TORONTO	157	19	87.9
3	CHICAGO	141	18	87.2
4	BOSTON	163	21	87.1
5	PHILADELPHIA	184	26	85.9
6	SAN JOSE	147	22	85.0
7	ST. LOUIS	150	23	84.7
8	VANCOUVER	169	27	84.0
9	EDMONTON	175	29	83.4
10	LOS ANGELES	161	27	83.2
11	COLUMBUS	144	25	82.6
12	DETROIT	164	30	81.7
13	ANAHEIM	162	30	81.5
14	CALGARY	151	28	81.5
15	NY RANGERS	148	28	81.1
16	NEW JERSEY	169	32	81.1
17	DALLAS	179	34	81.0
18	MINNESOTA	135	26	80.7
19	TAMPA BAY	155	30	80.6
20	COLORADO	183	36	80.3
21	NY ISLANDERS	142	28	80.3
22	PHOENIX	169	34	79.9
23	MONTREAL	173	35	79.8
24	WINNIPEG	138	28	79.7
25	PITTSBURGH	167	34	79.6
26	BUFFALO	178	37	79.2
27	WASHINGTON	163	36	77.9
28	CAROLINA	161	36	77.6
29	NASHVILLE	139	34	75.5
30	FLORIDA	151	39	74.2



2013 - 14

PLAYERS

14 JAMIE BENN

POSITION: LW | **SHOOTS:** L

HT: 6'2" | **WT:** 208

DOB: July 18, 1989

BIRTHPLACE: Victoria, British Columbia

DRAFTED: Dallas' fifth-round selection
(129th overall) in the 2007 NHL Draft



CAREER FIRSTS

FIRST NHL GAME: vs. NSH on Oct. 3, 2009

FIRST NHL GOAL: at VAN on Oct. 11, 2009

FIRST NHL POINT: at EDM on Oct. 6, 2009

CAREER HIGHS

GOALS: 2 (10x), last at CHI on April 15, 2013

ASSISTS: 3 (3x), last vs. COL on March 23, 2013

POINTS: 3 (9x), last vs. COL on March 23, 2013

SHOTS: 8 (2x), last vs. EDM on Feb. 28, 2013

PIM: 17, vs. EDM on Feb. 28, 2013

GOAL STREAK: 6 gms, from March 1-11, 2011

ASSIST STREAK: 6 gms, from Dec. 15-26, 2011

POINT STREAK: 10 gms, from March 1-19, 2011

ALL-STAR GAMES

2012: Ottawa (Team Chara)

Won Accuracy Shooting at Skills Comp.

INTERNATIONAL

2009: WJC - Team Canada (Gold Medal)

2012: WC - Team Canada

PENALTY SHOTS

Nov. 12, 2010 vs. ANA (Hiller) - No Goal

SHOOTOUTS

9-of-22 (41%), 4 Game Deciding Goals

CAREER TRANSACTIONS

2007: Drafted by Dallas, 5th rd. (129th)

2013: Signed to Five-Year Extension

CONTRACT STATUS

Through 2016-17 Season

2012-13 SEASON

- Became the youngest player in Dallas Stars history to earn his 100th career assist (23 years, 232 days).
- Led the team in points (12-21=33).
- Earned a shot in all but three games.
- Matched a single-game career-high, in assists and points on March 23 vs. Colorado (0-3=3).
- Earned his first Gordie-Howe Hat Trick (goal, assist, fight) on Feb. 23 vs. San Jose (fought Joe Thornton).
- Led the team with 110 shots
- Led the team in faceoff wins (327).
- Shared the team lead with three game-winning goals.
- Started season with Hamburg Freezers collecting 20 points in 19 games (7-13=20).

CAREER/PERSONAL

- Was once named the second most underrated player in the NHL in a Sports Illustrated player's poll (behind Loui Eriksson).
- Anaheim Ducks Head Coach Bruce Boudreau once said of Benn, "I think he's one of the finest young players in the League no one knows about. If this kid was in Toronto, they'd be making statues of him."
- Among members of the 2007 NHL Draft class, enters 2013-14 with the fifth-most points, and is one of only two players in the top-10 who was not drafted in the first round.
- Won the accuracy shooting title at the 2012 NHL Super-skills Competition as part of All-Star Weekend.
- Is the only player in Dallas Stars history to register 100 career NHL points before the age of 23.
- Became just the second rookie in Dallas Stars history to score over 20 goals.
- In his first season, Benn led all NHL rookies in even-strength goals (20), hits (186) and takeaways (70).


DID YOU KNOW?

Entering 2013-14, only Loui Eriksson (former Star) scored more goals as a member of the Dallas Stars than Jamie Benn since 2009-10. Amongst his draft class, only Patrick Kane and Logan Couture average more goals per game.



CAREER STATS

REGULAR SEASON														PLAYOFFS					
YEAR	TEAM	LEAGUE	GP	G	A	PTS	PIM	+/-	PP	SH	GW	S		GP	G	A	PTS	PIM	
2004-05	Peninsula	VIJHL	4	1	2	3	2	-	-	-	-	-	-	-	-	-	-	-	-
2005-06	Peninsula	WIJHL	38	31	24	55	92	-	-	-	-	-	-	-	-	-	-	-	-
	Victoria	BCHL	6	0	0	0	0	-	-	-	-	-	-	-	-	-	-	-	-
2006-07	Victoria	BCHL	53	42	23	65	78	-	-	-	-	-	-	11	5	4	9	12	
2007-08	Kelowna	WHL	51	33	32	65	68	32	15	0	-	-	-	7	3	8	11	4	
2008-09	Kelowna	WHL	56	46	36	82	71	27	15	6	-	-	-	19	13	20	33	18	
	Canada	WJC	6	4	2	6	4	-	-	-	-	-	-	-	-	-	-	-	-
2009-10	DALLAS	NHL	82	22	19	41	45	-1	2	0	3	182		-	-	-	-	-	
	Texas	AHL	-	-	-	-	-	-	-	-	-	-	-	24	14	12	26	22	
2010-11	DALLAS	NHL	69	22	34	56	52	-5	6	4	3	177		-	-	-	-	-	
2011-12	DALLAS	NHL	71	26	37	63	55	15	2	1	7	203		-	-	-	-	-	
	Canada	WC	8	3	2	5	4	+4	0	0	1	-	-	-	-	-	-	-	
2012-13	DALLAS	NHL	41	12	21	33	40	-12	3	0	3	110		-	-	-	-	-	
	Hamburg	DEL	19	7	13	20	30	8	-	-	-	-	-	-	-	-	-	-	
NHL/DAL TOT			263	82	111	193	192	-3	13	5	16	672		-	-	-	-	-	



24 JORDIE BENN

POSITION: D | **SHOOTS:** L

HT: 6'2" | **WT:** 199

DOB: July 26, 1987

BIRTHPLACE: Victoria, British Columbia

ACQUIRED: Signed by Dallas as a free agent on July 1, 2011



CAREER FIRSTS

FIRST NHL GAME: vs. DET on Jan. 3, 2012

FIRST NHL GOAL: vs. COL on March 23, 2013

FIRST NHL POINT: vs. DET on Jan. 3, 2012

CAREER HIGHS

GOALS: 1, vs. COL on March 23, 2013

ASSISTS: 1 (7x), last vs. CGY on March 18, 2013

POINTS: 1 (8x), last vs. COL on March 23, 2013

SHOTS: 6, vs. SJS on Feb. 23, 2013

PIM: 2 (5x), last at COL on March 20, 2013

GOAL STREAK: None

ASSIST STREAK: 2 gms, from Feb. 25-26, 2013

POINT STREAK: 2 gms, from Feb. 25-26, 2013

ALL-STAR GAMES

None

INTERNATIONAL

None

PENALTY SHOTS

None

SHOOTOUTS

None

CAREER TRANSACTIONS

2011: Signed by Dallas as a free agent on July 1

CONTRACT STATUS

Through 2015-16 Season

2012-13 SEASON

- Scored his first career NHL goal on March 23 vs. Colorado at the 9:57 mark of the first period against Semyon Varlamov.
- Earned a shot in 19-of-26 games.
- All five assists on the season came at even strength.
- Four of six points came at home.
- Skated in 43 games for Texas Stars, earning 21 points (7-14=21).

CAREER/PERSONAL

- Made his NHL debut on Jan. 3, 2012 against Detroit.
- Has now played for three professional hockey organizations in Texas (Allen Americans, Texas Stars, Dallas Stars).
- Lost in the CHL finals in 2010 to Rapid City.
- Considers his pingpong skills as his biggest hidden talent, claims they are "through the roof."
- Says his younger brother and teammate, Jamie Benn, is the best dressed on the team and believes the Benn brothers are the most eligible bachelors in Dallas.
- Biggest influence growing up was his father.
- Most memorable hockey moment was a tie, between his playoff run in Victoria and his first NHL game with his brother.
- Jamie Benn and Jordie Benn are the sixth set of brothers in team history and the third in Dallas Stars history to skate on the same team for an NHL game.

DID YOU KNOW?

Jordie Benn earned an assist in his first NHL contest on Jan. 3, 2012. It was the 10th time in Dallas Stars history that a Stars player earned their first NHL point in their first NHL game.



CAREER STATS

REGULAR SEASON														PLAYOFFS					
YEAR	TEAM	LEAGUE	GP	G	A	PTS	PIM	+/-	PP	SH	GW	S		GP	G	A	PTS	PIM	
2006-07	Victoria	BCHL	53	4	37	41	62	-	3	0	0	-		11	1	7	8	22	
2007-08	Victoria	BCHL	60	15	32	47	78	-	8	0	2	-		11	2	8	10	8	
2008-09	Victoria	ECHL	55	1	11	12	26	-7	0	0	0	-		3	0	0	0	0	
2009-10	Allen	CHL	45	9	9	18	55	0	-	-	-	-		20	2	9	11	12	
2010-11	Texas	AHL	60	2	10	12	39	-	-	-	-	-		1	0	0	0	0	
2011-12	DALLAS	NHL	3	0	2	2	0	1	0	0	0	1		-	-	-	-	-	
	Texas	AHL	62	9	23	32	33	-9	5	0	0	130		-	-	-	-	-	
2012-13	DALLAS	NHL	26	1	5	6	10	-4	1	0	0	31		-	-	-	-	-	
	Texas	AHL	43	7	14	21	33	5	5	0	-	111		7	0	2	2	10	
NHL/DAL TOT			29	1	7	8	10	-3	1	0	0	32		-	-	-	-	-	



12 ALEX CHIASSON

POSITION: RW | **SHOOTS:** R

HT: 6'3" | **WT:** 208

DOB: October 1, 1990

BIRTHPLACE: Montreal, Quebec

DRAFTED: Dallas' second-round selection (38th overall) in the 2009 NHL Draft



CAREER FIRSTS

FIRST NHL GAME: at ANA on April 3, 2013

FIRST NHL GOAL: at ANA on April 5, 2013

FIRST NHL POINT: at ANA on April 5, 2013

CAREER HIGHS

GOALS: 2 (2X), last at NSH on April 12, 2013

ASSISTS: 1, vs. LAK on April 9, 2013

POINTS: 2 (2X), last at NSH on April 12, 2013

SHOTS: 4, at NSH on April 12, 2013

PIM: None

GOAL STREAK: 2 gms (2x), from April 12-13, 2013

ASSIST STREAK: None

POINT STREAK: 5 gms, from April 5-13, 2013

ALL-STAR GAMES

None

INTERNATIONAL

None

PENALTY SHOTS

None

SHOOTOUTS

None

CAREER TRANSACTIONS

2007: Drafted by Dallas, 2nd rd. (38th)

CONTRACT STATUS

Through 2014-15 Season

2012-13 SEASON

- Recalled by Dallas on April 2.
- Made NHL debut against the Anaheim Ducks on April 3.
- Scored his first NHL goal against Viktor Fasth at the 19:12 mark of the first period on April 5.
- Earned seven points in his first seven NHL contests (6-1=7).
- One of 10 rookies to skate for Dallas on the season.
- Ranked second in goal scoring with six goals among all Dallas rookies.
- Became the first player in Stars franchise history to record six goals in his first six games with the team and is the first NHLer to tally six goals in his first six games since Evgeni Malkin did so during the 2006-07 season.
- Dallas earned a 2-0-0 record when he recorded a multi-point game.
- Spent majority of season with Texas Stars (AHL), posting 35 points in 57 games (13-22=35).
- Finished season tied for fourth in points with Texas with 35 points.

CAREER/PERSONAL

- Pronounced Shay-SAHN
- Played three years for Boston University and served as the team's assistant captain for the 2011-12 season.
- Is a two-time Hockey East Honorable Mention All-Star.

DID YOU KNOW?

Alex Chiasson moved from Quebec to New York in grade 10 without knowing a word of English. He became fluent in English while studying at Boston University.



CAREER STATS

REGULAR SEASON														PLAYOFFS					
YEAR	TEAM	LEAGUE	GP	G	A	PTS	PIM	+/-	PP	SH	GW	S		GP	G	A	PTS	PIM	
2009-10	Boston U.	H-E	35	7	12	19	44	-	-	-	-	-	-	-	-	-	-	-	-
2010-11	Boston U.	H-E	35	14	20	34	75	-	6	2	5	-	-	-	-	-	-	-	-
2011-12	Boston U.	H-E	38	15	31	46	67	-	6	1	2	-	-	-	-	-	-	-	-
	Texas	AHL	9	1	4	5	9	-4	0	0	0	18	-	-	-	-	-	-	-
2012-13	DALLAS	NHL	7	6	1	7	0	3	1	0	1	13	-	-	-	-	-	-	-
	Texas	AHL	57	13	22	35	43	3	3	0	-	123	7	2	1	3	14		
	DAL/NHL TOT		7	6	1	7	0	3	1	0	1	13	-	-	-	-	-	-	-



72 ERIK COLE

POSITION: LW | **SHOOTS:** L

HT: 6'2" | **WT:** 205

DOB: November 6, 1978

BIRTHPLACE: Oswego, New York

DRAFTED: Carolina's third-round selection (71st overall) in the 1998 NHL Draft



CAREER FIRSTS

FIRST NHL GAME: vs. NYR on Oct. 5, 2001

FIRST NHL GOAL: at MIN on Oct. 24, 2001

FIRST NHL POINT: vs. NYR on Oct. 5, 2001

CAREER HIGHS

GOALS: 3 (7x), last vs. CHI on March 23, 2012

ASSISTS: 4 (2x), last vs. NYI on April 7, 2009

POINTS: 4 (5x), last vs. NYI on April 7, 2009

SHOTS: 11, last vs. MTL on Nov. 30, 2006

PIM: 19, vs. MIN on March 6, 2008

GOAL STREAK: 4 gms, from Dec. 8-15, 2011

ASSIST STREAK: 4 gms, from Dec. 17-26, 2005

POINT STREAK: 8 gms, from Feb. 5-Oct. 4, 2006

ALL-STAR GAMES

None.

INTERNATIONAL

2005: WC - Team USA

2006: Olympic Games - Team USA

2007: WC - Team USA

PENALTY SHOTS

Scored 2-of-8, last vs. NYI on Jan. 6, 2007 (NG)

SHOOTOUTS

1-of-8 (12.5%), 1 Game Deciding Goal

CONTRACT STATUS

Through 2014-15 Season

2012-13 SEASON

- Acquired by Dallas from Montreal in exchange for Michael Ryder and a third-round pick in 2013 on Feb. 26, 2013.
- Posted 10 of his 13 points on the season at home.
- Dallas had a 5-2-0 record when he earned a point.
- Posted a shot in 42 contests.
- Six of seven points with Dallas were goals (6-1=7)

CAREER/PERSONAL

- Won the Stanley Cup in 2006 with the Carolina Hurricanes.
- Dallas is Cole's fourth NHL club. He has previously skated with Carolina, Edmonton and Montreal.
- Is one of six players on the current Dallas roster who has won a Stanley Cup.
- He and current teammate Ray Whitney played together in Carolina and won a Stanley Cup.
- Was Carolina's nominee for the Masterton Trophy in 2010-11.
- Earned a career-high 35 goals with the Montreal Canadiens in 2011-12.
- Is one of two players in NHL history to record a penalty shot on back-to-back games on Oct. 10 & 12, 2003.
- Was named the Most Valuable Player in the German league playoffs during the 2004-05 NHL workstoppage.
- Forty-three of his 228 career NHL goals have been game winners (18.9%).
- Ranks fourth all-time in goals among New York-born NHL players (228), trailing Joe Mullen (502), Brian Mullen (260) and Brian Gionta (231).
- Earned one goal and two assists for Team USA at the 2006 Winter Olympic Games in Turin, Italy.
- Erik Cole is one of five players in the top-15 of points from the 1998 Draft class to skate with the Dallas Stars (Richards, Ribeiro, Horcoff, Ryder others).

DID YOU KNOW?

Erik Cole is the only player in NHL history to be awarded two penalty shots in a single game. On November 9, 2005, Cole had two penalty shots in the third period against Buffalo's Martin Biron. He scored on one attempt and was stopped on the other. In total, Cole has had eight career penalty shots.



CAREER STATS

REGULAR SEASON															PLAYOFFS					
YEAR	TEAM	LEAGUE	GP	G	A	PTS	PIM	+/-	PP	SH	GW	S	GP	G	A	PTS	PIM			
2001-2002	CAROLINA	NHL	81	16	24	40	35	-10	3	0	2	159	23	6	3	9	30			
2002-2003	CAROLINA	NHL	53	14	13	27	72	1	6	2	3	125	-	-	-	-	-			
2003-2004	CAROLINA	NHL	80	18	24	42	93	-4	2	2	3	172	-	-	-	-	-			
2004-2005	Eisbaren	DEL	39	6	21	27	76	-	-	-	-	-	-	-	-	-	-			
2004-2005	USA	WC	7	1	5	6	6	-	-	-	-	-	-	-	-	-	-			
2005-2006	CAROLINA	NHL	60	30	29	59	54	19	3	3	8	164	2	0	0	0	0			
	USA	OLY	6	1	2	3	0	-	-	-	-	-	-	-	-	-	-			
2006-2007	CAROLINA	NHL	71	29	32	61	76	2	9	0	4	166	-	-	-	-	-			
	USA	WC	7	1	4	5	2	-	-	-	-	-	-	-	-	-	-			
2007-2008	CAROLINA	NHL	73	22	29	51	76	5	10	0	4	216	-	-	-	-	-			
2008-2009	EDMONTON	NHL	63	16	11	27	63	-3	5	0	1	145	18	0	5	5	22			
	CAROLINA	NHL	17	2	13	15	10	3	0	0	0	33	-	-	-	-	-			
2009-2010	CAROLINA	NHL	40	11	5	16	29	-9	2	0	1	81	-	-	-	-	-			
2010-2011	CAROLINA	NHL	82	26	26	52	49	-1	3	1	9	201	-	-	-	-	-			
2011-2012	MONTREAL	NHL	82	35	26	61	48	11	11	0	6	241	-	-	-	-	-			
2012-2013	MONTREAL	NHL	19	3	3	6	10	1	0	0	2	41	-	-	-	-	-			
	DALLAS	NHL	28	6	1	7	10	-7	1	0	0	45	-	-	-	-	-			
DAL TOTALS			28	6	1	7	10	-7	1	0	0	45	-	-	-	-	-			
NHL TOTALS			749	228	236	464	625	8	55	8	43	1,789	43	6	8	14	52			

CAREER TRANSACTIONS

1998: Drafted by Carolina in the third round (71st overall) of the 1998 NHL Draft.

2008: Traded to Edmonton by Carolina for Joni Pitkanen on July 1.

2009: Traded to Carolina by Edmonton with Edmonton's fifth-round choice (Matt Kennedy) in the 2009 NHL Draft for Patrick O'Sullivan and Carolina's second-round choice (later traded to Buffalo, later traded to Toronto - Toronto selected Jesse Blacker) in 2009 Entry Draft, March 4.

2011: Signed as a free agent by the Montreal Canadiens on July 1.

2013: Acquired by Dallas from Montreal in exchange for Michael Ryder and a third-round pick in 2013 on Feb. 26.

6

TREVOR DALEY

**POSITION:** D | **SHOOTS:** L**HT:** 5'10" | **WT:** 193**DOB:** Oct. 9, 1983**BIRTHPLACE:** Toronto, Ontario**DRAFTED:** Dallas' second-round selection (43rd overall) in the 2002 NHL Draft

CAREER FIRSTS

FIRST NHL GAME: at CBJ on Oct. 25, 2003

FIRST NHL GOAL: at PHX on Dec. 10, 2003

FIRST NHL POINT: vs. DET on Nov. 12, 2003

CAREER HIGHS

GOALS: 2, vs. ATL on Jan. 15, 2011

ASSISTS: 2 (2x), last vs. LAK on April 9, 2013

POINTS: 3, vs. BOS on Dec. 31, 2011

SHOTS: 6, vs. ATL on Jan. 15, 2011

PIM: 16, vs. PHX on March 20, 2012

GOAL STREAK: 2 gms (4x), from Dec. 10-13, 2011

ASSIST STREAK: 5 gms, from Feb. 21-29, 2012

POINT STREAK: 5 gms, Feb. 21-29, 2012

ALL-STAR GAMES

None

INTERNATIONAL

2006: WC - Team Canada

PENALTY SHOTS

None

SHOOTOUTS

1-of-2 (50%), 1 Game Deciding Goal

CAREER TRANSACTIONS

2002: Drafted by Dallas, 2nd rd. (43rd)

2010: Signed to Six-Year Extension

CONTRACT STATUS

Through 2016-17 Season

2012-13 SEASON

- Led team defensemen with four goals.
- Tied for second among Dallas defensemen with 13 points (4-9=13).
- Earned a shot in all but 12 games.
- Was an even or plus player in 29-of-44 contests (65.9%).
- Ten of 13 points came in wins.
- Ranked third on the team with 69 blocked shots.
- Took the second-fewest penalty minutes of any Dallas defenseman (14).

CAREER

- Is the longest-continuously tenured Dallas Star on the roster (entering 11th consecutive season with the organization, including stints with Dallas' then-AHL affiliates, the Utah Grizzlies and Hamilton Bulldogs).
- Has earned a plus rating in each of his last five seasons.
- Played in his 500th career NHL game on Oct. 8, 2011 at Chicago.
- Since first NHL season ('03-'04), has played in the most games of any Dallas defenseman (621). Also has the second-most goals (42) trailing only Philippe Boucher (45).
- Enters 2013-14 ranking sixth among defensemen in Dallas Stars history in games played (621), tied for fifth in goals (42), tied for fifth in assists (126), and is fifth in points (168).
- Has played in the second-most games among defensemen from the 2002 NHL Draft class (behind Bouwmeester; 764) and is fifth among all picks from that year.
- Daley enters 2013-14 with a career plus-30 home rating.
- Has two children with his wife Kristy, Emory and Trevor Jr.
- Considers himself a fan of UT Longhorn football, as well as the NBA's Miami Heat.
- Lists Jay-Z as his favorite musician.

DID YOU KNOW?

Trevor Daley enters the season with a fairly even 46, 44, and 45 career points against the former Central, Northwest, and Pacific Divisions, respectively.



CAREER STATS

REGULAR SEASON															PLAYOFFS					
YEAR	TEAM	LEAGUE	GP	G	A	PTS	PIM	+/-	PP	SH	GW	S	GP	G	A	PTS	PIM			
1999-00	Sault Ste. Marie	OHL	54	16	30	46	77	-	-	-	-	-	15	3	7	10	12			
2000-01	Sault Ste. Marie	OHL	58	14	27	41	105	-	-	-	-	-	-	-	-	-	-			
2001-02	Sault Ste. Marie	OHL	47	9	39	48	38	17	2	0	4	-	6	2	2	4	4			
2002-03	Sault Ste. Marie	OHL	57	20	33	53	128	-11	10	1	-	-	1	0	0	0	2			
2003-04	DALLAS	NHL	27	1	5	6	14	-6	1	0	0	34	1	0	0	0	0			
	Utah	AHL	40	8	6	14	76	-22	3	0	2	-	-	-	-	-	-			
2004-05	Hamilton	AHL	78	7	27	34	109	-4	4	0	0	-	4	0	1	1	2			
2005-06	DALLAS	NHL	81	3	11	14	87	-2	0	0	1	91	3	0	0	0	0			
	Canada	WC	7	0	1	1	10	-	-	-	-	-	-	-	-	-	-			
2006-07	DALLAS	NHL	74	4	8	12	63	2	0	0	1	68	7	1	0	1	4			
2007-08	DALLAS	NHL	82	5	19	24	85	-1	0	0	1	87	18	1	0	1	20			
2008-09	DALLAS	NHL	75	7	18	25	73	2	0	0	2	104	-	-	-	-	-			
2009-10	DALLAS	NHL	77	6	16	22	25	3	2	0	2	107	-	-	-	-	-			
2010-11	DALLAS	NHL	82	8	19	27	34	7	2	0	1	131	-	-	-	-	-			
2011-12	DALLAS	NHL	79	4	21	25	42	3	1	0	2	134	-	-	-	-	-			
2012-13	DALLAS	NHL	44	4	9	13	14	1	2	0	0	58	-	-	-	-	-			
NHL/DAL TOTAL			621	42	126	168	437	9	8	0	10	814	29	2	0	2	24			

4 BRENDEN DILLON

POSITION: D | **SHOOTS:** L

HT: 6'3" | **WT:** 225

DOB: Nov. 13, 1990

BIRTHPLACE: New Westminster, British Columbia

ACQUIRED: Signed as a free agent by Dallas on March 1, 2011



CAREER FIRSTS

FIRST NHL GAME: vs. STL on April 7, 2012

FIRST NHL GOAL: vs. PHX on Feb. 1, 2013

FIRST NHL POINT: vs. PHX on Feb. 1, 2013

CAREER HIGHS

GOALS: 1 (3X), last at VAN on Feb. 15, 2013

ASSISTS: 2, at CBJ on Feb. 26, 2013

POINTS: 2 (2x), at CBJ on Feb. 26, 2013

SHOTS: 6, vs. STL on April 7, 2012

PIM: 12, vs. COL on March 23, 2013

GOAL STREAK: None

ASSIST STREAK: None

POINT STREAK: None

ALL-STAR GAMES

None

INTERNATIONAL

2012: WC - Team Canada

PENALTY SHOTS

None

SHOOTOUTS

None

CAREER TRANSACTIONS

2011: Signed by Dallas as a free agent

CONTRACT STATUS

Through 2013-14 Season

2012-13 SEASON

- Became the first Dallas defenseman in history to ever record a Gordie Howe Hat-Trick on Feb. 1 vs. Phoenix (goal, assist, fight).
- Led all NHL rookie defensemen and ranked fifth among League blueliners with 133 hits.
- Ranked second on the Stars with 74 blocked shots.
- Finished second on the team with 65 penalty minutes.
- Dallas went 3-0-0 when he scored a goal and 6-0-0 when he earned at least one point.
- Finished eighth among NHL rookie defensemen with three goals.
- Earned a shot in 39-of-48 contests.
- Was an even or plus player in 33 games.
- One of 10 rookies to skate for the team this season.
- Was the only Dallas defenseman to register a game-winning goal.

CAREER/PERSONAL

- Was 5-foot-2 at age 15, has grown 1 foot, 1 inch since then.
- Credits 11 years of playing piano for his soft hands.
- Also plays guitar.
- Of Portugese descent, credits heritage for tan skin.
- Lists sushi as his favorite food (dynamite roll).
- Attended Pittsburgh's development camp in 2009.
- In first full professional hockey season (2011-12), ranked second among all Texas Stars defensemen with 29 points (6-23=29).
- Prior to professional career, played four seasons for the Seattle Thunderbirds in the WHL.
- If he couldn't play, Dillon would want to be a scout or in player development for a hockey team.
- Lists Breaking Bad as his favorite TV show.

DID YOU KNOW?

Brenden Dillon was one of two NHL rookie defensemen to skate in all 48 games during the 2012-13 season. Justin Schultz from the Edmonton Oilers also played in all 48 contests last season.



CAREER STATS

REGULAR SEASON														PLAYOFFS					
YEAR	TEAM	LEAGUE	GP	G	A	PTS	PIM	+/-	PP	SH	GW	S		GP	G	A	PTS	PIM	
2007-08	Seattle	WHL	71	1	10	11	54	16	0	0	0	-		12	0	2	2	21	
2008-09	Seattle	WHL	70	0	10	10	68	-11	0	0	0	-		5	0	1	1	6	
2009-10	Seattle	WHL	67	2	12	14	101	-12	0	0	0	-		-	-	-	-	-	
2010-11	Seattle	WHL	72	8	51	59	139	-25	2	0	-	-		-	-	-	-	-	
	Texas	AHL	10	0	0	0	8	-2	0	0	0	8		6	0	2	2	7	
2011-12	Texas	AHL	76	6	23	29	97	-6	1	1	0	119		-	-	-	-	-	
	DALLAS	NHL	1	0	0	0	0	0	0	0	0	6		-	-	-	-	-	
2012-13	DALLAS	NHL	48	3	5	8	65	1	0	0	1	75		-	-	-	-	-	
	NHL/DAL TOT		49	3	5	8	65	1	0	0	1	81		-	-	-	-	-	

20 CODY EAKIN

POSITION: C | **SHOOTS:** L

HT: 6'0" | **WT:** 189

DOB: May 24, 1991

BIRTHPLACE: Winnipeg, Manitoba

ACQUIRED: From Washington in exchange for Mike Ribeiro and the 54th overall pick in 2012.



CAREER FIRSTS

FIRST NHL GAME: vs. ANA on Nov. 1, 2011

FIRST NHL GOAL: at CAR on Nov. 4, 2011

FIRST NHL POINT: at CAR on Nov. 4, 2011

CAREER HIGHS

GOALS: 1 (11X), last vs. VAN on April 18, 2013

ASSISTS: 2, at DET on Jan. 22, 2013

POINTS: 2 (7X), last vs. VAN on April 18, 2013

SHOTS: 5 (2X), last vs. ANA on March 14, 2013

PIM: 9, vs. CGY on March 18, 2013

GOAL STREAK: 2 gms, from Feb. 13-15, 2013

ASSIST STREAK: 2 gms (7X), from April 21-23, 2013

POINT STREAK: 3 gms, from Feb. 13-17, 2013

ALL-STAR GAMES

None

INTERNATIONAL

2009: WJ18 - Team Canada

2011: WJC - Team Canada

PENALTY SHOTS

None

SHOOTOUTS

None

CAREER TRANSACTIONS

2009: Washington's third-round selection (85th) overall

2012: Acquired by Dallas from Washington in exchange for M. Ribeiro and the 54th pick in 2012 on June 22

CONTRACT STATUS

Through 2013-14 Season

2012-13 SEASON

- Ranked second on the team in faceoffs taken (626).
- Finished tied for second on the team with three power play goals.
- One of five Stars to appear in all 48 games.
- Registered a shot in all but 10 contests.
- Ranked fifth on the team with 24 points (7-17=24), which was a career high.
- Dallas had a 6-1-0 record when he scored a goal and was 6-0-0 when he earned a multi-point game.
- Finished second among Dallas forwards with 29 blocked shots.
- Tied for third among Dallas forwards with 71 hits.

CAREER/PERSONAL

- Played in his first NHL game on Nov. 1, 2011 against the Anaheim Ducks.
- Won the WHL championship with Kootenay in 2011.
- Named to the WHL Eastern Conference Second All-Star Team in 2010.
- Led Swift Current in scoring with 91 points (47-44=91) in 2009-10.
- Says favorite food is prime rib (medium rare).
- Is an avid video game enthusiast; his favorite game in Call of Duty.
- Enjoys fishing, golf and softball when he's away from the rink.
- Favorite actor is Denzel Washington.
- Earned MVP honors in the Canadian Hockey League's Top Prospects Game in 2009.


DID YOU KNOW?

Cody Eakin's family has known new Stars Assistant Coach James Patrick for a long time.



CAREER STATS

REGULAR SEASON															PLAYOFFS					
YEAR	TEAM	LEAGUE	GP	G	A	PTS	PIM	+/-	PP	SH	GW	S	GP	G	A	PTS	PIM			
2006-07	Swift Current	WHL	3	0	0	0	0	-1	0	0	0	-	-	-	-	-	-			
2007-08	Swift Current	WHL	55	11	6	17	52	5	0	2	-	-	12	3	4	7	6			
2008-09	Swift Current	WHL	54	24	24	48	42	18	3	3	-	-	7	3	0	3	10			
	Canada	WJ18	6	2	0	2	2	-	-	-	-	-	-	-	-	-	-			
2009-10	Swift Current	WHL	70	47	44	91	71	-8	17	4	-	-	4	1	1	2	2			
	Hershey	AHL	4	2	0	2	2	1	0	0	0	-	5	0	0	0	2			
2010-11	Swift Current	WHL	30	18	21	39	24	-3	7	0	-	-	-	-	-	-	-			
	Kootenay	WHL	26	18	26	44	19	16	4	4	-	-	19	11	16	27	14			
	Canada	WJC	7	1	2	3	2	3	0	0	0	-	-	-	-	-	-			
2011-12	WASHINGTON	NHL	30	4	4	8	4	2	0	0	0	31	-	-	-	-	-			
	Hershey	AHL	43	13	14	27	10	4	3	0	3	106	5	0	1	1	0			
2012-13	DALLAS	NHL	48	7	14	24	31	1	3	0	1	67	-	-	-	-	-			
	DAL TOT		48	7	14	24	31	1	3	0	1	67	-	-	-	-	-			
	NHL TOT		78	11	21	32	35	3	3	0	1	98	-	-	-	-	-			



30 DAN ELLIS

POSITION: G | **CATCHES:** L

HT: 6'1" | **WT:** 193

DOB: June 19, 1980

BIRTHPLACE: Saskatoon, Saskatchewan

DRAFTED: Dallas' second-round selection (60th overall) in the 2000 NHL Draft



CAREER FIRSTS

FIRST NHL GAME: at LAK on Feb. 18, 2004

FIRST NHL WIN: at LAK on Feb. 18, 2004

FIRST NHL S.O.: vs. ATL on Oct. 25, 2007

CAREER HIGHS

SAVES: 54, at SJS on Nov. 11, 2008

SHOTS FACED: 57, at SJS on Nov. 11, 2008

G. AGAINST: 6 (3x), last at SJS on March 11, 2010

S.O. SEQUENCE: 233:39, from March 22-30, 2008

WIN STREAK: 7 gms, from Feb. 18, 2004-Dec. 1, 2007

UNBEATEN STREAK: 7 gms (3x), from Jan. 21-March 4, 2011
5-0-2 record

LOSING STREAK: 5 gms (2x), from March 19-April 8, 2013 (0-5-0)

ALL-STAR GAMES

None

INTERNATIONAL

None

PENALTY SHOTS

Stopped 2-of-5 (last, vs. FLA on Nov. 27, 2010)

SHOOTOUTS

39 saves on 59 attempts (.661), 8-9 rec.

CONTRACT STATUS

Through 2014-15 Season

2012-13 SEASON

- Stopped at least 35 shots on five separate occasions, earning points in four of the five games (3-1-1 record).
- Earned a shutout on Feb. 1 against the Ottawa Senators making 33 saves, the most saves he's made in a shutout appearance.
- Posted a .922 save percentage in seven road games.
- Earned a career-high two assists on the season.

CAREER/PERSONAL

- Played one game for the Dallas Stars, his NHL debut, on Feb. 18, 2004 against the Los Angeles Kings.
- Led the NHL in save percentage (.924) during his first full season in the League with Nashville in 2007-08.
- Won his first seven career NHL games, becoming one of four goaltenders in NHL history to accomplish that feat.
- Was named the MVP of the ECHL playoffs in 2003-04 and the MVP of the Kelly Cup Finals after leading Idaho to the ECHL championship.
- Was named to the CCHA Second All-Star Team in 2001-02 for Nebraska-Omaha.
- Has two children, Kaden and Kayleigh.
- Involved in Garth Brooks Teammates for Kids and Teen Ranch, a Christian hockey school near his hometown.
- Started playing hockey at age two, became a goaltender when he was four.
- First job was cleaning parking lots.
- Considers drawing his biggest talent outside of hockey.

DID YOU KNOW?

Dan Ellis spends his summers at his home in Omaha, Nebraska.



CAREER STATS

REGULAR SEASON												PLAYOFFS				
YEAR	TEAM	LEAGUE	GP	W	L	T	OT	SO	GA	SV%	GAA	GP	W	L	SV%	GAA
2000-01	U. Nebraska	CCHA	40	21	14	3	-	2	95	-	2.49	-	-	-	-	-
2001-02	U. Nebraska	CCHA	40	20	15	4	-	3	97	-	2.42	-	-	-	-	-
2002-03	U. Nebraska	CCHA	39	11	21	5	-	3	117	-	3.18	-	-	-	-	-
2003-04	DALLAS	NHL	1	1	0	0	-	0	3	.893	3.00	-	-	-	-	-
	Utah	AHL	20	5	14	0	-	2	55	.909	2.92	-	-	-	-	-
	Idaho	ECHL	23	13	8	1	-	2	57	.909	2.56	16	13	3	.938	1.86
2004-05	Hamilton	AHL	31	10	19	0	-	1	82	.908	2.77	-	-	-	-	-
2005-06	Iowa	AHL	34	16	13	1	-	2	86	.911	2.78	-	-	-	-	-
2006-07	Iowa	AHL	55	30	21	1	-	4	148	.894	2.78	12	6	6	-	3.09
2007-08	NASHVILLE	NHL	44	23	10	-	3	6	87	.924	2.34	6	2	4	.938	2.52
2008-09	NASHVILLE	NHL	35	11	19	-	4	3	96	.900	2.93	-	-	-	-	-
2009-10	NASHVILLE	NHL	31	15	13	-	1	1	77	.909	2.69	-	-	-	-	-
2010-11	TAMPA BAY	NHL	31	13	7	-	6	2	82	.889	2.93	-	-	-	-	-
	ANAHEIM	NHL	13	8	3	-	1	0	29	.917	2.39	1	0	1	.833	5.85
2011-12	ANAHEIM	NHL	10	1	5	-	0	0	19	.911	2.72	-	-	-	-	-
2012-13	CAROLINA	NHL	19	6	8	-	2	1	52	.906	3.13	-	-	-	-	-
	DAL TOT		1	1	0	0	-	0	3	.893	3.00	-	-	-	-	-
	NHL TOT		184	78	65	0	14	13	445	.908	2.73	7	2	5	.928	2.87

CAREER TRANSACTIONS

2000: Dallas' second-round selection (60th overall) in the 2000 NHL Draft

2007: Signed by the Nashville Predators as a free agent on July 5

2010: Acquired by the Montreal Canadiens along with Dustin Boyd and future considerations in exchange for Sergei Kostitsyn and future consideration on June 29

2010: Signed by the Tampa Bay Lightning as a free agent on July 1

2011: Acquired by the Anaheim Ducks in exchange for Curtis McElhinney on Feb. 24

2013: Signed by the Carolina Hurricanes as a free agent on Jan. 13

2013: Signed by the Dallas Stars as a free agent on July 5

38

VERNON FIDDLER

**POSITION:** C | **SHOOTS:** L**HT:** 5'11" | **WT:** 203**DOB:** May 9, 1980**BIRTHPLACE:** Edmonton, Alberta**ACQUIRED:** Signed by Dallas as a free agent on July 1, 2011.**CAREER FIRSTS**

FIRST NHL GAME: at LAK on Nov. 2, 2002

FIRST NHL GOAL: at CHI on Nov. 17, 2002

FIRST NHL POINT: at CHI on Nov. 17, 2002

CAREER HIGHS

GOALS: 3, at CGY on Nov. 12, 2010

ASSISTS: 2 (1lx), at NSH on April 12, 2013

POINTS: 3 (3x), last vs. LAK on April 9, 2013

SHOTS: 6 (2x), last vs. LAK on March 13, 2008

PIM: 15, vs. CBJ on Nov. 26, 2003

GOAL STREAK: 3 gms, from Dec. 21-27, 2005

ASSIST STREAK: 6 gms, from April 3-13, 2013

POINT STREAK: 6 gms, from April 3-13, 2013

ALL-STAR GAMES

None

INTERNATIONAL

None

PENALTY SHOTS

Nov. 6, 2008 at CGY (Kiprusoff) - Goal

SHOOTOUTS

2-of-7 (29%), O Game Deciding Goals

CAREER TRANSACTIONS

2002: Signed as a free agent by Nashville

2009: Signed as a free agent by Phoenix

2011: Signed as a free agent by Dallas

CONTRACT STATUS

Through 2013-14 Season

2012-13 SEASON

- Was Dallas' King Clancy Memorial Trophy Nominee.
- Led the team in faceoff percentage (51.5%).
- Eleven of 17 points came on the road.
- Finished third among Dallas forwards with 28 blocked shots.
- Earned his 100th career NHL assist on Jan. 26 vs. St. Louis.
- Led Dallas with a plus-7 rating at home.
- Tied career-high with three points on April 9.
- Led forwards in SH TOI/G (2:23).

CAREER/PERSONAL

- Played in his 500th career NHL game on Feb. 1 at Anaheim.
- Received the award as the Hardest Working Player in 2009-10 for the Phoenix Coyotes.
- Won the Calder Cup in 2004 as a member of the Milwaukee Admirals.
- Since his entrance into the NHL in 2002-03, his 580 games played ranks as the 14th most by any undrafted player in the NHL (entering 2013-14).
- Has not finished a season under 50% on the faceoff-dot since 2003-04.
- Lists Everybody Loves Raymond as his favorite TV show.
- Considers Jason Aldean his favorite artist.

DID YOU KNOW?

Each year Vernon Fiddler hosts a charity golf game in Alberta that raises over \$100,000 benefiting children who are battling cancer. He also hosts a section at American Airlines Center, "Fidd's Kids," where children from local, non-profit organizations get to attend a Stars home game for free.



CAREER STATS

REGULAR SEASON															PLAYOFFS				
YEAR	TEAM	LEAGUE	GP	G	A	PTS	PIM	+/-	PP	SH	GW	S	GP	G	A	PTS	PIM		
1997-98	Kelowna	WHL	65	10	11	21	31	-	-	-	-	-	7	0	1	1	4		
1998-99	Kelowna	WHL	68	22	21	43	82	-	-	-	-	-	6	2	0	2	8		
1999-00	Kelowna	WHL	64	20	28	48	60	-	-	-	-	-	5	1	3	4	4		
2000-01	Kelowna	WHL	3	0	2	2	0	-	-	-	-	-	-	-	-	-	-		
	Medicine Hat	WHL	67	33	38	71	100	-	-	-	-	-	-	-	-	-	-		
	Arkansas	ECHL	3	0	1	1	2	-	-	-	-	-	5	3	0	3	5		
2001-02	Roanoke	ECHL	44	27	28	55	71	-	-	-	-	-	-	-	-	-	-		
	Norfolk	AHL	38	8	5	13	28	-	-	-	-	-	4	1	3	4	2		
2002-03	NASHVILLE	NHL	19	4	2	6	14	2	0	0	1	20	-	-	-	-	-		
	Milwaukee	AHL	54	8	16	24	70	-	-	-	-	-	6	1	2	3	14		
2003-04	NASHVILLE	NHL	17	0	0	0	23	-6	0	0	0	8	-	-	-	-	-		
	Milwaukee	AHL	47	9	15	24	72	12	0	0	0	-	22	5	3	8	36		
2004-05	Milwaukee	AHL	73	20	22	42	70	19	1	2	3	-	7	0	0	0	18		
2005-06	NASHVILLE	NHL	40	8	4	12	42	-2	3	0	2	46	2	0	1	1	0		
	Milwaukee	AHL	11	1	6	7	20	-	-	-	-	-	-	-	-	-	-		
2006-07	NASHVILLE	NHL	72	11	15	26	40	11	0	1	1	90	5	1	1	2	4		
2007-08	NASHVILLE	NHL	79	11	21	32	47	-4	2	1	1	97	6	0	0	0	0		
2008-09	NASHVILLE	NHL	78	11	6	17	24	-13	1	2	2	114	-	-	-	-	-		
2009-10	PHOENIX	NHL	76	8	22	30	46	13	0	3	1	119	6	1	1	2	14		
2010-11	PHOENIX	NHL	71	6	16	22	46	3	0	1	2	97	4	0	0	0	0		
2011-12	DALLAS	NHL	82	8	13	21	60	-13	0	0	1	123	-	-	-	-	-		
2012-13	DALLAS	NHL	46	4	13	17	48	3	1	0	0	56	-	-	-	-	-		
	DAL TOT		128	12	26	38	108	-10	1	0	1	179	-	-	-	-	-		
	NHL TOT		580	71	112	183	390	-6	7	8	11	770	23	2	3	5	18		



16 RYAN GARBUTT

POSITION: LW | **SHOOTS:** L

HT: 6'0" | **WT:** 190

DOB: Aug. 12, 1985

BIRTHPLACE: Edmonton, Alberta

ACQUIRED: Signed by Dallas as a free agent on July 1, 2011.



CAREER FIRSTS

FIRST NHL GAME: at PHX on Feb. 18, 2012

FIRST NHL GOAL: at MTL on Feb. 21, 2012

FIRST NHL POINT: at MTL on Feb. 21, 2012

CAREER HIGHS

GOALS: 1 (5x), last vs. CGY on Feb. 17, 2013

ASSISTS: 1 (8x), last at SJS on April 23, 2013

POINTS: 1 (13x), last at SJS on April 23, 2013

SHOTS: 7, last vs. VAN on April 18, 2013

PIM: 9, at SJS on March 31, 2013

GOAL STREAK: None

ASSIST STREAK: 2 gms (2x), from April 21-23, 2013

POINT STREAK: 2 gms (3x), from April 21-23, 2013

ALL-STAR GAMES

None

INTERNATIONAL

None

PENALTY SHOTS

Jan. 25, 2013 vs. CHI (Crawford) - No Goal

SHOOTOUTS

None

CAREER TRANSACTIONS

2011: Signed by Dallas as a free agent

CONTRACT STATUS

Through 2013-14 Season

2012-13 SEASON

- Earned a shot in 28-of-36 contests.
- Seven of 10 points came on the road.
- One of three graduates of Brown to skate in an NHL contest.
- Registered his first career penalty shot on Jan. 25 against Corey Crawford of the Chicago Blackhawks (no goal).

CAREER/PERSONAL

- Nickname: "Garbs"
- Now entering his third NHL season, all as a member of the Dallas Stars.
- Has skated for five professional hockey organizations.
- Attended Brown University and received his degree in economics/sociology.
- Scored the first home hat trick for the Texas Stars franchise in 2011-12.
- Led all Chicago Wolves with a plus-27 rating in the 2010-11 season.
- Was runner-up as the CHL Rookie of the Year in 2009-10 with the Corpus Christi IceRays.
- Selected to the CHL All-Rookie Team in 2009-10.
- Named to the ECAC All-Academic Team twice in time with Brown University.
- Played baseball prior to committing to hockey - he was a pitcher with a "mean" curve ball.
- Would like to meet Larry David someday.


DID YOU KNOW?

Dallas Stars Head Coach Lindy Ruff played junior hockey with Ryan Garbutt's father, Gord. The two were teammates with the Lethbridge Broncos in the WCHL in the 1970's.



CAREER STATS

REGULAR SEASON															PLAYOFFS					
YEAR	TEAM	LEAGUE	GP	G	A	PTS	PIM	+/-	PP	SH	GW	S	GP	G	A	PTS	PIM			
2003-04	Winnipeg	MJHL	60	23	25	48	143	-	-	-	-	-	-	-	-	-	-	-	-	-
2004-05	Winnipeg	MJHL	63	47	34	81	303	-	-	-	-	-	-	-	-	-	-	-	-	-
2005-06	Brown	ECAC	28	2	4	6	61	-	-	-	-	-	-	-	-	-	-	-	-	-
2006-07	Brown	ECAC	29	9	4	13	30	-	-	-	-	-	-	-	-	-	-	-	-	-
2007-08	Brown	ECAC	29	12	11	23	56	-	-	-	-	-	-	-	-	-	-	-	-	-
2008-09	Brown	ECAC	30	6	10	16	56	-	-	-	-	-	-	-	-	-	-	-	-	-
2009-10	Corpus Christi	CHL	64	22	28	50	204	24	-	-	-	-	1	0	0	0	0	2		
2010-11	Chicago	AHL	65	19	18	37	118	27	-	-	-	-	-	-	-	-	-	-	-	-
	Gwinnett	ECHL	10	10	7	17	24	11	-	-	-	-	-	-	-	-	-	-	-	-
2011-12	DALLAS	NHL	20	2	1	3	22	-1	0	0	1	28	-	-	-	-	-	-	-	-
	Texas	AHL	50	16	17	33	96	-2	4	1	2	159	-	-	-	-	-	-	-	-
2012-13	DALLAS	NHL	36	3	7	10	32	1	0	0	0	59	-	-	-	-	-	-	-	-
	NHL/DAL TOT		56	5	8	13	54	0	0	0	1	87	-	-	-	-	-	-	-	-



33 ALEX GOLIGOSKI

POSITION: D | **SHOOTS:** L

HT: 5'11" | **WT:** 185

DOB: July 30, 1985

BIRTHPLACE: Grand Rapids, Minnesota

DRAFTED: Pittsburgh's second-round selection (61st overall) in the 2004 NHL Draft



CAREER FIRSTS

FIRST NHL GAME: vs. BOS on Feb. 13, 2008

FIRST NHL GOAL: vs. OTT on Oct. 5, 2008

FIRST NHL POINT: at OTT on March 1, 2008

CAREER HIGHS

GOALS: 2 (2X), last at MTL on Jan. 12, 2011

ASSISTS: 3, vs. TBL on Jan. 5, 2011

POINTS: 4, vs. TBL on Jan. 5, 2011

SHOTS: 9, at PHX on March 29, 2011

PIM: 4 (6X), last vs. NSH on March 12, 2013

GOAL STREAK: 3 gms (2x), from March 23-29, 2011

ASSIST STREAK: 3 gms (3x), from March 20-23, 2013

POINT STREAK: 7 gms, from Oct. 14-30, 2009

ALL-STAR GAMES

None

INTERNATIONAL

2005: WJC - Team USA

2012: WC - Team USA

PENALTY SHOTS

None

SHOOTOUTS

1-of-4 (25%), 1 Game-Deciding Goal

CAREER TRANSACTIONS

2004: Drafted by Pittsburgh, 2nd rd. (61st)

2011: Acquired from Pittsburgh in exchange for J. Neal and M. Niskanen on Feb. 21

CONTRACT STATUS

Through 2015-16 Season

2012-13 SEASON

- Led all Dallas defensemen in points (3-24-27) and shots (80) for the second consecutive season.
- Led team with 24 assists, which was tied for fifth among all NHL defensemen.
- Finished the season with the highest plus/minus rating of anyone on the roster (+4).
- Two of three goals on the season came against Los Angeles Kings.
- All three goals came when the Stars were either trailing by one goal or tied in the game.
- Earned a shot in 38-of-47 contests.
- Recorded his 100th career NHL assist on Jan. 26 vs. the St. Louis Blues.
- Led the team in TOI/G (22:23).

CAREER/PERSONAL

- Won the Stanley Cup in 2009 with the Pittsburgh Penguins.
- One of seven NHL defensemen who has earned four consecutive 20-assist seasons.
- One of 11 NHL defensemen who has posted four consecutive 25-point seasons.
- Enters 2013-14 with a career plus-33 rating on the road.
- During AHL rookie season (2007-08), helped lead Wilkes Barre/Scranton to Calder Cup Final and set new AHL records for points in a playoff season by a defenseman with 28 points (4-24=28).
- Tied AHL record in 2008 AHL playoffs for points in a playoff season by a rookie (4-24=28).
- Named to 2008 AHL All-Star Team.
- Played three seasons as a standout defenseman for the University of Minnesota and was named First Team All-American, First Team All-WCHA and WCHA Player of the Year as a junior in 2006-07.
- As a senior at Grand Rapids (MN) High School in 2004, was an All-State selection and finalist for the Mr. Hockey Award in Minnesota.
- Considers himself a fan of brunch.

DID YOU KNOW?

Alex studied business and marketing at the University of Minnesota prior to turning pro.



CAREER STATS

REGULAR SEASON															PLAYOFFS				
YEAR	TEAM	LEAGUE	GP	G	A	PTS	PIM	+/-	PP	SH	GW	S	GP	G	A	PTS	PIM		
2003-04	Sioux Falls	USHL	10	0	2	2	6	-5	-	-	-	-	-	-	-	-	-	-	-
2004-05	Minnesota	WCHA	33	5	15	20	44	-	-	-	-	-	-	-	-	-	-	-	-
	USA	WJC	7	0	1	1	2	-	-	-	-	-	-	-	-	-	-	-	-
2005-06	Minnesota	WCHA	41	11	28	39	63	-	-	-	-	-	-	-	-	-	-	-	-
2006-07	Minnesota	WCHA	44	9	30	39	51	-	-	-	-	-	-	-	-	-	-	-	-
2007-08	PITTSBURGH	NHL	3	0	2	2	2	2	0	0	0	2	-	-	-	-	-	-	-
	Wilkes-Barre	AHL	70	10	28	38	53	15	7	0	-	-	23	4	24	28	18		
2008-09	PITTSBURGH	NHL	45	6	14	20	16	5	4	0	0	61	2	0	1	1	0		
	Wilkes-Barre	AHL	26	2	16	18	16	-1	1	0	0	-	9	1	5	6	10		
2009-10	PITTSBURGH	NHL	69	8	29	37	22	7	2	0	0	98	13	2	7	9	2		
2010-11	PITTSBURGH	NHL	60	9	22	31	28	20	4	0	4	101	-	-	-	-	-		
	DALLAS	NHL	23	5	10	15	12	0	3	0	0	61	-	-	-	-	-		
	Total	NHL	83	14	32	46	40	20	7	0	4	162	-	-	-	-	-		
2011-12	DALLAS	NHL	71	9	21	30	16	0	2	0	1	140	-	-	-	-	-		
	USA	WC	8	1	4	5	2	7	0	0	0	0	-	-	-	-	-		
2012-13	DALLAS	NHL	47	3	24	27	18	4	0	0	0	80	-	-	-	-	-		
DAL TOT			141	17	55	72	46	4	5	0	1	281	-	-	-	-	-		
NHL TOT			318	40	122	162	114	38	15	0	5	543	15	2	8	10	2		



SERGEI GONCHAR

POSITION: D | **SHOOTS:** L

HT: 6'2" | **WT:** 212

DOB: April 13, 1974

BIRTHPLACE: Chelyabinsk, Russia

DRAFTED: Washington's first-round selection (14th overall) in the 1992 NHL Draft



CAREER FIRSTS

FIRST NHL GAME: at BUF on Feb. 7, 1995

FIRST NHL GOAL: vs. HFD on April 21, 1995

FIRST NHL POINT: at NYI on March 2, 1995

CAREER HIGHS

GOALS: 3, vs. MTL on Jan. 4, 2000

ASSISTS: 3 (15x), last vs. ATL on March 17, 2009

POINTS: 5, vs. PHI on Dec. 13, 2006

SHOTS: 12, vs. NYI on Feb. 4, 2006

PIM: 10, vs. CGY on March 9, 1998

GOAL STREAK: 4 gms (3x), Feb. 28-Mar6, 1999

ASSIST STREAK: 10 gms, March 3-23, 2013

POINT STREAK: 10 gms, March 3-23, 2013

ALL-STAR GAMES

2001: Denver (World)

2002: Los Angeles (World)

2003: Florida (Eastern Conference)

2008: Atlanta (Eastern Conference)

INTERNATIONAL-RUSSIA

WORLD JUNIORS: 1993

WORLD CUP: 1996, 2005

WORLD CHAMP: 2000, 2007 (br), 2010 (sv)

OLYMPIC GAMES: 1998 (sv), 2002 (br), 2006, 2010

PENALTY SHOTS

None

SHOOTOUTS

1-of-4 (25%), 0 Game Deciding Goals

CONTRACT STATUS

Through 2014-15 Season

2012-13 SEASON

- Finished second on Ottawa in points (3-24-27).
- Led Ottawa with 24 assists which was tied for fifth among all NHL defensemen .
- Ranked second on Ottawa in average time-on-ice per game (23:59) and first in overall time-on-ice (1,079:41).
- Shared the team lead in game-winning goals (3).
- Set a career-high 10-game point streak from March 3-23 (1-14-15).

CAREER/PERSONAL

- Won the Stanley Cup in 2009 with the Pittsburgh Penguins.
- Has earned more points than any other defenseman from the 1992 NHL Draft class (775, entering 2013-14).
- Is second only to Nicklas Lidstrom among all NHL defensemen in goals (217), assists (558), and points (775) since his first NHL season in 1994-95.
- Will skate with the Dallas Stars as his first Western Conference club (previously with Washington, Pittsburgh, Boston and Ottawa).
- Enters 2013-14 in the 19th spot on the all-time NHL defensemen scoring list, right above Sergei Zubov.
- Has produced more points than any Russian-born defenseman in NHL history and is the only Russian blue-liner to ever score at least 200 career NHL goals.
- Earned second-team all-star honors following the 2001-02 and 2002-03 NHL seasons.
- Earned at least 30 assists in a single season 10 times in his career.
- Named to Russia's preliminary roster for the Olympic Games in Sochi.

DID YOU KNOW?

Sergei Gonchar could become the eighth player in history to participate in at least five Winter Olympic hockey tournaments if he skates for Russia at the 2014 Games in Sochi. Three of those players will have played for the Stars franchise (Udo Kiessling, Jere Lehtinen and Sergei Gonchar).

CAREER STATS

REGULAR SEASON														PLAYOFFS				
YEAR	TEAM	LEAGUE	GP	G	A	PTS	PIM	+/-	PP	SH	GW	S	GP	G	A	PTS	PIM	
1994-95	WASHINGTON	NHL	31	2	5	7	22	4	0	0	0	38	7	2	2	4	2	
	Portland	AHL	61	10	32	42	67	-	-	-	-	-	-	-	-	-	-	
1995-96	WASHINGTON	NHL	78	15	26	41	60	25	4	0	4	139	6	2	4	6	4	
1996-97	WASHINGTON	NHL	57	13	17	30	36	-11	3	0	3	129	-	-	-	-	-	
	Russia	W. CUP	4	2	2	4	2	-	-	-	-	-	-	-	-	-	-	
1997-98	WASHINGTON	NHL	72	5	16	21	66	2	2	0	0	134	21	7	4	11	30	
	Russia	OLY	6	0	2	2	0	-	-	-	-	-	-	-	-	-	-	
1998-99	WASHINGTON	NHL	53	21	10	31	57	1	13	1	3	180	-	-	-	-	-	
1999-00	WASHINGTON	NHL	73	18	36	54	52	26	5	0	3	181	5	1	0	1	6	
	Russia	WC	6	1	0	1	2	-	1	0	0	9	-	-	-	-	-	
2000-01	WASHINGTON	NHL	76	19	38	57	70	12	8	0	2	241	6	1	3	4	2	
2001-02	WASHINGTON	NHL	76	26	33	59	58	-1	7	0	2	216	-	-	-	-	-	
	Russia	OLY	6	0	0	0	2	-	-	-	-	-	-	-	-	-	-	
2002-03	WASHINGTON	NHL	82	18	49	67	52	13	7	0	2	224	6	0	5	5	4	
2003-04	WASHINGTON	NHL	56	7	42	49	44	-20	4	0	0	127	-	-	-	-	-	
	BOSTON	NHL	15	4	5	9	12	6	2	0	0	34	7	1	4	5	4	
	TOT		71	11	47	58	56	-14	6	0	0	161	-	-	-	-	-	
2004-05	Russia	W. CUP	4	1	2	3	6	-1	-	-	-	-	-	-	-	-	-	
2005-06	PITTSBURGH	NHL	75	12	46	58	100	-13	8	0	2	192	-	-	-	-	-	
	Russia	OLY	8	0	2	2	8	-	-	-	-	-	-	-	-	-	-	
2006-07	PITTSBURGH	NHL	82	13	54	67	72	-5	10	1	3	191	5	1	3	4	2	
	Russia	WC	9	1	4	5	4	-	-	-	-	-	-	-	-	-	-	
2007-08	PITTSBURGH	NHL	78	12	53	65	66	13	8	0	2	173	20	1	13	14	8	
2008-09	PITTSBURGH	NHL	25	6	13	19	26	6	5	0	1	71	22	3	11	14	12	
2009-10	PITTSBURGH	NHL	62	11	39	50	49	-4	6	0	3	138	13	2	10	12	4	
	Russia	OLY	4	1	0	1	2	-	-	-	-	-	-	-	-	-	-	
	Russia	WC	5	0	4	4	0	-	-	-	-	-	-	-	-	-	-	
2010-11	OTTAWA	NHL	67	7	20	27	20	-15	5	0	0	107	-	-	-	-	-	
2011-12	OTTAWA	NHL	74	5	32	37	55	-4	2	0	1	131	7	1	3	4	6	
2012-13	OTTAWA	NHL	45	3	24	27	26	4	2	0	3	85	10	0	6	6	14	
	NHL TOT		1,177	217	558	775	943	39	101	2	34	2,713	135	22	68	90	98	
	OLY TOT		24	1	4	5	-	-	-	-	-	-	-	-	-	-	-	

CAREER TRANSACTIONS

1992: Washington's first-round selection (14th overall)

2004: Traded to Boston by Washington for Shaonne Morrisonn and Boston's first and second-round choices in the 2004 Entry Draft on March 3

2005: Signed as a free agent by Pittsburgh on August 3

2010: Signed as a free agent by Ottawa on July 1

2013: Rights acquired by Dallas from Ottawa in exchange for the sixth-round pick in the 2013 Draft on June 7

2013: Signed by Dallas to a two-year contract on June 10

10 SHAWN HORCOFF

POSITION: C | **SHOOTS:** L

HT: 6'1" | **WT:** 210

DOB: September 17, 1978

BIRTHPLACE: Trail, British Columbia

DRAFTED: Edmonton's fourth-round selection (99th overall) in the 1998 NHL Draft



CAREER FIRSTS

FIRST NHL GAME: vs. NSH on Dec. 6, 2000

FIRST NHL GOAL: at DAL on Dec. 13, 2000

FIRST NHL POINT: vs. NSH on Dec. 6, 2000

CAREER HIGHS

GOALS: 3, at PIT on Jan. 10, 2006

ASSISTS: 4, vs. DET on Nov. 17, 2005

POINTS: 4 (2x), last vs. MIN on Oct. 25, 2007

SHOTS: 9 (2x), last vs. MIN on March 1, 2007

PIM: 20, vs. MTL on Feb. 17, 2011

GOAL STREAK: 4 gms, from Dec. 5-11, 2007

ASSIST STREAK: 6 gms (2x), from Jan. 5-17, 2008

POINT STREAK: 8 gms (2x), from Nov. 28-Dec. 11, 2007

ALL-STAR GAMES

2003: YoungStars Game (Western Conf.)

2008: Atlanta (Western Conference)

** Won Fastest Skater at Skills Comp in '08.**

INTERNATIONAL

2003: WC - Team Canada (Gold Medal)

2004: WC - Team Canada (Gold Medal)

2009: WC - Team Canada (Silver Medal)

PENALTY SHOTS

Feb. 23, 2012 vs. PHI (Bryzgalov) - No Goal

SHOOTOUTS

10-of-20 (50%), 6 Game Deciding Goal

CAREER TRANSACTIONS

1998: Drafted by Edmonton, 4th rd. (99th)

2013: Acquired by Dallas from Edmonton in exchange for P. Larsen and a 2016 7th rd. pick

CONTRACT STATUS

Through 2014-15 Season

2012-13 SEASON

- Had an even or plus rating in 28-of-31 contests (90.3%).
- Surpassed Esa Tikkanen for the No. 8 spot on the Oilers all-time scoring list.
- Took over the ninth spot on the Oilers all-time goals list.
- Tied for Oiler lead on the season with a plus-8 rating.
- One of eight Oilers to register a game-winning goal.
- Took the third-most faceoffs of anyone on the Oilers.
- Missed 15 games with a broken knuckle.

CAREER/PERSONAL

- Scored his first career NHL goal against the Dallas Stars on Dec. 13, 2000 on Ed Belfour at the 17:38 mark of the second period.
- Enters 2013-14 joining Brad Richards, Mike Ribeiro, Erik Cole, and Michael Ryder as one of the top-15 scorers from the 1998 Draft class to play for the Dallas Stars.
- Departed Edmonton Oilers with the fifth-most games played in franchise history (796), ninth-most goals (162), ninth-most points (447) and seventh-most game-winning goals (25).
- Has won two gold medals and one silver medal (all three were during World Championships).
- Participated in the 2008 NHL All-Star Game and Superskills Competition in Atlanta. Won the Fastest Skater Competition against Brian Campbell.
- Served as captain of the Edmonton Oilers from 2010-11 to 2012-13.
- Was a standout player for Michigan State prior to turning pro - was a finalist for the Hobey Baker in 2000, was an NCAA All-American and was named the CCHA Player of the Year.

DID YOU KNOW?

One of Shawn Horcoff's three playoff game-winning goals came against the Dallas Stars during the 2003 Western Conference Quarterfinals. Horcoff scored against Marty Turco in the second period of Game 1. The Stars went on to win the series in six games.



CAREER STATS

REGULAR SEASON															PLAYOFFS				
YEAR	TEAM	LEAGUE	GP	G	A	PTS	PIM	+/-	PP	SH	GW	S	GP	G	A	PTS	PIM		
1996-97	Michigan St	CCHA	40	10	13	23	20	-	-	-	-	-	-	-	-	-	-	-	-
1997-98	Michigan St	CCHA	34	14	13	27	50	-	-	-	-	-	-	-	-	-	-	-	-
1998-99	Michigan St	CCHA	39	12	25	37	70	-	-	-	-	-	-	-	-	-	-	-	-
1999-00	Michigan St	CCHA	42	14	51	65	50	-	-	-	-	-	-	-	-	-	-	-	-
2000-01	EDMONTON	NHL	49	9	7	16	10	8	0	0	2	42	5	0	0	0	0		
	Hamilton	AHL	24	10	18	28	19	-7	6	1	1	65	-	-	-	-	-	-	-
2001-02	EDMONTON	NHL	61	8	14	22	18	3	0	0	0	57	-	-	-	-	-	-	-
	Hamilton	AHL	2	1	2	3	6	2	0	0	0	-	-	-	-	-	-	-	-
2002-03	EDMONTON	NHL	78	12	21	33	55	10	2	0	3	98	6	3	1	4	6		
	Canada	WC	9	3	4	7	0	-	-	-	-	-	-	-	-	-	-	-	-
2003-04	EDMONTON	NHL	80	15	25	40	73	0	0	2	3	110	-	-	-	-	-	-	-
	Canada	WC	9	3	4	7	8	-	-	-	-	-	-	-	-	-	-	-	-
2004-05	Mora IK	SEL	50	19	27	46	117	-	-	-	-	-	-	-	-	-	-	-	-
2005-06	EDMONTON	NHL	79	22	51	73	85	0	3	3	5	167	24	7	12	19	12		
2006-07	EDMONTON	NHL	80	16	35	51	56	-22	5	0	5	168	-	-	-	-	-	-	-
2007-08	EDMONTON	NHL	53	21	29	50	30	1	6	0	2	115	-	-	-	-	-	-	-
2008-09	EDMONTON	NHL	80	17	36	53	39	7	8	0	2	178	-	-	-	-	-	-	-
	Canada	WC	9	1	1	2	6	-	-	-	-	-	-	-	-	-	-	-	-
2009-10	EDMONTON	NHL	77	13	23	36	51	-29	4	0	1	123	-	-	-	-	-	-	-
2010-11	EDMONTON	NHL	47	9	18	27	46	-1	5	0	1	78	-	-	-	-	-	-	-
2011-12	EDMONTON	NHL	81	13	21	34	24	-23	5	0	0	123	-	-	-	-	-	-	-
2012-13	EDMONTON	NHL	31	7	5	12	24	8	3	0	1	41	-	-	-	-	-	-	-
NHL TOT			796	162	285	447	511	-38	41	5	25	1300	35	10	13	23	18		

32 KARI LEHTONEN

POSITION: G | **CATCHES:** L

HT: 6'4" | **WT:** 208

DOB: Nov. 16, 1983

BIRTHPLACE: Helsinki, Finland

DRAFTED: Atlanta's first-round selection
(2nd overall) in the 2002 NHL Draft



CAREER FIRSTS

FIRST NHL GAME: vs. FLA on March 19, 2004

FIRST NHL WIN: vs. FLA on March 19, 2004

FIRST NHL S.O.: vs. FLA on March 27, 2004

CAREER HIGHS

SAVES: 49, vs. WSH on March 16, 2009

SHOTS FACED: 50, vs. WSH on March 16, 2009

G. AGAINST: 7 (3x), last at VAN on Jan. 24, 2011

S.O. SEQUENCE: 167:56, from Oct. 5-11, 2006

WIN STREAK: 7 gms, from Oct. 7-25, 2011

UNBEATEN STREAK: 8 gms, from Feb. 24-Mar. 11, 2011

LOSING STREAK: 6 gms, from Jan. 21- Feb. 3, 2006

ALL-STAR GAMES

None

INTERNATIONAL

WORLD JRS: 2001 (sv.), 2002 & 2003 (br.)

IIHF U18: 2000 (gd.), 2001 (br.)

WORLD CUP: 2004 (sv.)

WORLD CHAMP: 2007 (sv.), 2012

PENALTY SHOTS

Stopped 9-of-12 (last, vs. NSH on March 12, 2013)

SHOOTOUTS

127 saves on 176 attempts (.722), 33-19 rec.

CAREER TRANSACTIONS

2002: Drafted by Atlanta, 1st rd. (2nd.)

2010: Acquired by Dallas from Atlanta for I. Vishnevskiy and Stars' 2010 fourth-round pick on Feb. 9

CONTRACT STATUS

Through 2017-18 Season

2012-13 SEASON

- Earned a .925 save percentage-or-higher in 18-of-36 appearances.
- Allowed two goals-or-fewer 18 times.
- Recorded his 12th assist as a Dallas Star on March 18, moving him into sole possession of second place on the franchise leaderboard for assists by a goaltender.
- Faced over 30 shots 19 times and at least 40 shots six times.

CAREER/PERSONAL

- Holds the Stars franchise goaltending single season record for saves (1,868 in 2010-11).
- Ending 2012-13, ranked as the fifth-winningest shootout goaltender in NHL history with 33 victories. He is the only goaltender in the top-five group who currently plays in the Western Conference.
- Enters 2013-14 as the third-winningest Finnish-born goaltender in NHL history behind Miikka Kiprusoff and Niklas Backstrom.
- Is one of 12 goaltenders in the NHL who has played at least 35 games in each of the last three seasons.
- Holds a .935 save percentage-or-higher in eight of the 12 games in which he has faced at least 45 shots.
- Enters 2013-14 as one of four goaltenders in the NHL who has earned a .910 SV%-or-higher in each of the last seven seasons.
- Two-time winner of the Urpo-Ylonen Trophy as the top goaltender in the Finnish Elite League (2002, 2003).
- Considers being a chef as his hidden talent.
- Got to meet legendary racecar driver, Mario Andretti during this past offseason.
- Is an avid lover of animals, especially dogs.

DID YOU KNOW?

Kari Lehtonen holds two of the top-three records for most saves in a single season (2010-11 and 2011-12).




CAREER STATS

REGULAR SEASON												PLAYOFFS				
YEAR	TEAM	LEAGUE	GP	W	L	T	OT	SO	GA	SV%	GAA	GP	W	L	SV%	GAA
2003-04	ATLANTA	NHL	4	4	0	0	-	1	5	.953	1.25	-	-	-	-	-
	Chicago	AHL	39	20	14	2	-	3	88	.926	2.41	10	6	4	.942	2.08
2004-05	Chicago	AHL	57	38	17	2	-	5	128	.929	2.27	16	10	6	.939	1.71
	Finland	W-CUP	-	-	-	-	-	-	-	-	-	-	-	-	-	-
2005-06	ATLANTA	NHL	38	20	15	-	0	2	106	.906	2.94	-	-	-	-	-
2006-07	ATLANTA	NHL	68	34	24	-	9	4	183	.912	2.79	2	0	2	.849	5.59
	Finland	WC	6	4	2	0	-	1	12	-	1.93	-	-	-	-	-
2007-08	ATLANTA	NHL	48	17	22	-	5	4	131	.916	2.90	-	-	-	-	-
	Chicago	AHL	2	2	0	0	-	0	4	.934	1.93	-	-	-	-	-
2008-09	ATLANTA	NHL	46	19	22	-	3	3	134	.911	3.06	-	-	-	-	-
2009-10	DALLAS	NHL	12	6	4	-	0	0	31	.911	2.81	-	-	-	-	-
2010-11	DALLAS	NHL	69	34	24	-	11	3	175	.914	2.55	-	-	-	-	-
2011-12	DALLAS	NHL	59	32	22	-	4	4	136	.922	2.33	-	-	-	-	-
	Finland	WC	4	2	2	0	-	1	11	-	2.85	-	-	-	-	-
2012-13	DALLAS	NHL	36	15	14	-	3	1	88	.916	2.66	-	-	-	-	-
	NHL TOT		380	181	147	0	35	22	989	.914	2.71	2	0	2	.849	5.59

28

LANE MacDERMID

**POSITION:** LW | **SHOOTS:** L**HT:** 6'3" | **WT:** 214**DOB:** August 25, 1989**BIRTHPLACE:** Hartford, Connecticut**DRAFTED:** Boston's fourth-round selection (112th overall) in the 2009 NHL Draft**CAREER FIRSTS**

FIRST NHL GAME: at NYR on March 4, 2012

FIRST NHL GOAL: at ANA on April 3, 2013

FIRST NHL POINT: at ANA on April 3, 2013

CAREER HIGHS

GOALS: 1 (2X), last at ANA on April 5, 2013

ASSISTS: None

POINTS: 1 (2X), last at ANA on April 5, 2013

SHOTS: 3, vs. WSH on March 10, 2012

PIM: 10, at TOR on Feb. 2, 2013

GOAL STREAK: None

ASSIST STREAK: None

POINT STREAK: None

ALL-STAR GAMES

None

INTERNATIONAL

None

PENALTY SHOTS

None

SHOOTOUTS

None

CAREER TRANSACTIONS

2009: Drafted by Boston, 4th rd. (112th)

2013: ** Acquired by Dallas on April 3

CONTRACT STATUS

Through 2013-14 Season

2012-13 SEASON


- Split time between the Dallas Stars, Boston Bruins and Providence Bruins (AHL).
- Was acquired by Dallas along with Cody Payne and a first-round pick in 2013 (Jason Dickinson), in exchange for Jaromir Jagr on April 2.
- Scored his first career NHL goal on April 3 against Anaheim, 31 years to the date that Lane's father, Paul MacDermid, scored his first NHL goal. The two became the second father-son tandem in NHL history to each record their first career NHL goal on the same day, joining Peanuts and Gerry O'Flaherty, who accomplished that feat on Nov. 3, 1940 and 1972.

CAREER/PERSONAL

- Won the Memorial Cup with Windsor in 2009.
- Made his NHL debut on March 4, 2012 against the New York Rangers.
- Says Risk is his favorite app on the iPad, but has never played the board game.
- Lists the gorilla as his favorite animal.

DID YOU KNOW?

Lane MacDermid's father, Paul MacDermid, played 14 seasons in the NHL with Hartford, Winnipeg, Washington, Quebec.




CAREER STATS

REGULAR SEASON														PLAYOFFS					
YEAR	TEAM	LEAGUE	GP	G	A	PTS	PIM	+/-	PP	SH	GW	S		GP	G	A	PTS	PIM	
2005-06	Owen Sound	OJHL	48	1	7	8	-	-	-	-	-	-		-	-	-	-	-	
2006-07	Owen Sound	OHL	57	2	5	7	115	0	0	0	-	-		4	1	0	1	2	
2007-08	Owen Sound	OHL	66	13	11	24	190	-19	5	1	-	-		-	-	-	-	-	
2008-09	Owen Sound	OHL	26	8	6	14	85	-1	1	1	-	-		-	-	-	-	-	
	Windsor	OHL	38	7	14	21	112	23	0	1	-	-		20	4	5	9	38	
2009-10	Providence	AHL	65	2	3	5	155	-10	0	0	0	-		-	-	-	-	-	
2010-11	Providence	AHL	78	7	12	19	158	3	0	0	1	90		-	-	-	-	-	
2011-12	BOSTON	NHL	5	0	0	0	5	-2	0	0	0	6		-	-	-	-	-	
	Providence	AHL	69	4	12	16	121	-1	0	0	0	71		-	-	-	-	-	
2012-13	BOSTON	NHL	3	0	0	0	10	0	0	0	0	1		-	-	-	-	-	
	DALLAS	NHL	6	2	0	2	9	1	0	0	0	3		-	-	-	-	-	
DAL TOT			6	2	0	2	9	1	0	0	0	3		-	-	-	-	-	
NHL TOT			14	2	0	2	24	-1	0	0	0	3		-	-	-	-	-	

43

VALERI NICHUSHKIN

**POSITION:** RW | **SHOOTS:** L**HT:** 6'3" | **WT:** 205**DOB:** March 4, 1995**BIRTHPLACE:** Chelyabinsk, Russia**DRAFTED:** Dallas' first-round selection
(10th overall) in the 2013 NHL Draft.**CAREER FIRSTS**

FIRST NHL GAME: None

FIRST NHL GOAL: None

FIRST NHL POINT: None

CAREER HIGHS

GOALS: None

ASSISTS: None

POINTS: None

SHOTS: None

PIM: None

GOAL STREAK: None

ASSIST STREAK: None

POINT STREAK: None

ALL-STAR GAMES

None.

PENALTY SHOTS

None

SHOOTOUTS

None

CONTRACT STATUS

Through 2015-16 Season

2012-13 SEASON

- Was awarded the Aleksei Cherepanov Award as the top rookie in the KHL.
- Posted six points (4-2=6) in 18 games with Chelyabinsk during the regular season and nine points (6-3=9) during their playoff run.
- Scored the game-winning goal for Russia in overtime against Canada at the 2013 World Junior Championships to capture the bronze medal.

CAREER/PERSONAL

- Played at the 2013 Traverse City Tournament.
- ESPN named him the fifth-best prospect in all of hockey in September 2013.
- YAHOO! Sports named Nichushkin the "biggest steal" of the 2013 NHL Draft.
- Considered a "power forward" with good playmaking ability.
- From the same hometown as teammate Sergei Gonchar (Chelyabinsk).
- "He's a big, strong player with a high overall skill set. He can score the big goals and can dominate games... he's very skilled and talented and, by far, the best Russian available in the draft this year." - Goran Stubb, NHL Director of European Scouting on Nichushkin.
- Played tennis and handball as a child.

DID YOU KNOW?

Valeri Nichushkin would become the youngest Dallas Star to skate in an NHL game and the fifth youngest in franchise history if he plays on opening night.



CAREER STATS

REGULAR SEASON														PLAYOFFS					
YEAR	TEAM	LEAGUE	GP	G	A	PTS	PIM	+/-	PP	SH	GW	S	GP	G	A	PTS	PIM		
2011-12	Chelyabinsk	MHL	38	4	6	10	6	-10	-	-	-	-	-	-	-	-	-		
	Russia U17	WHC-17	5	3	3	6	0	-	-	-	-	-	-	-	-	-	-		
	Russia U18	WJC-18	6	2	0	2	0	1	-	-	-	-	-	-	-	-	-		
	Russia U18/19	WJAC-19	4	0	0	0	2	-	-	-	-	-	-	-	-	-	-		
2012-13	Chelyabinsk	KHL	18	4	2	6	0	6	-	-	-	-	25	6	3	9	0		
	Chelyabinsk	VHL	15	8	2	10	4	8	-	-	-	-	-	-	-	-	-		
	Chelyabinsk	MHL	9	4	4	8	0	4	-	-	-	-	-	-	-	-	-		
	Russia U18	WJC-18	6	4	3	7	0	0	-	-	-	-	-	-	-	-	-		
	Russia U20	WJC-20	6	1	1	2	25	5	-	-	-	-	-	-	-	-	-		



17 RICH PEVERLEY

POSITION: C | **SHOOTS:** R

HT: 5'11" | **WT:** 193

DOB: July 8, 1982

BIRTHPLACE: Kingston, Ontario

ACQUIRED: From Boston with T. Seguin for L. Eriksson, M. Fraser, R. Smith & J. Morrow



CAREER FIRSTS

FIRST NHL GAME: at ANA on March 4, 2007

FIRST NHL GOAL: at PHX on Jan. 24, 2008

FIRST NHL POINT: at ANA on March 4, 2007

CAREER HIGHS

GOALS: 2 (8x), last vs. TBL on Oct. 8, 2011

ASSISTS: 3 (2x), last vs. PHI on Dec. 17, 2011

POINTS: 3 (9x), last vs. PHI on Dec. 17, 2011

SHOTS: 8 (3x), last at CAR on Feb. 5, 2011

PIM: 5 (2x), last vs. NJD on Dec. 18, 2010

GOAL STREAK: 3 gms, from Feb. 24-28, 2009

ASSIST STREAK: 5 gms, from Oct. 23-Nov. 3, 2010

POINT STREAK: 8 gms, from Oct. 16-Nov. 3, 2010

ALL-STAR GAMES

None

INTERNATIONAL

2010: WC - Team Canada

PENALTY SHOTS

None

SHOOTOUTS

6-of-26 (23%), 3 Game Deciding Goals

CAREER TRANSACTIONS

2007: Signed by Nashville as a free agent on Jan. 17

2009: Claimed by Atlanta off waivers on Jan. 10

2011: Traded to Boston by Atlanta with B. Valabik for M. Stuart and B. Wheeler on Feb. 18

2013: Traded to Dallas by Boston with T. Seguin for L. Eriksson, M. Fraser, R. Smith and J. Morrow on July 4

CONTRACT STATUS

Through 2014-15 Season

2012-13 SEASON


- Appeared in the Stanley Cup Final with Boston, his second such appearance in the last three seasons.
- Played in all six games against Chicago in the Stanley Cup Final, earning one goal.
- Won 58.3% of faceoffs during regular season, which was the second-highest percentage on the club.
- Five of six goals came at home.
- Earned a shot in 40-of-47 regular season contests.
- Tied for second on the team with six power play points (4-2=6).

CAREER/PERSONAL

- Won the Stanley Cup in 2011 with Boston.
- Acquired by Dallas along with Tyler Seguin from Boston in exchange for Loui Eriksson, Reilly Smith and Joe Morrow on July 4, 2013.
- Earned four goals and eight assists in 25 playoff games in 2011 during Boston's playoff run, including two game-winning goals (only Krejci 4, and Horton 3 had more GWG on the team).
- Has four 30-point seasons, including a 55-point campaign in 2009-10 with the Atlanta Thrashers (now Winnipeg Jets).
- Enters 2013-14 with a career 54.9% faceoff efficiency (2,155-of-3,923), winning over 55% of his draws in each of the last three seasons.
- Has skated in all 82 regular season games on two separate occasions (2009-10 and 2010-11).
- Tied for fourth in the NHL in 2009-10 with seven game-winning goals.
- 23.4% of his career goals (18-of-77=23%). entering 2013-14 have been game-winners.

DID YOU KNOW?

Rich Peverley earned his degree in economics from St. Lawrence University.




CAREER STATS

REGULAR SEASON														PLAYOFFS					
YEAR	TEAM	LEAGUE	GP	G	A	PTS	PIM	+/-	PP	SH	GW	S		GP	G	A	PTS	PIM	
2000-01	St. Lawrence	ECAC	29	2	4	6	4	-	-	-	-	-		-	-	-	-	-	
2001-02	St. Lawrence	ECAC	34	10	21	31	18	-	-	-	-	-		-	-	-	-	-	
2002-03	St. Lawrence	ECAC	34	15	23	38	12	-	-	-	-	-		-	-	-	-	-	
2003-04	St. Lawrence	ECAC	41	17	25	42	34	-	-	-	-	-		-	-	-	-	-	
2004-05	Portland	AHL	1	0	0	0	0	-	-	-	-	-		-	-	-	-	-	
	South Carolina	ECHL	69	30	28	58	72	-	-	-	-	-		4	2	2	4	6	
2005-06	Milwaukee	AHL	65	12	34	46	44	-	-	-	-	-		21	2	9	11	18	
	Reading	ECHL	11	4	11	15	4	-	-	-	-	-		-	-	-	-	-	
2006-07	NASHVILLE	NHL	13	0	1	1	0	-1	0	0	0	9		-	-	-	-	-	
	Milwaukee	AHL	66	30	38	68	62	+9	10	4	2	-		4	1	2	3	8	
2007-08	NASHVILLE	NHL	33	5	5	10	8	+4	0	0	2	43		6	0	2	2	0	
	Milwaukee	AHL	45	14	40	54	50	+3	5	0	-	-		3	1	0	1	0	
2008-09	NASHVILLE	NHL	27	2	7	9	15	-3	0	0	0	42		-	-	-	-	-	
	ATLANTA	NHL	39	13	22	35	18	+16	2	1	5	75		-	-	-	-	-	
	Total	NHL	66	15	29	44	33	+13	2	1	5	117		-	-	-	-	-	
2009-10	ATLANTA	NHL	82	22	33	55	36	-14	7	2	7	166		-	-	-	-	-	
	Canada	WC	7	1	3	4	4	-	-	-	-	-		-	-	-	-	-	
2010-11	ATLANTA	NHL	59	14	20	34	35	-16	6	1	2	161		-	-	-	-	-	
	BOSTON	NHL	23	4	3	7	2	-1	0	1	1	40		25	4	8	12	17	
	Total	NHL	82	18	23	41	37	-17	6	2	3	201		25	4	8	12	17	
2011-12	BOSTON	NHL	57	11	31	42	22	+20	1	0	1	112		7	3	2	5	4	
2012-13	BOSTON	NHL	47	6	12	18	16	-9	2	0	0	95		21	2	0	2	12	
NHL TOT			380	77	134	211	152	-4	18	5	18	743		59	9	12	21	33	

3

STEPHANE ROBIDAS

**POSITION:** D | **SHOOTS:** R**HT:** 5'11" | **WT:** 191**DOB:** March 3, 1977**BIRTHPLACE:** Sherbrooke, Quebec**DRAFTED:** Montreal's seventh-round selection (164th overall) in the 1995 NHL Draft**CAREER FIRSTS**

FIRST NHL GAME: vs. COL on Oct. 20, 1999

FIRST NHL GOAL: at WSH on Nov. 17, 2000

FIRST NHL POINT: vs. DET on Nov. 1, 2000

CAREER HIGHS

GOALS: 2 (3x), last at ATL on Dec. 17, 2009

ASSISTS: 3 (3x), last vs. MTL on Dec. 21, 2010

POINTS: 4, vs. NJD on Nov. 21, 2009

SHOTS: 10, vs. COL on March 14, 2010

PIM: 15 (3x), last vs. SJS on March 16, 2010

GOAL STREAK: 2 gms (2x), from Nov. 4-6, 2012

ASSIST STREAK: 7 gms, from Nov. 8-22, 2003

POINT STREAK: 8 gms, from March 3-17, 2009

ALL-STAR GAMES

2009: Montreal (Western Conference)

INTERNATIONAL

2001: WC - Team Canada

2006: WC - Team Canada

2013: WC - Team Canada

PENALTY SHOTS

None

SHOOTOUTS

1-of-5 (20%), 1 Game Deciding Goal

CONTRACT STATUS

Through 2013-14 Season

2012-13 SEASON

- Tied for second among Dallas defensemen with 13 points (1-12=13).
- Ranked second among Dallas blueliners with 56 penalty minutes.
- One of five Dallas Stars to play in all 48 games.
- Led the team with 136 hits, good for fourth-highest in the NHL.
- Ranked first on the Stars with 93 blocked shots.
- Had the highest time-on-ice of anyone on the club (1,067 minutes).
- Skated in his 800th career NHL game on Jan. 19 vs. Phoenix.
- Had a plus-2 rating or higher in 10 games.
- Team won seven of 10 games when he earned an assist.

CAREER/PERSONAL

- Enters 2013-14 with the second-most games played (847) of any defenseman from the 1995 NHL Draft class (Wade Redden, first with 1,023 games played).
- Enters 2013-14 with 680 games played as a Dallas Star, which is tied for fourth-most among Dallas Stars defensemen all-time (not including Minnesota). Only Zubov, Hatcher and Sydor have played more games.
- Has not missed over 10 games in a single season since 2003-04.
- Ranks second all-time among Dallas Stars defensemen in penalty minutes (598 entering 2013-14).
- Has been nominated for the Bill Masterton Trophy three times (twice with Stars, once with Canadiens).
- Participated in the 2009 NHL All-Star Game in Montreal.
- Was the 1996 QMJHL Defenseman of the Year.

DID YOU KNOW?

Stephane Robidas played the most minutes of anyone on Team Canada at the 2013 IIHF World Championships. Robidas has also led the Stars in time-on-ice for five of the last six seasons dating back to 2007-08.

CAREER STATS

REGULAR SEASON															PLAYOFFS					
YEAR	TEAM	LEAGUE	GP	G	A	PTS	PIM	+/-	PP	SH	GW	S	GP	G	A	PTS	PIM			
1993-94	Shawinigan	QMJHL	67	3	18	21	33	-	-	-	-	-	1	0	0	0	0			
1994-95	Shawinigan	QMJHL	71	13	56	69	44	-	-	-	-	-	15	7	12	19	4			
1995-96	Shawinigan	QMJHL	67	23	56	79	53	-	-	-	-	-	6	1	5	6	10			
1996-97	Shawinigan	QMJHL	67	24	51	75	59	-	-	-	-	-	7	4	6	10	14			
1997-98	Fredericton	AHL	79	10	21	31	50	0	6	0	2	167	4	0	2	2	0			
1998-99	Fredericton	AHL	79	8	33	41	59	20	2	1	3	177	15	1	5	6	10			
1999-00	MONTREAL	NHL	1	0	0	0	0	0	0	0	0	0	-	-	-	-	-			
	Quebec	AHL	76	14	31	45	36	3	7	0	4	194	3	0	1	1	0			
2000-01	MONTREAL	NHL	65	6	6	12	14	0	1	0	0	77	-	-	-	-	-			
	Canada	WC	7	0	1	1	0	-	-	-	-	-	-	-	-	-	-			
2001-02	MONTREAL	NHL	56	1	10	11	14	-25	1	0	0	68	2	0	0	0	4			
2002-03	DALLAS	NHL	76	3	7	10	35	15	0	0	1	47	12	0	1	1	20			
2003-04	DALLAS	NHL	14	1	0	1	8	-2	1	0	0	8	-	-	-	-	-			
	CHICAGO	NHL	45	2	10	12	33	6	0	1	1	55	-	-	-	-	-			
	Total	NHL	59	3	10	13	41	4	1	1	1	63	-	-	-	-	-			
2004-05	Frankfurt	Germany	51	15	32	47	64	-	-	-	-	-	6	1	2	3	6			
2005-06	DALLAS	NHL	75	5	15	20	67	15	1	1	0	95	5	0	2	2	4			
	Canada	WC	9	1	1	2	6	-	-	-	-	-	-	-	-	-	-			
2006-07	DALLAS	NHL	75	0	17	17	86	-1	0	0	0	106	7	0	1	1	2			
2007-08	DALLAS	NHL	82	9	17	26	85	0	7	0	2	153	18	3	8	11	12			
2008-09	DALLAS	NHL	72	3	23	26	76	10	1	0	0	158	-	-	-	-	-			
2009-10	DALLAS	NHL	82	10	31	41	70	-10	7	0	1	199	-	-	-	-	-			
2010-11	DALLAS	NHL	81	5	25	30	67	-7	1	0	1	106	-	-	-	-	-			
2011-12	DALLAS	NHL	75	5	17	22	48	-5	2	0	1	75	-	-	-	-	-			
2012-13	DALLAS	NHL	48	1	12	13	56	2	0	0	0	46	-	-	-	-	-			
	Canada	WC	8	0	3	3	6	2	0	0	0	8	-	-	-	-	-			
	DAL TOT		680	42	164	206	598	17	20	1	6	993	42	3	12	15	38			
	NHL TOT		847	51	190	241	659	-2	22	2	7	1193	44	3	12	15	42			

CAREER TRANSACTIONS

1995: Montreal's seventh-round selection (164th overall)

2002: Claimed by Atlanta from Montreal in Waiver Draft/Acquired by Dallas from Atlanta for future considerations on Oct. 4

2004: Acquired by Chicago from Dallas with a 2004 second-round pick, in exchange for John Klemm and a 2004 fourth-round pick.

2005: Signed by Dallas as a free agent on Aug. 6

27

AARON ROME

POSITION: D | **SHOOTS:** L**HT:** 6'1" | **WT:** 217**DOB:** September 27, 1983**BIRTHPLACE:** Nesbitt, Manitoba**DRAFTED:** L.A.'s fourth round selection
(104th overall) in the 2002 NHL Draft

CAREER FIRSTS

FIRST NHL GAME: at DET on Jan. 2, 2007

FIRST NHL GOAL: at DET on April 3, 2008

FIRST NHL POINT: vs. DET on March 16, 2008

CAREER HIGHS

GOALS: 1 (6x), last at NJD on Feb. 25, 2012

ASSISTS: 2 (2x), last vs. NYI on Nov. 13, 2011

POINTS: 3, vs. NYI on Nov. 13, 2011

SHOTS: 4 (3x), last at LAK on Nov. 10, 2011

PIM: 19, vs. OTT on Feb. 7, 2011

GOAL STREAK: 2 gms, from Nov. 6-10, 2011

ASSIST STREAK: 2 gms, from Nov. 4-6, 2010

POINT STREAK: 2 gms (3x), from Feb. 24-26, 2012

ALL-STAR GAMES

None

INTERNATIONAL

None

PENALTY SHOTS

None

SHOOTOUTS

None

CAREER TRANSACTIONS

2012: LA's 4th rd. selection (104th)

2004: Signed as a free agent by Anaheim
on June 7 / Traded to Columbus by Anaheim
on Nov. 152009: Signed as a free agent by Vancouver
on July 12012: Signed as a free agent by Dallas on
July 1

CONTRACT STATUS

Through 2014-15 Season

2012-13 SEASON

- Dallas had a 7-2-0 record when he recorded a plus-1 rating.
- Earned his first point as a Star on Feb. 4, 2013.
- Missed 13 games from Feb. 25-March 23 due to a foot injury.
- Made his Stars debut on Jan. 25 vs. St. Louis.

CAREER/PERSONAL

- Teams he has played for are 5-1-0 when he records a goal.
- Is the only Nesbitt, Manitoba-born player to ever skate in the NHL.
- Appeared in three Stanley Cup Final games in 2010-11 with the Vancouver Canucks and played in 14 games overall during that playoff year.


DID YOU KNOW?

Aaron Rome played alongside his older brother, Reagan, in his WHL rookie season. The two were paired up as defensive partners for several games.



CAREER STATS

REGULAR SEASON															PLAYOFFS					
YEAR	TEAM	LEAGUE	GP	G	A	PTS	PIM	+/-	PP	SH	GW	S	GP	G	A	PTS	PIM			
1998-99	Saskatoon	WHL	1	0	0	0	0	-	-	-	-	-	-	-	-	-	-			
1999-00	Saskatoon	WHL	47	0	6	6	22	-	-	-	-	-	1	0	0	0	0			
2000-01	Saskatoon	WHL	3	0	0	0	2	-	-	-	-	-	-	-	-	-	-			
	Kootenay	WHL	53	2	8	10	43	-	-	-	-	-	11	1	3	4	6			
	Total	WHL	56	2	8	10	45	-	-	-	-	-	11	1	3	4	6			
2001-02	Kootenay	WHL	33	4	13	17	55	1	1	0	1	-	-	-	-	-	-			
	Swift Current	WHL	37	3	11	14	113	10	1	0	0	-	10	1	4	5	23			
	Total	WHL	70	7	24	31	168	11	2	0	1	-	10	1	4	5	23			
2002-03	Swift Current	WHL	61	12	44	56	201	-6	7	0	-	-	4	1	0	1	20			
2003-04	Swift Current	WHL	41	7	26	33	122	15	4	0	-	-	-	-	-	-	-			
	Moose Jaw	WHL	28	3	16	19	88	21	1	0	-	-	8	0	6	6	17			
	Total	WHL	69	10	42	52	210	36	5	0	-	-	8	0	6	6	17			
2004-05	Cincinnati	AHL	75	2	14	16	130	0	1	0	0	-	12	3	3	6	33			
2005-06	Portland	AHL	64	5	19	24	87	23	2	0	1	-	18	1	4	5	33			
2006-07	ANAHEIM	NHL	1	0	0	0	0	-1	0	0	0	1	1	0	0	0	0			
	Portland	AHL	76	8	17	25	139	0	3	0	1	-	-	-	-	-	-			
2007-08	COLUMBUS	NHL	17	1	1	2	33	-4	0	0	0	15	-	-	-	-	-			
	Portland	AHL	14	2	3	5	31	-3	2	0	-	-	-	-	-	-	-			
	Syracuse	AHL	41	3	21	24	126	1	3	0	-	-	-	-	-	-	-			
	Total	AHL	55	5	24	29	157	-2	5	0	-	-	-	-	-	-	-			
2008-09	COLUMBUS	NHL	8	0	1	1	0	1	0	0	0	7	1	0	1	1	0			
	Syracuse	AHL	48	7	21	28	153	7	2	0	0	-	-	-	-	-	-			
2009-10	VANCOUVER	NHL	49	0	4	4	24	-2	0	0	0	49	1	0	0	0	0			
	Manitoba	AHL	7	6	1	7	15	-1	4	0	3	-	-	-	-	-	-			
2010-11	VANCOUVER	NHL	56	1	4	5	53	1	0	0	0	50	14	1	0	1	37			
2011-12	VANCOUVER	NHL	43	4	6	10	46	-4	1	0	1	42	1	0	0	0	0			
2012-13	DALLAS	NHL	27	0	5	5	18	-2	0	0	0	15	-	-	-	-	-			
	DAL TOT		27	0	5	5	18	-2	0	0	0	15	-	-	-	-	-			
	NHL TOT		201	6	21	27	174	-11	1	0	1	179	18	1	1	2	37			



21 ANTOINE ROUSSEL

POSITION: LW | **SHOOTS:** L

HT: 6'0" | **WT:** 199

DOB: November 21, 1989

BIRTHPLACE: Roubaix, France

ACQUIRED: Signed by Dallas as a free agent on July 2, 2012



CAREER FIRSTS

FIRST NHL GAME: vs. PHX on Feb. 1, 2013

FIRST NHL GOAL: vs. PHX on Feb. 1, 2013

FIRST NHL POINT: vs. PHX on Feb. 1, 2013

CAREER HIGHS

GOALS: 1 (7x), last at SJS on April 23, 2013

ASSISTS: 1 (7x), last at NSH on April 12, 2013

POINTS: 2, at CBJ on Feb. 26, 2013

SHOTS: 3 (3x), last vs. CBJ on April 25, 2013

PIM: 15, vs. NSH on March 12, 2013

GOAL STREAK: 2 gms (2x), from April 21-23, 2013

ASSIST STREAK: 3 gms, from Feb. 26-Mar. 3, 2013

POINT STREAK: 4 gms, from Feb. 26-Mar. 7, 2013

ALL-STAR GAMES

None

INTERNATIONAL

2006: WJC 18-D1 - French National Team

2009: WJC-D1 - French National Team

2012: WC - French National Team

2013: WC - French National Team

PENALTY SHOTS

March 18 vs. CGY (MacDonald) - No Goal

SHOOTOUTS

None

CAREER TRANSACTIONS

2012: Signed by Dallas as a free agent on July 2

CONTRACT STATUS

Through 2013-14 Season

2012-13 SEASON

- Led all Dallas rookies in goals, assists and points (7-7=14).
- Scored his first NHL goal in his first NHL game on Feb. 1 vs. Phoenix.
- Led the team with 85 penalty minutes and ranked second among all NHL rookies in that category.
- Team had a 5-2-0 record when he earned an assist.
- Was second among Dallas forwards with 75 hits, shared fifth among NHL rookies.
- Became the eighth French-born player in NHL history.
- Earned a shot in 32-of-39 games.
- Was the only Star to register an empty-net goal.
- Became the first player in franchise history to wear the No. 60.
- One of two Stars to earn a penalty shot.
- Skated in 43 games for the Texas Stars, earning 19 points (8G-11A) and a plus-4 rating.
- Played for Team France at the 2013 IIHF World Championships where he scored the game-winning goal to upset Russia in the preliminary round.

CAREER/PERSONAL

- Is one of five, French-born NHL players to ever score a goal at the NHL level joining Paul MacLean, Philippe Bozon, Stephane Da Costa and Pat Daley.
- Started as a Rugby player as a child in France before switching to hockey.
- Moved to Quebec from France at the age of 15.


DID YOU KNOW?

Antoine Roussel enters 2013-14 as one of only two active French-born NHL players. Stephane Da Costa, who was born in Paris, is currently playing for the Ottawa Senators.



CAREER STATS

REGULAR SEASON														PLAYOFFS					
YEAR	TEAM	LEAGUE	GP	G	A	PTS	PIM	+/-	PP	SH	GW	S		GP	G	A	PTS	PIM	
2006-07	Chicoutimi	QMJHL	56	7	13	20	55	-2	-	-	-	-		4	0	0	0	14	
2007-08	Chicoutimi	QMJHL	70	13	24	37	121	4	-	-	-	-		5	0	4	4	29	
2008-09	Chicoutimi	QMJHL	58	15	20	35	110	-7	-	-	-	-		4	0	2	2	15	
2009-10	Chicoutimi	QMJHL	68	24	23	47	131	-22	-	-	-	-		7	4	5	9	10	
2010-11	Providence	AHL	42	1	7	8	88	5	0	0	0	31		-	-	-	-	-	
	Reading	ECHL	5	0	1	1	7	-2	0	0	0	-		8	0	3	3	14	
2011-12	Chicago	AHL	61	4	5	9	177	-13	1	1	1	60		2	0	0	0	6	
2012-13	DALLAS	NHL	39	7	7	14	85	3	0	0	0	46		-	-	-	-	-	
	Texas	AHL	43	8	11	19	107	4	3	1	-	59		-	-	-	-	-	
	France	WC	7	2	1	3	10	0	0	0	1	14		-	-	-	-	-	
	NHL/DAL TOTAL		39	7	7	14	85	3	0	0	0	46		-	-	-	-	-	



91 TYLER SEGUIN

POSITION: C | **SHOOTS:** R
HT: 6'1" | **WT:** 196
DOB: January 31, 1992
BIRTHPLACE: Brampton, Ontario
DRAFTED: Boston's first-round selection
 (2nd overall) in the 2010 NHL Draft



CAREER FIRSTS

FIRST NHL GAME: vs. PHX on Oct. 9, 2010
 FIRST NHL GOAL: at PHX on Oct. 10, 2010
 FIRST NHL POINT: at PHX on Oct. 10, 2010

CAREER HIGHS

GOALS: 3, at TOR on Nov. 5, 2011
 ASSISTS: 2 (9x), last vs. MTL on March 27, 2013
 POINTS: 3 (7x), last vs. MTL on March 27, 2013
 SHOTS: 12, vs. OTT on April 2, 2013
 PIM: 4 (3x), at NJD on April 10, 2013
 GOAL STREAK: 4 gms, from Nov. 5-12, 2012
 ASSIST STREAK: 3 gms (3x), from Feb. 21-26, 2013
 POINT STREAK: 6 gms, from Oct. 29-Nov. 12, 2011

ALL-STAR GAMES

2011: Raleigh (Superskills, not ASG)
 2012: Ottawa - Team Chara

INTERNATIONAL

None

PENALTY SHOTS

None

SHOOTOUTS

13-of-27 (48%), 5 Game Deciding Goals

CAREER TRANSACTIONS

2010: Drafted by Boston, 1st rd. (2nd)
 2013: ** Acquired by Dallas on July 4

CONTRACT STATUS

Through 2018-19 Season

2012-13 SEASON


- Helped Boston advance to the Stanley Cup Final, his second such trip in the last three years.
- Ranked tied for third among all Bruins in points (33), second in goals (16), tied for second in plus/minus (+23).
- Tied for seventh in the NHL for highest plus/minus rating.
- Led Bruins with 161 shots in regular season.
- Earned a shot in all but two contests.
- Nine of 16 goals came when club either trailed game by one, or was tied.
- Led the team with 110 shots.
- Tied for first on club in shootout efficiency (4/7=42.9%).
- Tied for team lead with four power play goals.
- One of four Bruins to appear in all 48 games.

CAREER/PERSONAL

- Won the Stanley Cup as a rookie in 2011 with the Boston Bruins.
 - Led Boston in points in 2011-12, becoming the youngest player in team history to lead the team in that category.
 - Entering 2013-14, has played in more games than any member of the 2010 NHL Draft class (203 games).
 - Enters 2013-14 with 26 multi-point games, including five multi-goal games.
 - Ranked second in the NHL in plus/minus in 2011-12 with a plus-34 rating.
 - Is one of only three players in the NHL to log a combined plus-50 rating the last two seasons (+57).
 - One of three NHL players to post at least 15 goals and a plus-20 rating in each of the last two seasons.
 - Earned an assist in his first NHL All-Star Game appearance on Jan. 29 in Ottawa for Team Chara.
 - Was the OHL player of the year in 2009-10 and an OHL First All-Star, leading the League in scoring (106 points).
- ** Tyler Seguin and Rich Peverley were acquired by Dallas from Boston on July 4, 2013 in exchange for Loui Eriksson, Matt Fraser, Reilly Smith and Joe Morrow.**

DID YOU KNOW?

Tyler Seguin made his NHL debut at the O2 Arena in London England in a game against the Phoenix Coyotes. He played on a line with current Dallas Stars Advisor to Hockey Operations, Mark Recchi and former Stars winger Michael Ryder.



CAREER STATS

REGULAR SEASON														PLAYOFFS					
YEAR	TEAM	LEAGUE	GP	G	A	PTS	PIM	+/-	PP	SH	GW	S	GP	G	A	PTS	PIM		
2007-08	Toronto	GTHL	51	39	47	86	56	-	-	-	-	-	-	-	-	-	-	-	-
2008-09	Plymouth	OHL	61	21	46	67	28	14	8	0	-	-	11	5	11	16	8		
2009-10	Plymouth	OHL	63	48	58	106	54	17	13	0	-	-	9	5	5	10	8		
2010-11	BOSTON	NHL	74	11	11	22	18	-4	1	0	0	131	13	3	4	7	2		
2011-12	BOSTON	NHL	81	29	38	67	30	34	5	0	7	242	7	2	1	3	0		
2012-13	BOSTON	NHL	48	16	16	32	16	23	4	0	2	161	22	1	7	8	4		
NHL TOTAL			203	56	65	121	64	53	10	0	9	534	42	6	12	18	6		



13 RAY WHITNEY

POSITION: LW | **SHOOTS:** R

HT: 5'9" | **WT:** 178

DOB: May 8, 1972

BIRTHPLACE: Ft. Saskatchewan, Alberta

DRAFTED: San Jose's second-round selection (23rd overall) in the 1991 NHL Draft



CAREER FIRSTS

FIRST NHL GAME: vs. CGY on April 15, 1992

FIRST NHL GOAL: vs. EDM on Dec. 1, 1992

FIRST NHL POINT: vs. CGY on April 15, 1992

CAREER HIGHS

GOALS: 3 (4x), last vs. STL on Nov. 13, 2010

ASSISTS: 4, at NJD on Oct. 30, 2000

POINTS: 5 (2x), last vs. STL on Nov. 13, 2010

SHOTS: 8 (2x), last vs. EDM on Feb. 28, 2013

PIM: 17, vs. LAK on Jan. 6, 2000

GOAL STREAK: 5 gms (2x), from Oct. 22-31, 2007

ASSIST STREAK: 6 gms (3x), from Jan. 18-28, 2010

POINT STREAK: 10 gms (2x), from Oct. 22-Nov. 12, 2007

ALL-STAR GAMES

2000: Toronto (North America)

2003: Florida (Western Conference)

INTERNATIONAL

1992: Canadian National Team

1998: WC - Team Canada

1999: WC - Team Canada

2002: WC - Team Canada

2010: WC - Team Canada

PENALTY SHOTS

March 21, 1999 at ANA (Hebert) - Goal

Oct. 23, 2009 at COL (Anderson) - No Goal

March 10, 2012 vs. SJS (Nlemi) - No Goal

SHOOTOUTS

12-of-34 (35%), 4 Game Deciding Goals

CONTRACT STATUS

Through 2013-14 Season

2012-13 SEASON

- Was Dallas' nominee for the Masterton Trophy.
- Is one of three players in Stars history to score a goal after turning 40-years-old.
- Tied for second on the team with 29 points (11-18=29).
- Tied for third on the club with 18 assists.
- Eight of 11 goals came at home.
- Led the team in shooting percentage (17.7%).
- Registered seven multi-point games (Dallas had 6-1-0 record in those contests).

CAREER/PERSONAL

- Won the Stanley Cup in 2006 with the Carolina Hurricanes.
- Has earned 50-point seasons in seven of his last eight campaigns.
- Played in his 1,000th career NHL game on Oct. 21, 2009 at New York Islanders (earned an assist).
- Is currently the only player from the 1991 Draft class still playing in the NHL.
- Enters 2013-14 ranking second among all active NHL players in games played (1,261), tied for seventh in goals (376), fourth in assists (656) and fifth in points (1,032).
- Has played at least 15 games against each current NHL franchise, at least 40 games against 21 teams and has earned at least 25 points against 27 clubs.
- Served as captain of the Columbus Blue Jackets in 2002-03, captain for Team Canada at the 2010 World Championships, and has served as an assistant captain for Carolina and Dallas.

DID YOU KNOW?

Ray Whitney has played for more NHL teams than any player currently in the League (as of Sept. 15, 2013). Whitney is one of 59 players in NHL history to skate for eight-or-more NHL clubs. Over his career, Whitney has skated for San Jose, Edmonton, Florida, Columbus, Detroit, Carolina, Phoenix and Dallas.



CAREER STATS

REGULAR SEASON

PLAYOFFS

YEAR	TEAM	LEAGUE	GP	G	A	PTS	PIM	+/-	PP	SH	GW	S	GP	G	A	PTS	PIM
1991-92	SAN JOSE	NHL	2	0	3	3	0	-1	0	0	0	4	-	-	-	-	-
1992-93	SAN JOSE	NHL	26	4	6	10	4	-14	1	0	0	24	-	-	-	-	-
1993-94	SAN JOSE	NHL	61	14	26	40	14	2	1	0	0	82	14	0	4	4	8
1994-95	SAN JOSE	NHL	39	13	12	25	14	-7	4	0	1	67	11	4	4	8	2
1995-96	SAN JOSE	NHL	60	17	24	41	16	-23	4	2	2	106	-	-	-	-	-
1996-97	SAN JOSE	NHL	12	0	2	2	4	-6	0	0	0	24	-	-	-	-	-
1997-98	EDMONTON	NHL	9	1	3	4	0	-1	0	0	0	19	-	-	-	-	-
	FLORIDA	NHL	68	32	29	61	28	10	12	0	2	156	-	-	-	-	-
	Total	NHL	77	33	32	65	18	9	12	0	2	175	-	-	-	-	-
	Canada	WC	6	4	2	6	4	-	-	-	-	-	-	-	-	-	-
1998-99	FLORIDA	NHL	81	26	38	64	18	-3	7	0	6	193	-	-	-	-	-
	Canada	WC	10	1	6	7	22	-	-	-	-	-	-	-	-	-	-
1999-00	FLORIDA	NHL	81	29	42	71	35	16	5	0	3	198	4	1	0	1	4
2000-01	FLORIDA	NHL	43	10	21	31	28	-16	5	0	0	117	-	-	-	-	-
	COLUMBUS	NHL	3	0	3	3	2	-1	0	0	0	3	-	-	-	-	-
	Total	NHL	46	10	24	34	30	-17	5	0	0	120	-	-	-	-	-
2001-02	COLUMBUS	NHL	67	21	40	61	12	-22	6	0	3	210	-	-	-	-	-
	Canada	WC	7	1	3	4	2	-	-	-	-	-	-	-	-	-	-
2002-03	COLUMBUS	NHL	81	24	52	76	22	-26	8	2	2	235	-	-	-	-	-
2003-04	DETROIT	NHL	67	14	29	43	22	7	3	1	4	119	12	1	3	4	4
2005-06	CAROLINA	NHL	63	17	38	55	42	0	12	0	2	147	24	9	6	15	14
2006-07	CAROLINA	NHL	81	32	51	83	46	-5	6	0	6	215	-	-	-	-	-
2007-08	CAROLINA	NHL	66	25	36	61	30	-6	6	0	4	204	-	-	-	-	-
2008-09	CAROLINA	NHL	82	24	53	77	32	2	7	0	2	219	18	3	8	11	4
2009-10	CAROLINA	NHL	80	21	37	58	26	-6	7	0	5	171	-	-	-	-	-
	Canada	WC	7	2	6	8	0	-	-	-	-	-	-	-	-	-	-
2010-11	PHOENIX	NHL	75	17	40	57	24	0	3	0	1	156	4	1	2	3	2
2011-12	PHOENIX	NHL	82	24	53	77	28	26	8	0	1	185	16	2	5	7	10
2012-13	DALLAS	NHL	32	11	18	29	4	1	4	0	1	62	-	-	-	-	-
	DAL TOT		32	11	18	29	4	1	4	0	1	62	-	-	-	-	-
	NHL TOT		1,261	376	656	1,032	451	-73	109	5	45	2,916	103	21	32	53	48

TEXAS STARS

TEXAS STARS

TEXAS STARS/CEDAR PARK CENTER
 2100 Avenue of the Stars
 Cedar Park, TX 78613
 Phone: (512) 467-8277
 Fax: (512) 600-5020
 Website: www.texasstarshockey.com



President/Alternate Governor
 General Manager
 Head Coach
 Assistant Coach
 Athletic Trainer
 Equipment Manager
 Director of Broadcasting/Media Relations

Rick McLaughlin
 Scott White
 Willie Desjardins
 Doug Lidster
 Jason Wallace
 Brian Garcia
 Owen Newkirk

OCTOBER 2013

SUN	MON	TUE	WED	THU	FRI	SAT
		1	2	3	4	5 CHI 7:00
6 RFD 5:00	7	8	9	10	11	12
13	14	15 OKC 7:00	16	17	18 SA 7:30	19 SA 7:00
20 ABB 5:00	21	22	23 OKC 7:30	24	25	26 MIL 7:00
27 RFD 4:00	28	29	30 MIL 7:00	31		

JANUARY 2014

SUN	MON	TUE	WED	THU	FRI	SAT
					3 CHA 6:00	4
5 CHA 12:30	6	7	8	9	10 ABB 7:30	11 UTI 7:00
12	13	14	15 RCH 7:30	16	17 CHA 6:00	18 CHA 11:00 a.m.
19	20	21	22 IA 7:30	23	24 GR 7:30	25 GR 7:00
26	27	28	29 SA 7:30	30	31	

NOVEMBER 2013

SUN	MON	TUE	WED	THU	FRI	SAT
				1 IA 7:05	2 IA 7:05	
3	4	5	6	7	8 MIL 7:30	9 MIL 7:00
10	11	12	13 ABB 7:00	14	15	16 UTI 6:00
17 TOR 4:00	18	19 HAM 6:30	20	21	22 SA 7:30	23 TOR 7:00
24	25	26	27 OKC 7:30	28	29 GR 6:00	30 GR 6:00

FEBRUARY 2014

SUN	MON	TUE	WED	THU	FRI	SAT
						1 TOR 7:00
2 OKC 1:00	3	4 OKC 7:30	5	6	7	8 ABB 9:00
9 ABB 6:00	10	11	12	13	14	15 HAM 6:00
16 RCH 2:05	17 TOR 2:00	18	19	20	21 CHA 7:30	22 CHA 7:00
23	24	25 LE 9:45 a.m.	26 LE 6:00	27	28	

DECEMBER 2013

SUN	MON	TUE	WED	THU	FRI	SAT
1	2	3 OKC 7:00	4	5	6 IA 7:30	7 IA 7:00
8	9	10	11	12	13 CHI 7:30	14
15 SA 4:00	16	17	18 SA 7:30	19	20 OKC 7:00	21 OKC 7:00
22	23	24	25	26	27 SA 7:30	28 SA 7:00
29	30	31 OKC 6:00				

MARCH 2014

SUN	MON	TUE	WED	THU	FRI	SAT
						1 SA 7:00
2	3	4 ABB 12:30	5 ABB 9:00	6	7	8 CHA 7:00
9	10	11	12 CHA 7:30	13	14	15 CHI 7:00
16 CHI 3:00	17	18	19 IA 7:05	20	21 OKC 7:30	22 OKC 7:00
23	24	25 HAM 7:30	26	27	28	29 HAM 7:00
30	31					

HOME GAMES ALL TIMES ARE CENTRAL

ABB Abbotsford Heat (CGY)	MIL Milwaukee Admirals (NSH)
CHA Charlotte Checkers (CAR)	OKC Oklahoma City Barons (EDM)
CHI Chicago Wolves (STL)	RCH Rochester Americans (BUF)
GR Grand Rapids Griffins (DET)	RFD Rockford IceHogs (CHI)
HAM Hamilton Bulldogs (MTL)	SA San Antonio Rampage (FLA)
IA Iowa Wild (MIN)	TOR Toronto Marlies (TOR)
LE Lake Erie Monsters (COL)	UTI Utica Comets (VAN)

APRIL 2014

SUN	MON	TUE	WED	THU	FRI	SAT
		1	2	3	4 LE 7:30	5
6 LE 5:00	7	8	9	10	11 SA 7:30	12 SA 7:00
13 SA 4:00	14	15	16 OKC 7:00	17	18	19 ABB 7:00

IDAHO STEELHEADS

IDAHO STEELHEADS
CENTURYLINK ARENA
251 S Capitol Blvd.
Boise, ID 83702
Phone: (208) 383-0080
Fax: (208) 383-0194

President
Dir. of Hockey Operations/Head Coach
Assistant Coach
Athletic Trainer
Equipment Manager
Director of Media/Community Relations


Eric Trapp
Brad Ralph
Neil Graham
Jason Switzer
Khris Bestel
Will Hoenike



STEELHEADS SCHEDULE

OPPONENT	DAY	DATE	OPPONENT	DAY	DATE
at Utah	Fri	10/18/13	at Utah	Fri	10/18/13
San Francisco	Wed	10/23/13	San Francisco	Wed	10/23/13
at Colorado	Fri	10/25/13	at Colorado	Fri	10/25/13
at Colorado	Sat	10/26/13	at Colorado	Sat	10/26/13
Ontario	Fri	11/1/13	Ontario	Fri	11/1/13
Ontario	Sat	11/2/13	Ontario	Sat	11/2/13
Alaska	Wed	11/6/13	Alaska	Wed	11/6/13
Alaska	Fri	11/8/13	Alaska	Fri	11/8/13
Alaska	Sat	11/9/13	Alaska	Sat	11/9/13
Ontario	Wed	11/13/13	Ontario	Wed	11/13/13
at San Francisco	Fri	11/15/13	at San Francisco	Fri	11/15/13
at San Francisco	Sat	11/16/13	at San Francisco	Sat	11/16/13
Utah	Wed	11/20/13	Utah	Wed	11/20/13
at San Francisco	Fri	11/22/13	at San Francisco	Fri	11/22/13
at Stockton	Sat	11/23/13	at Stockton	Sat	11/23/13
at Stockton	Sun	11/24/13	at Stockton	Sun	11/24/13
Las Vegas	Tues	11/26/13	Las Vegas	Tues	11/26/13
Las Vegas	Fri	11/29/13	Las Vegas	Fri	11/29/13
Stockton	Wed	12/4/13	Stockton	Wed	12/4/13
Stockton	Fri	12/6/13	Stockton	Fri	12/6/13
Stockton	Sat	12/7/13	Stockton	Sat	12/7/13
Alaska	Wed	12/11/13	Alaska	Wed	12/11/13
Alaska	Fri	12/13/13	Alaska	Fri	12/13/13
Alaska	Sat	12/14/13	Alaska	Sat	12/14/13
Bakersfield	Wed	12/18/13	Bakersfield	Wed	12/18/13
Bakersfield	Sat	12/21/13	Bakersfield	Sat	12/21/13
Bakersfield	Sun	12/22/13	Bakersfield	Sun	12/22/13
at Las Vegas	Fri	12/27/13	at Las Vegas	Fri	12/27/13
at Las Vegas	Sat	12/28/13	at Las Vegas	Sat	12/28/13
at Bakersfield	Sun	12/29/13	at Bakersfield	Sun	12/29/13
at Alaska	Fri	1/3/14	at Alaska	Fri	1/3/14
at Alaska	Sat	1/4/14	at Alaska	Sat	1/4/14
at Colorado	Fri	1/10/14	at Colorado	Fri	1/10/14
at Colorado	Sat	1/11/14	at Colorado	Sat	1/11/14
Utah	Wed	1/15/14	Utah	Wed	1/15/14

RYAN BUTTON



POSITION: D | **SHOOTS:** L | **HT:** 6'1" | **WT:** 195

DOB: March 26, 1991 | **BIRTHPLACE:** Edmonton, Alberta

DRAFTED: Boston's third-round selection (86th overall) in the 2009 NHL Draft

NOTES

Acquired on July 4, 2013 from the Boston Bruins along with Tyler Seguin and Rich Peverley... Has skated in 95 games as a professional hockey player, collecting nine points (1-8=9) in his time with Providence (AHL), Reading (ECHL) and South Carolina (ECHL).

CAREER STATS

REGULAR SEASON										PLAYOFFS				
YEAR	TEAM	LEAGUE	GP	G	A	PTS	PIM	+	-	GP	G	A	PTS	PIM
2007-08	Prince Albert	WHL	58	0	8	8	30	-20		--	--	--	--	--
2008-09	Prince Albert	WHL	70	5	32	37	43	-15		--	--	--	--	--
2009-10	Prince Albert	WHL	67	6	27	33	46	9		--	--	--	--	--
2010-11	Prince Albert	WHL	44	3	20	23	31	-4		--	--	--	--	--
	Seattle	WHL	25	2	10	12	18	-4		--	--	--	--	--
	Providence	AHL	7	0	1	1	2	-1		--	--	--	--	--
2011-12	Providence	AHL	28	0	2	2	16	-8		--	--	--	--	--
	Reading	ECHL	30	1	5	6	14	-5		--	--	--	--	--
2012-13	Providence	AHL	25	0	0	0	15	-2		6	0	0	0	4
	South Carolina	ECHL	5	0	0	0	4	4		4	0	1	1	2



LUDWIG BYSTROM



POSITION: D | **SHOOTS:** R | **HT:** 5'11" | **WT:** 187

DOB: July 20, 1994 | **BIRTHPLACE:** Ornskoldsvik, Sweden

DRAFTED: Dallas' second-round selection (43rd overall) in the 2012 NHL Draft

NOTES

Started the 2012-13 season with MODO of the Swedish Elite League... Appeared in 30 games during the season, registering six points and a plus-7 rating.

CAREER STATS

REGULAR SEASON										PLAYOFFS				
YEAR	TEAM	LEAGUE	GP	G	A	PTS	PIM	+	-	GP	G	A	PTS	PIM
2010-11	Modo	SEL	1	0	0	0	0	0						
2011-12	Modo	SEL	20	0	1	1	8	2						
2012-13	Orebro HK	SWE-1	9	0	0	0	2	2						
	Modo	SEL	30	3	3	6	2	7						



JACK CAMPBELL



POSITION: G | **CATCHES:** L | **HT:** 6'2" | **WT:** 189
DOB: January 9, 1992 | **BIRTHPLACE:** Port Huron, Michigan
DRAFTED: Dallas' first-round selection (11th overall) in the 2010 NHL Draft


NOTES

In his first full professional season, posted a record of 19-13-3, a 2.65 GAA and .905 SV%... During the month of February, posted a 6-2-1 record, a 1.65 GAA and .932 SV%... Served as the backup goaltender for two NHL games during the 2012-13 season (March 20 and March 21).

CAREER STATS

REGULAR SEASON											PLAYOFFS				
YEAR	TEAM	LEAGUE	GP	W	L	O	SO	GA	SV%	GAA	GP	W	L	SV%	GAA
2009-10	USNTDP U-18	USHL	11	6	3	1	0	21	.917	2.21	--	--	--	--	--
2010-11	Windsor	OHL	45	24	14	2	0	155	.884	3.80	18	9	6	0.887	3.74
2011-12	Windsor	OHL	12	6	3	1	1	38	.906	3.13	--	--	--	--	--
	Sault Ste. Marie	OHL	34	15	12	2	1	116	.892	3.58	--	--	--	--	--
	Texas	AHL	12	4	7	0	1	34	.912	3.02	--	--	--	--	--
2012-13	Texas	AHL	40	19	13	3	2	93	.905	2.65	--	--	--	--	--

KEVIN CONNAUTON



POSITION: D | **SHOOTS:** L | **HT:** 6'3" | **WT:** 201
DOB: February 23, 1990 | **BIRTHPLACE:** Edmonton, Alberta
DRAFTED: Vancouver's third-round selection (83rd overall) in the 2009 NHL Draft

NOTES


Acquired on April 2, 2013 from the Vancouver Canucks in exchange for Derek Roy and a second-round pick in 2013... Spent the majority of last season with Chicago (AHL), appearing in 60 games with 25 points (7-18=25)... Appeared in nine playoff games with Texas (AHL) and notched five points (2-3=5).

CAREER STATS

REGULAR SEASON											PLAYOFFS				
YEAR	TEAM	LEAGUE	GP	G	A	PTS	PIM	+	-		GP	G	A	PTS	PIM
2009-10	Vancouver	WHL	69	24	48	72	107	4			16	3	10	13	21
2010-11	Manitoba	AHL	73	11	12	23	51	-11			6	1	0	1	0
2011-12	Chicago	AHL	73	13	20	33	58	-3			5	0	1	1	8
2012-13	Chicago	AHL	60	7	18	25	67	-12			--	--	--	--	--
	Texas	AHL	9	2	4	6	6	2			9	2	3	5	6



PHILIPPE DESROSIERS



POSITION: G | **CATCHES:** L | **HT:** 6'1" | **WT:** 196

DOB: August 16, 1995 | **BIRTHPLACE:** Saint-Hyacinthe, Quebec

DRAFTED: Dallas' second-round selection (54th overall) in the 2013 NHL Draft

NOTES

Recorded a perfect 5-0 record at the 2012 Under-18 World Junior Championship helping lead Team Canada to the gold medal... Finished the tournament with a 0.80 GAA and .970 SV%, including a 33-save performance against the United States in the gold medal game.


CAREER STATS

REGULAR SEASON

PLAYOFFS

YEAR	TEAM	LEAGUE	GP	W	L	O	SO	GA	SV%	GAA	GP	W	L	SV%	GAA
2011-12	Rimouski	QMJHL	3	1	2	0	0	9	.899	3.48	--	--	--	--	--
2012-13	Rimouski	QMJHL	43	22	8	5	1	118	.900	3.07	4	2	2	.892	2.26

JASON DICKINSON



POSITION: C | **SHOOTS:** L | **HT:** 6'1" | **WT:** 179

DOB: July 4, 1995 | **BIRTHPLACE:** Georgetown, Ontario

DRAFTED: Dallas' first-round selection (29th overall) in the 2013 NHL Draft

NOTES

Skated in three games for Canada's gold medal-winning team at the 2013 Under-18 World Championship, recording one point before having his tournament cut short due to injury... Recorded 47 points (18-29=47) for Guelph (OHL) during the 2012-13 season with a team leading plus-19 rating.

CAREER STATS

REGULAR SEASON

PLAYOFFS

YEAR	TEAM	LEAGUE	GP	G	A	PTS	PIM	+/-	GP	G	A	PTS	PIM
2011-12	Guelph	OHL	63	13	22	35	24	-15	6	3	2	5	6
2012-13	Guelph	OHL	66	18	29	47	31	19	5	1	1	2	0



REMI ELIE



POSITION: LW | **SHOOTS:** L | **HT:** 6'1" | **WT:** 203
DOB: April 16, 1995 | **BIRTHPLACE:** Green Valley, Ontario
DRAFTED: Dallas' second-round selection (40th overall) in the 2013 NHL Draft

NOTES

During the 2013 OHL Playoffs, he recorded eight points (4-4=8) in 21 games and helped London (OHL) reach the Memorial Cup... During the 2012-13 regular season, appeared in 65 games for the Knights recording 17 points (7-10=17) with 34 penalty minutes.

CAREER STATS

REGULAR SEASON										PLAYOFFS					
YEAR	TEAM	LEAGUE	GP	G	A	PTS	PIM	+/-		GP	G	A	PTS	PIM	
2011-12	Hawkesbury	CCHL	59	21	25	46	39	-		9	5	4	9	12	
2012-13	London	OHL	65	7	10	17	34	7		21	4	4	8	8	



RADEK FAKSA



POSITION: C | **SHOOTS:** L | **HT:** 6'3" | **WT:** 212
DOB: January 9, 1994 | **BIRTHPLACE:** Opava, Czech Republic
DRAFTED: Dallas' first-round selection (13th overall) in the 2012 NHL Draft

NOTES

Missed portions of last season due to illness and knee injury... Played in two games last season with Texas (AHL)... Skated in 39 regular season games in 2012-13 for Kitchener (OHL) and finished with 31 points (9-22=31)... Picked up six points (4-2=6) in 10 playoff games with the Rangers.

CAREER STATS

REGULAR SEASON										PLAYOFFS					
YEAR	TEAM	LEAGUE	GP	G	A	PTS	PIM	+/-		GP	G	A	PTS	PIM	
2011-12	Kitchener	OHL	62	29	38	67	47	19		13	2	4	6	10	
2012-13	Kitchener	OHL	39	9	22	31	26	-1		10	4	2	6	4	
2012-13	Texas	AHL	2	0	1	1	0	-1		--	--	--	--	--	



LUKE GAZDIC



POSITION: LW | **SHOOTS:** L | **HT:** 6'4" | **WT:** 239

DOB: July 25, 1989 | **BIRTHPLACE:** Toronto, Ontario

DRAFTED: Dallas' sixth-round selection (172nd overall) in the 2007 NHL Draft

NOTES

Registered 11 points (4-7=11) with 80 penalty minutes in 59 regular season contests with Texas (AHL) last season... Has skated in 256 career AHL games, all with the Stars organization, posting 447 penalty minutes and 55 points (27-28=55).

CAREER STATS

REGULAR SEASON										PLAYOFFS				
YEAR	TEAM	LEAGUE	GP	G	A	PTS	PIM	+/-		GP	G	A	PTS	PIM
2008-09	Idaho	ECHL	2	1	0	1	14	2		2	0	0	0	0
2009-10	Texas	AHL	49	3	1	4	155	-2		--	--	--	--	--
	Idaho	ECHL	4	1	1	2	10	4		--	--	--	--	--
2010-11	Texas	AHL	72	9	8	17	110	-3		5	0	0	0	2
2011-12	Texas	AHL	76	11	12	23	102	-22		--	--	--	--	--
2012-13	Texas	AHL	59	4	7	11	80	-9		8	0	0	0	19



SCOTT GLENNIE



POSITION: C | **SHOOTS:** R | **HT:** 6'2" | **WT:** 195

DOB: February 22, 1991 | **BIRTHPLACE:** Oakville, Ontario

DRAFTED: Dallas' first-round selection (8th overall) in the 2009 NHL Draft

NOTES

Skated in 37 games last season for Texas (AHL) and recorded five goals and nine assists for 14 points... Appeared in nine playoff games for Texas... During the 2011-12 season, registered 37 points (15-25=37) and 26 penalty minutes in his first full professional season with Texas.

CAREER STATS

REGULAR SEASON										PLAYOFFS				
YEAR	TEAM	LEAGUE	GP	G	A	PTS	PIM	+/-		GP	G	A	PTS	PIM
2007-08	Brandon	WHL	61	26	32	58	50	10		6	1	0	1	7
2008-09	Brandon	WHL	55	28	42	70	25	22		12	3	15	18	11
2009-10	Brandon	WHL	66	32	57	89	50	36		15	3	7	10	14
2010-11	Brandon	WHL	70	35	56	91	58	4		6	3	7	10	6
	Texas	AHL	4	0	0	0	2	-2		6	1	0	1	2
2011-12	Dallas	NHL	1	0	0	0	2	0		--	--	--	--	--
	Texas	AHL	70	12	25	37	26	-8		--	--	--	--	--
2012-13	Texas	AHL	37	5	9	14	10	4		9	0	0	0	8



ALEX GUPTILL



POSITION: LW | **SHOOTS:** L | **HT:** 6'3" | **WT:** 191
DOB: March 5, 1992 | **BIRTHPLACE:** Newmarket, Ontario
DRAFTED: Dallas' third-round selection (77th overall) in the 2010 NHL Draft

NOTES

During his sophomore season at Michigan in 2012-13, finished first on the team in points, goals, shots and game-winning goals... During the 2011-12 campaign, was named with CCHA Rookie of the Year and named to the 2012 CCHA All-Rookie Team...Studying kinesiology at Michigan.

CAREER STATS

REGULAR SEASON										PLAYOFFS				
YEAR	TEAM	LEAGUE	GP	G	A	PTS	PIM	+/-		GP	G	A	PTS	PIM
2008-09	Brampton	OJHL	49	30	34	64	28			--	--	--	--	--
2009-10	Brampton	OJHL	10	6	5	11	24	0		--	--	--	--	--
	Orangeville	OJHL	19	13	13	26	26	11		--	--	--	--	--
2010-11	Waterloo	USHL	43	13	12	25	53	-13		2	0	0	0	0
2011-12	Michigan	CCHA	41	16	17	33	48			--	--	--	--	--
2012-13	Michigan	CCHA	38	16	20	36	32			--	--	--	--	--



NIKLAS HANSSON



POSITION: D | **SHOOTS:** R | **HT:** 6'1" | **WT:** 175
DOB: January 8, 1995 | **BIRTHPLACE:** Helsingborg, Sweden
DRAFTED: Dallas' third-round selection (68th overall) in the 2013 NHL Draft

NOTES


Played last season in Sweden, appearing in 39 games for Rogle J20 and recording 23 points (3-20=23) with 47 penalty minutes and a +26 plus/minus rating.

CAREER STATS

REGULAR SEASON										PLAYOFFS				
YEAR	TEAM	LEAGUE	GP	G	A	PTS	PIM	+/-		GP	G	A	PTS	PIM
2012-13	Rogle	SEL	9	0	0	0	4	-3		--	--	--	--	--
2012-13	Rogle J20	SEL	39	3	20	23	47	26		2	0	0	0	0



JYRKI JOKIPAKKA



POSITION: D | **SHOOTS:** L | **HT:** 6'3" | **WT:** 203

DOB: August 20, 1991 | **BIRTHPLACE:** Tampere, Finland

DRAFTED: Dallas' seventh-round selection (195th overall) in the 2011 NHL Draft

NOTES


Last season with Ilves (Finland) skated in 59 games and posted 18 points (5-13=18) with 20 penalty minutes... In 2011-12 with Ilves, appeared in 52 games, scoring nine goals with eight assists for 17 points (9-8=17).

CAREER STATS

REGULAR SEASON										PLAYOFFS				
YEAR	TEAM	LEAGUE	GP	G	A	PTS	PIM	+/–		GP	G	A	PTS	PIM
2010-11	Ilves	SM-LIIGA	48	1	8	9	18	5		--	--	--	--	--
2011-12	Ilves	SM-LIIGA	52	9	8	17	18	-4		--	--	--	--	--
2012-13	Ilves	SM-LIIGA	59	5	13	18	20	-29		--	--	--	--	--



TRISTAN KING



POSITION: C | **SHOOTS:** R | **HT:** 6'2" | **WT:** 190

DOB: November 7, 1990 | **BIRTHPLACE:** Elk River, Minnesota

DRAFTED: Signed as a free agent on September 18, 2009

NOTES

Split the 2012-13 season between Idaho (ECHL) and San Francisco (ECHL)... In 35 games with Idaho, posted 37 points (18-19=37) with 30 penalty minutes... Recorded eight points (4-4=8) in 17 games with San Francisco... Appeared in two playoff games with San Francisco.

CAREER STATS

REGULAR SEASON										PLAYOFFS				
YEAR	TEAM	LEAGUE	GP	G	A	PTS	PIM	+/–		GP	G	A	PTS	PIM
2010-11	Texas	AHL	11	2	2	4	6	-1		--	--	--	--	--
	Idaho	ECHL	24	3	10	13	13	-4		6	2	1	3	0
2011-12	Idaho	ECHL	4	1	0	1	2	-1		--	--	--	--	--
	Greenville	ECHL	1	0	0	0	0	0		--	--	--	--	--
	Ontario	ECHL	45	17	24	41	38	6		3	0	2	2	2
2012-13	Idaho	ECHL	35	18	19	37	30	8		--	--	--	--	--
	San Francisco	ECHL	17	4	4	8	6	-7		2	0	0	0	0



HENRI KIVIAHO



POSITION: G | **CATCHES:** L | **HT:** 6'1" | **WT:** 167
DOB: February 26, 1994 | **BIRTHPLACE:** Lappeenranta, Finland
DRAFTED: Dallas' fifth-round selection (144th overall) in the 2012 NHL Draft

NOTES

Played his junior hockey last season for KalPa U20 (SM-liiga) and appeared in 31 games, posting a 2.66 GAA and .907 SV%... Backstopped the team in three games during the playoffs with a 2.38 GAA and .914 SV%.

CAREER STATS

REGULAR SEASON											PLAYOFFS				
YEAR	TEAM	LEAGUE	GP	W	L	O	SO	GA	SV%	GAA	GP	W	L	SV%	GAA
2011-12	KalPa U20	SM-liiga	28	-	-	-	-	-	.909	2.78	9	-	-	.867	4.04
2012-13	KalPa U20	SM-liiga	31	-	-	-	-	-	.904	2.66	3	-	-	.914	2.68

JOHN KLINGBERG



POSITION: D | **SHOOTS:** R | **HT:** 6'2" | **WT:** 177
DOB: August 14, 1992 | **BIRTHPLACE:** Gothenburg, Sweden
DRAFTED: Dallas' fifth-round selection (131st overall) in the 2010 NHL Draft

NOTES

Made his debut in North America during the 2013 Calder Cup Playoffs with Texas (AHL), skating in one game... Earlier in the 2012-13 season, skated in 25 games with Skelleftea and recorded 13 points (1-12=13) with a plus-10 rating.

CAREER STATS

REGULAR SEASON											PLAYOFFS				
YEAR	TEAM	LEAGUE	GP	G	A	PTS	PIM	+	-		GP	G	A	PTS	PIM
2010-11	Frolunda	SEL	26	0	5	5	10	-3			--	--	--	--	--
	Boras	SWE-1	7	1	0	1	2	-1			--	--	--	--	--
2011-12	Jokerit	SM-LIIGA	20	1	2	3	8	1			--	--	--	--	--
	Skelleftea	SEL	16	1	3	4	6	-1			--	--	--	--	--
2012-13	Skelleftea	SEL	25	1	12	13	6	10			13	1	3	4	8
	Texas	AHL	--	--	--	--	--	--			1	0	0	0	0



HUBERT LABRIE



POSITION: D | **SHOOTS:** L | **HT:** 5'11" | **WT:** 192

DOB: July 12, 1991 | **BIRTHPLACE:** Victoriaville, Quebec

DRAFTED: Signed as a free agent on September 18, 2009

NOTES

Split the 2012-13 season between Texas (AHL) and Idaho (ECHL)... Recorded three points (0-3=3) in 27 games with Texas along with 45 penalty minutes...


In 22 games with Idaho, notched five points (2-3=5) with 46 penalty minutes and +10 plus/minus rating... Skated in 17 playoff games for Idaho.

CAREER STATS

REGULAR SEASON										PLAYOFFS					
YEAR	TEAM	LEAGUE	GP	G	A	PTS	PIM	+/-		GP	G	A	PTS	PIM	
2007-08	Gatineau	QMJHL	61	2	15	17	79	17		19	1	3	4	26	
2008-09	Gatineau	QMJHL	55	1	3	4	82	-4		5	0	0	0	14	
2009-10	Gatineau	QMJHL	67	4	16	20	99	-5		11	3	4	7	20	
2010-11	Gatineau	QMJHL	9	3	4	7	8	-1		24	4	8	12	30	
2011-12	Texas	AHL	33	2	1	3	18	-16		--	--	--	--	--	
2011-12	Idaho	ECHL	8	1	4	5	0	-2		6	0	0	0	4	
2012-13	Texas	AHL	27	0	3	3	45	4		--	--	--	--	--	
2012-13	Idaho	ECHL	22	2	3	5	46	10		17	0	1	1	21	



MAXIME LAGACE



POSITION: G | **SHOOTS:** L | **HT:** 6'2" | **WT:** 180

DOB: January 12, 1993 | **BIRTHPLACE:** Longueuil, Quebec

DRAFTED: Signed as a free agent on July 23, 2012

NOTES

Spent the last three seasons with Prince Edward Island (QMJHL)... Last season, appeared in 33 games with a 4.05 GAA and .869 SV% with a record of 13-12-1... Notched four assists during the 2012-13 campaign.

CAREER STATS

REGULAR SEASON										PLAYOFFS					
YEAR	TEAM	LEAGUE	GP	W	L	O	SO	GA	SV%	GAA	GP	W	L	SV%	GAA
2010-11	PEI	QMJHL	18	8	4	0	1	52	.884	3.59	--	--	--	--	--
2011-12	PEI	QMJHL	56	12	34	2	1	219	.867	4.51	--	--	--	--	--
2012-13	PEI	QMJHL	33	13	12	1	1	106	.869	4.05	1	0	0	.857	2.19

ESA LINDELL



POSITION: D | **SHOOTS:** L | **HT:** 6'3" | **WT:** 194

DOB: May 23, 1994 | **BIRTHPLACE:** Vantaa, Finland

DRAFTED: Dallas' third-round selection (74th overall) in the 2012 NHL Draft

NOTES

Appeared in 19 games during 2012-13 season with Jokerit (SM-liiga), notching four penalty minutes... Spent time on loan to Kiekko-Vantaa and skated in 22 games, recording 10 points (4-6=10) with 16 penalty minutes.

CAREER STATS

REGULAR SEASON											PLAYOFFS				
YEAR	TEAM	LEAGUE	GP	G	A	PTS	PIM	+/-	GP	G	A	PTS	PIM		
2012-13	Jokerit	SM-LIIGA	19	0	0	0	4	-9	--	--	--	--	--		
2012-13	Kiekko-Vantaa	Fin2	22	4	6	10	16	-10	--	--	--	--	--		



ALEKSI MAKELA



POSITION: D | **SHOOTS:** L | **HT:** 6'2" | **WT:** 190

DOB: February 8, 1995 | **BIRTHPLACE:** Tampere, Finland

DRAFTED: Dallas' seventh-round selection (182nd overall) in the 2013 NHL Draft

NOTES


Appeared in seven contests with Ilves (SM-liiga), recording two points (1-1=2) in 2012-13... Appeared at three levels of the Ilves club, tallying 28 points (9-19=28) in 52 total contests... Spent the majority of the season with the club's U-20 team, picking up 17 points (8-9=17) in 37 games.

CAREER STATS

REGULAR SEASON											PLAYOFFS				
YEAR	TEAM	LEAGUE	GP	G	A	PTS	PIM	+/-	GP	G	A	PTS	PIM		
2012-13	Ilves U20	SM-LIIGA JR.	37	8	9	17	42	3	--	--	--	--	--		
2012-13	Ilves	SM-LIIGA	7	1	1	2	4	-2	3	0	1	1	0		



CURTIS MCKENZIE



POSITION: LW | **SHOOTS:** L | **HT:** 6'2" | **WT:** 209

DOB: February 22, 1991 | **BIRTHPLACE:** Golden, British Columbia

DRAFTED: Dallas' sixth-round selection (159th overall) in the 2009 NHL Draft

NOTES


Completed his senior season at Miami (CCHA) in 2012-13 and recorded 24 points (11-13=24) with 80 penalty minutes in 39 games... Helped Miami to four straight appearances in the NCAA tournament, including the 2010 Frozen Four and two CCHA regular season titles (2009-10, 2012-13).

CAREER STATS

REGULAR SEASON										PLAYOFFS				
YEAR	TEAM	LEAGUE	GP	G	A	PTS	PIM	+/-		GP	G	A	PTS	PIM
2007-08	Penticton	BCHL	49	3	7	10	81	--		7	0	1	1	9
2008-09	Penticton	BCHL	53	30	34	64	90	--		10	3	7	10	13
2009-10	Miami (OH)	CCHA	42	6	21	27	88	--		--	--	--	--	--
2010-11	Miami (OH)	CCHA	37	7	5	12	57	--		--	--	--	--	--
2011-12	Miami (OH)	CCHA	40	5	12	17	60	--		--	--	--	--	--
2012-13	Miami (OH)	CCHA	39	11	13	24	80	--		--	--	--	--	--



EMIL MOLIN



POSITION: C | **SHOOTS:** L | **HT:** 6'0" | **WT:** 176

DOB: February 3, 1993 | **BIRTHPLACE:** Gavle, Sweden

DRAFTED: Dallas' fourth-round selection (105th overall) in the 2011 NHL Draft

NOTES

Skated in 34 games during the 2012-13 campaign for Brynas (SEL) with three points (1-2=3)... Appeared in one playoff game with Brynas... In 2011-12, notched five points (1-4=5) in 34 games with Brynas.

CAREER STATS

REGULAR SEASON										PLAYOFFS				
YEAR	TEAM	LEAGUE	GP	G	A	PTS	PIM	+/-		GP	G	A	PTS	PIM
2011-12	Brynas	SEL	34	1	4	5	0	0		--	--	--	--	--
2012-13	Brynas	SEL	34	1	2	3	0	-7		1	0	0	0	0
	Mora	SWE-1	8	0	0	0	2	-4		--	--	--	--	--



TRAVIS MORIN



POSITION: C | **SHOOTS:** L | **HT:** 6'1" | **WT:** 188
DOB: January 9, 1984 | **BIRTHPLACE:** Brooklyn Park, Minnesota
DRAFTED: Washington's ninth-round selection (263rd overall) in the 2004 NHL Draft

NOTES


Last season, recorded 44 points (12-32=44) with 14 penalty minutes in 59 games... Notched three assists and four penalty minutes in seven games during the 2013 Calder Cup Playoffs... Spent the last four seasons with the Texas Stars with at least 40 points each of those seasons.

CAREER STATS

REGULAR SEASON										PLAYOFFS				
YEAR	TEAM	LEAGUE	GP	G	A	PTS	PIM	+/-		GP	G	A	PTS	PIM
2007-08	Hershey	AHL	4	0	0	0	0	0		--	--	--	--	--
2008-09	Hershey	AHL	1	0	1	1	0	1		--	--	--	--	--
2009-10	Texas	AHL	80	21	31	52	30	10		24	4	12	16	6
2010-11	Texas	AHL	64	21	24	45	30	9		6	3	4	7	0
	Dallas	NHL	3	0	0	0	0	0		--	--	--	--	--
2011-12	Texas	AHL	76	13	53	66	46	-17		--	--	--	--	--
2012-13	Texas	AHL	59	12	32	44	14	12		7	0	3	3	4



CHRIS MUELLER



POSITION: C | **SHOOTS:** R | **HT:** 5'11" | **WT:** 209
DOB: March 6, 1986 | **BIRTHPLACE:** West Seneca, New York
DRAFTED: Signed as a free agent on July 8, 2013

NOTES

Appeared in 18 NHL games during the 2012-13 season with Nashville and reordred five points (2-3=5) along with six penalty minutes... Skated in 55 contests with Milwaukee (AHL) during 2012-13, amassing 18 goals and 18 assists for 36 points (18-18=36).

CAREER STATS

REGULAR SEASON										PLAYOFFS				
YEAR	TEAM	LEAGUE	GP	G	A	PTS	PIM	+/-		GP	G	A	PTS	PIM
2007-08	Grand Rapids	AHL	2	0	0	0	0	2		--	--	--	--	--
2008-09	Lake Erie	AHL	59	5	11	16	23	1		--	--	--	--	--
2009-10	Milwaukee	AHL	67	13	14	27	37	10		7	3	2	5	4
2010-11	Milwaukee	AHL	67	24	26	50	34	7		13	4	7	11	13
	Nashville	NHL	15	0	3	3	2	0		--	--	--	--	--
2011-12	Milwaukee	AHL	73	32	28	60	30	-5		3	1	0	1	0
	Nashville	NHL	4	0	0	0	0	-1		--	--	--	--	--
2012-13	Milwaukee	AHL	55	18	18	36	35	-3		2	0	0	0	2
	Nashville	NHL	18	2	3	5	6	-4		--	--	--	--	--



PATRIK NEMETH



POSITION: D | **SHOOTS:** L | **HT:** 6'1" | **WT:** 233

DOB: February 8, 1992 | **BIRTHPLACE:** Stockholm, Sweden

DRAFTED: Dallas' second-round selection (41st overall) in the 2010 NHL Draft

NOTES

During his first professional season in North America, appeared in 47 games with Texas (AHL)... Recorded 12 points (1-11=12), 40 penalty minutes with a +11 plus/minus rating... Won a gold medal with Sweden at the 2012 World Junior Championships.

CAREER STATS

REGULAR SEASON										PLAYOFFS				
YEAR	TEAM	LEAGUE	GP	G	A	PTS	PIM	+/-		GP	G	A	PTS	PIM
2008-09	AIK	SWE-1	1	0	1	1	0	0		--	--	--	--	--
2009-10	AIK	SWE-1	16	0	3	3	8	7		--	--	--	--	--
2010-11	AIK	SEL	38	1	6	7	18	0		7	0	0	0	2
2011-12	AIK	SEL	46	0	3	3	55	3		--	--	--	--	--
2012-13	Texas	AHL	47	1	11	12	40	11		--	--	--	--	--



CRISTOPHER NILSTORP



POSITION: G | **CATCHES:** R | **HT:** 6'4" | **WT:** 184

DOB: February 16, 1984 | **BIRTHPLACE:** Malmo, Sweden

DRAFTED: Signed as a free agent on June 5, 2012

NOTES

Appeared in five games with Dallas (NHL), posting a 3.09 GAA and .897 SV% with a 1-3-1 record... Recorded his first NHL win on February 23, 2013 against San Jose, stopping 31-of-32 shots... Won the LeMat Trophy in 2011 with Farjestad.

CAREER STATS

REGULAR SEASON												PLAYOFFS				
YEAR	TEAM	LEAGUE	GP	W	L	O	SO	GA	SV%	GAA		GP	W	L	SV%	GAA
2008-09	Rogle	SEL	15	--	--	--	0	45	.883	3.45		9	--	--	.922	2.19
2009-10	Rogle	SEL	33	--	--	--	1	98	.904	3.02		10	--	--	.901	2.52
2010-11	Farjestad	SEL	23	--	--	--	2	46	.922	2.18		5	--	--	.944	1.60
2011-12	Farjestad	SEL	45	--	--	--	5	88	.923	2.04		7	--	--	.938	1.80
2012-13	Texas	AHL	39	19	13	3	1	85	.907	2.38		9	4	5	.912	2.30
	DALLAS	NHL	5	1	3	1	0	15	.897	3.09		--	--	--	--	--

JAMIE OLEKSIK



POSITION: D | **SHOOTS:** L | **HT:** 6'7" | **WT:** 250
DOB: December 21, 1992 | **BIRTHPLACE:** Toronto, Ontario
DRAFTED: Dallas' first-round selection (14th overall) in the 2011 NHL Draft

NOTES


Became the tallest player in Dallas history when he made his NHL debut on February 1 vs. Phoenix... Led all Texas defensemen in points (6-27=33)... Appeared in the 2013 AHL All-Star Game... Scored first career NHL point on Feb. 13, 2013 at Calgary (assists)... Won a bronze medal with Canada at the 2012 World Junior Championship

CAREER STATS

REGULAR SEASON										PLAYOFFS				
YEAR	TEAM	LEAGUE	GP	G	A	PTS	PIM	+/ -		GP	G	A	PTS	PIM
2008-09	Chicago	USHL	29	0	4	4	47	-6		--	--	--	--	--
2009-10	Chicago	USHL	29	0	10	10	43	1		--	--	--	--	--
	Sioux Falls	USHL	24	2	2	4	32	2		3	0	1	1	2
2010-11	Northeastern	H-EAST	38	4	9	13	57			--	--	--	--	--
2011-12	Saginaw	OHL	31	6	5	11	24	4		--	--	--	--	--
	Niagara	OHL	28	6	15	21	23	27		20	0	4	4	4
2012-13	Texas	AHL	59	6	27	33	29	19		9	0	1	1	6
	DALLAS	NHL	16	0	2	2	14	-5		--	--	--	--	--



NICHOLAS PAUL



POSITION: LW | **SHOOTS:** L | **HT:** 6'2" | **WT:** 202
DOB: March 20, 1995 | **BIRTHPLACE:** Mississauga, Ontario
DRAFTED: Dallas' fourth-round selection (101st overall) in the 2013 NHL Draft

NOTES

Appeared in 66 games during the 2012-13 campaign for Brampton (OHL), recording 28 points (12-16=28) with 21 penalty minutes... During the 2013 OHL Playoffs, notched one assist in five games... Tallied seven multi-point games during the 2012-13 regular season, including a hat trick.

CAREER STATS

REGULAR SEASON										PLAYOFFS				
YEAR	TEAM	LEAGUE	GP	G	A	PTS	PIM	+/ -		GP	G	A	PTS	PIM
2011-12	Mississauga	OJHL	9	3	2	5	4			--	--	--	--	--
2012-13	Brampton	OHL	66	12	16	28	21	6		5	0	1	1	0



MATEJ PAULOVIC



POSITION: LW | **SHOOTS:** R | **HT:** 6'3" | **WT:** 187

DOB: January 13, 1995 | **BIRTHPLACE:** Slovakia, Slovakia

DRAFTED: Dallas' fifth-round selection (149th overall) in the 2013 NHL Draft

NOTES

Played junior hockey last season in Sweden, skating in 34 games in 2012-13 for Farjestad Jr... Registered 18 points (6-12=18) with Farjestad Jr... Split time between the three levels of the Farjestad club in 2012-13, notching 28 points (8-9=28)

CAREER STATS

REGULAR SEASON										PLAYOFFS				
YEAR	TEAM	LEAGUE	GP	G	A	PTS	PIM	+/ -		GP	G	A	PTS	PIM
2011-12	Farjestad	J18 ELIT	17	11	17	28	12	26		6	2	1	3	2
2012-13	Farjestad	J18 ELIT	5	1	1	2	6	0		--	--	--	--	--
	Farjestad	J20 ELIT	34	5	12	17	6	8		7	1	1	2	6



CODY PAYNE



POSITION: RW | **SHOOTS:** R | **HT:** 6'2" | **WT:** 201

DOB: January 14, 1994 | **BIRTHPLACE:** London, United Kingdom

DRAFTED: Boston's fifth-round selection (145th overall) in the 2012 NHL Draft

NOTES

Acquired on April 2, 2013 from the Boston Bruins along with Lane MacDermid...Concluded his second season with Plymouth (OHL) in 2012-13... Scored 45 points (24-24=45), 75 penalty minutes and a plus-16 rating in 66 contests... Added one goal and one assists in four OHL playoff games.

CAREER STATS

REGULAR SEASON										PLAYOFFS				
YEAR	TEAM	LEAGUE	GP	G	A	PTS	PIM	+/ -		GP	G	A	PTS	PIM
2010-11	Oshawa	OHL	50	1	12	13	35	7		2	1	0	1	0
2011-12	Oshawa	OHL	10	2	0	2	12	-1		--	--	--	--	--
2011-12	Plymouth	OHL	50	3	11	14	95	-1		9	0	1	1	9
2012-13	Plymouth	OHL	66	24	21	45	75	16		15	1	1	2	15



TAYLOR PETERS



POSITION: C | **SHOOTS:** L | **HT:** 6'2" | **WT:** 211
DOB: January 24, 1992 | **BIRTHPLACE:** Burnaby, British Columbia
DRAFTED: Signed as a free agent on March 4, 2013

NOTES


Helped Portland (WHL) win the league championship and reach the Memorial Cup during the 2012-13 season... Posted 42 points (15-27=42) in 68 games for Portland with a plus-27 rating and 61 penalty minutes... Skated in 21 playoff games with 10 points (1-9=10)... Once saved a kayaker from drowning

CAREER STATS

REGULAR SEASON										PLAYOFFS				
YEAR	TEAM	LEAGUE	GP	G	A	PTS	PIM	+/–		GP	G	A	PTS	PIM
2007-08	Portland	WHL	5	2	0	2	0	0		--	--	--	--	--
2008-09	Portland	WHL	70	4	4	8	41	-19		--	--	--	--	--
2009-10	Penticton	BCHL	22	3	5	8	16			--	--	--	--	--
	Portland	WHL	32	4	3	7	15	1		2	0	0	0	0
2010-11	Portland	WHL	72	8	11	19	47	5		21	3	5	8	8
2011-12	Portland	WHL	72	12	26	38	60	-2		22	1	7	8	12
2012-13	Portland	WHL	68	15	27	42	61	27		21	1	9	10	19



TOBY PETERSEN



POSITION: C | **SHOOTS:** L | **HT:** 5'10" | **WT:** 195
DOB: October 27, 1978 | **BIRTHPLACE:** Minneapolis, Minnesota
DRAFTED: Pittsburgh's ninth-round selection (244th overall) in the 1998 NHL Draft

NOTES

Has skated in 398 career NHL games, amassing 81 points (33-48=81) and 50 penalty minutes... Has spent the last six seasons with the Stars organization, appearing in 243 NHL games, posting 40 points (17-23=40).

CAREER STATS (WITH STARS)

REGULAR SEASON										PLAYOFFS				
YEAR	TEAM	LEAGUE	GP	G	A	PTS	PIM	+/–		GP	G	A	PTS	PIM
2007-08	Iowa	AHL	63	21	30	51	24	-2		--	--	--	--	--
	Dallas	NHL	8	0	3	3	4	0		16	0	0	0	2
2008-09	Dallas	NHL	57	4	7	11	14	1		--	--	--	--	--
2009-10	Dallas	NHL	78	9	6	15	6	3		--	--	--	--	--
2010-11	Dallas	NHL	60	2	4	6	8	-7		--	--	--	--	--
	Texas	AHL	1	0	1	1	2	0		--	--	--	--	--
2011-12	Dallas	NHL	39	2	3	5	6	-7		--	--	--	--	--
2012-13	Texas	AHL	74	8	16	24	6	-18		9	0	0	0	2
	Dallas	NHL	1	0	0	0	0	0		--	--	--	--	--



BRETT RITCHIE



POSITION: RW | **SHOOTS:** R | **HT:** 6'3" | **WT:** 218

DOB: July 1, 1993 | **BIRTHPLACE:** Orangeville, Ontario

DRAFTED: Dallas' second-round selection (44th overall) in the 2011 NHL Draft

NOTES


Recorded a goal in his pro hockey debut with Texas on April 5, 2013... played with Canada at the 2013 World Junior Championships... Ranked sixth in the OHL with 41 goals... From late October to early December, scored goals in 16 of 20 games, tallying 26 goals during that stretch.

CAREER STATS

REGULAR SEASON										PLAYOFFS				
YEAR	TEAM	LEAGUE	GP	G	A	PTS	PIM	+/-		GP	G	A	PTS	PIM
2009-10	Sarnia	OHL	65	13	16	29	35	-33		--	--	--	--	--
2010-11	Sarnia	OHL	49	21	20	41	47	-1		--	--	--	--	--
2011-12	Sarnia	OHL	23	8	7	15	30	0		--	--	--	--	--
	Niagara	OHL	30	16	14	30	24	27		20	3	8	11	16
2012-13	Niagara	OHL	53	41	35	76	40	35		4	1	3	4	9
	Texas	AHL	5	3	1	4	0	3		9	2	0	2	2



COLTON SCEVIOUR



POSITION: C | **SHOOTS:** R | **HT:** 6'0" | **WT:** 201

DOB: April 20, 1989 | **BIRTHPLACE:** Red Deer, Alberta

DRAFTED: Dallas' fourth-round selection (112th overall) in the 2007 NHL Draft

NOTES

Appeared in one game last season with Dallas, registering one assist... In 62 games with Texas (AHL) in 2012-13, recorded 21 goals and 31 assists for 52 points with a +21 plus/minus rating... Skated in one NHL game during the 2010-11 campaign.

CAREER STATS

REGULAR SEASON										PLAYOFFS				
YEAR	TEAM	LEAGUE	GP	G	A	PTS	PIM	+/-		GP	G	A	PTS	PIM
2007-08	Lethbridge	WHL	52	31	23	54	36	28		19	3	10	13	15
2008-09	Lethbridge	WHL	69	29	51	80	48	5		11	4	3	7	12
2009-10	Texas	AHL	80	9	22	31	19	11		24	1	7	8	12
2010-11	Texas	AHL	77	16	25	41	17	4		6	1	0	1	0
2010-11	Dallas	NHL	1	0	0	0	0	-1		--	--	--	--	--
2011-12	Texas	AHL	75	21	32	53	25	-8		--	--	--	--	--
2012-13	Texas	AHL	62	21	31	52	20	21		9	1	3	4	4
2012-13	Dallas	NHL	1	0	1	1	0	-1		--	--	--	--	--



DEVIN SHORE



POSITION: C | **SHOOTS:** L | **HT:** 6'1" | **WT:** 185

DOB: July 19, 1994 | **BIRTHPLACE:** Ajax, Ontario

DRAFTED: Dallas' second-round selection (61st overall) in the 2012 NHL Draft

NOTES

In his freshman season at Maine, skated in 38 games and recorded 26 points (6-20=26) with 10 penalty minutes... During the 2011-12 campaign, played with Whitby (OJHL) and appeared in 41 contests, scoring 58 points (29-29=58)... In the 2012 OJHL Playoffs, notched 32 points (7-25=32).

CAREER STATS

REGULAR SEASON										PLAYOFFS				
YEAR	TEAM	LEAGUE	GP	G	A	PTS	PIM	+/–		GP	G	A	PTS	PIM
2011-12	Whitby	OJHL	41	29	29	58	26	--		23	7	25	32	10
2012-13	Maine	H-EAST	38	6	20	26	10	--		--	--	--	--	--



DMITRY SINITSYN



POSITION: D | **SHOOTS:** L | **HT:** 6'2" | **WT:** 200

DOB: June 17, 1984 | **BIRTHPLACE:** Moscow, Russia

DRAFTED: Dallas' seventh-round selection (183rd overall) in the 2012 NHL Draft

NOTES

Appeared in 13 games with UMass-Lowell in 2012-13, scoring two goals and collecting four penalty minutes... Played with the Dallas Stars U16 team during the 2009-10 and 2010-11 season... Enrolled at UMass-Lowell in the middle of last season but was redshirted.

CAREER STATS

REGULAR SEASON										PLAYOFFS				
YEAR	TEAM	LEAGUE	GP	G	A	PTS	PIM	+/–		GP	G	A	PTS	PIM
2012-13	UMass-Lowell	H-EAST	13	2	0	2	4	--						



AUSTIN SMITH



POSITION: RW | **SHOOTS:** R | **HT:** 5'11" | **WT:** 180

DOB: November 7, 1988 | **BIRTHPLACE:** Dallas, Texas

DRAFTED: Dallas' fifth-round selection (128th overall) in the 2007 NHL Draft

NOTES


First native Texan drafted by the Dallas Stars... Split the 2012-13 season between Texas (AHL) and Idaho (ECHL)... In 38 games with Idaho, scored 27 goals and 23 assists with a plus-24 rating... In 16 games with Texas, notched three points (2-1=3) with six penalty minutes.

CAREER STATS

REGULAR SEASON										PLAYOFFS					
YEAR	TEAM	LEAGUE	GP	G	A	PTS	PIM	+/–		GP	G	A	PTS	PIM	
2007-08	Penticton	BCHL	60	32	35	67	42			15	11	11	22	12	
2008-09	Colgate	ECAC	37	17	14	31	24			--	--	--	--	--	
2009-10	Colgate	ECAC	36	16	25	41	20			--	--	--	--	--	
2010-11	Colgate	ECAC	41	10	21	31	36			--	--	--	--	--	
2011-12	Colgate	ECAC	39	36	21	57	30			--	--	--	--	--	
	Texas	AHL	12	0	3	3	8	-6		--	--	--	--	--	
2012-13	Texas	AHL	16	2	1	3	6	1		--	--	--	--	--	
	Idaho	ECHL	38	27	23	50	15	24		17	7	5	12	12	



GEMEL SMITH



POSITION: C | **SHOOTS:** L | **HT:** 5'10" | **WT:** 180

DOB: April 16, 1994 | **BIRTHPLACE:** Toronto, Ontario

DRAFTED: Dallas' fourth-round selection (104th overall) in the 2012 NHL Draft

NOTES


Recorded 52 points (23-29=52) last year for Owen Sound (OHL) with a +17 plus/minus rating... Appeared in 12 games during the 2013 OHL Playoffs, compiling 10 points (7-3=10)... In 2011-12, posted 60 points (21-39=60) and a +9 plus/minus rating with Owen Sound.

CAREER STATS

REGULAR SEASON										PLAYOFFS					
YEAR	TEAM	LEAGUE	GP	G	A	PTS	PIM	+/–		GP	G	A	PTS	PIM	
2010-11	Owen Sound	OHL	66	8	8	16	14	8		21	1	2	3	2	
2011-12	Owen Sound	OHL	68	21	39	60	51	9		5	1	2	3	10	
2012-13	Owen Sound	OHL	61	23	29	52	54	17		12	7	3	10	10	



MATEJ STRANSKY



POSITION: RW | **SHOOTS:** R | **HT:** 6'3" | **WT:** 202
DOB: July 11, 1993 | **BIRTHPLACE:** Ostrava, Czech Republic
DRAFTED: Dallas' sixth-round selection (165th overall) in the 2011 NHL Draft

NOTES

Scored 85 points (40-45=85) in 72 games during the 2012-13 season with Saskatoon (WHL) and amassed a +32 plus/minus rating with 88 penalty minutes... In 2011-12, skated in 70 games with Saskatoon and led the club in scoring with 81 points (39-42=81) along with 75 penalty minutes.

CAREER STATS

REGULAR SEASON										PLAYOFFS				
YEAR	TEAM	LEAGUE	GP	G	A	PTS	PIM	+/–		GP	G	A	PTS	PIM
2010-11	Saskatoon	WHL	71	14	12	26	53	13		10	3	6	9	8
2011-12	Saskatoon	WHL	70	39	42	81	75	6		4	1	1	2	2
2012-13	Saskatoon	WHL	72	40	45	85	88	32		4	0	0	0	4



BRANDEN TROOCK



POSITION: RW | **SHOOTS:** R | **HT:** 6'3" | **WT:** 194
DOB: March 20, 1994 | **BIRTHPLACE:** Edmonton, Alberta
DRAFTED: Dallas' fifth-round selection (134th overall) in the 2012 NHL Draft

NOTES


Skated in 19 games for Seattle (WHL) last season, registering five goals, six assists for 11 points with 19 penalty minutes... Posted 26 points (14-12=26) in 2011-12 for Seattle, skating in 58 games and amassing 83 penalty minutes.

CAREER STATS

REGULAR SEASON										PLAYOFFS				
YEAR	TEAM	LEAGUE	GP	G	A	PTS	PIM	+/–		GP	G	A	PTS	PIM
2009-10	Seattle	WHL	9	2	4	6	4	2						
2011-12	Seattle	WHL	58	14	12	26	83	-16						
2012-13	Seattle	WHL	19	5	6	11	19	-5						



COLE ULLY



POSITION: LW | **SHOOTS:** L | **HT:** 5'11" | **WT:** 164

DOB: February 20, 1995 | **BIRTHPLACE:** Calgary, Alberta

DRAFTED: Dallas' fifth-round selection (131st overall) in the 2013 NHL Draft

NOTES


Ranked fifth on Kamloops (WHL) scoring with 50 points (22-28=50) in 62 regular season contests in 2012-13... Finished the season with a +27 plus/minus rating, which ranked fifth on the club... During the 2013 WHL Playoffs, notched eight points (1-7=8) with four penalty minutes.

CAREER STATS

REGULAR SEASON										PLAYOFFS				
YEAR	TEAM	LEAGUE	GP	G	A	PTS	PIM	+/-		GP	G	A	PTS	PIM
2010-11	Kamloops	WHL	1	0	1	1	0	0		--	--	--	--	--
2011-12	Kamloops	WHL	55	9	11	20	2	7		6	1	1	2	2
2012-13	Kamloops	WHL	62	22	28	50	37	27		15	1	7	8	4



TROY VANCE



POSITION: D | **SHOOTS:** R | **HT:** 6'4" | **WT:** 224

DOB: August 2, 1993 | **BIRTHPLACE:** Goshen, New York

DRAFTED: Dallas' fifth-round selection (135th overall) in the 2011 NHL Draft

NOTES

During the 2012-13 campaign, skated in 28 games with PEI (QMJHL) and scored eight points (1-7=8) and a +18 plus/minus rating... Scored four goals and 20 assists for 24 points in 2011-12 for Victoriaville (QMJHL)... In 17 play-off contests in 2011-12, notched two assists.

CAREER STATS

REGULAR SEASON										PLAYOFFS				
YEAR	TEAM	LEAGUE	GP	G	A	PTS	PIM	+/-		GP	G	A	PTS	PIM
2010-11	Philadelphia	EJHL	18	1	2	3	33	--		--	--	--	--	--
	Victoriaville	QMJHL	23	1	3	4	21	8		9	1	3	4	4
2011-12	Victoriaville	QMJHL	57	4	20	24	45	17		4	0	2	2	4
2012-13	Victoriaville	QMJHL	39	3	15	18	41	-6		--	--	--	--	--
	PEI Rocket	QMJHL	28	1	7	8	16	18		6	0	2	2	2



FRANCIS WATHIER



POSITION: LW | **SHOOTS:** L | **HT:** 6'4" | **WT:** 208
DOB: December 7, 1984 | **BIRTHPLACE:** St. Isidore, Ontario
DRAFTED: Dallas' sixth-round selection (185th overall) in the 2003 NHL Draft

NOTES


Has skated in 10 career NHL games, amassing five penalty minutes... Has spent his entire career with the Stars organization... Is the Texas Stars all-time franchise leader in goals, pp goals and shots... During the 2012-13 campaign with Texas (AHL), skated in 61 games with 20 points (4-16=20) and 77 penalty minutes.

CAREER STATS

REGULAR SEASON										PLAYOFFS				
YEAR	TEAM	LEAGUE	GP	G	A	PTS	PIM	+/-		GP	G	A	PTS	PIM
2005-06	Iowa	AHL	11	0	1	1	26	-1		--	--	--	--	--
2006-07	Iowa	AHL	57	14	3	17	78	-11		12	0	4	4	25
2007-08	Iowa	AHL	19	2	3	5	17	-2		--	--	--	--	--
2008-09	Iowa	AHL	77	6	10	16	127	0		--	--	--	--	--
2009-10	Texas	AHL	76	19	21	40	101	12		24	2	6	8	18
	Dallas	NHL	5	0	0	0	5	0		--	--	--	--	--
2010-11	Texas	AHL	68	19	16	35	78	-6		6	0	0	0	4
	Dallas	NHL	3	0	0	0	0	-2		--	--	--	--	--
2011-12	Texas	AHL	75	18	24	42	94	-4		--	--	--	--	--
	Dallas	NHL	1	0	0	0	0	0		--	--	--	--	--
2012-13	Texas	AHL	61	4	16	20	77	-1		9	1	0	1	4
	Dallas	NHL	1	0	0	0	0	0		--	--	--	--	--



MIKE WINTHER



POSITION: C | **SHOOTS:** L | **HT:** 6'0" | **WT:** 172
DOB: January 9, 1994 | **BIRTHPLACE:** Olds, Alberta
DRAFTED: Dallas' second-round selection (54th overall) in the 2012 NHL Draft

NOTES

Notched 50 points (22-28=50) with 61 penalty minutes with a +15 plus/minus rating during the 2012-13 season with Prince Albert (WHL)... In 2011-12, played in 71 games with Prince Albert, scoring 56 points (32-24=56) and leading his team in special teams goals (16 powerplay, 4 shorthanded).

CAREER STATS

REGULAR SEASON										PLAYOFFS				
YEAR	TEAM	LEAGUE	GP	G	A	PTS	PIM	+/-		GP	G	A	PTS	PIM
2010-11	Prince Albert	WHL	61	9	1	10	18	-11		4	0	0	0	2
2011-12	Prince Albert	WHL	71	32	24	56	59	-9		--	--	--	--	--
2012-13	Prince Albert	WHL	68	22	28	50	61	15		4	1	0	1	6



2013 NHL DRAFT SELECTIONS

Valeri Nichushkin - Right Wing (First Round, 10th Overall)

During the 2012-13 season, Nichushkin appeared in 18 games with Chelyabinsk (KHL) recording six points (4G-2A) and a +6 plus/minus rating. He also appeared in 25 playoff games for the club and notched nine points (6G-3A), reaching the KHL finals where they fell to Dynamo Moscow. The 6-foot-3, 196-pound native of Chelyabinsk, Russia, represented his home country at the 2013 World Junior Championship and finished with two points (1A-1G) in six games. He scored the game-winning goal in the bronze medal game against Canada.

Nichushkin recorded seven points (4G-3A) in six games at the 2013 Under-18 World Championship in Sochi, Russia. He was a member of the gold medal-winning Russian team at the 2012 Under-17 World Hockey Challenge, notching nine points (5G-4A) to finish second on the team and fifth overall in tournament scoring.

Jason Dickinson - Center (First Round, 29th Overall)

Dickinson appeared in 66 games for Guelph (OHL) during the 2012-13 season and recorded 47 points (18G-29A), leading the team with a +19 rating. The 6-foot-1, 179-pound native of Georgetown, Ontario skated in three games for Canada's gold medal-winning team at the 2013 Under-18 World Championships, recording one point before having his tournament cut short due to injury. During the 2011-12 campaign, he posted 35 points (13G-22A) in 63 games with Guelph and was named to the OHL's Second All-Team, closing the season with 31 points in his final 42 games.

Remi Elie - Left Wing (Second Round, 40th Overall)

During the 2012-13 season, Elie appeared in 65 games for London (OHL) recording 17 points (7G-10A) with 34 penalty minutes. During the 2013 OHL Playoffs, he recorded eight points (4G-4A) in 21 games and helped the Knights reach the Memorial Cup. The 6-foot-0, 203-pound native of Cornwall, Ontario, skated with Hawkesbury (CCHL) in 2011-12, skating in 59 games with 46 points (21G-25A).

Philippe Desrosiers - Goaltender (Second Round, 54th Overall)

Desrosiers backstopped Rimouski (QMJHL) in 43 games with a 22-8-5 record in 2012-13, posting a .900 save percentage (SV%) and a 3.07 goals against average (GAA). He appeared in four games during the QMJHL Playoffs with a 2-2 record with an .892 SV% and a 2.26 GAA. The 6-foot-1, 182-pound native of Saint-Hyacinthe, Quebec, posted a perfect record (5-0) at the 2013 Under-18 World Junior Championship helping lead Team Canada to the gold medal. Desrosiers finished the tournament with a .970 SV% and 0.80 GAA, including a 33-save performance against the United States in the gold medal game.

Nicklas Hansson - Defenseman (Third Round, 68th Overall)

Hansson, 26, played junior hockey last season in Sweden, appearing in 39 games for Rogle (SEL), recording 23 points (3G-20A) with 47 penalty minutes and a +26 rating. The 6-foot, 163-pound defenseman from Helsingborg, Sweden, split time in the 2012-13 campaign between four levels of the Rogle club, tallying a total of 29 points (6G-23A) in 55 games.

Nicholas Paul - Left Wing (Fourth Round, 101st Overall)

Paul appeared in 66 games during the 2012-13 campaign for Brampton (OHL), recording 28 points (12G-16A) with 21 penalty minutes. During the 2013 OHL Playoffs, the 6-foot-2, 202-pound forward from Mississauga, Ontario, notched one assist in five games. Paul tallied seven multi-point games during the 2012-13 regular season, including a hat trick against Mississauga on Dec. 31. In the 2011-12 season, Paul skated in nine games for Mississauga (OJHL) and posted five points (3G-2A).

Cole Ullly - Left Wing (Fifth Round, 131st Overall)

Ullly finished the 2012-13 season ranked fifth on the Kamloops Blazers (WHL) with 50 points (22G-28A) in 62 regular season games. He finished the season a +27 rating, also good for fifth on the team. During the 2013 WHL Playoffs, Ullly notched eight points (1G-7A) with four penalty minutes. The 5-foot-11, 164-pound forward played the last three seasons for the Blazers, compiling 71 points (31G-40A) with a +34 rating in 118 total games. Ullly, a native of Calgary, Alberta, has appeared in 21 career WHL playoff games with 10 points (2G-8A) and six penalty minutes.

Matej Paulovic - Left Wing (Fifth Round, 149th Overall)

Paulovic played junior hockey last season in Sweden, skating in 34 games in 2012-13 for Farjestad Jr. He 6-foot-3, 187-pound forward from Slovakia registered 17 points (6G-12A) in 34 games with Farjestad Jr. He split time between three levels of the Farjestad club in 2012-13, notching 24 points (8G-16A) in 42 total contests. He also represented the Slovakian U-18 team, recording four points (1G-3A) in nine games.

Aleksi Makela - Defenseman (Seventh Round, 182nd Overall)

Makela appeared in seven contests with Ilves (SM-liiga), recording two points (1G-1A) in 2012-13. The 6-foot-2, 190-pound blueliner appeared in three levels for the Ilves club, tallying 28 points (9G-19A) in 52 total contests. He spent the majority of the season with the club's U-20 team, picking up 17 points (8G-9A) in 37 games. Makela was ranked 96th amongst European skaters by NHL Central Scouting.



DRAFT HISTORY

YEAR	POS	RD	#	FROM
2013				
Valeri Nichushkin	RW	1	10	Chelyabinsk
Jason Dickinson	C	1	29	Guelph
Remi Elie	LW	2	40	London
Philippe Desrosiers	G	2	54	Rimouski
Niklas Hansson	D	3	68	Rogle Jr.
Nicholas Paul	LW	4	101	Brampton
Cole Ully	LW	5	131	Kamloops
Matej Paulovic	LW	5	149	Farjestad
Aleksi Makela	D	7	182	Ilves Jr.
2012				
Radek Faksa	C	1	13	Kitchener
Ludwig Bystrom	D	2	43	Modo Jr.
Mike Winther	C	2	54	Prince Albert
Devin Shore	C	2	61	Whitby
Esa Lindell	D	3	74	Jokerit Jr.
Gemel Smith	C	4	104	Owen Sound
Branden Troock	RW	5	134	Seattle
Henri Kivihaio	G	5	144	Kalpa Jr.
Dmitry Sinityn	D	7	183	U. Mass-Lowell
2011				
Jameson Oleksiak	D	1	14	Northeastern
Brett Ritchie	RW	2	44	Sarnia
Emil Molin	C	4	105	Brynas Jr.
Troy Vance	D	5	135	Victoriaville
Matej Stransky	RW	6	165	Saskatoon
Jyrki Jokipakka	D	7	195	Ilves Tampere
2010				
Jack Campbell	G	1	11	U.S. Natl. U-17
Patrik Nemeth	D	2	41	AIK
Alexander Guptill	LW	3	77	Orangeville
Alex Theriau	D	4	109	Everett
John Klingberg	D	5	131	Frolunda HC
2009				
Scott Glennie	C	1	8	Brandon
Alex Chiasson	RW	2	38	Des Moines
Reilly Smith	RW	3	69	St. Michaels
Tomas Vincour	C	5	129	Edmonton
Curtis McKenzie	LW	6	159	Penticton
2008				
Tyler Beskorowany	G	2	59	Owen Sound
Scott Winkler	C	3	89	Russell Stover
Philip Larsen	C	5	149	Frolunda
Matthew Tassone	C	6	176	Swift Current
Mike Bergin	D	7	209	Smiths Falls
2007				
Nico Sacchetti	C	2	50	Virginia HS
Sergei Korostin	RW	3	64	Dynamo Mosc.
Colton Sceviour	RW	4	112	Portland
Austin Smith	RW	5	128	The Guntery
Jamie Benn	LW	5	129	Victoria
Ondrej Roman	C	5	136	Spokane
Michael Neal	LW	5	149	Belleville
Luke Gazdic	LW	6	172	Erie
2006				
Ivan Vishnevskiy	D	1	27	Rouyn-Noranda
Aaron Snow	LW	3	90	Brampton
Richard Bachman	G	4	120	Cushing HS
David McIntyre	C	5	138	Newmarket
Max Warn	LW	5	150	IFK Helsinki
2005				
Matt Niskanen	D	1	28	Virginia HS
James Neal	LW	2	33	Plymouth
Richard Clune	LW	3	71	Sarnia
Perttu Lindgren	C	3	75	Ilves Jr.
Tom Wandell	F	5	146	Sodertalje Jr.
Matt Watkins	F	5	160	Vernon
Pat McGann	G	7	223	Team Illinois
2004				
Mark Fistic	D	1	28	Vancouver
Johan Fransson	D	2	34	Lulea
Raymond Sawada	RW	2	52	Nanaimo
Niklas Grossmann	D	2	56	Sodertalje Jr.

YEAR	POS	RD	#	FROM
2004				
John Lammers	LW	3	86	Lethbridge
Fredrik Naslund	RW	4	104	Vasteras
Trevor Ludwig	D	6	183	Texas NAHL
Sergei Kukushin	W	7	218	Minsk Jr.
Lukas Vomela	D	8	248	Budejovice
Matt McKnight	W	9	280	Camrose
2003				
Loui Eriksson	LW	2	33	Frolunda Jr.
Vojtech Polak	W	2	36	Karlovy Vary
B.J. Crombeen	RW	2	54	Barrie
Matt Nickerson	D	3	99	Texas NAHL
Alexander Naurov	W	4	134	Yaroslavl Jr.
Eero Kilpelainen	G	5	144	Kalpa Jr.
Gino Guyer	C	5	165	U. Minnesota
Francis Wathier	LW	6	185	Hull
Drew Bagnall	D	6	195	Battlefords
Elias Granath	D	6	196	Leksand Jr.
Niko Vaino	D	8	259	Jokerit Jr.
2002				
Martin Wagner	D	1	26	Hull
Janos Vas	LW	2	32	Malmö Jr.
Tobias Stephan	G	2	34	Chur
Manius Holtet	C	2	42	Farjestad Jr.
Trevor Daley	D	2	43	Sault Ste. Marie
Geoff Waugh	D	3	78	Kindersley
Jarkko Immonen	C	4	110	Blues Jr.
David Bararuk	LW	5	147	Moose Jaw
Kirill Sidorenko	C	6	180	Kurgan
Bryan Hamm	D	7	210	Peterborough
Tuomas Mikkonen	LW	8	243	Jyväskylä
Ned Havern	LW	9	273	Boston College
2001				
Jason Bacashihua	G	1	26	Chicago NAHL
Yared Hagos	C	3	70	AIK Sweden
Anthony Aquino	RW	3	92	Merrimack
Daniel Volrab	C	4	126	Sparta
Mike Smith	G	5	161	Sudbury
Michal Blazek	D	6	167	Vesin Jr.
Jussi Jokinen	F	6	192	Karpis Jr.
Marco Rosa	C	8	255	Merrimack
Dale Sullivan	RW	9	265	Hull
Marek Tomica	C	9	285	Slavia
2000				
Steve Ott	LW	1	25	Windsor
Dan Ellis	G	2	60	Omaha
Joel Lundqvist	C	3	68	Frolunda
Alexei Tereschenko	C	3	91	Dynamo Mosc.
Vadim Khomitski	D	4	123	HC Moscow
Ruslan Bernikov	RW	5	139	Khabarovsk
Artem Chernov	C	5	162	Novokuznetsk
Ladislav Vlcek	LW	6	192	Kladno
Marco Tuokko	C	7	219	TPS
Antti Miettinen	C	7	224	Hameenlinna
1999				
Michael Ryan	C	2	32	Boston Col. HS
Dan Jancevski	D	2	66	London
Mathias Tjarnqvist	C	3	96	Rogle Sweden
Jeff Bateman	C	4	126	Brampton
Gregor Baumgartner	C	5	156	Acadie-Bathurst
Justin Cox	RW	6	184	Prince George
Brett Draney	LW	6	186	Kamloops
Jeff MacMillan	D	7	215	Oshawa
Brian Sullivan	D	8	243	Thayer Academy
Jamie Chamberlain	RW	9	265	Peterborough
Mihail Donika	D	9	272	Yaroslavl Russia
1998				
John Erskine	D	2	39	London
Tyler Bouck	RW	2	57	Prince George
Gabriel Karlsson	C	3	86	HV71 Jr.
Pavel Patera	LW	6	153	AIK Sweden
Niko Kapanen	C	6	173	Hameenlinna
Scott Perry	C	7	200	Boston Univ.

DRAFT HISTORY

YEAR	POS	RD	#	FROM
1997				
Brenden Morrow	LW	1	25	Portland
Roman Lyashenko	C	2	52	Yaroslavl
Steven Gainey	C	3	77	Kamloops
Marcus Kristoffersson	D	4	105	MoDo
Teemu Elomo	LW	5	132	TPS
Alexei Timkin	LW	6	160	Yaroslavl
Jeff Mc KERcher	D	7	189	Barrie
Alexei Komarov	D	8	216	Yaroslavl
Brett McLean	C	9	242	Kelowna

1996				
Richard Jackman	D	1	5	Sault Ste. Marie
Jon Sim	C	3	70	Sarnia
Mike Hurley	RW	4	90	Tri-City
Ryan Christie	LW	5	112	Owen Sound
Evgeny Tsyboul	D	5	113	Yaroslavl
Eoin McInerney	G	7	166	London
Joel Kwiatkowski	D	8	194	Prince George
Nick Bootland	LW	9	213	Guelph

1995				
Jarome Iginla	RW	1	11	Kamloops
Patrick Cote	LW	2	37	Beaumont
Petr Buzek	D	3	63	Dukla Jihlava
Sergey Gusev	D	3	69	Mayak Samara
Wade Strand	D	5	115	Regina
Dominic Marleau	D	6	141	Victoriaville
Jeff Dewar	RW	7	173	Moose Jaw
Anatoli Koveshnikov	LW	8	193	Sokol Kiev
Sergei Luchinkin	LW	8	202	Dynamo Moscow
Steve Lowe	C	9	219	Sault Ste. Marie

1994				
Jason Botterill	LW	1	20	U. Michigan
Lee Jinman	C	2	46	North Bay
Jamie Wright	LW	4	98	Guelph
Marty Turco	G	5	124	Cambridge Jr. B
Evgeny Petrochinn	D	6	150	Spartak
Marty Fliche	RW	9	228	Tacoma
Jimmy Roy	C	10	254	Thunder Bay
Chris Szysky	RW	11	280	Swift Current

1993				
Todd Harvey	C	1	9	Detroit
Jamie Langenbrunner	C	2	35	Cloquet HS
Chad Lang	G	4	87	Peterborough
Rick Mrozik	D	6	136	Cloquet HS
Per Svartvadet	LW	6	139	MoDo
Jeremy Stasiuk	RW	7	165	Spokane
Rob Lurtsema	LW	8	191	Burnsville HS
Jordan Willis	G	10	243	London
Bill Lang	RW	10	249	North Bay
Cory Peterson	D	11	269	Jefferson HS

1992				
Jarkko Varvio	RW	2	34	HPK
Jeff Bes	C	3	58	Guelph
Jere Lehtinen	RW	4	88	Espoo
Michael Johnson	D	6	130	Ottawa
Kyle Peterson	C	7	154	Thunder Bay
Juha Lind	C	8	178	Jokerit
Lars Edstrom	LW	9	202	Lulea
Jeff Romfo	C	10	226	Blaine HS
Jeffrey Moen	G	11	250	Roseville

1991				
Richard Matvichuk	D	1	8	Saskatoon
Mike Torchia	G	4	74	Kitchener
Mike Kennedy	LW	5	97	Univ. of B.C.
Mark Lawrence	RW	6	118	Detroit Amb.
Geoff Finch	G	7	137	Brown Univ.
Michael Burkett	LW	8	174	Michigan St.
Derek Herlofsky	G	9	184	St. Paul Jr. A
Tom Nemeth	LW	10	206	Cornwall
Shayne Green	RW	11	228	Kamloops
Jukka Suomalainen	D	12	250	Grifka

1990				
Derian Hatcher	D	1	8	North Bay
Laurie Billeck	D	3	50	Prince Albert
Cal McGowan	C	4	70	Kamloops
Frank Kovacs	LW	4	71	Regina Pats

YEAR	POS	RD	#	FROM
1990				
Enrico Ciccone	D	5	92	Trois-Rivieres
Roman Turek	G	6	113	Czech Nat. Jr.
Jeff Levy	G	7	134	Rochester
Doug Barrault	RW	8	155	Lethbridge
Joe Biondi	C	9	176	Minn.-Duluth
Troy Binnie	RW	10	197	Ottawa
Ole Dahlstrom	C	11	218	Furuset
John McKersie	G	12	239	W. Madison HS

1989				
Doug Zmolek	D	1	8	Rochester JM
Mike Craig	RW	2	28	Oshawa 67's
Murray Garbutt	C	3	60	Medicine Hat
Jean-Francois Quintin	C	4	75	Shawinigan
Pat MacLeod	D	5	87	Kamloops
Bryan Schoen	G	5	91	Minnesota HS
Rhys Hollyman	D	5	97	Miami of Ohio
Scott Cashman	G	6	112	Kanata BCJHL
Jonathon Pratt	C	8	154	Pingree Prep
Kenneth Blum	C	9	175	St. Joseph's HS
Arturs Irbe	G	10	196	Dynamo Riga
Tom Pederson	D	11	217	Univ. of Minn.
Helmut Balderis	RW	12	238	Did not play

1988				
Mike Modano	C	1	1	Prince Albert
Link Gaetz	D	2	40	Spokane
Shaun Kane	D	3	43	Springfield
Jeffrey Stolp	G	4	64	Greenway HS
Ken MacArthur	D	8	148	Univ. of Denver
Travis Richards	D	9	169	Armstrong HS
Ari Matilainen	RW	10	190	Assat Pori
Grant Bischoff	LW	11	211	Univ. of Minn.
Trent Andison	LW	12	232	Cornell

1987				
Dave Archibald	C	1	6	Portland
Scott McCrady	D	2	35	Medicine Hat
Kevin Kaminski	C	3	48	Saskatoon
John Weisbrod	C	4	73	Choate Prep
Teppo Kivela	C	5	88	Jokerit
D'arcy Norton	LW	6	109	Kamloops
Timo Kulonen	D	7	130	Kalpa
Don Schmidt	D	8	151	Kamloops
Jarmo Myllys	G	9	172	Lukko
Larry Olimb	D	10	193	Warroad (MN)
Mark Felicio	G	11	214	Northwood Prep
Dave Shields	C	12	235	Univ. of Denver

1986				
Warren Babe	LW	1	12	Lethbridge
Neil Wilkinson	D	2	30	Selkirk
Dean Kolstad	D	2	33	Prince Albert
Rick Bennett	LW	3	54	Wilbraham Prep
Rob Zettler	D	3	55	Sault Ste. Marie
Brad Turner	D	3	58	Calgary Midget
Kirk Tomlinson	C	4	75	Hamilton
Jari Gronstrand	C	5	96	Tappara
Scott Mathias	C	8	159	Univ. of Denver
Lance Pitlick	D	9	180	Cooper HS
Dan Kecmer	D	10	201	Detroit
Garth Joy	D	11	222	Hamilton
Kurt Stahura	LW	12	243	Williston


1985				
Stephane Roy	C	3	51	Grandy Bisons
Mike Berger	D	4	69	Lethbridge
Dwight Mullins	C	5	90	Lethbridge
Michael Mallowney	D	6	111	Deerfield Acad.
Michael Kelfer	G	7	132	St. John's Prep
Ross Johnson	C	8	153	Rochester Mayo
Tim Helmer	C	9	174	Ottawa 67's
Gordon Ernst	C	10	195	Cranston E. HS
Ladislav Lubina	LW	11	216	Parbudice
Tommy Sjodin	D	12	237	Timra

1984				
David Quinn	D	1	13	Kent HS
Ken Hodge	C	3	46	St. John's Prep
Miroslav Maly	D	4	76	Bayreuth
Jiri Poner	RW	5	89	Landshut
Kari Takko	G	5	97	Finnish Oly

DRAFT HISTORY

YEAR	POS	RD	#	FROM	YEAR	POS	RD	#	FROM
1984					1977				
Gary McColgan	LW	6	118	Oshawa	Brad Maxwell	D	1	7	New Westminster
Vladimir Kyhos	D	7	139	Litinov	Dave Semenko	LW	2	25	Brandon
Darin McClinnis	G	8	160	Kent HS	Kevin McCloskey	D	4	61	Calgary
Duane Wahlin	RW	9	181	Johnson HS	Robert Parent	D	5	79	Kingston
Michael Orr	C	10	201	Stillwater HS	Jamie Gallimore	RW	6	97	Kamloops
Tom Terwilliger	D	11	222	Edina HS	Jean-Pierre Sanvido	G	7	115	Trois Rivières
Mike Nightengale	D	12	242	Simley HS	Greg Tebbutt	D	8	130	Regina
					Keith Hanson	D	9	145	Austin, MN
1983					1976				
Brian Lawton	C	1	1	Mt. St. Charles	Glen Sharpley	C	1	3	Hull
Malcolm Parks	RW	2	36	St. Albert Tier II	Jim Roberts	LW	2	31	Ottawa
Frantisek Musil	D	2	38	Czech Natl.	Don Jackson	D	3	39	Notre Dame
Mitch Messier	C	3	57	Notre Dame	Ron Zanussi	RW	3	51	London
Brian Durand	C	4	78	Cloquet HS	Mike Fedorko	D	4	57	Hamilton
Rich Geist	C	5	99	St. Paul Acad.	Phil Verchota	C	5	75	Univ. of Minn.
Tom McComb	D	6	120	Mt. St. Charles	Dave Delich	C	6	93	Colorado Coll.
Sean Toomey	C	7	141	Cretin HS	Jeff Barr	D	7	110	Michigan St.
Don Biggs	C	8	161	Oshawa					
Paul Pulis	RW	9	183	Hibbing HS					
Milos Riha	LW	10	204	Czech					
Oldrich Valek	RW	11	221	Czech Natl.	1975				
Paul Roff	RW	12	246	Edina HS	Bryan Maxwell	D	1	4	Medicine Hat
					Paul Harrison	G	3	40	Oshawa
1982					Alex Pirus	RW	3	41	Notre Dame
Brian Bellows	RW	1	2	Kitchener	Steve Jensen	LW	4	58	Michigan Tech
Wally Chapman	C	3	59	Edina HS	David Norris	LW	5	76	Hamilton
Bob Rouse	D	4	80	Billings	Greg Clause	RW	6	94	Hamilton
Dusan Pasek	C	4	81	Bratislava	Francois Robert	D	7	112	Sherbrooke
Marty Wiitala	C	5	101	Superior HS	Dean Magee	LW	8	130	Colorado Coll.
Todd Carlie	D	6	122	North St. Paul	Terry Angel	RW	9	147	Oshawa
Viktor Zhlukov	LW	7	143	CSKA Moscow	Michael Blais	D	10	163	Kingston
Paul Miller	D	8	164	Crookston HS	Earl Sargent	RW	11	177	Fargo, ND
Pat Micheletti	C	9	185	Hibbing HS	Gilles Cloutier	G	12	190	Shawinigan
Arnold Kadlec	D	10	206	CHZ Litomerice					
Scott Knutson	C	11	227	Warroad HS	1974				
					Doug Hicks	D	1	6	Flin Flon
1981					Rich Nantais	LW	2	24	Quebec
Ron Meighan	D	1	13	Niagara Falls	Pete LoPresti	G	3	42	Univ. of Denver
Dave Donnelly	C	2	27	St. Albert, Alta.	Kim MacDougall	D	4	60	Regina
Mike Sands	G	2	31	Sudbury	Ron Ashton	LW	5	78	Saskatoon
Tom Hirsch	D	2	33	Patrick Henry HS	John Sheridan	C	6	96	Univ. of Minn.
Dave Preuss	RW	2	34	St. Thomas Acad.	Dave Heitz	G	7	114	Fargo, ND
Jali Wahlsten	LW	2	41	TPS Finland	Roland Eriksson	C	8	131	Tunabro
Terry Tait	LW	4	69	Sault Ste. Marie	Dave Staffen	C	9	148	Ottawa
Jim Malwitz	C	4	76	Grand Rapids	Brian Anderson	D	10	164	New Westminster
Kelly Hubbard	D	5	97	Portland	Duane Bray	D	11	179	Flin Flon
Paul Guay	RW	6	118	Mt. St. Charles	Don Hay	RW	12	193	New Westminster
Jim Archibald	RW	7	139	Moose Jaw	Brian Holderness	G	13	205	Saskatoon
Kari Kanervo	C	8	160	TPS	Frank Taylor	D	14	215	Brandon
Scott Bjugstad	C	9	181	Univ. of Minn.	Jeff Hymanson	D	15	222	St. Cloud, MN
Steve Kudebeh	G	10	202	Breck HS					
1980					1973				
Brad Palmer	LW	1	16	Victoria	Blake Dunlop	C	2	18	Ottawa
Don Beaupre	G	2	37	Sudbury	John Rogers	RW	2	25	Edmonton
Randy Velischek	D	3	53	Providence Coll.	Rick Chinnick	RW	3	41	Peterborough
Mark Huglen	D	4	79	Roseau HS	Tom Colley	C	4	57	Sudbury
David Jensen	D	5	100	Univ. of Minn.	Lowell Ostlund	D	5	73	Saskatoon
Dan Zavarise	D	6	121	Cornwall	David Lee	LW	6	89	Ottawa
Bill Stewart	RW	7	142	Univ. of Denver	Lou Nistico	C	7	105	London
Jeff Walters	RW	8	163	Peterborough	George Beveridge	D	8	121	Kitchener
Bob Lakso	LW	9	184	Aurora-Hoyt HS	Jim Johnston	G	9	136	Peterborough
Dave Richter	D	10	205	Univ. of Michigan	Sam Clegg	C	10	152	Medicine Hat
					Russ Wiechnik	C	11	161	Calgary
					Max Hansen	LW	11	163	Sudbury
1979									
Craig Hartsburg	D	1	6	Sault Ste. Marie	1972				
Tom McCarthy	LW	1	10	Oshawa	Jerry Byers	LW	1	12	Kitchener
Neal Broten	C	2	42	Univ. of Minn.	Terry Ryan	C	3	44	Hamilton
Kevin Maxwell	C	3	63	U. of N. Dakota	Tom Thomson	D	4	60	Toronto
Jim Dobson	RW	5	90	Portland	Chris Ahrens	D	5	76	Kitchener
Brian Gualazzi	RW	6	111	Sault Ste. Marie	Steve West	C	6	92	Oshawa
					Chris Meloff	D	7	108	Kitchener
1978					Scott MacPhail	RW	8	116	Montreal Jr.
Bobby Smith	C	1	1	Ottawa	Bob Lundeen	D	8	124	Univ. of Wisc.
Steve Payne	LW	2	19	Ottawa	Glen Mikkelsen	RW	9	140	Brandon
Steve Christoff	LW	2	24	Univ. of Minn.	Steve Lyon	D	10	145	Peterborough
Curt Giles	D	4	54	Minn.-Duluth	Juri Kudrovov	C	10	147	Kitchener
Roy Kerling	C	5	70	Cornell	Marcel Comeau	C	10	148	Edmonton
Bob Bergloff	D	6	87	Univ. of Minn.					
Kim Spencer	D	7	104	Victoria					
Mike Cotter	D	8	121	Bowling Green					
Brent Gogol	RW	9	138	Billings					
Mark Seide	LW/D	10	155	Bloomington, MN					

YEAR	POS	RD	#	FROM
1971				
Rod Norrish	LW	2	21	Regina
Ron Wilson	D	3	35	Flin Flon
Mike Legge	LW	4	49	Winnipeg
Brian McBratney	D	5	63	St. Catharines
Al Globensky	D	6	77	Montreal Jr.
Bruce Abbey	D	7	91	Peterborough
Russ Frieson	LW	8	105	Hamilton
Mike Antonovich	C	12	113	Univ. of Minn.
Richard Coutu	G	15	117	Rosemount
1970				
Buster Harvey	D	2	17	Hamilton
Fred Barrett	D	2	20	Toronto
Dennis Patterson	D	3	34	Peterborough
Dave Cressman	LW	4	48	Kitchener
Henry Lehvonen	D	5	62	Kitchener
Murray McNeill	LW	6	76	Calgary
Gary Geldart	D	7	89	London
Mickey Donaldson	LW	8	101	Peterborough
1969				
Dick Redmond	D	1	5	St. Catharines
Dennis O'Brien	D	2	14	St. Catharines
Gilles Gilbert	G	3	25	London
Fred O'Donnell	RW	4	37	Oshawa
Pierre Jutras	LW	5	49	Shawinigan
Bob Walton	C	6	61	Niagara Falls
Rick Thompson	D	7	72	Niagara Falls
Cal Russell	RW	8	78	Hamilton
1968				
Jim Benzelock	RW	1	5	Winnipeg
Marc Rioux	C	2	15	Verdun
Glen Lindsay	G	3	22	Saskatoon
1967				
Wayne Cheesman	LW	1	4	Whitby Jr. B
Jacques Joubert	C	1	10	Boston Univ.
1991				
Dan O'Shea	F	2	12	St. Cloud State
1990				
Rod Houk	G	1	13	Regina
1989				
Jamie Loewen	G	2	12	Univ. of Alaska
1988				
Mike McHugh	LW	1	1	Univ. of Maine
David Schofield	D	2	6	Merrimack Coll.
1987				
Shawn Chambers	D	1	4	Univ. of Alaska
Rick Boh	C	2	25	Colorado Coll.





2013-14

OPPONENTS

ALL-TIME RECORDS VS. OPPONENTS

TOTAL						HOME					ROAD				
TEAM	GP	W	L	T	OL	GP	W	L	T	OL	GP	W	L	T	OL
Anaheim	107	64	29	5	9	54	38	11	2	3	53	26	18	3	6
Boston	127	30	74	23	0	64	20	31	13	0	63	10	43	10	0
Buffalo	112	41	52	17	2	57	28	22	6	1	55	13	30	11	1
Calgary	155	61	62	25	7	78	39	23	11	5	77	22	39	14	2
Carolina	69	38	25	6	0	33	21	10	2	0	36	17	15	4	0
Chicago	253	98	120	31	4	128	61	49	16	2	125	37	71	15	2
Colorado	113	50	47	12	4	56	31	17	5	3	57	19	30	7	1
Columbus	47	31	11	0	5	23	15	6	0	2	24	16	5	0	3
Detroit	243	102	105	34	2	121	58	43	18	2	122	44	62	16	0
Edmonton	120	62	40	15	3	60	35	17	7	1	60	27	23	8	2
Florida	25	11	8	3	3	12	4	4	2	2	13	7	4	1	1
Los Angeles	219	105	72	32	10	110	64	31	13	2	109	41	41	19	8
Minnesota	47	30	14	1	2	24	19	3	1	1	23	11	11	0	1
Montreal	123	32	70	21	0	62	19	31	12	0	61	13	39	9	0
Nashville	55	31	21	1	2	27	19	7	0	1	28	12	14	1	1
New Jersey	98	50	39	9	0	50	30	14	6	0	48	20	25	3	0
NY Islanders	102	37	47	16	2	50	19	22	8	1	52	18	25	8	1
NY Rangers	130	39	68	22	1	64	21	31	11	1	66	18	37	11	0
Ottawa	26	16	8	0	2	14	9	5	0	0	12	7	3	0	2
Philadelphia	141	38	70	32	1	70	28	25	16	1	71	10	45	16	0
Phoenix	161	80	62	13	6	81	40	30	9	2	80	40	32	4	4
Pittsburgh	134	57	63	12	2	68	38	22	6	2	66	19	41	6	0
St. Louis	263	100	116	43	4	131	63	44	22	2	132	37	72	21	2
San Jose	111	58	42	5	6	55	26	21	4	4	56	32	21	1	2
Tampa Bay	30	19	8	3	0	14	8	5	1	0	16	11	3	2	0
Toronto	204	89	86	28	1	100	52	36	11	1	104	37	50	17	0
Vancouver	173	81	67	22	3	87	46	29	12	0	86	35	38	10	3
Washington	87	42	27	16	2	44	23	11	8	2	43	19	16	8	0
Winnipeg	14	11	2	0	1	7	6	1	0	0	7	5	1	0	1
Defunct	65	29	24	12	0	33	19	8	6	0	32	10	16	6	0
Totals	3554	1532	1479	459	84	1777	899	609	228	41	1777	633	870	231	43



ANAHEIM DUCKS

PACIFIC DIVISION | WEST

2012-13 RECORD: 30-12-6, 2ND WEST

STARS VS DUCKS

2012-13 POINTS LEADER

Ryan Getzlaf (15-34=49)

LONGEST STREAKS

Dallas Win: 9 games

Dec. 22, 1993 - March 28, 1996

Anaheim Win: 3 games (3 times)

Last: March 14, 2013 - April 3, 2013

Dallas Undefeated: 9 games

Dec. 22, 1993 - March 28, 1996 (9-0-0)

Anaheim Undefeated: 4 games (4 times)

Last: March 29, 2010 - Nov. 12, 2010 (3-0-1)

MOST GOALS IN A GAME

By Dallas: 9, Feb. 1, 1995 (9-2 W)

By Anaheim: 6, Jan. 25, 2002 (1-6 L)

Combined: 11, Feb. 1, 1995 (9-2 W)

LAST SHUTOUT

By Dallas: March 10, 2012 (2-0 W, Lehtonen)

By Anaheim: April 1, 2013 (0-4 L, Fasth)

OT/SHOOTOUT/PENALTY SHOT

OT Record vs. ANA: 3-2-5

Shootout Record vs. ANA: 4-4

Last Penalty Shot vs. ANA: Benn, Nov. 12, 2010 (Hiller), Unsuccessful

LAST HAT TRICK

By Dallas: Eriksson, Dec. 31, 2009

By Anaheim: Koivu, Jan. 10, 2012

2013-14 SCHEDULE VS DUCKS

Oct. 20 at Anaheim

Nov. 26 vs. Anaheim

Feb. 1 at Anaheim

**Note: All records reflect full franchise histories*

DUCKS INFORMATION

Founded - 1993-94

Home Arena - Honda Center

Stanley Cups - 2007

Exec. VP and General Manager - Bob Murray

Head Coach - Bruce Boudreau

Assistant Coaches - Bob Woods, Brad Lauer, Scott Niedermayer

Goaltending Consultant - Dwayne Roloson

P.R. Representatives - Alex Gilchrist, Steve Hoem, Lauren O'Gorman

TV Play-By-Play - John Ahlers

TV Color Analyst - Brian Hayward

Radio Play-By-Play - Steve Carroll

Radio Color Analyst - Dan Wood

YEAR BY YEAR

YEAR	HOME	ROAD	TOT	GF-GA
1993-94	1-1-0	1-2-0	2-3-0	15-17
1994-95	2-0-0	2-0-0	4-0-0	19-13
1995-96	2-0-0	1-1-0	3-1-0	14-9
1996-97	2-0-0	1-1-0	3-1-0	12-9
1997-98	2-0-0	1-1-0	3-1-0	16-5
1998-99	2-0-1	2-1-0	4-1-1	19-12
1999-00	2-1-0	1-2-0	3-3-0	15-17
2000-01	3-0-0	2-0-0	5-0-0	20-5
2001-02	0-2-0	1-1-1	1-3-1	10-15
2002-03	2-1-0	1-0-1	3-1-1	13-8
2003-04	2-0-1	0-2-1	2-2-2	14-13
2004-05	-	-	-	-
2005-06	3-1-0	3-0-1	6-1-1	25-17
2006-07	3-1-0	1-2-1	4-3-1	16-21
2007-08	3-1-0	2-1-1	5-2-1	24-14
2008-09	1-1-1	2-0-1	3-1-2	19-15
2009-10	3-0-0	1-1-1	4-1-1	18-15
2010-11	1-1-1	1-1-1	2-2-2	16-21
2011-12	3-0-0	2-1-0	5-1-0	18-11
2012-13	1-1-1	1-1-0	2-2-1	9-12

**FRANCHISE
TOTALS**

38-11-5 26-18-9 64-29-14 315-244

BOSTON BRUINS

ATLANTIC DIVISION | EAST
2012-13 RECORD: 28-14-6, 4TH EAST



BRUINS INFORMATION

Founded - 1924-25

Home Arena - TD Garden

Stanley Cups - 1929, 1939, 1941, 1970, 1972, 2011

General Manager - Peter Chiarelli

Head Coach - Claude Julien

Assistant Coaches - Doug Houda, Geoff Ward,
Doug Jarvis

Goaltending Coach - Bob Essensa

P.R. Representatives - Matt Chmura,
Eric Tosi, Heidi Holland

TV Play-By-Play - Jack Edwards

TV Color Analyst - Andy Brickley

Radio Play-By-Play - Dave Goucher

Radio Color Analyst - Bob Beers

YEAR BY YEAR

YEAR	HOME	ROAD	TOT	GF-GA
1993-94	0-1-0	0-0-1	0-1-1	2-5
1994-95	-	-	-	-
1995-96	1-0-0	0-1-0	1-1-0	10-11
1996-97	1-0-0	0-1-0	1-1-0	8-7
1997-98	0-0-1	1-0-0	1-0-1	5-3
1998-99	1-0-0	1-0-0	2-0-0	9-2
1999-00	0-0-1	-	0-0-1	2-2
2000-01	1-0-0	1-0-0	2-0-0	9-4
2001-02	1-0-0	-	1-0-0	2-1
2002-03	-	0-0-1	0-0-1	5-5
2003-04	0-1-0	0-1-0	0-2-0	1-6
2004-05	-	-	-	-
2005-06	-	1-0-0	1-0-0	1-1
2006-07	-	-	-	-
2007-08	1-0-0	-	1-0-0	4-1
2008-09	-	0-1-0	0-1-0	1-5
2009-10	0-1-0	-	0-1-0	0-3
2010-11	-	0-1-0	0-1-0	3-6
2011-12	1-0-0	-	1-0-0	4-2
2012-13	-	-	-	-

**FRANCHISE
TOTALS** 20-31-13 10-43-10 30-74-23 335-496

STARS VS BRUINS

2012-13 POINTS LEADER

Brad Marchand (18-18=36)

LONGEST STREAKS

Dallas Win: 3 games (2 times)

Last: Jan. 6, 2001 - Dec. 31, 2001

Boston Win: 12 games

Dec. 23, 1984 - Feb. 27, 1988

Dallas Undefeated: 9 games

Nov. 12, 1997 - Feb. 25, 2003 (6-0-3)

Boston Undefeated: 16 games

March 22, 1970 - Feb. 7, 1973 (13-0-3)

MOST GOALS IN A GAME

By Dallas: 7 (2x), Last: March 24, 1990 (7-6 W)

By Boston: 10, Nov. 3, 1974 (1-10 L)

Combined: 13, March 24, 1990 (7-6 W)

LAST SHUTOUT

By Dallas: Jan. 6, 2001 (4-0 W, Turco)

By Boston: Oct. 16, 2009 (0-3 L, Thomas)

OT/SHOOTOUT/PENALTY SHOT

OT Record vs. BOS: 1-1-8

Shootout Record vs. BOS: 1-0

Last Penalty Shot vs. BOS: None

LAST HAT TRICK

By Dallas: Broten, March 24, 1990

By Boston: Courtnall, Feb. 27, 1988

2013-14 SCHEDULE VS BRUINS

Nov. 5 at Boston

Jan. 16 vs. Boston

**Note: All records reflect
full franchise histories*





BUFFALO SABRES

ATLANTIC DIVISION | EAST

2012-13 RECORD: 21-21-6, 12TH EAST

STARS VS SABRES

2012-13 POINTS LEADER

Thomas Vanek (20-21=41)

LONGEST STREAKS

Dallas Win: 6 games

March 12, 1991 - April 6, 1993

Buffalo Win: 5 games (5 times)

Last: Oct. 13, 2003 - March 10, 2010

Dallas Undeclared: 7 games

Feb. 13, 1991 - April 6, 1993 (6-0-1)

Buffalo Undeclared: 6 games (3 times)

Last: Nov. 17, 1979 - Jan. 14, 1981 (2-0-4)

MOST GOALS IN A GAME

By Dallas: 8 (2x), Last: Dec. 15, 1997 (8-4 W)

By Buffalo: 9 (2x), Last: Nov. 7, 1984 (6-9 L)

Combined: 15, Nov. 7, 1984 (6-9 L)

LAST SHUTOUT

By Dallas: Oct. 30, 2010 (4-0 W, Raycroft)

By Buffalo: Dec. 8, 1974 (0-5 L, Bromley)

OT/SHOOTOUT/PENALTY SHOT

OT Record vs. BUF: 1-1-6

Shootout Record vs. BUF: 0-2

Last Penalty Shot vs. BUF: Lehtinen, Oct. 7, 1997 (Hasek), Goal

LAST HAT TRICK

By Dallas: Young, March 8, 1983

By Buffalo: Savard, Nov. 19, 1978

2013-14 SCHEDULE VS SABRES

Oct. 28 at Buffalo

March 3 vs. Buffalo

**Note: All records reflect full franchise histories*

SABRES INFORMATION

Founded - 1970-71

Home Arena - First Niagara Center

Stanley Cups - None

General Manager - Darcy Regier

Head Coach - Ron Rolston

Assistant Coaches - Teppo Numminen, Joe Sacco

Goaltending Coach - Jim Corsi

P.R. Representatives - Michael Gilbert, Chris Bandura, Ian Ott, Marc Heintzman

Play-By-Play - Rick Jeanneret

Color Analyst - Rob Ray

YEAR BY YEAR

YEAR	HOME	ROAD	TOT	GF-GA
1993-94	0-1-0	1-0-0	1-1-0	7-7
1994-95	-	-	-	-
1995-96	1-0-0	0-1-0	1-1-0	4-2
1996-97	1-0-0	0-1-0	1-1-0	3-3
1997-98	1-0-0	1-0-0	2-0-0	12-6
1998-99	1-0-0	0-1-0	1-1-0	5-3
1999-00	0-1-0	-	0-1-0	1-3
2000-01	1-0-0	0-0-1	1-0-1	6-3
2001-02	1-0-0	-	1-0-0	4-3
2002-03	1-0-0	0-1-0	1-1-0	6-5
2003-04	-	0-1-0	0-1-0	3-4
2004-05	-	-	-	-
2005-06	-	0-1-0	0-1-0	3-4
2006-07	-	-	-	-
2007-08	0-1-0	-	0-1-0	1-2
2008-09	0-0-1	-	0-0-1	4-4
2009-10	-	0-1-0	0-1-0	3-5
2010-11	1-0-0	-	1-0-0	4-0
2011-12	-	0-0-1	0-0-1	2-2
2012-13	-	-	-	-

FRANCHISE

TOTALS 28-22-7 13-30-12 41-52-19 329-363



CALGARY FLAMES

PACIFIC DIVISION | WEST

2012-13 RECORD: 19-25-4, 13TH WEST



FLAMES INFORMATION

Founded - 1972-73**Home Arena** - Scotiabank Saddledome**Stanley Cups** - 1989**General Manager** - Jay Feaster**Head Coach** - Bob Hartley**Associate Coach** - Jacques Cloutier**Assistant Coach** - Martin Gelinas**Goaltending Coach** - Clint Malarchuk**P.R. Representatives** - Peter Hanlon,
Sean Kelso, Bernie Hargrave**TV Play-By-Play** - Rob Kerr**TV Color Analyst** - Charlie Simmer**Radio Play-By-Play** - Peter Maher

YEAR BY YEAR

YEAR	HOME	ROAD	TOT	GF-GA
1993-94	2-0-0	1-0-1	3-0-1	13-9
1994-95	0-1-1	1-1-0	1-2-1	8-14
1995-96	1-1-0	2-0-0	3-1-0	19-16
1996-97	1-0-1	1-1-0	2-1-1	11-10
1997-98	2-0-0	1-1-0	3-1-0	12-9
1998-99	1-0-1	1-1-0	2-1-1	8-6
1999-00	1-0-1	0-0-2	1-0-3	8-5
2000-01	0-1-1	1-1-0	1-2-1	11-11
2001-02	0-1-1	1-0-1	1-1-2	11-10
2002-03	1-0-1	0-0-2	1-0-3	9-7
2003-04	2-0-0	2-0-0	4-0-0	16-6
2004-05	-	-	-	-
2005-06	2-0-0	1-1-0	3-1-0	8-6
2006-07	2-0-0	0-2-0	2-2-0	11-11
2007-08	0-1-1	2-0-0	2-1-1	9-9
2008-09	1-1-0	1-1-0	2-2-0	8-6
2009-10	1-0-1	2-0-0	3-0-1	13-9
2010-11	0-0-2	0-2-0	0-2-2	11-16
2011-12	2-0-0	1-1-0	3-1-0	14-10
2012-13	1-1-0	0-1-0	1-2-0	11-14

FRANCHISE**TOTALS** 39-23-16 22-39-16 61-62-32 469-487

STARS VS FLAMES

2012-13 POINTS LEADERS

Cammalleri (13-19=32) / Stempniak (9-23=32)

LONGEST STREAKS**Dallas Win:** 6 games

Oct. 29, 2003 - Oct. 22, 2005

Calgary Win: 5 games

Oct. 15, 1991 - Oct. 31, 1992

Dallas Undefeated: 7 games

Jan. 5, 1985 - Jan. 29, 1987 (3-0-4)

Calgary Undefeated: 13 games

Jan. 29, 1987 - March 2, 1991 (9-0-4)

MOST GOALS IN A GAME**By Dallas:** 8 (2x), Last: Oct. 16, 1982 (8-4 W)**By Calgary:** 10, March 31, 1984 (3-10 L)**Combined:** 13, March 31, 1984 (3-10 L)**LAST SHUTOUT****By Dallas:** March 22, 2004 (4-0 W, Turco)**By Calgary:** March 9, 2006 (0-1 L, Kiprusoff)**OT/SHOOTOUT/PENALTY SHOT****OT Record vs. CGY:** 7-5-16**Shootout Record vs. CGY:** 2-2**Last Penalty Shot vs. CGY:** Roussel, March 18, 2013 (MacDonald), Unsuccessful**LAST HAT TRICK****By Dallas:** Guerin, Oct. 29, 2003**By Calgary:** Cammalleri, Feb. 13, 2013

2013-14 SCHEDULE VS FLAMES

Oct. 24 vs. Calgary

Nov. 14 at Calgary

March 14 vs. Calgary

*Note: All records reflect full franchise histories





CAROLINA HURRICANES

METROPOLITAN DIVISION | EAST

2012-13 RECORD: 19-25-4, 13TH EAST

STARS VS HURRICANES

2012-13 POINTS LEADER

Eric Staal (18-35=53)

LONGEST STREAKS

Dallas Win: 7 games

Oct. 11, 1979 - Feb. 14, 1981

Carolina Win: 5 games

March 21, 1987 - Nov. 12, 1988

Dallas Undefeated: 7 games (3 times)

Last: Feb. 25, 1996 - March 21, 1999 (6-0-1)

Carolina Undefeated: 5 games

March 21, 1987 - Nov. 12, 1988 (5-0-0)

MOST GOALS IN A GAME

By Dallas: 9, *Oct. 11, 1980 (9-3 W)*

By Carolina: 8, *March 26, 1988 (1-8 L)*

Combined: 15, *Oct. 11, 1980 (8-7 W)*

LAST SHUTOUT

By Dallas: *Nov. 23, 2009 (2-0 W, Turco)*

By Carolina: *Dec. 22, 2002 (0-1 L, Weekes)*

OT/SHOOTOUT/PENALTY SHOT

OT Record vs. CAR: 2-2-4

Shootout Record vs. CAR: 2-0

Last Penalty Shot vs. CAR: *None*

LAST HAT TRICK

By Dallas: *Verbeek, March 20, 1998*

By Carolina: *Ruutu, Dec. 16, 2009*

2013-14 SCHEDULE VS HURRICANES

Feb. 27 vs. Carolina

April 3 at Carolina

**Note: All records reflect full franchise histories*

HURRICANES INFORMATION

Founded - 1979-80 (Hartford) / 1997-98 (Carolina)

Home Arena - PNC Arena

Stanley Cups - 2006

President / General Manager - Jim Rutherford

Head Coach - Kirk Muller

Assistant Coaches - Rob Brind'Amour, Dave Lewis, John MacLean

Goaltending Coach - Greg Stefan

P.R. Representatives - Mike Sundheim, Kyle Hanlin

TV Play-By-Play - John Forslund

TV Color Analyst - Tripp Tracy

Radio Play-By-Play - Chuck Kaiton

YEAR BY YEAR

YEAR	HOME	ROAD	TOT	GF-GA
1993-94	1-0-0	0-0-1	1-0-1	7-3
1994-95	-	-	-	-
1995-96	0-1-0	1-0-0	1-1-0	9-7
1996-97	1-0-0	1-0-0	2-0-0	6-1
1997-98	1-0-0	1-0-0	2-0-0	12-2
1998-99	1-0-0	0-0-1	1-0-1	5-4
1999-00	1-0-0	0-1-0	1-1-0	2-2
2000-01	-	0-1-0	0-1-0	2-5
2001-02	0-0-1	0-1-0	0-1-1	4-7
2002-03	1-0-0	0-1-0	1-1-0	2-2
2003-04	-	1-0-0	1-0-0	3-1
2004-05	-	-	-	-
2005-06	1-0-0	-	1-0-0	4-4
2006-07	-	0-1-0	0-1-0	4-5
2007-08	-	-	-	-
2008-09	1-0-0	-	1-0-0	3-2
2009-10	1-0-0	0-1-0	1-1-0	5-5
2010-11	1-0-0	1-0-0	2-0-0	5-2
2011-12	-	1-0-0	1-0-0	5-2
2012-13	-	-	-	-

FRANCHISE TOTALS

21-10-2 17-15-4 38-25-6 253-207

CHICAGO BLACKHAWKS

CENTRAL DIVISION | WEST
2012-13 RECORD: 36-7-5, 1ST WEST



BLACKHAWKS INFORMATION

Founded - 1926-27

Home Arena - United Center

Stanley Cups - 1934, 1938, 1961, 2010, 2013

VP / General Manager - Stan Bowman

Head Coach - Joel Quenneville

Assistant Coaches - Mike Kitchen, Jamie Kompon

P.R. Representatives - Brandon Faber, Adam Rogovin, Rob Tillotson, Meghan Bower

TV Play-By-Play - Pat Foley

TV Color Analyst - Eddie Olczyk

Radio Play-By-Play - John Wiedeman

Radio Analyst - Troy Murray

YEAR BY YEAR

YEAR	HOME	ROAD	TOT	GF-GA
1993-94	0-2-1	2-1-0	2-3-1	17-17
1994-95	2-1-0	1-1-0	3-2-0	10-10
1995-96	0-1-2	0-3-0	0-4-2	12-21
1996-97	0-2-1	3-0-0	3-2-1	17-17
1997-98	3-0-0	1-0-1	4-0-1	17-4
1998-99	2-0-0	0-1-1	2-1-1	13-8
1999-00	1-0-1	1-1-1	2-1-1	15-14
2000-01	1-1-0	2-0-0	3-1-0	13-6
2001-02	1-0-1	0-1-1	1-1-2	9-8
2002-03	2-0-0	2-0-0	4-0-0	19-7
2003-04	2-0-0	1-0-1	3-0-1	11-3
2004-05	-	-	-	-
2005-06	2-0-0	2-0-0	4-0-0	24-8
2006-07	2-0-0	0-2-0	2-2-0	10-10
2007-08	1-1-0	1-0-1	2-1-1	15-12
2008-09	0-2-0	0-2-0	0-4-0	8-20
2009-10	1-1-0	1-0-1	2-1-1	14-15
2010-11	2-0-0	1-1-0	3-1-0	15-10
2011-12	1-1-0	1-1-0	2-2-0	8-11
2012-13	0-1-1	0-1-0	0-2-1	5-16

**FRANCHISE
TOTALS** 61-49-18 37-71-17 98-120-35 766-855

STARS VS BLACKHAWKS

2012-13 POINTS LEADER

Patrick Kane (23-32=55)

LONGEST STREAKS

Dallas Win: 7 games

March 14, 2004 - Oct. 20, 2006

Chicago Win: 7 games

Dec. 1, 1974 - Nov. 9, 1975

Dallas Undefeated: 15 games

March 18, 2002 - Oct. 20, 2006 (13-0-2)

Chicago Undefeated: 8 games

March 26, 1977 - Oct. 19, 1978 (7-0-1)

MOST GOALS IN A GAME

By Dallas: 10, Nov. 5, 1983 (10-5 W)

By Chicago: 10, Oct. 16, 1968 (4-10 L)

Combined: 15, Nov. 5, 1983 (10-5 W)

LAST SHUTOUT

By Dallas: March 17, 2011 (5-0 W, Lehtonen)

By Chicago: Dec. 23, 1995 (0-2 L, Hackett)

OT/SHOOTOUT/PENALTY SHOT

OT Record vs. CHI: 2-5-21

Shootout Record vs. CHI: 2-1

Last Penalty Shot vs. CHI: Garbutt, Jan. 24, 2013 (Crawford), Unsuccessful

LAST HAT TRICK

By Dallas: Hagman, Feb. 28, 2008

By Chicago: Daze, April 13, 1997

2013-14 SCHEDULE VS BLACKHAWKS

Nov. 9 vs. Chicago

Nov. 29 vs. Chicago

Dec. 3 at Chicago

Dec. 10 vs. Chicago

March 25 at Chicago

**Note: All records reflect full franchise histories*





COLORADO AVALANCHE

CENTRAL DIVISION | WEST

2012-13 RECORD: 16-25-7, 15TH WEST

STARS VS AVALANCHE

2012-13 POINTS LEADERS

Parenteau (18-25=43)/Duchene (17-26=43)

LONGEST STREAKS

Dallas Win: 7 games

Nov. 5, 2005 - Feb. 11, 2007

Colorado Win: 3 games (5 times)

Last: March 14, 2010 - Nov. 20, 2010

Dallas Undefeated: 8 games

March 2, 2002 - Nov. 15, 2003 (5-0-3)

Colorado Undefeated: 7 games

March 12, 1983 - March 13, 1985 (6-0-1)

MOST GOALS IN A GAME

By Dallas: 7 (7x), *Last: Nov. 4, 2011 (7-6 WOT)*

By Colorado: 11, *Oct. 22, 1983 (2-11 L)*

Combined: 13 (2x), *Last: Nov. 4, 2011 (7-6 WOT)*

LAST SHUTOUT

By Dallas: *March 9, 2008 (3-0 W, Turco)*

By Colorado: *Nov. 18, 2011 (0-3 L, Giguere)*

OT/SHOOTOUT/PENALTY SHOT

OT Record vs. COL: 3-3-10

Shootout Record vs. COL: 4-1

Last Penalty Shot vs. COL: *Dahlquist, March 21, 1992 (Fiset), Unsuccessful*

LAST HAT TRICK

By Dallas: *Jokinen, Nov. 16, 2007*

By Colorado: *Duchene, Nov. 4, 2011*

2013-14 SCHEDULE VS AVALANCHE

Oct. 15 at Colorado

Nov. 1 vs. Colorado

Dec. 16 at Colorado

Dec. 17 vs. Colorado

Jan. 27 vs. Colorado

**Note: All records reflect full franchise histories*

AVALANCHE INFORMATION

Founded - 1979-80 (Quebec) / 1995-96 (Colorado)

Home Arena - Pepsi Center

Stanley Cups - 1996, 2001

Exec. VP, Hockey Ops - Joe Sakic

General Manager - Greg Sherman

Head Coach - Patrick Roy

Assistant Coaches - Tim Army, Andre Tourigny

Goaltending Coach - Francois Allaire

P.R. Representatives - Jean Martineau, Brendan McNicholas

TV Play-By-Play - Mike Haynes

TV Color Analyst - Peter McNab

Radio Play-By-Play - Marc Moser

YEAR BY YEAR

YEAR	HOME	ROAD	TOT	GF-GA
1993-94	0-1-0	0-1-0	0-2-0	6-9
1994-95	-	-	-	-
1995-96	0-2-0	1-0-1	1-2-1	10-17
1996-97	1-1-0	1-1-0	2-2-0	13-8
1997-98	2-0-0	1-0-1	3-0-1	11-7
1998-99	0-1-1	1-1-0	1-2-1	6-8
1999-00	0-0-3	1-0-1	1-0-4	8-10
2000-01	1-0-1	0-2-0	1-2-1	9-11
2001-02	1-1-0	1-0-1	2-1-1	7-6
2002-03	2-0-0	0-0-2	2-0-2	12-7
2003-04	1-1-0	0-2-0	1-3-0	8-12
2004-05	-	-	-	-
2005-06	1-1-0	2-0-0	3-1-0	13-10
2006-07	2-0-0	2-0-0	4-0-0	20-15
2007-08	2-0-0	0-2-0	2-2-0	13-8
2008-09	1-1-0	1-1-0	2-2-0	9-11
2009-10	1-1-0	0-2-0	1-3-0	7-15
2010-11	1-0-1	1-1-0	2-1-1	10-12
2011-12	1-1-0	1-1-0	2-2-0	11-12
2012-13	1-0-0	1-1-0	2-1-0	11-8

FRANCHISE TOTALS **31-17-8** **19-30-8** **50-47-16** **330-357**



COLUMBUS BLUE JACKETS

METROPOLITAN DIVISION | EAST
2012-13 RECORD: 24-17-7, 9TH WEST



BLUE JACKETS INFORMATION

Founded - 2000-01

Home Arena - Nationwide Arena

Stanley Cups - None

General Manager - Jarmo Kekalainen

Head Coach - Todd Richards

Associate Coach - Craig Hartsburg

Assistant Coach - Dan Hinote

Goaltending Coach - Ian Clark

P.R. Representatives - Todd Sharrock, Karen Davis, Rick Bowness

TV Play-By-Play - Jeff Rimer

TV Color Analyst - Bill Davidge

Radio Play-By-Play - Bob McEligott

YEAR BY YEAR

YEAR	HOME	ROAD	TOT	GF-GA
2000-01	2-0-0	1-1-0	3-1-0	13-5
2001-02	2-0-0	2-0-0	4-0-0	16-8
2002-03	2-0-0	1-1-0	3-1-0	11-8
2003-04	2-0-0	2-0-0	4-0-0	12-7
2004-05	-	-	-	-
2005-06	2-0-0	1-0-1	3-0-1	18-13
2006-07	0-1-1	1-0-1	1-1-2	7-7
2007-08	1-1-0	2-0-0	3-1-0	8-8
2008-09	1-0-1	2-0-0	3-0-1	18-15
2009-10	1-1-0	0-2-0	1-3-0	5-9
2010-11	1-1-0	1-0-1	2-1-1	8-5
2011-12	1-1-0	2-0-0	3-1-0	12-10
2012-13	0-1-0	1-1-0	1-2-0	7-9
FRANCHISE TOTALS	15-6-2	16-5-3	31-11-5	135-104

STARS VS BLUE JACKETS

2012-13 POINTS LEADER

Vinny Prospal (12-18=30)

LONGEST STREAKS

Dallas Win: 10 games

Nov. 17, 2002 - April 11, 2006

Columbus Win: 3 games (2 times)

Last: Jan. 10, 2010 - Dec. 6, 2010

Dallas Undeclared: 11 games

Nov. 17, 2002 - April 18, 2006 (10-0-1)

Columbus Undeclared: 3 games (5 times)

Last: Jan. 28, 2013 - April 25, 2013 (2-0-1)

MOST GOALS IN A GAME

By Dallas: 7, Jan. 31, 2009 (7-3 W)

By Columbus: 5 (3X), Last: Dec. 18, 2008 (6-5 SOW)

Combined: 10 (2x), Last: Jan. 31, 2009 (7-3 W)

LAST SHUTOUT

By Dallas: April 5, 2011 (3-0 W, Lehtonen)

By Columbus: Jan. 10, 2010 (0-2 L, Garon)

OT/SHOOTOUT/PENALTY SHOT

OT Record vs. CBJ: 2-3-0

Shootout Record vs. CBJ: 4-2

Last Penalty Shot vs. CBJ: None

LAST HAT TRICK

By Dallas: Eriksson, Dec. 18, 2008

By Columbus: None

2013-14 SCHEDULE VS BLUE JACKETS

March 4 at Columbus

March 10 vs. Columbus

**Note: All records reflect
full franchise histories*





DETROIT RED WINGS

ATLANTIC DIVISION | EAST

2012-13 RECORD: 24-16-8, 7TH WEST

STARS VS RED WINGS

2012-13 POINTS LEADER

Pavel Datsyuk (15-34=49)

LONGEST STREAKS

Dallas Win: 8 games

Jan. 19, 1983 - Jan. 21, 1984

Detroit Win: 8 games

March 16, 1995 - Dec. 29, 1995

Dallas Undeclared: 17 games

Jan. 27, 1982 - Jan. 21, 1984 (15-0-2)

Detroit Undeclared: 11 games

March 16, 1995 - April 14, 1996 (10-0-1)

MOST GOALS IN A GAME

By Dallas: 10 (2x), *Last: Dec. 11, 1985 (10-2 W)*

By Detroit: 10, *Nov. 27, 1993 (4-10 L)*

Combined: 15, *Jan. 6, 1974 (6-9 L)*

LAST SHUTOUT

By Dallas: *Feb. 17, 2008 (1-0 W, Turco)*

By Detroit: *April 27, 2013 (0-3 L, Howard)*

OT/SHOOTOUT/PENALTY SHOT

OT Record vs. DET: 3-2-17

Shootout Record vs. DET: 3-1

Last Penalty Shot vs. DET: *Nieuwendyk,*

Feb. 18, 2001 (Osgood), Goal

LAST HAT TRICK

By Dallas: *Reid, Jan. 8, 1997*

By Detroit: *Eaves, Dec. 29, 2010*

2013-14 SCHEDULE VS RED WINGS

Nov. 7 at Detroit

Jan. 4 vs. Detroit

**Note: All records reflect
full franchise histories*

RED WINGS INFORMATION

Founded - 1926-27

Home Arena - Joe Louis Arena

Stanley Cups - 1936, 1937, 1943, 1950, 1952, 1954, 1955, 1997, 1998, 2002, 2008

Exec. VP/General Manager - Ken Holland

Head Coach - Mike Babcock

Assistant Coaches - Tom Renney, Bill Peters

Goaltending Coach - Jim Bedard

P.R. Representatives - John Hahn, Todd Beam

TV Play-By-Play - Ken Daniels

Radio Play-By-Play - Ken Kal

Radio Color Analyst - Paul Woods

YEAR BY YEAR

YEAR	HOME	ROAD	TOT	GF-GA
1993-94	2-1-0	1-2-0	3-3-0	22-35
1994-95	0-2-0	0-3-0	0-5-0	11-19
1995-96	0-3-0	0-2-1	0-5-1	7-22
1996-97	3-0-0	1-2-0	4-2-0	19-16
1997-98	1-0-1	0-2-1	1-2-2	11-13
1998-99	1-1-0	2-0-0	3-1-0	11-7
1999-00	0-2-0	2-0-0	2-2-0	13-13
2000-01	0-2-0	1-1-0	1-3-0	6-9
2001-02	1-0-1	1-1-0	2-1-1	13-14
2002-03	0-0-2	0-0-2	0-0-4	9-9
2003-04	0-1-1	0-2-0	0-3-1	4-15
2004-05	-	-	-	-
2005-06	1-1-0	1-1-0	2-2-0	11-11
2006-07	0-2-0	1-1-0	1-3-0	9-12
2007-08	1-1-0	0-2-0	1-3-0	5-12
2008-09	2-0-0	1-1-0	3-1-0	13-13
2009-10	2-0-0	1-1-0	3-1-0	10-10
2010-11	1-1-0	2-0-0	3-1-0	15-12
2011-12	0-1-1	0-2-0	0-3-1	9-15
2012-13	0-1-0	1-1-0	1-2-0	3-8

**FRANCHISE
TOTALS**

58-43-20 44-62-16 102-105-36 782-819



EDMONTON OILERS

PACIFIC DIVISION | WEST

2012-13 RECORD: 19-22-7, 12TH WEST



OILERS INFORMATION

Founded - 1979-80

Home Arena - Rexall Place

Stanley Cups - 1984, 1985, 1987, 1988, 1990

General Manager - Craig MacTavish

Head Coach - Dallas Eakins

Associate Coach - Keith Acton

Assistant Coaches - Kelly Buchberger, Steve Smith

Goaltending Coach - Frederick Chabot

P.R. Representatives - J.J. Hebert, Patrick
Garland, Shawn May

TV Play-By-Play - Kevin Quinn

TV Color Analyst - Louie Debrusk

Radio Play-By-Play - Jack Michaels

Radio Color Analyst - Bob Stauffer

YEAR BY YEAR

YEAR	HOME	ROAD	TOT	GF-GA
1993-94	2-0-0	2-0-0	4-0-0	20-13
1994-95	1-0-1	1-1-0	2-1-1	12-10
1995-96	1-1-0	2-0-0	3-1-0	18-10
1996-97	2-0-0	2-0-0	4-0-0	18-6
1997-98	2-0-0	1-1-0	3-1-0	19-9
1998-99	2-0-0	1-0-1	3-0-1	19-9
1999-00	2-0-0	1-0-1	3-0-1	9-6
2000-01	2-0-0	1-0-1	3-0-1	15-11
2001-02	1-0-1	1-1-0	2-1-1	13-8
2002-03	2-0-0	1-1-0	3-1-0	14-8
2003-04	1-1-0	1-1-0	2-2-0	10-13
2004-05	-	-	-	-
2005-06	1-1-0	2-0-0	3-1-0	14-10
2006-07	1-1-0	2-0-0	3-1-0	12-11
2007-08	2-0-0	2-0-0	4-0-0	15-8
2008-09	2-0-0	0-2-0	2-2-0	11-14
2009-10	1-0-1	1-0-1	2-0-2	16-12
2010-11	2-0-0	1-1-0	3-1-0	11-9
2011-12	2-0-0	2-0-0	4-0-0	14-4
2012-13	0-1-0	2-0-0	2-1-0	8-8

FRANCHISE
TOTALS 35-17-8 27-23-10 62-40-18 410-380

STARS VS OILERS

2012-13 POINTS LEADER

Taylor Hall (16-34=50)

LONGEST STREAKS

Dallas Win: 10 games

Jan. 24, 1996 - Dec. 20, 1997

Edmonton Win: 5 games

Jan. 4, 1984 - Dec. 7, 1985

Dallas Undeclared: 15 games

Dec. 6, 1998 - Dec. 31, 2002 (12-0-3)

Edmonton Undeclared: 13 games

March 21, 1986 - Feb. 18, 1990 (9-0-4)

MOST GOALS IN A GAME

By Dallas: 8, Jan. 4, 1984 (8-12 L)

By Edmonton: 12, Jan. 4, 1984 (8-12 L)

Combined: 20, Jan. 4, 1984 (8-12 L)

LAST SHUTOUT

By Dallas: Nov. 7, 2005 (4-0 W, Turco)

By Edmonton: Dec. 8, 2006 (0-2 L, Roloson)

OT/SHOOTOUT/PENALTY SHOT

OT Record vs. EDM: 7-7-10

Shootout Record vs. EDM: 3-0

Last Penalty Shot vs. EDM: Jokinen, March 7,
2006 (Conklin), Goal

LAST HAT TRICK

By Dallas: Modano, Feb. 16, 1996

By Edmonton: Oliver, March 22, 1995

2013-14 SCHEDULE VS OILERS

Nov. 13 at Edmonton

Dec. 1 vs. Edmonton

Jan. 14 at Edmonton

*Note: All records reflect
full franchise histories





FLORIDA PANTHERS

ATLANTIC DIVISION | EAST

2012-13 RECORD: 15-27-6, 15TH EAST

STARS VS PANTHERS

2012-13 POINTS LEADER

Tomas Fleischmann (12-23=35)

LONGEST STREAKS

Dallas Win: 4 games

Jan. 30, 1999 - March 29, 2000

Florida Win: 2 games (3 times)

Last: March 28, 2009 - Oct. 30, 2009

Dallas Undefeated: 4 games

Jan. 30, 1999 - March 29, 2000 (4-0-0)

Florida Undefeated: 4 games

Jan. 12, 1996 - Dec. 8, 1996 (2-0-2)

MOST GOALS IN A GAME

By Dallas: 6, Jan. 12, 1996 (6-6 T)

By Florida: 6 (5x), Last: Nov. 15, 2011 (0-6 L)

Combined: 12, Jan. 12, 1996 (6-6 T)

LAST SHUTOUT

By Dallas: Dec. 27, 2002 (4-0 W, Tugnut)

By Florida: Nov. 15, 2011 (0-6 L, Clemmensen)

OT/SHOOTOUT/PENALTY SHOT

OT Record vs. FLA: 0-4-3

Shootout Record vs. FLA: 0-0

Last Penalty Shot vs. FLA: None

LAST HAT TRICK

By Dallas: Ribeiro, Jan. 21, 2009

By Florida: Reinprecht, Oct. 30, 2009

2013-14 SCHEDULE VS PANTHERS

Oct. 3 vs. Florida

April 6 at Florida

**Note: All records reflect
full franchise histories*

PANTHERS INFORMATION

Founded - 1993-94

Home Arena - BB&T Center

Stanley Cups - None

Exec. VP/General Manager - Dale Tallon

Head Coach - Kevin Dineen

Assistant Coaches - Gord Murphy, Craig Ramsay

Goaltending Coach - Robb Tallas

P.R. Representatives - Matt Sacco, Justin Copertino, Glenn Odebralski

TV Play-By-Play - Steve Goldstein

TV Color Analyst - Bill Lindsay

Radio Play-By-Play - Randy Moller

YEAR BY YEAR

YEAR	HOME	ROAD	TOT	GF-GA
1993-94	0-0-1	1-0-0	1-0-1	9-8
1994-95	-	-	-	-
1995-96	0-0-1	0-1-0	0-1-1	10-12
1996-97	0-1-0	0-0-1	0-1-1	2-3
1997-98	1-0-0	0-1-0	1-1-0	6-3
1998-99	1-0-0	1-0-0	2-0-0	7-3
1999-00	1-0-0	1-0-0	2-0-0	8-4
2000-01	-	0-1-0	0-1-0	0-2
2001-02	0-1-0	1-0-0	1-1-0	5-5
2002-03	0-0-1	1-0-0	1-0-1	6-3
2003-04	-	0-1-0	0-1-0	0-1
2004-05	-	-	-	-
2005-06	1-0-0	-	1-0-0	4-3
2006-07	-	0-0-1	0-0-1	1-2
2007-08	-	-	-	-
2008-09	0-1-0	1-0-0	1-1-0	7-7
2009-10	0-0-1	0-0-0	0-0-1	5-5
2010-11	-	1-0-0	1-0-0	4-1
2011-12	0-1-0	0-0-0	0-1-0	0-6
2012-13	-	-	-	-

**FRANCHISE
TOTALS** **4-4-4** **7-4-2** **11-8-6** **74-69**



LOS ANGELES KINGS

PACIFIC DIVISION | WEST
2012-13 RECORD: 27-16-5, 5TH WEST



KINGS INFORMATION

Founded - 1967-68

Home Arena - STAPLES Center

Stanley Cups - 2012

President/General Manager - Dean Lombardi

Head Coach - Darryl Sutter

Assistant Coaches - John Stevens, Davis Payne

Goaltending Coach - Bill Ranford

P.R. Representatives - Michael Altieri, Jeff Moeller, Mike Kalinowski, Jeremy Zager

TV Play-By-Play - Bob Miller

TV Color Analyst - Jim Fox

Radio Play-By-Play - Nick Nickson

Radio Color Analyst - Daryl Evans

YEAR BY YEAR

YEAR	HOME	ROAD	TOT	GF-GA
1993-94	2-0-0	1-0-1	3-0-1	14-8
1994-95	1-1-0	1-1-0	2-2-0	15-10
1995-96	0-0-2	0-0-2	0-0-4	13-13
1996-97	2-0-0	1-0-1	3-0-1	14-7
1997-98	1-0-1	2-0-0	3-0-1	15-7
1998-99	3-0-0	3-0-0	6-0-0	19-10
1999-00	3-0-0	1-2-0	4-2-0	19-12
2000-01	2-1-0	0-2-0	2-3-0	11-22
2001-02	2-0-0	1-2-0	3-2-0	10-11
2002-03	2-1-0	1-1-0	3-2-0	13-12
2003-04	1-1-1	1-1-1	2-2-2	11-12
2004-05	-	-	-	-
2005-06	1-3-0	1-2-1	2-5-1	23-31
2006-07	4-0-0	4-0-0	8-0-0	31-16
2007-08	3-1-1	1-1-2	4-2-2	30-19
2008-09	1-1-1	1-0-2	2-1-3	13-14
2009-10	0-3-0	1-0-2	1-3-2	13-18
2010-11	1-2-0	1-2-0	2-4-0	12-18
2011-12	1-2-0	2-1-0	3-3-0	14-17
2012-13	1-1-0	2-0-1	3-1-1	17-10

FRANCHISE TOTALS 64-31-15 41-41-27 105-72-42 711-643

STARS VS KINGS

2012-13 POINTS LEADER

Anze Kopitar (10-32=42)

LONGEST STREAKS

Dallas Win: 11 games (2 times)

Last: March 17, 1998 - Jan. 26, 2000

Los Angeles Win: 5 games (3 times)

Last: Oct. 19, 2009 - March 12, 2010

Dallas Undeclared: 22 games

Nov. 8, 1995 - Jan. 26, 2000 (16-0-6)

Los Angeles Undeclared: 9 games

April 7, 1979 - March 28, 1981 (7-0-2)

MOST GOALS IN A GAME

By Dallas: 9, Jan. 16, 1984 (9-3 W)

By Los Angeles: 10 (2x), *Last:* Feb. 17, 1993 (5-10 L)

Combined: 20, Jan. 4, 1984 (8-12 L)

LAST SHUTOUT

By Dallas: March 21, 2013 (2-0 W, Lehtonen)

By Los Angeles: Oct. 22, 2011 (0-1 L, Quick)

OT/SHOOTOUT/PENALTY SHOT

OT Record vs. LAK: 6-5-14

Shootout Record vs. LAK: 3-5

Last Penalty Shot vs. LAK: Barnes, March 16, 2006 (Garon), Unsuccessful

LAST HAT TRICK

By Dallas: Boucher, Nov. 24, 2006

By Los Angeles: Kopitar, Oct. 22, 2009

2013-14 SCHEDULE VS KINGS

Oct. 19 at Los Angeles

Dec. 23 at Los Angeles

Dec. 31 vs. Los Angeles

**Note: All records reflect full franchise histories*





MINNESOTA WILD

CENTRAL DIVISION | WEST

2012-13 RECORD: 26-19-3, 8TH WEST

STARS VS WILD

2012-13 POINTS LEADER

Zach Parise (18-20=38)

LONGEST STREAKS

Dallas Win: 6 games (2 times)

Last: Jan. 18, 2010 - March 11, 2011

Minnesota Win: 2 games (6 times)

Last: Jan. 20, 2013 - March 25, 2013

Dallas Undeclared: 8 games

Jan. 9, 2006 - Dec. 26, 2007 (7-0-1)

Minnesota Undeclared: 3 games (2 times)

Last: April 10, 2011 - Feb. 4, 2012 (2-0-1)

MOST GOALS IN A GAME

By Dallas: 8, Dec. 26, 2007 (8-3 W)

By Minnesota: 7, March 25, 2013 (4-7 L)

Combined: 11 (2x), *Last: March 25, 2013 (4-7 L)*

LAST SHUTOUT

By Dallas: March 13, 2012 (1-0 W, Lehtonen)

By Minnesota: Jan. 20, 2013 (0-1 L, Harding)

OT/SHOOTOUT/PENALTY SHOT

OT Record vs. MIN: 3-1-1

Shootout Record vs. MIN: 4-1

Last Penalty Shot vs. MIN: Ribeiro, Jan. 7, 2008 (Backstrom), Unsuccessful

LAST HAT TRICK

By Dallas: None

By Minnesota: None

2013-14 SCHEDULE VS WILD

Oct. 12 at Minnesota

Jan. 18 at Minnesota

Jan. 21 vs. Minnesota

March 8 vs. Minnesota

**Note: All records reflect full franchise histories*

WILD INFORMATION

Founded - 2000-01

Home Arena - Xcel Energy Center

Stanley Cups - None

General Manager - Chuck Fletcher

Head Coach - Mike Yeo

Assistant Coaches - Darby Hendrickson, Darryl Sydor, Rick Wilson

Goaltending Coach - Bob Mason

P.R. Representatives - Aaron Sickman, Ryan Stanzel, Carly Peters

TV Play-By-Play - Anthony Lapanta

TV Color Analyst - Mike Greenlay

Radio Play-By-Play - Bob Kurtz

Radio Color Analyst - Tom Reid

YEAR BY YEAR

YEAR	HOME	ROAD	TOT	GF-GA
2000-01	1-1-0	1-1-0	2-2-0	11-11
2001-02	0-1-1	2-0-0	2-1-1	14-13
2002-03	1-0-1	0-2-0	1-2-1	10-10
2003-04	2-0-0	1-1-0	3-1-0	11-7
2004-05	-	-	-	-
2005-06	2-0-0	1-1-0	3-1-0	11-8
2006-07	2-0-0	1-0-1	3-0-1	9-7
2007-08	2-0-0	1-1-0	3-1-0	15-10
2008-09	2-0-0	1-1-0	3-1-0	12-10
2009-10	2-0-0	1-1-0	3-1-0	13-11
2010-11	2-0-0	1-1-0	3-1-0	15-8
2011-12	2-0-0	1-1-0	3-1-0	8-7
2012-13	1-1-0	0-1-0	1-2-0	9-11
FRANCHISE TOTALS	19-3-2	11-11-1	30-14-3	138-113



MONTREAL CANADIENS

ATLANTIC DIVISION | EAST
2012-13 RECORD: 29-14-5, 2ND EAST



CANADIENS INFORMATION

Founded - 1917-18

Home Arena - Bell Centre

Stanley Cups - 23, Last: 1993

President/General Manager - Marc Bergevin

Head Coach - Michel Therrien

Assistant Coaches - Gerard Gallant, Clément Jodoin, Jean-Jacques Daigneault

Goaltending Coach - Stéphane Waite

P.R. Representatives - Donald Beauchamp, Dominick Saillant, François Marchand

TV Play-By-Play - Pierre Houde (French)

TV Color Analyst - Marc Denis (French)

Radio Play-By-Play - John Bartlett, Martin McGuire (French)

Radio Color Analyst - Sergio Momesso, Dany Dubé (French)

YEAR BY YEAR

YEAR	HOME	ROAD	TOT	GF-GA
1993-94	0-0-1	0-1-0	0-1-1	4-7
1994-95	-	-	-	-
1995-96	0-1-0	0-1-0	0-2-0	3-8
1996-97	0-1-0	1-0-0	1-1-0	6-7
1997-98	0-1-0	0-1-0	0-2-0	5-9
1998-99	1-0-0	0-0-1	1-0-1	5-4
1999-00	-	1-0-0	1-0-0	3-2
2000-01	1-0-0	-	1-0-0	2-0
2001-02	-	0-0-1	0-0-1	3-3
2002-03	1-0-0	1-0-0	2-0-0	9-3
2003-04	0-0-1	-	0-0-1	1-1
2004-05	-	-	-	-
2005-06	-	0-1-0	0-1-0	2-4
2006-07	-	-	-	-
2007-08	1-0-0	-	1-0-0	4-1
2008-09	0-1-0	-	0-1-0	1-3
2009-10	-	0-1-0	0-1-0	3-5
2010-11	1-0-0	-	1-0-0	5-2
2011-12	-	1-0-0	1-0-0	3-0
2012-13	-	-	-	-

**FRANCHISE
TOTALS** 19-31-12 13-39-9 32-70-21 315-468

STARS VS CANADIENS

2012-13 POINTS LEADER

Max Pacioretty (15-24=39)

LONGEST STREAKS

Dallas Win: 2 games (7 times)

Last: Dec. 21, 2010 - Feb. 21, 2012

Montreal Win: 6 games

Nov. 4, 1974 - Nov. 19, 1975

Dallas Undeclared: 8 games

Dec. 11, 1998 - Dec. 31, 2003 (5-0-3)

Montreal Undeclared: 9 games

Nov. 4, 1974 - Oct. 12, 1977 (8-0-1)

MOST GOALS IN A GAME

By Dallas: 7, March 12, 1984 (7-6 OTW)

By Montreal: 9, Nov. 18, 1974 (4-9 L)

Combined: 13 (2x), *Last: March 12, 1984 (7-6 OTW)*

LAST SHUTOUT

By Dallas: Feb. 21, 2012 (3-0 W, Lehtonen)

By Montreal: Feb. 17, 1992 (0-8 L, Roy)

OT/SHOOTOUT/PENALTY SHOT

OT Record vs. MTL: 2-1-7

Shootout Record vs. MTL: 0-0

Last Penalty Shot vs. MTL: Broten, March 12, 1984 (Wamsley), Unsuccessful

LAST HAT TRICK

By Dallas: Arnott, Dec. 4, 2002

By Montreal: Dionne, Feb. 26, 1992

2013-14 SCHEDULE VS CANADIENS

Oct. 29 at Montreal

Jan. 2 vs. Montreal

**Note: All records reflect full franchise histories*





NASHVILLE PREDATORS

CENTRAL DIVISION | WEST

2012-13 RECORD: 16-23-9, 14TH WEST

STARS VS PREDATORS

2012-13 POINTS LEADER

Shea Weber (9-19=28)

LONGEST STREAKS

Dallas Win: 6 games

Nov. 22, 2000 - Nov. 2, 2001

Nashville Win: 5 games

Nov. 3, 2001 - March 7, 2003

Dallas Undefeated: 6 games

Nov. 22, 2000 - Nov. 2, 2001 (6-0-0)

Nashville Undefeated: 5 games

Nov. 3, 2001 - March 7, 2003 (5-0-0)

MOST GOALS IN A GAME

By Dallas: 7, Nov. 2, 2003 (7-3 W)

By Nashville: 5 (4x), Last: Oct. 6, 2007 (1-5 L)

Combined: 10 (2x), Last: Oct. 15, 2008 (6-4 W)

LAST SHUTOUT

By Dallas: Oct. 14, 2009 (6-0 W, Turco)

By Nashville: March 12, 2013 (0-4 L, Rinne)

OT/SHOOTOUT/PENALTY SHOT

OT Record vs. NSH: 1-1-1

Shootout Record vs. NSH: 0-1

Last Penalty Shot vs. NSH: Ott, Jan. 5, 2012 (Rinne), Unsuccessful

LAST HAT TRICK

By Dallas: Brunstrom, Oct. 15, 2008

By Nashville: Legwand, Oct. 6, 2007

2013-14 SCHEDULE VS PREDATORS

Dec. 12 at Nashville

Dec. 27 vs. Nashville

Jan. 20 at Nashville

March 28 vs. Nashville

April 8 vs. Nashville

**Note: All records reflect
full franchise histories*

PREDATORS INFORMATION

Founded - 1998-99

Home Arena - Bridgestone Arena

Stanley Cups - None

President, Hockey Ops / GM - David Poile

Head Coach - Barry Trotz

Assistant Coaches - Phil Housley, Lane Lambert

Goaltending Coach - Mitch Korn

P.R. Representatives - Gerry Helper, Kevin Wilson

TV Play-By-Play - Pete Weber

TV Color Analyst - Terry Crisp

Radio Play-By-Play - Tom Callahan

Radio Color Analyst - Stu Grimson

YEAR BY YEAR

YEAR	HOME	ROAD	TOT	G-/GA
1998-99	1-1-0	2-0-0	3-1-0	9-5
1999-00	2-0-0	0-2-0	2-2-0	10-9
2000-01	2-0-0	2-0-0	4-0-0	12-5
2001-02	2-0-0	0-2-0	2-2-0	9-7
2002-03	1-1-0	0-2-0	1-3-0	6-10
2003-04	2-0-0	1-0-1	3-0-1	13-6
2004-05	-	-	-	-
2005-06	2-0-0	1-0-0	3-1-0	12-9
2006-07	2-0-0	1-1-0	3-1-0	11-6
2007-08	0-2-0	1-1-0	1-3-0	8-12
2008-09	2-0-0	0-2-0	2-2-0	11-11
2009-10	1-0-1	1-1-0	2-1-1	13-7
2010-11	1-1-0	1-1-0	2-2-0	9-9
2011-12	1-1-0	1-1-0	2-2-0	12-9
2012-13	0-1-0	1-0-1	1-1-1	8-10
FRANCHISE TOTALS	19-7-1	12-14-2	31-21-3	144-117



NEW JERSEY DEVILS

METROPOLITAN DIVISION | EAST
2012-13 RECORD: 19-19-10, 12TH EAST



DEVILS INFORMATION

Founded - 1974-75

Home Arena - Prudential Center

Stanley Cups - 1995, 2000, 2003

CEO/President/GM - Lou Lamoriello

Head Coach - Peter DeBoer

Assistant Coaches - Dave Barr, Scott Stevens,
Mike Foligno

Goaltending Coach - Chris Terreri

P.R. Representatives - Mike Levine, Pete Albietz,
Dan Beam, Valentino Sisti

TV Play-By-Play - Steve Cangialosi

TV Color Analyst - Glenn Resch

Radio Play-By-Play - Matt Loughlin

Radio Color Analyst - Sherry Ross

YEAR BY YEAR

YEAR	HOME	ROAD	TOT	GF-GA
1993-94	0-1-0	0-1-0	0-2-0	2-10
1994-95	-	-	-	-
1995-96	1-0-0	0-1-0	1-1-0	4-7
1996-97	0-1-0	1-0-0	1-1-0	6-5
1997-98	1-0-0	1-0-0	2-0-0	7-4
1998-99	0-1-0	-	0-1-0	2-5
1999-00	1-0-0	1-0-0	2-0-0	5-3
2000-01	0-1-0	0-1-0	0-2-0	2-8
2001-02	0-1-0	-	0-1-0	0-3
2002-03	-	0-1-0	0-1-0	3-5
2003-04	1-0-0	-	1-0-0	2-0
2004-05	-	-	-	-
2005-06	-	-	-	-
2006-07	1-0-0	-	1-0-0	3-1
2007-08	-	0-1-0	0-1-0	2-4
2008-09	1-0-0	0-1-0	1-1-0	4-7
2009-10	1-0-0	0-1-0	1-1-0	5-7
2010-11	0-1-0	1-0-0	1-1-0	4-4
2011-12	1-0-0	0-1-0	1-1-0	6-7
2012-13	-	-	-	-

**FRANCHISE
TOTALS** **30-14-6** **20-25-3** **50-39-9** **320-293**

STARS VS DEVILS

2012-13 POINTS LEADER

Patrik Elias (14-22=36)

LONGEST STREAKS

Dallas Win: 8 games

March 25, 1975 - Oct. 9, 1976

New Jersey Win: 4 games

March 27, 1987 - Feb. 28, 1988

Dallas Undeclared: 9 games

March 25, 1975 - Oct. 22, 1976 (8-0-1)

New Jersey Undeclared: 5 games

Nov. 26, 1977 - April 1, 1978 (3-0-2)

MOST GOALS IN A GAME

By Dallas: 9, Jan. 28, 1976 (9-3 W)

By New Jersey: 8 (2x), Last: Feb. 28, 1988 (6-8 L)

Combined: 14 (2x), Last: Feb. 28, 1988 (6-8 L)

LAST SHUTOUT

By Dallas: Nov. 28, 2003 (2-0 W, Turco)

By New Jersey: Feb. 22, 2011 (0-1 L, Hedberg)

OT/SHOOTOUT/PENALTY SHOT

OT Record vs. NJD: 5-0-2

Shootout Record vs. NJD: 0-0

Last Penalty Shot vs. NJD: None

LAST HAT TRICK

By Dallas: Bjuggstad, Dec. 22, 1985

By New Jersey: Verbeek/Muller, Feb. 28, 1988

2013-14 SCHEDULE VS DEVILS

Jan. 9 at New Jersey

Jan. 30 vs. New Jersey

**Note: All records reflect
full franchise histories*





NEW YORK ISLANDERS

METROPOLITAN DIVISION | EAST

2012-13 RECORD: 24-17-7, 8TH EAST

STARS VS ISLANDERS

2012-13 POINTS LEADER

John Tavares (28-19=47)

LONGEST STREAKS

Dallas Win: 7 games

Dec. 21, 1996 - Nov. 30, 1999

New York Win: 7 games

Jan. 12, 1974 - Feb. 12, 1975

Dallas Undefeated: 11 games

Dec. 21, 1996 - Oct. 28, 2001 (9-0-2)

New York Undefeated: 12 games

Jan. 12, 1974 - Feb. 24, 1976 (11-0-1)

MOST GOALS IN A GAME

By Dallas: 8 (2x), Last: Nov. 23, 1982 (8-8 T)

By New York: 9 (2x), Last: Nov. 23, 1977 (2-9 L)

Combined: 16, Nov. 23, 1982 (8-8 T)

LAST SHUTOUT

By Dallas: Nov. 5, 1992 (3-0 W, Casey)

By New York: Nov. 15, 2006 (0-3 L, DiPietro)

OT/SHOOTOUT/PENALTY SHOT

OT Record vs. NYI: 2-2-7

Shootout Record vs. NYI: 1-0

Last Penalty Shot vs. NYI: None

LAST HAT TRICK

By Dallas: Gagner, Jan. 21, 1989

By New York: Moulson, Dec. 3, 2011

2013-14 SCHEDULE VS ISLANDERS

Jan. 6 at New York Islanders

Jan. 12 vs. New York Islanders

**Note: All records reflect full franchise histories*

ISLANDERS INFORMATION

Founded - 1972-73

Home Arena - Nassau Coliseum

Stanley Cups - 1980, 1981, 1982, 1983

General Manager - Garth Snow

Head Coach - Jack Capuano

Assistant Coaches - Doug Weight, Brent Thompson

Goaltending Coach - Mike Dunham

P.R. Representatives - Kimber Auerbach, Jesse Eisenberg, Travis Betts

TV Play-By-Play - Howie Rose

TV Color Analyst - Butch Goring

Radio Play-By-Play - Chris King

YEAR BY YEAR

YEAR	HOME	ROAD	TOT	GF-GA
1993-94	0-0-1	0-1-0	0-1-1	3-7
1994-95	-	-	-	-
1995-96	0-0-1	0-1-0	0-1-1	6-8
1996-97	1-0-0	1-0-0	2-0-0	8-6
1997-98	1-0-0	1-0-0	2-0-0	6-2
1998-99	1-0-0	1-0-0	2-0-0	7-4
1999-00	0-0-1	1-0-0	1-0-1	5-5
2000-01	1-0-0	1-0-0	2-0-0	5-2
2001-02	0-1-0	0-0-1	0-1-1	4-6
2002-03	-	0-1-0	0-1-0	2-3
2003-04	0-0-1	0-1-0	0-1-1	5-8
2004-05	-	-	-	-
2005-06	-	-	-	-
2006-07	0-1-0	-	0-1-0	0-3
2007-08	-	1-0-0	1-0-0	3-2
2008-09	-	1-0-0	1-0-0	5-3
2009-10	1-0-0	-	1-0-0	4-3
2010-11	-	1-0-0	1-0-0	4-4
2011-12	0-1-0	1-0-0	1-1-0	7-7
2012-13	-	-	-	-

FRANCHISE

TOTALS 19-22-9 18-25-9 37-47-18 297-368



NEW YORK RANGERS

METROPOLITAN DIVISION | EAST
2012-13 RECORD: 26-18-4, 6TH EAST



RANGERS INFORMATION

Founded - 1926-27

Home Arena - Madison Square Garden

Stanley Cups - 1928, 1933, 1940, 1994

President/General Manager - Glen Sather

Head Coach - Alain Vigneault

Associate Coach - Scott Arniel

Assistant Coaches - Ulf Samuelsson, Daniel Lacroix

Assistant/Goaltending Coach - Benoit Allaire

P.R. Representatives - John Rosasco, Brendan McIntyre, Dino Ticinelli

TV Play-By-Play - Sam Rosen

TV Color Analyst - Joe Micheletti

Radio Play-By-Play - Kenny Albert

Radio Color Analyst - Dave Maloney

YEAR BY YEAR

YEAR	HOME	ROAD	TOT	GF-GA
1993-94	1-0-0	0-1-0	1-1-0	3-4
1994-95	-	-	-	-
1995-96	0-0-1	0-1-0	0-1-1	3-4
1996-97	0-1-0	1-0-0	1-1-0	4-4
1997-98	0-0-1	1-0-0	1-0-1	5-4
1998-99	1-0-0	0-0-1	1-0-1	5-3
1999-00	1-0-0	1-0-0	2-0-0	8-6
2000-01	1-0-0	1-0-0	2-0-0	8-2
2001-02	1-0-0	0-1-0	1-1-0	6-6
2002-03	0-0-1	-	0-0-1	3-3
2003-04	-	0-1-0	0-1-0	0-3
2004-05	-	-	-	-
2005-06	-	-	-	-
2006-07	0-1-0	-	0-1-0	2-5
2007-08	-	1-0-0	1-0-0	3-2
2008-09	1-0-0	1-0-0	2-0-0	12-3
2009-10	-	0-1-0	0-1-0	2-5
2010-11	0-0-1	-	0-0-1	2-2
2011-12	-	1-0-0	1-0-0	1-0
2012-13	-	-	-	-

**FRANCHISE
TOTALS** 21-31-12 18-37-11 39-68-23 374-452

STARS VS RANGERS

2012-13 POINTS LEADER

Derek Stepan (18-26=44)

LONGEST STREAKS

Dallas Win: 5 games

April 9, 1999 - Jan. 8, 2001

New York Win: 7 games

March 17, 1976 - Dec. 3, 1977

Dallas Undeclared: 8 games

Oct. 28, 1997 - Jan 8, 2001 (6-0-2)

New York Undeclared: 13 games

March 17, 1976 - Nov. 18, 1978 (11-0-2)

MOST GOALS IN A GAME

By Dallas: 10, Feb. 6, 2009 (10-2 W)

By New York: 11, Dec. 4, 1976 (4-11 L)

Combined: 15, Dec. 4, 1976 (4-11 L)

LAST SHUTOUT

By Dallas: Dec. 13, 2011 (1-0 W, Bachman)

By New York: Nov. 4, 2003 (0-3 L, Markkanen)

OT/SHOOTOUT/PENALTY SHOT

OT Record vs. NYR: 2-0-9

Shootout Record vs. NYR: 0-1

Last Penalty Shot vs. NYR: None

LAST HAT TRICK

By Dallas: Nieuwendyk, Dec. 31, 2000

By New York: McClanahan, Nov. 24, 1982

2013-14 SCHEDULE VS RANGERS

Nov. 21 vs. New York Rangers

Jan. 10 at New York Rangers

**Note: All records reflect
full franchise histories*





OTTAWA SENATORS

ATLANTIC DIVISION | EAST

2012-13 RECORD: 25-17-6, 7TH EAST

STARS VS SENATORS

2012-13 POINTS LEADER

Kyle Turris (12-17=29)

LONGEST STREAKS

Dallas Win: 3 games (2 times)

Last: March 20, 2010 - Dec. 1, 2011

Ottawa Win: 2 games (2 times)

Last: Dec. 7, 2007 - Dec. 20, 2008

Dallas Undeclared: 6 games

Dec. 1, 1992 - Feb. 22, 1996 (5-0-1)

Ottawa Undeclared: 2 games (2 times)

Last: Dec. 7, 2007 - Dec. 20, 2008 (2-0-0)

MOST GOALS IN A GAME

By Dallas: 7, Jan. 21, 1993 (7-2 W)

By Ottawa: 6, Dec. 5, 2001 (3-6 L)

Combined: 11, Oct. 21, 1993 (6-5 OTW)

LAST SHUTOUT

By Dallas: Dec. 15, 2005 (2-0 W, Turco)

By Ottawa: Jan. 7, 1998 (0-2 L, Rhodes)

OT/SHOOTOUT/PENALTY SHOT

OT Record vs. OTT: 1-3-0

Shootout Record vs. OTT: 0-0

Last Penalty Shot vs. OTT: None

LAST HAT TRICK

By Dallas: Hull, March 18, 2001

By Ottawa: Spezza, March 20, 2010

2013-14 SCHEDULE VS SENATORS

Nov. 3 at Ottawa

March 22 vs. Ottawa

**Note: All records reflect
full franchise histories*

SENATORS INFORMATION

Founded - 1992-93

Home Arena - Canadian Tire Centre

Stanley Cups - None

Exec. VP/General Manager - Bryan Murray

Head Coach - Paul MacLean

**Assistant Coaches - Dave Cameron, Mark
Reeds**

Goaltending Coach - Rick Wamsley

**P.R. Representatives - Brian Morris, Chris
Moore, Amanda Nigh**

TV Play-By-Play - Dean Brown

TV Color Analyst - Denis Potvin

Radio Play-By-Play - Dave Schreiber

Radio Color Analyst - Gord Wilson

YEAR BY YEAR

YEAR	HOME	ROAD	TOT	GF-GA
1993-94	1-1-0	1-0-0	2-1-0	16-11
1994-95	-	-	-	-
1995-96	1-0-0	0-1-0	1-1-0	4-6
1996-97	1-0-0	1-0-0	2-0-0	9-1
1997-98	0-1-0	0-1-0	0-2-0	1-5
1998-99	0-1-0	1-0-0	1-1-0	4-4
1999-00	-	1-0-0	1-0-0	3-1
2000-01	1-0-0	0-1-0	1-1-0	6-4
2001-02	0-1-0	-	0-1-0	3-6
2002-03	1-0-0	0-0-1	1-0-1	7-6
2003-04	1-0-0	-	1-0-0	5-3
2004-05	-	-	-	-
2005-06	-	1-0-0	1-0-0	2-0
2006-07	-	-	-	-
2007-08	0-1-0	-	0-1-0	2-4
2008-09	-	0-0-1	0-0-1	4-5
2009-10	1-0-0	-	1-0-0	5-4
2010-11	-	1-0-0	1-0-0	2-1
2011-12	1-0-0	-	1-0-0	3-2
2012-13	-	-	-	-
FRANCHISE TOTALS	9-5-0	7-3-2	16-8-2	86-66



PHILADELPHIA FLYERS

METROPOLITAN DIVISION | EAST
2012-13 RECORD: 23-22-3, 10TH EAST



FLYERS INFORMATION

Founded - 1967-68

Home Arena - Wells Fargo Center

Stanley Cups - 1974, 1975

General Manager - Paul Holmgren

Head Coach - Peter Laviolette

Assistant Coaches - Joe Mullen, Kevin McCarthy,
Craig Berube

Goaltending Coach - Jeff Reese

P.R. Representatives - Zack Hill, Joe Sivilie,
Brian Smith

TV Play-By-Play - Jim Jackson

TV Color Analyst - Steve Coates

Radio Play-By-Play - Tim Saunders

Radio Color Analyst - Chris Therien

YEAR BY YEAR

YEAR	HOME	ROAD	TOT	GF-GA
1993-94	1-0-0	1-0-0	2-0-0	12-3
1994-95	-	-	-	-
1995-96	0-0-1	0-1-0	0-1-1	5-10
1996-97	0-1-0	0-0-1	0-1-1	6-9
1997-98	1-0-0	0-0-0	1-0-1	4-3
1998-99	-	0-0-1	0-0-1	1-1
1999-00	1-0-0	0-0-1	1-0-1	3-1
2000-01	1-0-0	-	1-0-0	4-1
2001-02	0-0-1	0-1-0	0-1-1	4-5
2002-03	-	0-0-1	0-1-1	2-2
2003-04	0-0-1	0-0-1	0-0-2	4-4
2004-05	-	-	-	-
2005-06	-	-	-	-
2006-07	1-0-0	-	1-0-0	3-2
2007-08	-	1-0-0	1-0-0	4-1
2008-09	-	0-1-0	0-1-0	3-4
2009-10	0-1-0	0-1-0	0-2-0	5-9
2010-11	0-0-1	0-1-0	0-1-1	3-5
2011-12	0-1-0	0-0-0	0-1-0	1-4
2012-13	-	-	-	-

**FRANCHISE
TOTALS** 28-25-17 10-45-16 38-70-33 385-493

STARS VS FLYERS

2012-13 POINTS LEADER

Claude Giroux (13-35=48)

LONGEST STREAKS

Dallas Win: 2 games (5 times)

Last: March 13, 2007 - Dec. 1, 2007

Philadelphia Win: 6 games

Nov. 24, 2008 - Dec. 21, 2011

Dallas Undeclared: 8 games

Jan. 21, 1997 - Nov. 23, 2001 (3-0-5)

Philadelphia Undeclared: 14 games

March 5, 1975 - Dec. 29, 1977 (10-0-4)

MOST GOALS IN A GAME

By Dallas: 8, Jan. 6, 1994 (8-0 W)

By Philadelphia: 9 (3x), *Last:* Oct. 31, 1976 (1-9 L)

Combined: 14, Oct. 11, 1975 (5-9 L)

LAST SHUTOUT

By Dallas: March 1, 2000 (2-0 W, Belfour)

By Philadelphia: Dec. 21, 1991 (0-3 L, Hextall)

OT/SHOOTOUT/PENALTY SHOT

OT Record vs. PHI: 1-1-13

Shootout Record vs. PHI: 0-1

Last Penalty Shot vs. PHI: Bjuggstad, Nov. 3,
1984 (Lindbergh), Unsuccessful

LAST HAT TRICK

By Dallas: Christoff, Jan., 22, 1981

By Philadelphia: Propp, Oct. 13, 1988

2013-14 SCHEDULE VS FLYERS

Dec. 7 vs. Philadelphia

March 20 at Philadelphia

**Note: All records reflect
full franchise histories*





PHOENIX COYOTES

PACIFIC DIVISION | WEST

2012-13 RECORD: 21-18-9, 10TH WEST

STARS VS COYOTES

2012-13 POINTS LEADER

Keith Yandle (10-20=30)

LONGEST STREAKS

Dallas Win: 8 games

Dec. 26, 1979 - Nov. 18, 1981

Phoenix Win: 6 games

Jan. 10, 2009 - Jan. 31, 2010

Dallas Undefeated: 10 games

Dec. 1, 1979 - Nov. 27, 1981 (8-0-2)

Phoenix Undefeated: 8 games

Dec. 10, 2008 - Jan. 31, 2010 (7-0-1)

MOST GOALS IN A GAME

By Dallas: 15, Nov. 11, 1981 (15-2 W)

By Phoenix: 8 (2x), Last: March 26, 1996 (2-8 L)

Combined: 17, Nov. 11, 1981 (15-2 W)

LAST SHUTOUT

By Dallas: Feb. 13, 2010 (3-0 W, Turco)

By Phoenix: Feb. 2, 2013 (0-2 L, Smith)

OT/SHOOTOUT/PENALTY SHOT

OT Record vs. PHX: 6-4-11

Shootout Record vs. PHX: 6-3

Last Penalty Shot vs. PHX: Eriksson, Dec. 26, 2010 (LaBarbera), Unsuccessful

LAST HAT TRICK

By Dallas: Kapanen, Feb. 9, 2006

By Phoenix: Carcillo, April 4, 2008

2013-14 SCHEDULE VS COYOTES

Feb. 4 at Phoenix

Feb. 8 vs. Phoenix

April 13 at Phoenix

**Note: All records reflect full franchise histories*

COYOTES INFORMATION

Founded - 1979-80 (Winnipeg)/1996-97 (Phoenix)

Home Arena - Jobing.com Arena

Stanley Cups - None

General Manager - Don Maloney

Head Coach - Dave Tippett

Associate Coach - Jim Playfair

Assistant Coach - Newell Brown

Asst. to the GM/Goaltending Coach - Sean Burke

P.R. Representatives - Rich Nairn, Chris Wojcik, Greg Dillard

Play-By-Play - Matt McConnell

TV Color Analyst - Tyson Nash

Radio Play-By-Play - Bob Heethuis

YEAR BY YEAR

YEAR	HOME	ROAD	TOT	GF-GA
1993-94	1-0-2	2-1-0	3-1-2	20-15
1994-95	1-1-0	1-1-0	2-2-0	16-13
1995-96	1-2-0	0-2-0	1-4-0	14-24
1996-97	1-2-0	2-0-1	3-2-1	20-19
1997-98	2-0-1	1-2-0	3-2-1	20-12
1998-99	2-1-0	2-1-0	4-2-0	11-10
1999-00	0-2-1	3-0-0	3-2-1	19-14
2000-01	0-1-1	1-1-1	1-2-2	12-15
2001-02	2-1-0	1-1-0	3-2-0	15-16
2002-03	1-0-1	2-0-1	3-0-2	17-8
2003-04	1-1-1	1-2-0	2-3-1	16-20
2004-05	-	-	-	-
2005-06	2-2-0	3-1-0	5-3-0	25-22
2006-07	3-1-0	4-0-0	7-1-0	29-15
2007-08	1-3-0	2-2-0	3-5-0	18-27
2008-09	1-2-0	1-0-2	2-2-2	13-15
2009-10	1-1-1	1-2-0	2-3-1	15-14
2010-11	1-1-1	1-1-1	2-2-2	14-15
2011-12	2-1-0	1-1-1	3-2-1	11-15
2012-13	2-0-0	0-2-0	2-2-0	8-10

**FRANCHISE
TOTALS**

40-30-11 40-32-8 80-62-19 515-472



PITTSBURGH PENGUINS

METROPOLITAN DIVISION | EAST
2012-13 RECORD: 36-12-0, 1ST EAST



PENGUINS INFORMATION

Founded - 1967-68

Home Arena - CONSOL Energy Center

Stanley Cups - 1991, 1992, 2009

Exec. VP/General Manager - Ray Shero

Head Coach - Dan Bylsma

Assistant Coaches - Tony Granato, Todd Reirden, Jacques Martin

Goaltending Coach - TBA

P.R. Representatives - Tom McMillan, Jennifer Bullano, Jason Seidling

TV Play-By-Play - Paul Steigerwald

TV Color Analyst - Bob Errey

Radio Play-By-Play - Mike Lange

Radio Color Analyst - Phil Bourque

YEAR BY YEAR

YEAR	HOME	ROAD	TOT	GF-GA
1993-94	1-0-0	1-0-0	2-0-0	12-5
1994-95	-	-	-	-
1995-96	0-1-0	0-1-0	0-2-0	3-9
1996-97	1-0-0	0-1-0	1-1-0	7-5
1997-98	0-0-1	1-0-0	1-0-1	5-2
1998-99	1-0-0	0-0-1	1-0-1	8-6
1999-00	1-0-0	-	1-0-0	6-4
2000-01	1-0-0	1-0-0	2-0-0	14-7
2001-02	-	0-1-0	0-1-0	2-3
2002-03	1-0-0	-	1-0-0	3-1
2003-04	-	0-1-0	0-1-0	0-4
2004-05	-	-	-	-
2005-06	-	-	-	-
2006-07	0-0-1	-	0-0-1	3-4
2007-08	-	0-1-0	0-1-0	1-4
2008-09	0-1-0	-	0-1-0	1-4
2009-10	-	0-1-0	0-1-0	3-6
2010-11	1-0-0	-	1-0-0	5-2
2011-12	0-0-1	0-1-0	0-1-1	4-7
2012-13	-	-	-	-

FRANCHISE TOTALS 38-22-8 19-41-6 57-63-14 441-476

STARS VS PENGUINS

2012-13 POINTS LEADER

Sidney Crosby (15-41=56)

LONGEST STREAKS

Dallas Win: 4 games (2 times)

Last: Jan. 12, 1983 - Dec. 1, 1983

Pittsburgh Win: 8 games

Oct. 15, 1985 - March 1, 1988

Dallas Undeclared: 8 games

March 16, 1997 - Jan. 19, 2001 (6-0-2)

Pittsburgh Undeclared: 8 games

Oct. 15, 1985 - March 1, 1988 (8-0-0)

MOST GOALS IN A GAME

By Dallas: 10, March 7, 1973 (10-4 W)

By Pittsburgh: 9, Jan. 12, 1989 (2-9 L)

Combined: 15 (2x), Last: Feb. 3, 1982 (9-6 W)

LAST SHUTOUT

By Dallas: March 22, 1998 (0-0 T, Belfour)

By Pittsburgh: March 9, 2004 (0-4 L, Aubin)

OT/SHOOTOUT/PENALTY SHOT

OT Record vs. PIT: 1-1-3

Shootout Record vs. PIT: 0-2

Last Penalty Shot vs. PIT: Modano, Oct. 24, 2001 (Hedberg), Unsuccessful

LAST HAT TRICK

By Dallas: Nieuwendyk, Nov. 5, 1997

By Pittsburgh: Brown, March 4, 1990

2013-14 SCHEDULE VS PENGUINS

Jan. 25 vs. Pittsburgh

March 18 at Pittsburgh

**Note: All records reflect full franchise histories*





SAN JOSE SHARKS

PACIFIC DIVISION | WEST

2012-13 RECORD: 25-16-7, 6TH WEST

STARS VS SHARKS

2012-13 POINTS LEADER

Joe Thornton (7-33=40)

LONGEST STREAKS

Dallas Win: 6 games

Oct. 17, 1991 - March 9, 1993

San Jose Win: 5 games (2 times)

Last: March 15, 2011 - Feb. 2, 2012

Dallas Undefeated: 9 games

Jan. 13, 2004 - Jan. 30, 2006 (6-0-3)

San Jose Undefeated: 8 games

March 15, 2011 - April. 3, 2012 (7-0-1)

MOST GOALS IN A GAME

By Dallas: 10, Nov. 28, 1992 (10-3 W)

By San Jose: 7, Feb. 6, 1994 (1-7 L)

Combined: 13, Nov. 28, 1992 (10-3 W)

LAST SHUTOUT

By Dallas: Dec. 21, 2006 (3-0 W, Turco)

By San Jose: March 31, 2012 (0-3 L, Niemi)

OT/SHOOTOUT/PENALTY SHOT

OT Record vs. SJS: 3-5-4

Shootout Record vs. SJS: 8-1

Last Penalty Shot vs. SJS: Zubov, Nov. 7, 2007 (Nabokov), Unsuccessful

LAST HAT TRICK

By Dallas: Ott, March 31, 2010

By San Jose: Ricci, April 7, 2001

2013-14 SCHEDULE VS SHARKS

Oct. 17 vs. San Jose

Dec. 21 at San Jose

Feb. 5 at San Jose

**Note: All records reflect full franchise histories*

SHARKS INFORMATION

Founded - 1991-92

Home Arena - SAP Center

Stanley Cups - None

Exec. VP/General Manager - Doug Wilson

Head Coach - Todd McLellan

Associate Coach - Larry Robinson

Assistant Coaches - Jim Johnson, Jay Woodcroft

Goaltending Dev. Coach - Corey Schwab

P.R. Representatives - Scott Emmert, Ryan Stenn, Ben Guerrero, Jason Plank

TV Play-By-Play - Randy Hahn

TV Color Analyst - Drew Remenda

Radio Play-By-Play - Dan Rusanowsky

Radio Color Analyst - Jamie Baker

YEAR BY YEAR

YEAR	HOME	ROAD	TOT	GF-GA
1993-94	1-1-0	1-1-0	2-2-0	13-14
1994-95	0-1-1	0-2-0	0-3-1	9-13
1995-96	2-0-0	2-0-0	4-0-0	12-7
1996-97	0-2-0	0-2-0	0-4-0	4-10
1997-98	0-2-0	0-2-0	2-2-0	7-7
1998-99	2-0-1	2-1-0	4-1-1	13-11
1999-00	1-2-0	1-2-0	2-4-0	12-17
2000-01	1-1-0	2-0-1	3-1-1	14-11
2001-02	1-1-1	1-1-0	2-2-1	12-12
2002-03	2-0-0	3-0-0	5-0-0	16-6
2003-04	2-0-1	1-1-1	3-1-2	15-8
2004-05	-	-	-	-
2005-06	2-0-2	2-2-0	4-2-2	24-26
2006-07	2-2-0	3-1-0	5-3-0	18-16
2007-08	1-2-1	3-0-1	4-2-2	24-20
2008-09	0-3-0	1-2-0	1-5-0	10-18
2009-10	2-1-0	2-1-0	4-2-0	19-14
2010-11	1-1-1	2-1-0	3-2-1	16-24
2011-12	1-2-0	0-3-0	1-5-0	11-25
2012-13	2-0-0	1-1-0	3-1-0	11-9

FRANCHISE TOTALS 26-21-8 32-21-3 58-42-11 303-285

ST. LOUIS BLUES

CENTRAL DIVISION | WEST
2012-13 RECORD: 29-17-2, 4TH WEST



BLUES INFORMATION

Founded - 1967-68

Home Arena - Scottrade Center

Stanley Cups - None

Exec. VP/GM/Alt. Governor - Doug Armstrong

Head Coach - Ken Hitchcock

Associate Coach - Brad Shaw

Assistant Coaches - Gary Agnew, Ray Bennett

Goaltending Coach - Cory Hirsch

P.R. Representatives - Mike Caruso, Rich Jankowski, Dan O'Neill

TV Play-By-Play - John Kelly

TV Color Analyst - Darren Pang, Bernie Federko

Radio Play-By-Play - Chris Kerber

Radio Color Analyst - Kelly Chase

YEAR BY YEAR

YEAR	HOME	ROAD	TOT	GF-GA
1993-94	3-0-0	0-2-1	3-2-1	23-17
1994-95	1-2-0	1-1-0	2-3-0	15-21
1995-96	1-2-0	1-1-1	2-3-1	13-17
1996-97	1-0-1	1-2-0	2-2-1	19-20
1997-98	1-2-0	1-2-0	2-4-0	12-21
1998-99	2-0-0	0-1-1	2-1-1	16-14
1999-00	1-1-0	1-1-0	2-2-0	12-11
2000-01	0-0-2	0-0-1	0-0-3	7-8
2001-02	1-0-1	0-1-1	1-1-2	8-11
2002-03	1-0-1	1-1-0	2-1-1	12-10
2003-04	2-0-0	1-1-0	3-1-0	9-5
2004-05	-	-	-	-
2005-06	2-0-0	1-0-1	3-0-1	16-8
2006-07	1-1-0	0-2-0	1-3-0	9-12
2007-08	2-0-0	1-1-1	3-1-0	15-11
2008-09	1-1-0	0-2-0	1-3-0	9-18
2009-10	0-1-1	1-1-0	1-2-1	9-12
2010-11	2-0-0	2-0-0	4-0-0	11-7
2011-12	1-1-0	0-2-0	1-3-0	8-11
2012-13	1-1-0	0-1-0	1-2-0	8-7

FRANCHISE TOTALS 63-44-24 37-72-23 100-116-47 800-845

STARS VS BLUES

2012-13 POINTS LEADER

Chris Stewart (18-18=36)

LONGEST STREAKS

Dallas Win: 6 games

Jan. 23, 2004 - Jan. 25, 2006

St. Louis Win: 6 games

Dec. 28, 1974 - Nov. 5, 1975

Dallas Undeclared: 15 games

March 8, 1982 - Jan. 27, 1984 (9-0-6)

St. Louis Undeclared: 9 games

Dec. 10, 1987 - Dec. 30, 1988 (6-0-3)

MOST GOALS IN A GAME

By Dallas: 10, Jan. 27, 1984 (10-8 W)

By St. Louis: 9 (2x), Last: Jan. 28, 1988 (1-9 L)

Combined: 18, Jan. 27, 1984 (10-8 W)

LAST SHUTOUT

By Dallas: Dec. 29, 2005 (3-0 W, Turco)

By St. Louis: Jan. 16, 2012 (0-1 L, Halak)

OT/SHOOTOUT/PENALTY SHOT

OT Record vs. STL: 5-5-21

Shootout Record vs. STL: 3-1

Last Penalty Shot vs. STL: Modano, Jan. 23, 2004 (Osgood), Unsuccessful

LAST HAT TRICK

By Dallas: Gagner, April 12, 1994

By St. Louis: Kariya, Dec. 29, 2007

2013-14 SCHEDULE VS BLUES

Nov. 23 at St. Louis

Dec. 29 vs. St. Louis

March 11 at St. Louis

March 29 at St. Louis

April 11 vs. St. Louis

*Note: All records reflect full franchise histories





TAMPA BAY LIGHTNING

ATLANTIC DIVISION | EAST

2012-13 RECORD: 18-26-4, 14TH EAST

STARS VS LIGHTNING

2012-13 POINTS LEADER

Martin St Louis (17-43=60)

LONGEST STREAKS

Dallas Win: 6 games

Nov. 29, 1996 - March 31, 1999

Tampa Bay Win: 2 games

Oct. 18, 2010 - Jan. 20, 2012

Dallas Undefeated: 6 games

Nov. 29, 1996 - March 31, 1999 (6-0-0)

Tampa Bay Undefeated: 6 games

Jan. 20, 2006 - Jan. 20, 2012 (4-0-2)

MOST GOALS IN A GAME

By Dallas: 6 (3x), *Last: Nov. 20, 2000 (6-2 W)*

By Tampa Bay: 6, *Jan. 20, 2006 (3-6 L)*

Combined: 10 (2x), *Last: March 31, 1999 (6-4 W)*

LAST SHUTOUT

By Dallas: *Dec. 10, 1997 (3-0 W, Belfour)*

By Tampa Bay: *None*

OT/SHOOTOUT/PENALTY SHOT

OT Record vs. TBL: 2-0-3

Shootout Record vs. TBL: 0-0

Last Penalty Shot vs. TBL: *None*

LAST HAT TRICK

By Dallas: *None*

By Tampa Bay: *None*

2013-14 SCHEDULE VS LIGHTNING

March 1 vs. Tampa Bay

April 5 at Tampa Bay

**Note: All records reflect full franchise histories*

LIGHTNING INFORMATION

Founded - 1992-93

Home Arena - Tampa Bay Times Forum

Stanley Cups - 2004

Vice President/GM - Steve Yzerman

Head Coach - Jon Cooper

Assistant Coaches - Rick Bowness, Steve Thomas

Goaltending Coach - Frantz Jean

P.R. Representatives - Bill Wickett, Brian Breseman, Trevor van Knotsenburg

TV Play-By-Play - Rick Peckham

TV Color Analyst - Bobby Taylor

Radio Play-By-Play - David Mishkin

Radio Color Analyst - Phil Esposito

YEAR BY YEAR

YEAR	HOME	ROAD	TOT	GF-GA
1993-94	1-0-0	0-0-1	1-0-1	6-5
1994-95	-	-	-	-
1995-96	0-0-1	0-1-0	0-1-1	5-7
1996-97	1-0-0	1-0-0	2-0-0	6-1
1997-98	1-0-0	1-0-0	2-0-0	8-1
1998-99	1-0-0	1-0-0	2-0-0	10-5
1999-00	0-1-0	1-0-0	1-1-0	5-4
2000-01	1-0-0	1-0-0	2-0-0	9-4
2001-02	-	1-0-0	1-0-0	2-1
2002-03	0-1-0	-	0-1-0	1-4
2003-04	-	1-0-0	1-0-0	2-1
2004-05	-	-	-	-
2005-06	0-1-0	-	0-1-0	3-6
2006-07	-	1-0-0	1-0-0	2-1
2007-08	-	-	-	-
2008-09	-	0-1-0	0-1-0	2-4
2009-10	1-0-0	-	1-0-0	4-3
2010-11	-	0-1-0	0-1-0	4-5
2011-12	0-1-0	-	0-1-0	1-2
2012-13	-	-	-	-
FRANCHISE TOTALS	8-5-1	11-3-2	19-8-3	92-68



TORONTO MAPLE LEAFS

ATLANTIC DIVISION | EAST
2012-13 RECORD: 26-17-5, 5TH EAST



MAPLE LEAFS INFORMATION

Founded - 1917-18

Home Arena - Air Canada Centre

Stanley Cups - 1918, 1922, 1932, 1941, 1945, 1947, 1948, 1949, 1951, 1962, 1963, 1964, 1967

General Manager/Senior VP - David Nonis

Head Coach - Randy Carlyle

Assistant Coaches - Dave Farrish, Scott Gordon, Greg Cronin, Chris Dennis

Goaltending Coach - Rick St. Croix

P.R. Representatives - Pat Park, Craig Downey, Aaron Gogishvili

TV Play-By-Play - Joe Bowen

TV Color Analyst - Greg Millen

Radio Play-By-Play - Dan Dunleavy

Radio Color Analyst - Jim Ralph

YEAR BY YEAR

YEAR	HOME	ROAD	TOT	GF-GA
1993-94	1-1-1	0-3-0	1-4-1	19-23
1994-95	1-1-0	0-2-1	1-3-1	13-14
1995-96	1-1-0	1-2-0	2-3-0	9-10
1996-97	3-0-0	1-0-1	4-0-1	18-8
1997-98	2-1-0	2-1-0	4-2-0	19-12
1998-99	0-1-0	1-0-0	1-1-0	9-7
1999-00	-	0-1-0	0-1-0	0-4
2000-01	-	1-0-0	1-0-0	3-1
2001-02	-	0-0-1	0-0-1	5-5
2002-03	1-0-0	-	1-0-0	2-1
2003-04	0-1-0	-	0-1-0	1-3
2004-05	-	-	-	-
2005-06	1-0-0	-	1-0-0	2-1
2006-07	-	-	-	-
2007-08	1-0-0	-	1-0-0	3-1
2008-09	-	1-0-0	1-0-0	8-2
2009-10	1-0-0	-	1-0-0	4-2
2010-11	-	0-1-0	0-1-0	1-4
2011-12	0-0-1	-	0-0-1	3-3
2012-13	-	-	-	-

FRANCHISE TOTALS 52-36-12 37-50-17 89-86-29 705-677

STARS VS MAPLE LEAFS

2012-13 POINTS LEADER

Phil Kessel (20-32=52)

LONGEST STREAKS

Dallas Win: 10 games

Jan. 18, 1986 - Dec. 18, 1986

Toronto Win: 9 games

Oct. 30, 1976 - Dec. 20, 1978

Dallas Undefeated: 14 games

April 3, 1985 - Dec. 23, 1986 (12-0-2)

Toronto Undefeated: 10 games

Oct. 30, 1976 - Jan. 10, 1979 (9-0-1)

MOST GOALS IN A GAME

By Dallas: 9 (2x), *Last: April 3, 1985 (9-7 W)*

By Toronto: 9, *Feb. 25, 1975 (2-9 L)*

Combined: 16, *April 3, 1985 (9-7 W)*

LAST SHUTOUT

By Dallas: *Oct. 19, 1996 (2-0 W, Moog)*

By Toronto: *Oct. 25, 1999 (0-4 L, Joseph)*

OT/SHOOTOUT/PENALTY SHOT

OT Record vs. TOR: 7-5-13

Shootout Record vs. TOR: 0-1

Last Penalty Shot vs. TOR: *Ciccarelli, Nov. 26, 1988 (Bester), Unsuccessful*

LAST HAT TRICK

By Dallas: *Neal, Dec. 23, 2008*

By Toronto: *Derlago, April 3, 1985*

2013-14 SCHEDULE VS MAPLE LEAFS

Dec. 5 at Toronto

Jan. 23 vs. Toronto

**Note: All records reflect full franchise histories*





VANCOUVER CANUCKS

PACIFIC DIVISION | WEST

2012-13 RECORD: 26-15-7, 3RD WEST

STARS VS CANUCKS

2012-13 POINTS LEADER

Henrik Sedin (11-34=45)

LONGEST STREAKS

Dallas Win: 5 games

March 28, 1978 - Feb. 14, 1979

Vancouver Win: 6 games (2 times)

Last: Jan. 2, 2010 - Feb. 19, 2011

Dallas Undefeated: 12 games

Oct. 14, 1972 - Oct. 22, 1974 (8-0-4)

Vancouver Undefeated: 7 games (2 times)

Last: Jan. 2, 2010 - Feb. 26, 2011 (6-0-1)

MOST GOALS IN A GAME

By Dallas: 9 (3x), Last: Oct. 7, 1983 (9-10 L)

By Vancouver: 10 (2x), Last: Jan. 31, 1986 (5-10 L)

Combined: 19, Oct. 7, 1983 (9-10 L)

LAST SHUTOUT

By Dallas: March 18, 2004 (3-0 W, Turco)

By Vancouver: Jan. 10, 1999 (0-2 L, Hirsch)

OT/SHOOTOUT/PENALTY SHOT

OT Record vs. VAN: 5-1-10

Shootout Record vs. VAN: 2-2

Last Penalty Shot vs. VAN: Ribeiro, March 22, 2012 (Schneider), Unsuccessful

LAST HAT TRICK

By Dallas: Bellows, Nov. 23, 1990

By Vancouver: Bertuzzi, March 17, 2003

2013-14 SCHEDULE VS CANUCKS

Nov. 17 at Vancouver

Dec. 19 vs. Vancouver

March 6 vs. Vancouver

*Note: All records reflect full franchise histories

CANUCKS INFORMATION

Founded - 1970-71

Home Arena - Rogers Arena

Stanley Cups - None

President/General Manager - Michael D. Gillis

Head Coach - John Tortorella

Assistant Coaches - Glen Gulutzan, Mike Sullivan, Darryl Williams

Goaltending Coach - Roland Melanson

P.R. Representatives - T.C. Carling, Ben Brown, Stephanie Maniago, Jen Rollins

TV Play-By-Play - John Shorthouse

TV Color Analyst - John Garrett

Radio Play-By-Play - John Shorthouse/Rick Ball

Radio Color Analyst - Dave Tomlinson

YEAR BY YEAR

YEAR	HOME	ROAD	TOT	GF-GA
1993-94	1-1-0	2-0-0	3-1-0	9-8
1994-95	0-0-2	0-0-2	0-0-4	8-8
1995-96	1-1-0	1-1-0	2-2-0	16-17
1996-97	1-1-0	1-1-0	2-2-0	6-11
1997-98	0-1-1	1-1-0	1-2-1	10-14
1998-99	1-1-0	0-2-0	1-3-0	10-15
1999-00	0-1-1	2-0-0	2-1-1	10-9
2000-01	1-1-0	1-1-0	2-2-0	11-13
2001-02	0-2-0	2-0-0	2-2-0	11-13
2002-03	1-1-0	2-0-0	3-1-0	14-8
2003-04	2-0-0	1-0-1	3-0-1	11-6
2004-05	-	-	-	-
2005-06	2-0-0	1-1-0	3-1-0	11-9
2006-07	2-0-0	0-1-1	2-1-1	6-6
2007-08	1-1-0	1-1-0	2-2-0	11-12
2008-09	1-1-0	1-1-0	2-2-0	8-12
2009-10	1-1-0	0-1-1	1-2-1	9-11
2010-11	0-2-0	0-2-0	0-4-0	5-20
2011-12	1-1-0	1-1-0	2-2-0	11-11
2012-13	1-1-0	1-0-0	2-1-0	12-8

FRANCHISE

TOTALS 46-29-12 35-38-13 81-67-25 552-553

WASHINGTON CAPITALS

METROPOLITAN DIVISION | EAST
2012-13 RECORD: 27-18-3, 3RD EAST



CAPITALS INFORMATION

Founded - 1974-75

Home Arena - Verizon Center

Stanley Cups - None

VP/General Manager - George McPhee

Head Coach - Adam Oates

Assistant Coaches - Calle Johansson, Blaine Forsythe

Goaltending Coach - Dave Prior

P.R. Representatives - Kurt Kehl, Sergey Kocharov, Pace Sagester, Megan Eichenberg

TV Play-By-Play - Joe Beninati

TV Color Analyst - Craig Laughlin

Radio Play-By-Play - John Walton

Radio Color Analyst - Ken Sabourin

YEAR BY YEAR

YEAR	HOME	ROAD	TOT	GF-GA
1993-94	1-0-0	1-0-0	2-0-0	12-5
1994-95	-	-	-	-
1995-96	0-1-0	0-1-0	0-2-0	4-6
1996-97	1-0-0	1-0-0	2-0-0	10-5
1997-98	1-0-0	1-0-0	2-0-0	6-4
1998-99	1-0-0	0-1-0	1-1-0	5-2
1999-00	1-0-0	0-0-1	1-0-1	4-3
2000-01	1-0-0	-	1-0-0	3-0
2001-02	0-0-1	1-0-0	1-0-1	7-5
2002-03	1-0-0	1-0-0	2-0-0	11-3
2003-04	1-0-0	-	1-0-0	4-2
2004-05	-	-	-	-
2005-06	1-0-0	-	1-0-0	4-1
2006-07	-	0-1-0	0-1-0	3-4
2007-08	-	-	-	-
2008-09	0-0-1	-	0-0-1	5-6
2009-10	-	1-0-0	1-0-0	3-3
2010-11	1-0-0	-	1-0-0	2-1
2011-12	-	1-0-0	1-0-0	5-2
2012-13	-	-	-	-

FRANCHISE TOTALS 23-11-10 19-16-8 42-27-18 304-247

STARS VS CAPITALS

2012-13 POINTS LEADER

Alex Ovechkin (32-24=56)

LONGEST STREAKS

Dallas Win: 5 games (2 times)

Last: March 12, 2002 - Jan. 12, 2006

Washington Win: 4 games

Feb. 3, 1983 - March 21, 1984

Dallas Undeclared: 15 games

Oct. 8, 1996 - Jan. 12, 2006 (12-0-3)

Washington Undeclared: 10 games

Jan. 21, 1986 - Jan. 30, 1989 (7-0-3)

MOST GOALS IN A GAME

By Dallas: 7 (4x), *Last:* Feb. 20, 1982 (7-3 W)

By Washington: 8, *Oct. 24, 1986 (2-8 L)*

Combined: 12, *Jan. 21, 1986 (5-7 L)*

LAST SHUTOUT

By Dallas: *Oct. 14, 2000 (3-0 W, Belfour)*

By Washington: *Feb. 20, 1988 (0-3 L, Malarchuk)*

OT/SHOOTOUT/PENALTY SHOT

OT Record vs. WSH: 1-4-6

Shootout Record vs. WSH: 1-0

Last Penalty Shot vs. WSH: None

LAST HAT TRICK

By Dallas: R. Eriksson, *Nov. 27, 1976*

By Washington: None

2013-14 SCHEDULE VS CAPITALS

Oct. 5 vs. Washington

April 1 at Washington

**Note: All records reflect full franchise histories*





WINNIPEG JETS

CENTRAL DIVISION | WEST

2012-13 RECORD: 24-21-3, 9TH EAST

STARS VS JETS

2012-13 POINTS LEADER

Andrew Ladd (18-28=46)

LONGEST STREAKS

Dallas Win: 8 games

Nov. 28, 1999 - Jan. 8, 2004

Winnipeg Win: 1 game (3 times)

Last: March 14, 2012

Dallas Undefeated: 8 games

Nov. 28, 1999 - Jan. 8, 2004 (8-0-0)

Winnipeg Undefeated: 1 game (3 times)

Last: March 14, 2012 (0-1-0)

MOST GOALS IN A GAME

By Dallas: 6, Jan. 15, 2011 (6-1 W)

By Winnipeg: 6, Dec. 17, 2009 (5-6 L)

Combined: 11, Dec. 17, 2009 (5-6 L)

LAST SHUTOUT

By Dallas: Jan. 27, 2009 (2-0 W, Turco)

By Winnipeg: None

OT/SHOOTOUT/PENALTY SHOT

OT Record vs. WPG: 1-1-0

Shootout Record vs. WPG: 0-0

Last Penalty Shot vs. WPG: None

LAST HAT TRICK

By Dallas: None

By Winnipeg: None

2013-14 SCHEDULE VS JETS

Oct. 11 at Winnipeg

Oct. 26 vs. Winnipeg

Dec. 14 at Winnipeg

March 16 at Winnipeg

March 24 vs. Winnipeg

**Note: All records reflect full franchise histories*

JETS INFORMATION

Founded - 1999-00 (Atlanta)/2011-12 (Winnipeg)

Home Arena - MTS Centre

Stanley Cups - None

Exec. VP/General Manager - Kevin Cheveldayoff

Head Coach - Claude Noel

Assistant Coaches - Charlie Huddy, Perry Pearn, Pascal Vincent

Goaltending Coach - Wade Flaherty

P.R. Representatives - Scott Brown, Christina Caligiuri, Kalen Qually

TV Play-By-Play - Dennis Beyak

Radio Play-By-Play - Brian Munz

YEAR BY YEAR

YEAR	HOME	ROAD	TOT	GF-GA
1999-00	1-0-0	1-0-0	2-0-0	6-3
2000-01	-	1-0-0	1-0-0	3-2
2001-02	1-0-0	1-0-0	2-0-0	6-2
2002-03	1-0-0	1-0-0	2-0-0	8-5
2003-04	1-0-0	-	1-0-0	2-1
2004-05	-	-	-	-
2005-06	0-1-0	-	0-1-0	2-5
2006-07	-	1-0-0	1-0-0	5-3
2007-08	-	-	-	-
2008-09	1-0-0	-	1-0-0	2-0
2009-10	-	0-0-1	0-0-1	5-6
2010-11	1-0-0	-	1-0-0	6-1
2011-12	0-0-0	0-1-0	0-1-0	2-5
2012-13	-	-	-	-

FRANCHISE TOTALS	6-1-0	5-1-1	11-2-1	47-33
---------------------	-------	-------	--------	-------





SEASON
— BY —
SEASON
SUMMARIES



2012-13

GM: Joe Nieuwendyk | HEAD COACH: Glen Gulutzan

RECORD: 22-22-4 (48 Points) | STANDINGS: 5th Pacific, 11th West

PLAYER	GP	G	A	P	+/-	PIM	EV	PP	SHG	GWG
Jamie Benn	41	12	21	33	-12	40	9	3	0	3
Loui Eriksson	48	12	17	29	-9	8	9	2	1	3
Ray Whitney	32	11	18	29	+1	4	7	4	0	1
Alex Goligoski	47	3	24	27	+4	18	3	0	0	0
Jaromir Jagr	34	14	12	26	-5	20	8	6	0	2
Cody Eakin	48	7	17	24	+1	31	4	3	0	1
Derek Roy	30	4	18	22	+3	4	3	1	0	1
Vernon Fiddler	46	4	13	17	+3	48	3	1	0	0
Antoine Roussel	39	7	7	14	+3	85	7	0	0	0
Michael Ryder	19	6	8	14	+4	8	4	2	0	2
Trevor Daley	44	4	9	13	+1	14	2	2	0	0
Stephane Robidas	48	1	12	13	+2	56	1	0	0	0
Eric Nystrom	48	7	4	11	-3	61	6	0	1	3
Brenden Morrow	29	6	5	11	-8	18	5	1	0	1
Ryan Garbutt	36	3	7	10	+1	32	3	0	0	0
Reilly Smith	37	3	6	9	0	8	3	0	0	0
Brenden Dillon	48	3	5	8	+1	65	3	0	0	1
Alex Chiasson	7	6	1	7	+3	0	5	1	0	1
Erik Cole	28	6	1	7	-7	10	5	1	0	0
Jordie Benn	26	1	5	6	-4	10	0	1	0	0
Philip Larsen	32	2	3	5	-10	18	1	1	0	0
Aaron Rome	27	0	5	5	-2	18	0	0	0	0
Tomas Vincour	15	2	1	3	0	2	2	0	0	0
Matt Fraser	12	1	2	3	0	0	1	0	0	0
Lane MacDermid	6	2	0	2	1	9	2	0	0	0
Jamie Oleksiak	16	0	2	2	-5	14	0	0	0	0
Tom Wandell	18	1	0	1	0	4	1	0	0	1
Colton Sceviour	1	0	1	1	-1	0	0	0	0	0
Toby Petersen	1	0	0	0	0	0	0	0	0	0
Francis Wathier	1	0	0	0	0	0	0	0	0	0

GOALTENDER	GP	W	L	OT/SOL	SA	SV	SV%	GAA	SO	A
Kari Lehtonen	36	15	14	3	1,050	962	.916	2.66	1	2
Richard Bachman	13	13	6	5	288	255	.885	3.25	0	0
Christopher Nilstorp	5	1	3	1	146	131	.897	3.09	0	0

SCHEDULE/ RESULTS

#	DATE	OPPONENT	RESULT	SCORE	RECORD	#	DATE	OPPONENT	RESULT	SCORE	RECORD
1	1/19	PHX	W	4-3	1-0-0	25	3/12	NSH	L	0-4	12-11-2
2	1/20	@ MIN	L	0-1	1-1-0	26	3/14	ANA	O**	1-2	12-11-3
3	1/22	@ DET	W	2-1	2-1-0	27	3/16	CHI	L	1-8	12-12-3
4	1/24	CHI	O*	2-3	2-1-1	28	3/18	CGY	W	4-3	13-12-3
5	1/26	STL	L	3-4	2-2-1	29	3/20	@ COL	L	3-4	13-13-3
6	1/28	@ CBJ	L	1-2	2-3-1	30	3/21	@ LAK	W	2-0	14-13-3
7	1/29	@ DET	L	1-4	2-4-1	31	3/23	COL	W	5-2	15-13-3
8	2/1	PHX	W**	4-3	3-4-1	32	3/25	MIN	L	4-7	15-14-3
9	2/2	@ PHX	L	0-2	3-5-1	33	3/29	MIN	W	5-3	16-14-3
10	2/4	@ COL	W	3-2	4-5-1	34	3/31	LAK	L	2-3	16-15-3
11	2/6	@ EDM	W*	3-2	5-5-1	35	4/1	ANA	L	0-4	16-16-3
12	2/8	ANA	W	3-1	6-5-1	36	4/3	@ ANA	L	2-5	16-17-3
13	2/12	@ EDM	W	4-1	7-5-1	37	4/5	@ ANA	W	3-1	17-17-3
14	2/13	@ CGY	L	4-7	7-6-1	38	4/7	@ SJS	W**	5-4	18-17-3
15	2/15	@ VAN	W	4-3	8-6-1	39	4/9	LAK	W	5-1	19-17-3
16	2/17	CGY	L	3-4	8-7-1	40	4/12	@ NSH	W	5-2	20-17-3
17	2/21	VAN	L	3-4	8-8-1	41	4/13	SJS	W	2-1	21-17-3
18	2/23	SJS	W	3-1	9-8-1	42	4/15	@ CHI	L	2-5	21-18-3
19	2/25	@ NSH	O*	4-5	9-8-2	43	4/18	VAN	W	5-1	22-18-3
20	2/26	@ CBJ	W*	5-4	10-8-2	44	4/19	@ STL	L	1-2	22-19-3
21	2/28	EDM	L	1-5	10-9-2	45	4/21	@ LAK	O*	3-4	22-19-4
22	3/3	STL	W	4-1	11-9-2	46	4/23	@ SJS	L	2-3	22-20-4
23	3/7	@ LAK	W	5-2	12-9-2	47	4/25	CBJ	L	1-3	22-21-4
24	3/9	@ PHX	L	1-2	12-10-2	48	4/27	DET	L	0-3	22-22-4

48 Game Schedule Due to Work Stoppage

GM: Joe Nieuwendyk | HEAD COACH: Glen Gulutzan

RECORD: 42-35-5 (89 Points) | STANDINGS: 4th Pacific, 10th West

2011-12 

PLAYER	GP	G	A	P	+/-	PIM	EV	PP	SHG	GWG
Loui Eriksson	82	26	45	71	+18	12	19	5	2	3
Jamie Benn	71	26	37	63	+15	55	23	2	1	7
Mike Ribeiro	74	18	45	63	+5	66	16	2	0	5
Michael Ryder	82	35	27	62	+17	46	28	7	0	6
Steve Ott	74	11	28	39	+5	156	7	4	0	2
Alex Goligoski	71	9	21	30	E	16	7	2	0	1
Brenden Morrow	57	11	15	26	+1	97	6	5	0	2
Trevor Daley	79	4	21	25	+3	42	3	1	0	2
Stephane Robidas	75	5	17	22	-5	48	3	2	0	1
Eric Nystrom	74	16	5	21	-10	24	16	0	0	1
Vernon Fiddler	82	8	13	21	-13	60	8	0	0	1
Sheldon Souray	64	6	15	21	+11	73	3	2	1	1
Radek Dvorak	73	4	17	21	-16	12	3	0	1	0
Adam Burish	65	6	13	19	+6	76	6	0	0	1
Tom Wandell	72	6	9	15	-5	16	6	0	0	0
Philip Larsen	55	3	8	11	+11	16	2	1	0	0
Tomas Vincour	47	4	6	10	-2	2	4	0	0	1
Jake Dowell	52	2	5	7	-3	53	2	0	0	0
Toby Petersen	39	2	3	5	-7	6	2	0	0	0
Nicklas Grossmann	52	0	5	5	E	26	0	0	0	0
Ryan Garbutt	20	2	1	3	-1	22	2	0	0	1
Adam Parry	36	0	3	3	-5	16	0	0	0	0
Jordie Benn	3	0	2	2	+1	0	0	0	0	0
Mark Fistric	60	0	2	2	-3	41	0	0	0	0
Krys Barch	10	0	0	0	-2	23	0	0	0	0
Brenden Dillon	1	0	0	0	E	0	0	0	0	0
Matt Fraser	1	0	0	0	E	0	0	0	0	0
Scott Glennie	1	0	0	0	E	2	0	0	0	0
Reilly Smith	3	0	0	0	-3	2	0	0	0	0
Francis Wathier	1	0	0	0	E	0	0	0	0	0

GOALTENDER	GP	W	L	OT/SOL	SA	SV	SV%	GAA	SO	A
Kari Lehtonen	59	32	22	4	1,739	1,603	.922	2.33	4	3
Richard Bachman	18	8	5	1	477	434	.910	2.77	1	1
Andrew Raycroft	10	2	8	0	303	272	.898	3.52	0	0

SCHEDULE/ RESULTS

#	DATE	OPPONENT	RESULT	SCORE	RECORD	#	DATE	OPPONENT	RESULT	SCORE	RECORD
1	10/7	CHI	W	2-1	1-0-0	42	1/12	@ LAK	W**	5-4	24-17-1
2	10/8	@ CHI	L	2-5	1-1-0	43	1/14	COL	L	1-2	24-18-1
3	10/10	PHX	W**	2-1	2-1-0	44	1/16	@ STL	L	0-1	24-19-1
4	10/13	STL	W	3-2	3-1-0	45	1/17	DET	O**	2-3	24-19-2
5	10/15	CBJ	W	4-2	4-1-0	46	1/20	TBL	L	1-2	24-20-2
6	10/18	@ CBJ	W	3-2	5-1-0	47	1/21	@ MIN	L	2-5	24-21-2
7	10/21	@ ANA	W	3-1	6-1-0	48	1/24	ANA	W	1-0	25-21-2
8	10/22	@ LAK	L	0-1	6-2-0	49	2/1	@ ANA	W	6-2	26-21-2
9	10/25	@ PHX	W**	3-2	7-2-0	50	2/2	@ SJS	L	2-5	26-22-2
10	10/27	LAK	L	3-5	7-3-0	51	2/4	MIN	W**	2-1	27-22-2
11	10/29	NJD	W	3-1	8-3-0	52	2/7	PHX	L	1-4	27-23-2
12	11/4	COL	W*	7-6	9-3-0	53	2/9	@ CBJ	W	4-2	28-23-2
13	11/6	@ CAR	W	5-2	10-3-0	54	2/10	@ BUF	O**	2-3	28-23-3
14	11/8	@ WSH	W	5-2	11-3-0	55	2/12	LAK	L	2-4	28-24-3
15	11/11	@ PIT	L	1-3	11-4-0	56	2/14	@ DET	L	1-3	28-25-3
16	11/12	@ DET	L	2-5	11-5-0	57	2/16	CGY	W*	3-2	29-25-3
17	11/15	FLA	L	0-6	11-6-0	58	2/18	@ PHX	O*	1-2	29-25-4
18	11/18	@ COL	L	0-3	11-7-0	59	2/19	NSH	L	2-3	29-26-4
19	11/19	SJS	L	1-4	11-8-0	60	2/21	@ MTL	W	3-0	30-26-4
20	11/21	EDM	W	4-1	12-8-0	61	2/23	@ CHI	W	3-1	31-26-4
21	11/23	LAK	W*	3-2	13-8-0	62	2/24	MIN	W	4-1	32-26-4
22	11/25	TOR	O**	3-4	13-8-1	63	2/26	VAN	W*	3-2	33-26-4
23	11/26	@ PHX	L	0-3	13-9-1	64	2/29	PIT	O**	3-4	33-26-5
24	11/28	@ COL	W	3-1	14-9-1	65	3/2	@ EDM	W	3-1	34-26-5
25	12/1	OTT	W	3-2	15-9-1	66	3/4	@ CGY	W**	3-2	35-26-5
26	12/3	NYI	L	4-5	15-10-1	67	3/6	@ VAN	W	5-2	36-26-5
27	12/8	@ SJS	L	2-5	15-11-1	68	3/8	SJS	W**	4-3	37-26-5
28	12/10	@ LAK	W	2-1	16-11-1	69	3/10	ANA	W	2-0	38-26-5
29	12/13	@ NYR	W	1-0	17-11-1	70	3/13	@ MIN	W	1-0	39-26-5
30	12/15	@ NYI	W	3-2	18-11-1	71	3/14	@ WPG	L	2-5	39-27-5
31	12/16	@ NJD	L	3-6	18-12-1	72	3/16	CHI	L	1-4	39-28-5
32	12/19	ANA	W	5-3	19-12-1	73	3/20	PHX	W**	4-3	40-28-5
33	12/21	PHI	L	1-4	19-13-1	74	3/22	VAN	L	1-2	40-29-5
34	12/23	NSH	W	6-3	20-13-1	75	3/24	CGY	W	4-1	41-29-5
35	12/26	@ STL	L	3-5	20-14-1	76	3/26	@ CGY	L	4-5	41-30-5
36	12/29	CBJ	L	1-4	20-15-1	77	3/28	@ EDM	W	3-1	42-30-5
37	12/31	BOS	W	4-2	21-15-1	78	3/30	@ VAN	L	2-5	42-31-5
38	1/3	DET	L	4-5	21-16-1	79	3/31	@ SJS	L	0-3	42-32-5
39	1/5	@ NSH	W	4-1	22-16-1	80	4/3	SJS	L	2-5	42-33-5
40	1/7	EDM	W	4-1	23-16-1	81	4/5	@ NSH	L	0-2	42-34-5
41	1/10	@ ANA	L	2-5	23-17-1	82	4/7	STL	L	2-3	42-35-5

Overtime **Shootout



2010-11

GM: Joe Nieuwendyk | HEAD COACH: Marc Crawford

RECORD: 42-29-11 (95 Points) | STANDINGS: 5th Pacific, 9th West

SEASON-BY-SEASON

PLAYER	GP	G	A	P	+/-	PIM	EV	PP	SHG	GWG
Brad Richards	72	28	49	77	1	24	21	7	0	3
Loui Eriksson	79	27	46	73	10	8	16	10	1	6
Mike Ribeiro	82	19	52	71	-4	28	12	7	0	4
Brenden Morrow	82	33	23	56	-3	76	23	9	1	5
James Benn	69	22	34	56	-5	52	12	6	4	3
James Neal	59	21	18	39	8	60	16	5	0	3
Steve Ott	82	12	20	32	-9	183	7	3	2	4
Stephane Robidas	81	5	25	30	-7	67	4	1	0	1
Trevor Daley	82	8	19	27	7	34	6	2	0	1
Jamie Langenbrunner	39	5	13	18	-3	29	4	1	0	1
Alex Goligoski	23	5	10	15	0	12	2	3	0	0
Adam Burish	63	8	6	14	2	91	8	0	0	1
Jeff Woywitka	63	2	9	11	5	24	1	1	0	0
Brandon Segal	46	5	5	10	0	41	5	0	0	1
Nicklas Grossmann	59	1	9	10	7	35	1	0	0	0
Tom Wandell	75	7	2	9	-5	14	7	0	0	1
Karlis Skrastins	74	3	5	8	-1	38	3	0	0	1
Toby Petersen	60	2	4	6	-7	8	0	0	2	0
Matt Niskanen	45	0	6	6	-1	30	0	0	0	0
Mark Fistric	57	2	3	5	-10	44	2	0	0	1
Jason Williams	27	2	3	5	-2	6	2	0	0	1
Brian Sutherby	51	2	2	4	-10	58	2	0	0	0
Krys Barch	44	2	1	3	-7	80	2	0	0	0
Tomas Vincour	24	1	1	2	-5	4	1	0	0	0
Aaron Gagnon	19	0	2	2	-3	0	0	0	0	0
Philip Larsen	6	0	2	2	1	0	0	0	0	0
Brad Lukowich	5	0	0	0	2	0	0	0	0	0
Travis Morin	3	0	0	0	0	0	0	0	0	0
Raymond Sawada	1	0	0	0	-1	0	0	0	0	0
Colton Sceviour	1	0	0	0	-1	0	0	0	0	0
Francis Wathier	3	0	0	0	-2	0	0	0	0	0
GOALTENDER	GP	W	L	OT/SOL	SA	SV	SV%	GAA	SO	A
Kari Lehtonen	69	34	24	11	2,043	1,868	.914	2.55	3	6
Andrew Raycroft	19	8	5	0	446	406	.910	2.83	2	0
Richard Bachman	1	0	0	0	4	4	1.00	0.00	0	0

SCHEDULE / RESULTS

#	DATE	OPPONENT	RESULT	SCORE	RECORD	#	DATE	OPPONENT	RESULT	SCORE	RECORD
1	10/8	@ NJD	W*	4-3	1-0-0	42	1/7	NYR	O**	2-3	24-13-5
2	10/9	@ NYI	W**	5-4	2-0-0	43	1/9	@ MIN	W	4-0	25-13-5
3	10/14	DET	W	4-1	3-0-0	44	1/11	EDM	W	3-2	26-13-5
4	10/16	STL	W**	3-2	4-0-0	45	1/15	ATL	W	6-1	27-13-5
5	10/18	@ TBL	L	4-5	4-1-0	46	1/17	LAK	W	2-1	28-13-5
6	10/21	@ FLA	W	4-1	5-1-0	47	1/20	@ EDM	W	4-2	29-13-5
7	10/23	NSH	L	0-1	5-2-0	48	1/21	@ CGY	L	4-7	29-14-5
8	10/26	ANA	L	2-5	5-3-0	49	1/24	@ VAN	L	1-7	29-15-5
9	10/28	LAK	L	2-5	5-4-0	50	1/26	EDM	W	3-1	30-15-5
10	10/30	BUF	W	4-0	6-4-0	51	2/1	VAN	L	1-4	30-16-5
11	11/3	PIT	W	5-2	7-4-0	52	2/3	@ BOS	L	3-6	30-17-5
12	11/5	PHX	W	6-3	8-4-0	53	2/5	@ PHI	L	1-3	30-18-5
13	11/6	@ COL	L	0-5	8-5-0	54	2/9	PHX	O*	2-3	30-18-6
14	11/11	@ LAK	L	1-3	8-6-0	55	2/11	CHI	W**	4-3	31-18-6
15	11/12	@ ANA	L	2-4	8-7-0	56	2/13	CBJ	L	1-2	31-19-6
16	11/16	ANA	W	2-1	9-7-0	57	2/15	@ EDM	L	1-4	31-20-6
17	11/18	SJS	W*	5-4	10-7-0	58	2/16	@ CGY	L	2-4	31-21-6
18	11/20	COL	O**	3-4	10-7-1	59	2/19	@ VAN	L	2-5	31-22-6
19	11/22	@ TOR	L	1-4	10-8-1	60	2/22	NJD	L	0-1	31-23-6
20	11/24	@ OTT	W	2-1	11-8-1	61	2/24	@ DET	W	4-1	32-23-6
21	11/26	STL	W	3-2	12-8-1	62	2/26	NSH	W	3-2	33-23-6
22	11/27	@ STL	W	2-1	13-8-1	63	3/1	@ PHX	W	3-2	34-23-6
23	11/29	@ CAR	W	4-1	14-8-1	64	3/4	@ ANA	O*	3-4	34-23-7
24	12/2	WSH	W	2-1	15-8-1	65	3/5	@ SJS	W	3-2	35-23-7
25	12/4	MIN	W*	4-3	16-8-1	66	3/7	@ LAK	W*	4-3	36-23-7
26	12/6	@ CBJ	O**	2-3	16-8-2	67	3/9	CGY	O**	3-4	36-23-8
27	12/8	@ CHI	L	3-5	16-9-2	68	3/11	MIN	W	4-0	37-23-8
28	12/10	CAR	W**	2-1	17-9-2	69	3/13	LAK	L	2-3	37-24-8
29	12/11	@ PHX	L	2-5	17-10-2	70	3/15	SJS	L	3-6	37-25-8
30	12/13	@ SJS	W**	3-2	18-10-2	71	3/17	CHI	W	5-0	38-25-8
31	12/16	SJS	O*	3-4	18-10-3	72	3/19	PHI	O**	2-3	38-25-9
32	12/18	@ CBJ	W	2-1	19-10-3	73	3/23	ANA	O*	3-4	38-25-10
33	12/19	@ DET	W*	4-3	20-10-3	74	3/26	@ NSH	L	2-4	38-26-10
34	12/21	MTL	W	5-2	21-10-3	75	3/29	@ PHX	O**	1-2	38-26-11
35	12/23	CGY	O**	2-3	21-10-4	76	3/31	@ SJS	L	0-6	38-27-11
36	12/26	PHX	L	0-1	21-11-4	77	4/2	@ LAK	L	1-3	38-28-11
37	12/28	@ NSH	W	4-2	22-11-4	78	4/3	@ ANA	W	4-3	39-28-11
38	12/29	DET	L	3-7	22-12-4	79	4/5	CBJ	W	3-0	40-28-11
39	12/31	VAN	L	1-4	22-13-4	80	4/7	COL	W	4-2	41-28-11
40	1/2	@ STL	W	4-2	23-13-4	81	4/8	@ COL	W	3-2	42-28-11
41	1/5	@ CHI	W	4-2	24-13-4	82	4/10	@ MIN	L	3-5	42-29-11

* Overtime ** Shootout

148 | 2010-11

DALLAS STARS

GM: Joe Nieuwendyk | HEAD COACH: Marc Crawford

RECORD: 37-31-14 (88 Points) | STANDINGS: 5th Pacific, 12th West

2009-10 

PLAYER	GP	G	A	P	+/-	PIM	EV	PP	SHG	GWG
Brad Richards	80	24	67	91	-12	14	11	13	0	2
Loui Eriksson	82	29	42	71	-4	26	21	6	2	4
James Neal	78	27	28	55	-5	64	24	2	1	4
Mike Ribeiro	66	19	34	53	-5	38	9	8	2	0
Brenden Morrow	76	20	26	46	-3	69	10	9	1	2
Jamie Benn	82	22	19	41	-1	45	20	2	0	3
Stephane Robidas	82	10	31	41	-10	70	3	7	0	1
Steve Ott	73	22	14	36	-14	153	13	8	1	2
Mike Modano	59	14	16	30	-6	22	11	3	0	2
Trevor Daley	77	6	16	22	3	25	4	2	0	2
Jere Lehtinen	58	4	13	17	-8	8	2	1	1	0
Toby Petersen	78	9	6	15	3	6	8	0	1	0
Tom Wandell	50	5	10	15	2	14	5	0	0	3
Matt Niskanen	74	3	12	15	-15	18	3	0	0	2
Karlis Skrastins	79	2	11	13	-4	24	2	0	0	1
Fabian Brunnstrom	44	2	9	11	-3	10	2	0	0	0
Brandon Segal	19	5	5	10	3	18	5	0	0	2
Mark Fistric	67	1	9	10	27	69	1	0	0	0
Brian Sutherby	46	5	4	9	8	66	5	0	0	0
Nicklas Grossmann	71	0	7	7	-3	32	0	0	0	0
Krys Barch	63	0	6	6	0	130	0	0	0	0
Jeff Woywitka	36	0	3	3	-6	11	0	0	0	0
Warren Peters	11	1	0	1	1	2	1	0	0	0
Phillip Larsen	2	0	1	1	1	0	0	0	0	0
Matt Climie	1	0	0	0	0	0	0	0	0	0
Maxime Fortunus	8	0	0	0	-6	4	0	0	0	0
Aaron Gagnon	2	0	0	0	0	0	0	0	0	0
Perttu Lindgren	1	0	0	0	0	0	0	0	0	0
Raymond Sawada	5	0	0	0	1	0	0	0	0	0
Ivan Vishnevskiy	2	0	0	0	-2	0	0	0	0	0
Francis Wathier	5	0	0	0	0	5	0	0	0	0

GOALTENDER	GP	W	L	OT/SOL	SA	SV	SV%	GAA	SO	A
Marty Turco	53	22	20	11	1,605	1,465	.913	2.72	4	4
Alex Auld	21	9	6	3	558	499	.894	3.00	0	2
Kari Lehtonen	12	6	4	0	350	319	.911	2.81	0	1
Matt Climie	1	1	0	1	38	33	.868	5.00	0	0

SCHEDULE/ RESULTS

#	DATE	OPPONENT	RESULT	SCORE	RECORD
1	10/3	NSH	O**	2-3	0-0-1
2	10/6	@ EDM	O**	4-5	0-0-2
3	10/9	@ CGY	W	5-2	1-0-2
4	10/11	@ VAN	O**	3-4	1-0-3
5	10/14	NSH	W	6-0	2-0-3
6	10/16	BOS	L	0-3	2-1-3
7	10/17	@ CHI	W	4-3	3-1-3
8	10/19	LAK	L	1-4	3-2-3
9	10/21	@ ANA	W	4-2	4-2-3
10	10/22	@ LAK	O*	4-5	4-2-4
11	10/24	@ STL	W	4-1	5-2-4
12	10/28	TOR	W*	4-3	6-2-4
13	10/30	FLA	O**	5-6	6-2-5
14	10/31	@ NSH	L	2-4	6-3-5
15	11/4	CGY	O*	2-3	6-3-6
16	11/6	VAN	W	2-1	7-3-6
17	11/7	@ MIN	L	2-3	7-4-6
18	11/12	@ SJS	W**	3-2	8-4-6
19	11/14	@ PHX	L	2-3	8-5-6
20	11/18	@ DET	W	3-1	9-5-6
21	11/19	CBJ	L	1-4	9-6-6
22	11/21	NJD	W	5-3	10-6-6
23	11/23	CAR	W	2-0	11-6-6
24	11/25	STL	O**	3-4	11-6-7
25	11/27	@ PHX	L	2-5	11-7-7
26	11/28	TBL	W*	4-3	12-7-7
27	11/30	@ DET	L	1-4	12-8-7
28	12/3	ANA	W	3-1	13-8-7
29	12/5	EDM	O**	2-3	13-8-8
30	12/8	@ ANA	O*	3-4	13-8-9
31	12/11	@ SJS	W**	3-2	14-8-9
32	12/12	@ LAK	O**	2-3	14-8-10
33	12/16	@ CAR	L	3-5	14-9-10
34	12/17	@ ATL	O*	5-6	14-9-11
35	12/19	DET	W	4-3	15-9-11
36	12/21	SJS	L	2-4	15-10-11
37	12/23	CBJ	W	3-1	16-10-11
38	12/26	@ COL	L	1-4	16-11-11
39	12/29	CHI	W	5-4	17-11-11
40	12/31	ANA	W	5-3	18-11-11
41	1/2	VAN	L	1-3	18-12-11

#	DATE	OPPONENT	RESULT	SCORE	RECORD
42	1/5	@ NJD	L	0-4	18-13-11
43	1/6	@ NYR	L	2-5	18-14-11
44	1/8	NYI	W	4-3	19-14-11
45	1/10	@ CBJ	L	0-2	19-15-11
46	1/12	@ PHI	L	3-6	19-16-11
47	1/14	@ MTL	L	3-5	19-17-11
48	1/16	DET	W**	3-2	20-17-11
49	1/18	MIN	W	4-3	21-17-11
50	1/21	@ VAN	L	3-4	21-18-11
51	1/22	@ EDM	W	4-3	22-18-11
52	1/24	@ COL	L	0-4	22-19-11
53	1/27	CGY	W	4-3	23-19-11
54	1/29	COL	W	3-2	24-19-11
55	1/31	PHX	L	2-4	24-20-11
56	2/2	MIN	W	4-2	25-20-11
57	2/4	@ CBJ	L	1-2	25-21-11
58	2/6	PHX	W	4-0	26-21-11
59	2/9	@ CHI	O**	3-4	26-21-12
60	2/11	@ CGY	W	3-1	27-21-12
61	2/13	@ PHX	W	3-0	28-21-12
62	3/2	LAK	L	1-5	28-22-12
63	3/4	STL	L	1-6	28-23-12
64	3/6	@ PIT	L	3-6	28-24-12
65	3/8	@ WSH	W**	4-3	29-24-12
66	3/10	@ BUF	L	3-5	29-25-12
67	3/12	LAK	O**	1-2	29-25-13
68	3/14	COL	L	3-5	29-26-13
69	3/16	SJS	W	8-2	30-26-13
70	3/18	PHI	L	2-3	30-27-13
71	3/20	OTT	W	2-3	31-27-13
72	3/21	PHX	O**	2-3	31-27-14
73	3/23	@ NSH	W	3-1	32-27-14
74	3/25	@ SJS	L	0-3	32-28-14
75	3/27	@ LAK	W	4-1	33-28-14
76	3/29	@ ANA	L	1-3	33-29-14
77	3/31	SJS	W	5-1	34-29-14
78	4/2	EDM	W	6-3	35-29-14
79	4/3	@ STL	L	1-2	35-30-14
80	4/6	CHI	L	2-5	35-31-14
81	4/8	ANA	W**	3-2	36-31-14
82	4/10	@ MIN	W**	4-3	37-31-14

Overtime **Shootout



2008-09

GM: Les Jackson/Brett Hull | HEAD COACH: Dave Tippett

RECORD: 36-35-11 (83 Points) | STANDINGS: 3rd Pacific, 12th West

SEASON-BY-SEASON

PLAYER	GP	G	A	P	+/-	PIM	EV	PP	SHG	GWG
Mike Ribeiro	82	22	56	78	-4	52	15	7	0	4
Loui Eriksson	82	36	27	63	14	14	28	7	1	4
Brad Richards	56	16	32	48	-4	6	11	5	0	2
Steve Ott	64	19	27	46	3	135	14	5	0	0
Mike Modano	80	15	31	46	-13	46	11	4	0	4
James Neal	77	24	13	37	-11	51	15	9	0	2
Matt Niskanen	80	6	29	35	-11	52	4	2	0	0
Fabian Brunnstrom	55	17	12	29	-8	8	13	4	0	5
Stephane Robidas	72	3	23	26	10	76	2	1	0	0
Trevor Daley	75	7	18	25	2	73	7	0	0	2
Jere Lehtinen	48	8	16	24	1	8	6	2	0	1
Brenden Morrow	18	5	10	15	-4	49	3	2	0	0
Mark Parrish	44	8	5	13	-3	18	4	4	0	3
Chris Conner	38	3	10	13	-5	10	3	0	0	1
Darryl Sydor	65	2	11	13	-2	16	2	0	0	0
Nicklas Grossmann	81	2	10	12	-8	51	2	0	0	1
Toby Petersen	57	4	7	11	1	14	4	0	0	0
Sean Avery	23	3	7	10	2	77	3	0	0	0
Brendan Morrison	19	6	3	9	3	16	4	2	0	2
Brian Sutherby	42	5	4	9	-5	52	4	0	1	0
Krys Barch	72	4	5	9	1	133	4	0	0	1
Landon Wilson	27	2	6	8	5	21	2	0	0	0
Joel Lundqvist	43	1	5	6	-9	20	1	0	0	1
Andrew Hutchinson	38	2	3	5	-4	12	2	0	0	0
B.J. Crombeen	15	1	4	5	-1	26	1	0	0	0
Mark Fistric	36	0	4	4	-1	42	0	0	0	0
Sergei Zubov	10	0	4	4	-4	0	0	0	0	0
Tom Wandell	14	1	2	3	-1	4	1	0	0	0
Philippe Boucher	16	0	3	3	-4	15	0	0	0	0
Steve Begin	20	1	1	2	-1	15	1	0	0	0
Garrett Stafford	3	0	2	2	E	0	0	0	0	0
Ivan Vishnevskiy	5	0	2	2	1	2	0	0	0	0
Raymond Sawada	5	1	0	1	-1	0	1	0	0	0
Doug Janik	13	0	1	1	-2	2	0	0	0	0
Dan Jancevski	3	0	0	0	E	0	0	0	0	0
GOALTENDER	GP	W	L	OT/SOL	SA	SV	SV%	GAA	SO	A
Marty Turco	74	33	31	10	1,993	1,790	.898	2.81	3	5
Tobias Stephan	10	1	3	1	208	181	.870	3.70	0	1
Matt Clime	3	2	1	0	85	76	.894	2.92	0	0
Brent Krahn	1	0	0	0	9	6	.667	9.00	0	0

SCHEDULE / RESULTS

#	DATE	OPPONENT	RESULT	SCORE	RECORD	#	DATE	OPPONENT	RESULT	SCORE	RECORD
1	10/10	CBJ	O*	4-5	0-0-1	42	1/15	BUF	O**	4-5	18-17-7
2	10/11	@ NSH	L	1-3	0-0-1	43	1/17	LAK	W**	3-2	19-17-7
3	10/15	NSH	W	6-4	1-1-1	44	1/19	@ TBL	L	2-4	19-18-7
4	10/16	@ STL	L	1-6	1-2-1	45	1/21	@ FLA	W	4-1	20-18-7
5	10/18	COL	L	4-5	1-3-1	46	1/27	ATL	W	2-0	21-18-7
6	10/20	@ NYR	W	2-1	2-3-1	47	1/29	@ DET	W	4-2	22-18-7
7	10/22	@ NJD	L	0-5	2-4-1	48	1/31	@ CBJ	W	7-3	23-18-7
8	10/23	@ NYI	W	5-3	3-4-1	49	2/3	CGY	W	3-1	24-18-7
9	10/25	WSH	O*	5-6	3-4-2	50	2/5	@ COL	L	2-3	24-19-7
10	10/29	MIN	W	4-2	4-4-2	51	2/6	NYR	W	10-2	25-19-7
11	10/31	@ CHI	L	2-5	4-5-2	52	2/8	NSH	W	4-1	26-19-7
12	11/1	@ BOS	L	1-5	4-6-2	53	2/11	PHX	L	0-1	26-20-7
13	11/7	@ ANA	W	5-2	5-6-2	54	2/13	VAN	W	2-1	27-20-7
14	11/8	@ SJS	L	1-2	5-7-2	55	2/14	@ CHI	L	2-6	27-21-7
15	11/11	@ LAK	O*	2-3	5-7-3	56	2/16	@ CBJ	W**	3-2	28-21-7
16	11/13	@ LAK	L	2-3	5-8-3	57	2/19	EDM	W	4-2	29-21-7
17	11/15	@ PHX	W	3-2	6-8-3	58	2/21	CHI	L	1-3	29-22-7
18	11/20	CHI	L	3-6	6-9-3	59	2/23	SJS	L	0-1	29-23-7
19	11/22	ANA	O**	1-2	6-9-4	60	2/26	STL	L	1-3	29-24-7
20	11/24	@ PHI	L	3-4	6-10-4	61	2/28	ANA	L	3-4	29-25-7
21	11/26	@ MIN	W	4-3	7-10-4	62	3/1	PIT	L	1-4	29-26-7
22	11/28	SJS	L	2-6	7-11-4	63	3/3	@ SJS	W	4-1	30-26-7
23	11/30	EDM	W	4-3	8-11-4	64	3/5	@ LAK	O*	4-5	30-26-8
24	12/2	@ CGY	W	3-1	9-11-4	65	3/6	@ ANA	W	3-2	31-26-8
25	12/3	@ COL	L	2-5	9-12-4	66	3/8	MTL	L	1-3	31-27-8
26	12/5	EDM	W**	2-1	10-12-4	67	3/10	@ STL	L	2-5	31-28-8
27	12/10	PHX	L	3-5	10-13-4	68	3/12	CAR	W	3-2	32-28-8
28	12/12	DET	W	3-1	11-13-4	69	3/14	MIN	W*	3-2	33-28-8
29	12/13	@ NSH	L	0-3	11-14-4	70	3/17	@ VAN	L	2-4	33-29-8
30	12/16	PHX	W*	2-1	12-14-4	71	3/18	@ CGY	L	1-2	33-30-8
31	12/18	CBJ	W**	6-5	13-14-4	72	3/21	@ SJS	L	2-5	33-31-8
32	12/20	@ OTT	O*	4-5	13-14-5	73	3/24	VAN	L	2-5	33-32-8
33	12/23	@ TOR	W	8-2	14-14-5	74	3/26	LAK	O*	0-1	33-32-9
34	12/27	ANA	W*	4-3	15-14-5	75	3/28	FLA	L	3-6	33-33-9
35	12/29	SJS	L	1-3	15-15-5	76	3/30	@ PHX	O*	5-6	33-33-10
36	1/3	NJD	W	4-2	16-15-5	77	3/31	@ LAK	W	3-2	34-33-10
37	1/3	@ EDM	L	1-4	16-16-5	78	4/2	CGY	L	1-2	34-34-10
38	1/4	@ VAN	W**	3-2	17-16-5	79	4/4	STL	W*	5-4	35-34-10
39	1/8	@ DET	L	1-6	17-17-5	80	4/7	@ MIN	L	1-3	35-35-10
40	1/10	@ PHX	O**	0-1	17-17-6	81	4/9	@ COL	W**	3-2	36-34-10
41	1/12	DET	W*	5-4	18-17-6	82	4/10	@ ANA	O**	3-4	36-35-11

* Overtime **Shootout

DALLAS STARS

150 | 2008-09

GM: Les Jackson/Brett Hull - Doug Armstrong | HEAD COACH: Dave Tippett

RECORD: 45-30-7 (97 Points) | STANDINGS: 3rd Pacific, 5th West



PLAYER	GP	G	A	P	+/-	PIM	EV	PP	SHG	GWG
Mike Ribeiro	76	27	56	83	21	46	20	7	0	5
Brenden Morrow	82	32	42	74	23	105	18	12	2	7
Mike Modano	82	21	36	57	-11	48	15	5	1	4
Niklas Hagman	82	27	14	41	4	51	19	4	4	8
Jere Lehtinen	48	15	22	37	9	14	6	9	0	1
Sergei Zubov	46	4	31	35	6	12	2	2	0	0
Antti Miettinen	69	15	19	34	4	34	10	5	0	3
Loui Eriksson	69	14	17	31	5	28	10	4	0	0
Jussi Jokinen	52	14	14	28	2	14	9	5	0	2
Stephane Robidas	82	9	17	26	0	85	2	7	0	2
Matt Niskanen	78	7	19	26	22	36	5	2	0	0
Jeff Halpern	64	10	14	24	-2	40	8	1	1	0
Trevor Daley	82	5	19	24	-1	85	5	0	0	1
Stu Barnes	79	12	11	23	-3	26	10	0	2	4
Steve Ott	73	11	11	22	2	147	10	0	1	2
Joel Lundqvist	55	3	11	14	-3	22	3	0	0	0
Philippe Boucher	38	2	12	14	3	26	1	0	1	0
Mattias Norstrom	66	2	11	13	3	40	1	1	0	1
Brad Richards	12	2	9	11	-2	0	1	0	1	0
Nicklas Grossmann	62	0	7	7	10	22	0	0	0	0
Chris Conner	22	3	2	5	0	6	3	0	0	0
Krys Barch	48	1	2	3	-3	105	1	0	0	0
Brad Winchester	41	1	2	3	-9	46	1	0	0	0
Toby Petersen	8	0	3	3	0	4	0	0	0	0
B.J. Crombeen	8	0	2	2	1	39	0	0	0	0
Todd Fedoruk	11	0	2	2	2	33	0	0	0	0
Mark Fistric	37	0	2	2	3	24	0	0	0	0
Johan Holmqvist	2	0	0	0	0	0	0	0	0	0
Dan Jancevski	2	0	0	0	0	0	0	0	0	0
Junior Lessard	2	0	0	0	-1	2	0	0	0	0

GOALTENDER	GP	W	L	OT/SOL	SA	SV	SV%	GAA	SO	A
Marty Turco	62	32	21	6	1,543	1,403	.909	2.31	3	3
Mike Smith	21	12	9	0	510	462	.906	2.46	2	0
Johan Holmqvist	2	1	0	0	35	30	.857	3.75	0	0
Tobias Stephan	1	0	0	1	40	38	.950	1.97	0	0

SCHEDULE/ RESULTS

#	DATE	OPPONENT	RESULT	SCORE	RECORD	#	DATE	OPPONENT	RESULT	SCORE	RECORD
1	10/3	@ COL	L	3-4	0-1-0	42	1/3	@ MIN	L	3-6	23-15-4
2	10/5	BOS	W	4-1	1-1-0	43	1/5	DET	L	0-3	23-16-4
3	10/6	@ NSH	L	1-5	1-2-0	44	1/7	MIN	W	3-1	24-16-4
4	10/10	LAK	W*	5-1	2-2-0	45	1/9	@ CHI	W	3-1	25-16-4
5	10/12	CGY	O*	2-3	2-2-1	46	1/10	@ STL	L	2-4	25-17-4
6	10/13	@ CHI	O*	1-2	2-2-2	47	1/12	@ LAK	O**	3-4	25-17-5
7	10/17	@ CBJ	W**	3-2	3-2-2	48	1/15	@ ANA	L	2-4	25-18-5
8	10/20	ANA	W	3-1	4-2-2	49	1/17	@ SJS	W	4-2	26-18-5
9	10/25	@ LAK	L	1-2	4-3-2	50	1/19	CBJ	W	3-1	27-18-5
10	10/27	@ PHX	W*	5-3	5-3-2	51	1/20	ANA	W	5-2	28-18-5
11	10/29	SJS	L	2-4	5-4-2	52	1/22	CBJ	L	2-4	28-19-5
12	10/31	CHI	L	4-5	5-5-2	53	1/24	BUF	L	1-2	28-20-5
13	11/2	PHX	L	0-5	5-6-2	54	1/29	@ VAN	W	4-3	29-20-5
14	11/5	@ ANA	W	5-0	6-6-2	55	2/1	@ EDM	W	4-1	30-20-5
15	11/7	@ SJS	W	3-1	7-6-2	56	2/2	@ CGY	W	2-1	31-20-5
16	11/8	@ PHX	L	2-5	7-7-2	57	2/5	VAN	W**	3-2	32-20-5
17	11/10	@ LAK	O*	5-6	7-7-3	58	2/7	@ MIN	W	1-0	33-20-5
18	11/14	SJS	O**	3-4	7-7-4	59	2/9	STL	W	6-2	34-20-5
19	11/16	COL	W	6-1	8-7-4	60	2/11	PHX	W	2-1	35-20-5
20	11/19	LAK	W	3-0	9-7-4	61	2/14	@ PHX	L	2-5	35-21-5
21	11/21	ANA	W	2-1	10-7-4	62	2/15	@ ANA	W	4-2	36-21-5
22	11/23	TOR	W	3-1	11-7-4	63	2/17	DET	W	1-0	37-21-5
23	11/25	@ NYR	W	3-2	12-7-4	64	2/20	CGY	L	2-3	37-22-5
24	11/26	@ NYI	W	302	13-7-4	65	2/22	EDM	W	5-2	38-22-5
25	11/28	@ NJD	L	2-4	13-8-4	66	2/23	@ NSH	W	6-3	39-22-5
26	11/30	@ PIT	L	1	13-9-4	67	2/26	@ STL	W	3-1	40-22-5
27	12/1	@ PHI	W	4-1	14-9-4	68	2/28	CHI	W	7-4	41-22-5
28	12/3	@ CBJ	W**	2-1	15-9-4	69	3/1	NSH	L	1-3	41-23-5
29	12/5	SJS	L	2-3	15-10-4	70	3/5	PHX	L	1-2	41-24-5
30	12/7	OTT	L	2-4	15-11-4	71	3/8	@ COL	L	1-3	41-25-5
31	12/10	EDM	W*	5-4	16-11-4	72	3/9	COL	W	3-0	42-25-5
32	12/13	LAK	W	4-1	17-11-4	73	3/13	@ DET	L	3-5	42-26-5
33	12/15	@ SJS	W	4-2	18-11-4	74	3/15	VAN	L	3-4	42-27-5
34	12/18	@ EDM	W**	2-1	19-11-4	75	3/19	ANA	L	1-2	42-28-5
35	12/20	@ VAN	L	2-3	19-12-4	76	3/22	LAK	L	2-4	42-29-5
36	12/21	@ CGY	W*	3-2	20-12-4	77	3/27	@ SJS	O*	2-3	42-29-6
37	12/23	MTL	W	4-1	21-12-4	78	3/29	@ LAK	W	7-2	43-29-6
38	12/26	MIN	W	8-3	22-12-4	79	3/30	@ ANA	O**	2-3	43-29-7
39	12/29	STL	W**	5-4	23-12-4	80	4/3	@ PHX	W	4-2	44-29-7
40	12/31	NSH	L	0-1	23-13-4	81	4/4	PHX	L	2-4	44-30-7
41	1/2	@ DET	L	1-4	23-14-4	82	4/6	SJS	W	4-2	45-30-7

Overtime **Shootout



2006-07

GM: Doug Armstrong | **HEAD COACH:** Dave Tippett

RECORD: 50-25-7 (107 Points) | **STANDINGS:** 3rd Pacific, 6th West

SEASON-BY-SEASON

PLAYER	GP	G	A	P	+/-	PIM	EV	PP	SHG	GWG
Mike Ribeiro	81	18	41	59	3	22	12	6	0	3
Sergei Zubov	78	12	42	54	E	26	3	9	0	3
Philippe Boucher	76	19	32	51	2	104	7	12	0	4
Jussi Jokinen	82	14	34	48	8	18	8	6	0	1
Jere Lehtinen	73	26	17	43	5	16	14	11	1	5
Mike Modano	59	22	21	43	9	34	13	9	0	7
Brenden Morrow	40	16	15	31	-2	33	8	8	0	3
Niklas Hagman	82	17	12	29	3	34	14	2	1	2
Eric Lindros	49	5	21	26	-1	70	4	1	0	0
Stu Barnes	82	13	12	25	-2	40	12	1	0	2
Antti Miettinen	74	11	14	25	-5	38	5	6	0	1
Jeff Halpern	76	8	17	25	-7	78	7	1	0	4
Darryl Sydor	74	5	16	21	-4	36	3	2	0	1
Loui Eriksson	59	6	13	19	-3	18	4	2	0	0
Stephane Robidas	75	0	17	17	-1	86	0	0	0	0
Ladislav Nagy	25	4	10	14	-3	6	2	2	0	1
Trevor Daley	74	4	8	12	2	63	4	0	0	1
Patrik Stefan	41	5	6	11	5	10	4	0	1	1
Jaroslav Modry	57	1	9	10	10	32	1	0	0	0
Matthew Barnaby	39	1	6	7	5	127	1	0	0	0
Joel Lundqvist	36	3	3	6	-5	14	3	0	0	0
Krys Barch	26	3	2	5	2	107	3	0	0	2
Mathias Tjarnqvist	18	1	3	4	-3	4	1	0	0	0
Steve Ott	19	0	4	4	-4	35	0	0	0	0
Chris Conner	11	1	2	3	-3	4	1	0	0	0
Jon Klemm	38	1	2	3	E	24	1	0	0	0
Nolan Baumgartner	7	0	2	2	E	0	0	0	0	0
Mattias Norstrom	14	0	2	2	2	8	0	0	0	0
Junior Lessard	1	1	0	1	1	0	0	1	0	0
Nicklas Grossmann	8	0	0	0	-1	4	0	0	0	0
Vojtech Polak	2	0	0	0	-1	0	0	0	0	0
GOALTENDER	GP	W	L	OT/SOL	SA	SV	SV%	GAA	SO	A
Marty Turco	67	38	20	5	1,564	1,424	.910	2.23	6	4
Mike Smith	23	12	5	2	511	466	.912	2.23	3	0

SCHEDULE / RESULTS

#	DATE	OPPONENT	RESULT	SCORE	RECORD	#	DATE	OPPONENT	RESULT	SCORE	RECORD
1	10/4	@ COL	W*	3-2	1-0-0	42	1/4	@ EDM	W**	6-5	26-15-1
2	10/7	NJD	W	3-1	2-0-0	43	1/6	@ CGY	L	2-4	26-16-1
3	10/12	@ LAK	W	4-1	3-0-0	44	1/9	PHX	L	2-5	26-17-1
4	10/14	@ LAK	W	4-1	4-0-0	45	1/11	ANA	L	1-5	26-18-1
5	10/15	@ ANA	W**	4-3	5-0-0	46	1/15	LAK	W	3-1	27-18-1
6	10/17	@ SJS	L	0-2	5-1-0	47	1/17	CGY	W	4-2	28-18-1
7	10/20	CHI	W	5-4	6-1-0	48	1/20	@ MIN	W**	2-1	29-18-1
8	10/21	@ PHX	W	4-0	7-1-0	49	1/26	PIT	O**	3-4	29-18-2
9	10/23	VAN	W	2-1	8-1-0	50	1/28	@ ANA	L	1-4	29-19-2
10	10/27	DET	L	3-4	8-2-0	51	1/30	@ SJS	W**	3-2	30-19-2
11	10/28	LAK	W	3-2	9-2-0	52	2/1	@ SJS	W	4-2	31-19-2
12	11/1	STL	W	4-1	10-2-0	53	2/3	@ STL	L	0-2	31-20-2
13	11/3	@ EDM	W	3-2	11-2-0	54	2/6	MIN	W	4-2	32-20-2
14	11/6	@ VAN	L	1-2	11-3-0	55	2/10	ANA	W	1-0	33-20-2
15	11/7	@ CGY	L	1-3	11-4-0	56	2/11	COL	W	7-5	34-20-2
16	11/9	@ PHX	W	1-0	12-4-0	57	2/14	DET	L	1-3	34-21-2
17	11/15	NYI	L	0-3	12-5-0	58	2/18	SJS	W	5-2	35-21-2
18	11/17	@ ATL	W	5-3	13-5-0	59	2/20	@ MIN	O**	1-2	35-21-3
19	11/18	@ CAR	L	4-5	13-6-0	60	2/23	ANA	W	4-1	36-21-3
20	11/20	COL	W	5-4	14-6-0	61	2/25	VAN	W*	2-1	37-21-3
21	11/22	NSH	W	1-0	15-6-0	62	2/27	TBL	W*	2-1	38-21-3
22	11/24	LAK	W	5-3	16-6-0	63	3/1	@ FLA	O*	1-2	38-21-4
23	11/27	@ DET	L	1-2	16-7-0	64	3/2	CBJ	O**	2-3	38-21-5
24	11/29	@ CHI	L	1-2	16-8-0	65	3/4	SJS	L	0-4	38-22-5
25	11/30	@ WSH	L	3-4	16-9-0	66	3/8	@ STL	L	3-5	38-23-5
26	12/2	MIN	W**	4-3	17-9-0	67	3/9	@ CBJ	W	3-0	39-23-5
27	12/4	SJS	W	1-0	18-9-0	68	3/11	LAK	W*	4-3	40-23-5
28	12/6	PHX	W	3-0	19-9-0	69	3/13	PHI	W	3-2	41-23-5
29	12/8	@ EDM	L	0-2	19-10-0	70	3/15	CGY	W	4-2	42-23-5
30	12/9	@ PHX	W*	4-3	20-10-0	71	3/17	@ NSH	L	2-3	42-24-5
31	12/12	CBJ	L	1-3	20-11-0	72	3/18	PHX	W*	5-4	43-24-5
32	12/14	NYR	L	2-5	20-12-0	73	3/21	@ LAK	W	4-2	44-24-5
33	12/16	@ LAK	W**	4-3	21-12-0	74	3/23	@ ANA	O*	2-3	44-24-6
34	12/20	@ ANA	L	1-4	21-13-0	75	3/24	@ PHX	W**	4-3	45-24-6
35	12/21	@ SJS	W	3-0	22-13-0	76	3/27	PHX	W	6-0	46-24-6
36	12/23	EDM	W	3-2	23-13-0	77	3/30	@ DET	W**	4-3	47-24-6
37	12/26	@ CHI	L	1-2	23-14-0	78	3/31	@ NSH	W	4-2	48-24-6
38	12/27	@ COL	W	5-4	24-14-0	79	4/2	STL	L	2-4	48-25-6
39	12/29	NSH	W	4-1	25-14-0	80	4/5	@ CBJ	O*	1-2	48-25-7
40	12/31	SJS	L	2-4	25-15-0	81	4/6	ANA	W**	2-1	49-25-7
41	1/3	@ VAN	O**	1-2	25-15-1	82	4/8	CHI	W	3-2	50-25-7

* Overtime **Shootout

152 | 2006-07

DALLAS STARS

GM: Doug Armstrong | HEAD COACH: Dave Tippett

RECORD: 53-23-6 (112 Points) | STANDINGS: 1st Pacific, 2nd West



PLAYER	GP	G	A	P	+/-	PIM	EV	PP	SHG	GWG
Mike Modano	78	27	50	77	23	58	14	12	1	4
Jason Arnott	81	32	44	76	13	102	20	11	1	5
Sergei Zubov	78	13	58	71	20	46	4	9	0	0
Brenden Morrow	81	23	42	65	30	183	14	8	1	4
Jussi Jokinen	81	17	38	55	2	30	9	8	0	2
Jere Lehtinen	80	33	19	52	9	30	18	14	1	6
Philippe Boucher	66	16	27	43	28	77	8	8	0	3
Bill Guerin	70	13	27	40	0	115	10	3	0	2
Stu Barnes	78	15	21	36	9	44	14	0	1	2
Niko Kapanen	81	14	21	35	-10	36	7	5	2	4
Antti Miettinen	79	11	20	31	0	46	7	4	0	1
Steve Ott	82	5	17	22	1	178	5	0	0	1
Stephane Robidas	75	5	15	20	15	67	3	1	1	0
Niklas Hagman	54	6	9	15	-2	16	5	0	1	0
Martin Skoula	61	4	11	15	6	36	1	3	0	1
Trevor Daley	81	3	11	14	-2	87	3	0	0	1
Jon Klemm	76	4	7	11	-3	60	3	1	0	1
Jaroslav Svoboda	43	4	3	7	-3	22	4	0	0	2
Janne Niinimaa	22	2	4	6	-5	24	0	1	1	1
Mathias Tjarnqvist	33	2	4	6	4	18	2	0	0	0
Nathan Perrott	23	2	1	3	2	54	2	0	0	1
Willie Mitchell	16	0	2	2	4	26	0	0	0	0
Junior Lessard	5	1	0	1	0	12	1	0	0	0
Jeremy Stevenson	16	1	0	1	-3	21	1	0	0	0
John Erskine	26	0	0	0	-3	62	0	0	0	0
Dan Jancevski	2	0	0	0	1	0	0	0	0	0
David Oliver	3	0	0	0	-1	0	0	0	0	0
Vojtech Polak	3	0	0	0	-1	0	0	0	0	0
Patrick Traverse	1	0	0	0	0	0	0	0	0	0

GOALTENDER	GP	W	L	OT/SOL	SA	SV	SV%	GAA	SO	A
Marty Turco	68	41	19	5	1,624	1,458	.898	2.55	3	2
Johan Hedberg	19	12	4	1	472	424	.898	2.67	0	2

SCHEDULE/ RESULTS

#	DATE	OPPONENT	RESULT	SCORE	RECORD	#	DATE	OPPONENT	RESULT	SCORE	RECORD
1	10/5	LAK	W	5-4	1-0-0	42	1/9	@ MIN	W	2-1	28-12-2
2	10/8	COL	L	2-3	1-1-0	43	1/12	WSH	W	4-1	29-12-2
3	10/11	PHX	W	3-2	2-1-0	44	1/14	@ BOS	W**	2-1	30-12-2
4	10/13	@ CGY	W*	3-2	3-1-0	45	1/16	@ MTL	L	2-4	30-13-2
5	10/14	@ EDM	W	3-2	4-1-0	46	1/18	ATL	L	2-5	30-14-2
6	10/16	@ VAN	L	2-5	4-2-0	47	1/20	TBL	L	3-6	30-15-2
7	10/20	LAK	L	2-7	4-3-0	48	1/23	PHX	W	4-1	31-15-2
8	10/22	CGY	W	2-1	5-3-0	49	1/25	STL	W**	4-3	32-15-2
9	10/26	SJS	O*	4-5	5-3-1	50	1/26	@ COL	W**	3-2	33-15-2
10	10/28	EDM	L	3-5	5-4-1	51	1/28	DET	W**	2-1	34-15-2
11	10/29	@ PHX	W	5-3	6-4-1	52	1/30	SJS	W**	3-2	35-15-2
12	11/2	LAK	L	3-6	6-5-1	53	2/1	NSH	W	2-1	36-15-2
13	11/4	CHI	W	9-1	7-5-1	54	2/4	@ STL	O*	4-2	36-15-3
14	11/5	@ COL	W**	3-2	8-5-1	55	2/6	NSH	W	4-2	37-15-3
15	11/7	EDM	W	4-0	9-5-1	56	2/9	@ PHX	W	5-1	38-15-3
16	11/10	@ NSH	L	3-5	9-6-1	57	2/10	@ SJS	L	3-6	38-16-3
17	11/12	@ SJS	W**	3-2	10-6-1	58	2/12	@ LAK	L	5-6	38-17-3
18	11/13	@ ANA	W	3-1	11-6-1	59	3/2	@ PHX	L	2-3	38-18-3
19	11/16	@ ANA	W	4-2	12-6-1	60	3/4	COL	W	5-3	39-18-3
20	11/18	CBJ	W	6-3	13-6-1	61	3/5	@ CHI	W	7-2	40-18-3
21	11/23	ANA	W	3-1	14-6-1	62	3/7	@ EDM	W**	4-3	41-18-3
22	11/25	PHX	L	1-4	14-7-1	63	3/9	@ CGY	L	0-1	41-19-3
23	11/26	@ NSH	W	3-1	15-7-1	64	3/11	@ VAN	W	2-1	42-19-3
24	11/30	SJS	W	4-1	16-7-1	65	3/13	VAN	W	4-2	43-19-3
25	12/2	CAR	W**	5-4	17-7-1	66	3/16	@ LAK	W	4-1	44-19-3
26	12/7	FLA	W	4-3	18-7-1	67	3/18	@ SJS	W**	4-3	45-19-3
27	12/10	@ TOR	W	2-1	19-7-1	68	3/20	ANA	L	1-2	45-20-3
28	12/14	@ BUF	L	3-4	19-8-1	69	3/22	MIN	W	4-2	46-20-3
29	12/15	@ OTT	W	2-0	20-8-1	70	3/24	CHI	W**	3-2	47-20-3
30	12/18	@ CHI	W	5-3	21-8-1	71	3/26	CGY	W	3-2	48-20-3
31	12/19	@ MIN	L	1-2	21-9-1	72	3/29	ANA	W	2-1	49-20-3
32	12/21	@ CBJ	W	5-3	22-9-1	73	3/31	@ ANA	O**	4-5	49-20-4
33	12/23	PHX	L	2-3	22-10-1	74	4/1	@ LAK	L	0-1	49-21-4
34	12/26	@ STL	W	6-1	23-10-1	75	4/3	SJS	O*	2-3	49-21-5
35	12/27	DET	L	1-4	23-11-1	76	4/6	@ ANA	W	5-3	50-21-5
36	12/29	STL	W	3-0	24-11-1	77	4/8	@ PHX	W**	3-2	51-21-5
37	12/31	LAK	L	2-3	24-12-1	78	4/9	@ SJS	L	1-4	51-22-5
38	1/2	@ LAK	O*	2-3	24-12-2	79	4/11	CBJ	W	3-2	52-22-5
39	1/4	VAN	W	3-1	25-12-2	80	4/15	MIN	W*	4-3	53-22-5
40	1/6	ANA	W**	4-3	26-12-2	81	4/17	@ DET	L	2-3	52-23-5
41	1/8	@ DET	W	6-3	27-12-2	82	4/18	@ CBJ	O*	4-5	53-23-6

Overtime **Shootout



2003-04

GM: Doug Armstrong | HEAD COACH: Dave Tippett

RECORD: 41-26-15 (97 Points) | STANDINGS: 2nd Pacific, 5th West

SEASON-BY-SEASON

PLAYER	GP	G	A	P	+/-	PIM	EV	PP	SHG	GWG
Bill Guerin	82	34	35	69	14	109	25	9	0	10
Jason Arnott	73	21	36	57	23	66	16	5	0	5
Brenden Morrow	81	25	24	49	10	121	16	9	0	3
Mike Modano	76	14	30	44	-21	46	8	6	0	0
Sergei Zubov	77	7	35	42	E	20	2	4	1	1
Pierre Turgeon	76	15	25	40	17	20	9	6	0	1
Stu Barnes	77	11	18	29	7	18	10	0	1	4
Jere Lehtinen	58	13	13	26	E	20	8	4	1	4
Rob DiMaio	69	9	15	24	2	52	8	0	1	1
Philippe Boucher	70	8	16	24	15	64	6	2	0	2
Richard Matvichuk	75	1	20	21	E	36	1	0	0	1
Teppo Numminen	62	3	14	17	-5	18	3	0	0	0
Scott Young	53	8	8	16	-15	14	6	2	0	2
David Oliver	36	7	5	12	6	12	4	3	0	1
Steve Ott	73	2	10	12	-2	152	2	0	0	1
Don Sweeney	63	0	11	11	22	18	0	0	0	0
Shayne Corson	17	5	5	10	12	29	4	0	1	1
Valeri Bure	13	2	5	7	3	6	2	0	0	0
Jon Klemm	58	2	4	6	10	24	2	0	0	1
Trevor Daley	27	1	5	6	-6	14	0	1	0	0
Niko Kapanen	67	1	5	6	-15	16	1	0	0	0
Aaron Downey	37	1	1	2	2	77	1	0	0	1
Lubomir Sekeras	4	1	1	2	E	2	1	0	0	0
Mathias Tjärnqvist	18	1	1	2	-6	2	1	0	0	1
Antti Miettinen	16	1	0	1	-9	0	1	0	0	1
Stephane Robidas	14	1	0	1	-2	8	0	1	0	0
John Erskine	32	0	1	1	-9	84	0	0	0	0
Steve Gainey	7	0	0	0	1	7	0	0	0	0
Jeff MacMillan	4	0	0	0	-2	0	0	0	0	0
Manny Malhotra	9	0	0	0	-2	4	0	0	0	0
Gavin Morgan	6	0	0	0	E	21	0	0	0	0
Blake Sloan	28	0	0	0	-1	7	0	0	0	0
Chris Therien	11	0	0	0	4	2	0	0	0	0
Rob Valicevic	7	0	0	0	-1	2	0	0	0	0
GOALTENDER	GP	W	L	OTL/T	SA	SV	SV%	GAA	SO	A
Marty Turco	73	37	21	13	1,648	1,504	.913	1.98	9	1
Ron Tugnutt	11	3	7	0	220	198	.900	2.41	1	0
Dan Ellis	1	1	0	0	28	25	.893	3.00	0	0

SCHEDULE / RESULTS

#	DATE	OPPONENT	RESULT	SCORE	RECORD	#	DATE	OPPONENT	RESULT	SCORE	RECORD
1	10/8	ANA	W	4-1	1-0-0	42	1/5	@ ANA	T*	2-2	17-17-8
2	10/11	@ NSH	W	3-1	2-0-0	43	1/8	ATL	W	2-1	18-17-8
3	10/13	@ BUF	L	3-4	2-1-0	44	1/10	COL	L	2-4	18-18-8
4	10/15	BOS	L	0-2	2-2-0	45	1/13	@ SJS	W	3-0	19-18-8
5	10/17	WSH	W	4-2	3-2-0	46	1/15	@ COL	L	1-4	19-19-8
6	10/19	MIN	W	3-1	4-2-0	47	1/17	@ CGY	W	3-2	20-19-8
7	10/22	TOR	L	1-3	4-3-0	48	1/19	@ VAN	W	3-2	21-19-8
8	10/24	@ DET	L	0-4	4-4-0	49	1/20	@ EDM	L	0-3	21-20-8
9	10/25	@ CBJ	W	3-2	5-4-0	50	1/23	STL	W	2-0	22-20-8
10	10/29	CGY	W*	4-3	6-4-0	51	1/24	@ STL	W	3-2	23-20-8
11	11/1	@ NSH	T*	1-1	6-4-1	52	1/26	DET	T*	2-2	23-20-9
12	11/2	NSH	W	7-3	7-4-1	53	1/28	OTT	W	5-3	24-20-9
13	11/4	@ NYR	L	0-3	7-5-1	54	1/30	SJS	W	3-1	25-20-9
14	11/6	@ NYI	L	1-4	7-6-1	55	1/31	@ PHX	W	5-4	26-20-9
15	11/8	@ BOS	L	1-4	7-7-1	56	2/4	CBJ	W	1-0	27-20-9
16	11/12	DET	L	2-6	7-8-1	57	2/11	NYI	T*	4-4	27-20-10
17	11/14	PHX	T*	3-3	7-8-2	58	2/14	@ PHX	L	2-3	27-21-10
18	11/15	@ COL	L	0-3	7-9-2	59	2/16	@ ANA	L	1-3	27-22-10
19	11/19	ANA	T*	3-3	7-9-3	60	2/18	@ LAK	W	4-3	28-22-10
20	11/21	LAK	W	3-1	8-9-3	61	2/20	COL	W	5-1	29-22-10
21	11/22	@ STL	L	1-2	8-10-3	62	2/22	ANA	W	4-0	30-22-10
22	11/24	PHX	W	5-2	9-10-3	63	2/25	LAK	T*	1-1	30-22-11
23	11/26	@ MIN	W	3-1	10-10-3	64	2/27	MIN	W	3-1	31-22-11
24	11/28	NJD	W	2-0	11-10-3	65	2/29	EDM	W*	5-4	32-22-11
25	11/30	LAK	L	1-2	11-11-3	66	3/3	CBJ	W	4-2	33-22-11
26	12/4	@ LAK	L	0-3	11-12-3	67	3/5	CGY	W	5-1	34-22-11
27	12/6	@ SJS	L	1-2	11-13-3	68	3/7	SJS	W	4-0	35-22-11
28	12/7	@ ANA	L	0-4	11-14-3	69	3/9	@ PIT	L	0-4	35-23-11
29	12/10	@ PHX	L	1-2	11-15-3	70	3/11	@ PHI	T*	2-2	35-23-12
30	12/12	CHI	W	1-0	12-15-3	71	3/13	@ DET	L	0-3	35-24-12
31	12/14	@ CHI	T*	1-1	12-15-4	72	3/14	@ CHI	W	4-0	36-24-12
32	12/17	VAN	W	3-1	13-15-4	73	3/16	SJS	T*	3-3	36-24-13
33	12/19	@ FLA	L	0-1	13-16-4	74	3/18	VAN	W	3-0	37-24-13
34	12/20	@ TBL	W	2-1	14-16-4	75	3/20	STL	W	3-1	38-24-13
35	12/22	@ CAR	W	3-1	15-16-4	76	3/22	@ CGY	W	4-0	39-24-13
36	12/26	NSH	W	2-1	16-16-4	77	3/24	@ EDM	W*	4-3	40-24-13
37	12/27	@ CBJ	W	4-3	17-16-4	78	3/27	@ VAN	O*	1-2	40-24-14
38	12/29	PHI	T*	2-2	17-16-5	79	3/28	@ SJS	O*	1-2	40-24-15
39	12/31	MTL	T*	1-1	17-16-6	80	3/31	EDM	L	1-3	40-25-15
40	1/2	PHX	L	0-6	17-17-6	81	4/2	@ MIN	L	2-4	40-26-15
41	1/3	@ LAK	T*	2-2	17-17-7	82	4/4	CHI	W	5-2	41-26-15

* Overtime

154 | 2003-04

DALLAS STARS

GM: Doug Armstrong | HEAD COACH: Dave Tippett

RECORD: 46-17-19 (111 Points) | STANDINGS: 1st Pacific, 1st West



PLAYER	GP	G	A	P	+/-	PIM	EV	PP	SHG	GWG
Mike Modano	79	28	57	85	34	30	21	5	2	6
Sergei Zubov	82	11	44	55	21	26	3	8	0	2
Bill Guerin	64	25	25	50	5	113	14	11	0	2
Jere Lehtinen	80	31	17	48	39	20	26	5	0	3
Jason Arnott	72	23	24	47	9	51	16	7	0	6
Brenden Morrow	71	21	22	43	20	134	16	2	3	4
Scott Young	79	23	19	42	24	30	17	5	1	4
Pierre Turgeon	65	12	30	42	4	18	9	3	0	5
Ulf Dahlen	63	17	20	37	11	14	8	9	0	1
Darryl Sydor	81	5	31	36	22	40	3	2	0	1
Niko Kapanen	82	5	29	34	25	44	4	0	1	1
Derian Hatcher	82	8	22	30	37	106	6	1	1	2
Philippe Boucher	80	7	20	27	28	94	5	1	1	3
Rob DiMaio	69	10	9	19	18	76	10	0	0	2
Manny Malhotra	59	3	7	10	-2	42	3	0	0	1
Stephane Robidas	76	3	7	10	15	35	3	0	0	1
Steve Ott	26	3	4	7	6	31	3	0	0	0
Stu Barnes	13	2	5	7	2	8	0	2	0	1
Claude Lemieux	32	2	4	6	-9	14	2	0	0	0
Richard Matvichuk	68	1	5	6	1	58	1	0	0	1
Kirk Muller	55	1	5	6	-6	18	1	0	0	0
Scott Pellerin	20	1	3	4	-3	8	0	1	0	0
David Oliver	6	0	3	3	1	2	0	0	0	0
John Erskine	16	2	0	2	1	29	2	0	0	0
Aaron Downey	43	1	1	2	1	69	1	0	0	0
Sami Helenius	5	0	0	0	1	6	0	0	0	0
Corey Hirsch	2	0	0	0	E	0	0	0	0	0
Jim Montgomery	1	0	0	0	E	0	0	0	0	0
Lyle Odelein	3	0	0	0	E	6	0	0	0	0
Jon Sim	4	0	0	0	-1	0	0	0	0	0

GOALTENDER	GP	W	L	OTL/T	SA	SV	SV%	GAA	SO	A
Marty Turco	55	31	10	10	1,359	1,267	.932	1.72	7	3
Ron Tugnutt	31	15	10	5	672	602	.896	2.47	4	0
Corey Hirsch	2	0	1	0	39	35	.897	2.47	0	0

SCHEDULE/ RESULTS

#	DATE	OPPONENT	RESULT	SCORE	RECORD
1	10/9	@ COL	T*	1-1	0-0-1
2	10/11	ANA	W	4-2	1-0-1
3	10/12	@ PHX	W	5-2	2-0-1
4	10/15	EDM	W	3-0	3-0-1
5	10/17	@ MIN	L	1-3	3-1-1
6	10/19	@ STL	L	3-5	3-2-1
7	10/20	WSH	W	5-2	4-2-1
8	10/24	@ CGY	T*	3-3	4-2-2
9	10/26	@ VAN	W	4-1	5-2-2
10	10/28	@ EDM	W*	4-3	6-2-2
11	10/30	FLA	O*	2-3	6-2-3
12	11/1	@ CBJ	L	2-4	6-3-3
13	11/3	@ DET	T*	3-3	6-3-4
14	11/6	VAN	W	4-0	7-3-4
15	11/8	TOR	W	2-1	8-3-4
16	11/10	@ NYI	L	2-3	8-4-4
17	11/12	@ MTL	W	4-2	9-4-4
18	11/13	@ WSH	W	6-1	10-4-4
19	11/15	COL	W	4-2	11-4-4
20	11/17	CBJ	W*	3-2	12-4-4
21	11/20	@ PHX	T*	2-2	12-4-5
22	11/22	@ ANA	W	4-0	13-4-5
23	11/23	@ LAK	L	0-2	13-5-5
24	11/25	PHX	W	5-1	14-5-5
25	11/27	MIN	W	5-0	15-5-5
26	11/29	NYR	T*	3-3	15-5-6
27	11/30	@ NSH	L	2-5	15-6-6
28	12/4	MTL	W	5-1	16-6-6
29	12/6	DET	T*	3-3	16-6-7
30	12/11	LAK	L	0-3	16-7-7
31	12/13	ATL	W	3-1	17-7-7
32	12/15	@ CHI	W	5-0	18-7-7
33	12/17	@ PHI	T*	2-2	18-7-8
34	12/19	@ DET	T*	1-1	18-7-9
35	12/21	@ NJD	L	3-5	18-8-9
36	12/22	@ CAR	L	0-1	18-9-9
37	12/26	@ NSH	L	1-3	18-10-9
38	12/27	@ FLA	W	4-0	19-10-9
39	12/29	DET	T*	2-2	19-10-10
40	13/31	EDM	W	4-1	20-10-10
41	1/2	@ SJS	W	3-1	21-10-10

#	DATE	OPPONENT	RESULT	SCORE	RECORD
42	1/4	@ LAK	W	3-2	22-10-10
43	1/5	@ ANA	T*	1-1	22-10-11
44	1/7	LAK	W	7-4	23-10-11
45	1/9	CHI	W*	4-3	24-10-11
46	1/11	COL	W	6-3	25-10-11
47	1/18	@ SJS	W	3-1	26-10-11
48	1/20	@ COL	T*	1-1	26-10-12
49	1/22	CBJ	W	4-2	27-10-12
50	1/24	TBL	L	1-4	27-11-12
51	1/25	@ STL	W	4-2	28-11-12
52	1/27	OTT	W	5-3	29-11-12
53	1/29	CGY	W	4-1	30-11-12
54	2/5	STL	T*	2-2	30-11-13
55	2/8	@ PHX	W	3-1	31-11-13
56	2/9	LAK	W	3-1	32-11-13
57	2/11	CAR	W*	2-1	33-11-13
58	2/14	ANA	L	2-4	33-12-13
59	2/16	SJS	W	3-1	34-12-13
60	2/19	CGY	T*	1-1	34-12-14
61	2/21	PHX	T*	2-2	34-12-15
62	2/23	@ CHI	W	3-0	35-12-15
63	2/25	@ BOS	T*	5-5	35-12-16
64	2/27	@ OTT	O*	2-3	35-12-17
65	2/28	@ BUF	L	3-5	35-13-17
66	3/2	PIT	W	3-1	36-13-17
67	3/5	CHI	W	7-4	37-13-17
68	3/7	NSH	L	1-2	37-14-17
69	3/9	SJS	W	3-0	38-14-17
70	3/11	@ CBJ	W	2-0	39-14-17
71	3/12	@ MIN	L	2-4	39-15-17
72	3/15	@ EDM	L	3-4	39-16-17
73	3/17	VAN	L	2-4	39-17-17
74	3/19	@ ATL	W*	5-4	40-17-17
75	3/21	MIN	O*	2-3	40-17-18
76	3/23	STL	W	3-1	41-17-18
77	3/25	@ VAN	W	4-3	42-17-18
78	3/27	@ CGY	O*	1-2	42-17-19
79	3/29	@ SJS	W	4-3	43-17-19
80	3/31	BUF	W	3-0	44-17-19
81	4/2	ANA	W	2-1	45-17-19
82	4/6	NSH	W	2-0	46-17-19

Overtime



2001-02

GM: Bob Gainey+Doug Armstrong | HEAD COACH: Ken Hitchcock+Rick Wilson

RECORD: 36-28-18 (90 Points) | STANDINGS: 4th Pacific, 10th West

SEASON-BY-SEASON

PLAYER	GP	G	A	P	+/-	PIM	EV	PP	SHG	GWG
Mike Modano	78	34	43	77	14	38	26	6	2	5
Jere Lehtinen	73	25	24	49	-2	14	17	7	1	4
Joe Nieuwendyk	67	23	24	47	-2	18	17	6	0	5
Pierre Turgeon	66	15	32	47	-4	16	8	7	0	1
Sergei Zubov	80	12	32	44	-4	22	4	8	0	2
Brenden Morrow	72	17	18	35	12	109	13	4	0	3
Darryl Sydor	78	4	29	33	3	50	2	2	0	0
Kirk Muller	78	10	20	30	-12	28	6	4	0	1
Jamie Langenbrunner	68	10	16	26	-11	54	9	0	1	2
Derian Hatcher	80	4	21	25	12	87	3	1	0	0
Richard Matvichuk	82	9	12	21	11	52	5	4	0	2
Pat Verbeek	64	7	13	20	-4	72	4	3	0	1
Martin Rucinsky	42	6	11	17	3	24	4	2	0	1
Benoit Brunet	32	4	9	13	5	8	3	0	1	1
Rob DiMaio	61	6	6	12	-2	25	4	0	2	2
Donald Audette	20	4	8	12	2	12	1	3	0	2
Valeri Kamensky	24	3	6	9	3	2	3	0	0	1
Scott Pellerin	33	3	5	8	-5	15	3	0	0	0
Brent Gilchrist	26	2	5	7	-6	6	2	0	0	0
Brad Lukowich	66	1	6	7	-1	40	1	0	0	0
Benoit Hogue	32	3	3	6	-4	24	3	0	0	0
John MacLean	20	3	3	6	-1	17	3	0	0	1
Shaun Van Allen	19	2	4	6	-5	6	2	0	0	0
Randy McKay	14	1	4	5	2	7	1	0	0	0
Jason Arnott	10	3	1	4	-1	6	1	2	0	2
Jon Sim	26	3	0	3	-10	2	1	1	0	0
Jim Montgomery	8	0	2	2	-1	0	0	0	0	0
Manny Malhotra	16	1	0	1	-3	5	1	0	0	0
John Erskine	33	0	1	1	-8	62	0	0	0	0
Steve Gainey	5	0	1	1	-1	7	0	0	0	0
Niko Kapanen	9	0	1	1	-1	2	0	0	0	0
Jyrki Lumme	15	0	1	1	-5	4	0	0	0	0
Dave Manson	34	0	1	1	-1	23	0	0	0	0
Greg Hawgood	2	0	0	0	E	2	0	0	0	0
Sami Helenius	39	0	0	0	-4	58	0	0	0	0
Roman Lyashenko	4	0	0	0	-2	0	0	0	0	0

GOALTENDER	GP	W	L	OTL/T	SA	SV	SV%	GAA	SO	A
Ed Belfour	60	21	27	11	1,458	1,305	.895	2.65	1	5
Marty Turco	31	15	6	2	670	617	.921	2.09	2	0

SCHEDULE/ RESULTS

#	DATE	OPPONENT	RESULT	SCORE	RECORD
1	10/5	NSH	W	4-1	1-0-0
2	10/7	@ CAR	L	0-3	1-1-0
3	10/9	LAK	W	2-1	2-1-0
4	10/11	VAN	L	1-4	2-2-0
5	10/13	CGY	O*	3-4	2-2-1
6	10/17	@ STL	T*	2-2	2-2-2
7	10/18	PHX	W	3-1	3-2-2
8	10/20	CHI	T*	2-2	3-2-3
9	10/24	@ PIT	L	2-3	3-3-3
10	10/26	@ DET	W	5-3	4-3-3
11	10/28	@ NYI	O*	2-3	4-3-4
12	10/29	@ NYR	L	2-4	4-4-4
13	10/31	DET	O*	3-4	4-4-5
14	11/2	NSH	W	3-0	5-4-5
15	11/3	@ NSH	L	1-4	5-5-5
16	11/7	SJS	T*	2-2	5-5-6
17	11/9	PHX	L	1-5	5-6-6
18	11/11	@ ANA	T*	2-2	5-6-7
19	11/15	@ LAK	W	4-3	6-6-7
20	11/17	@ SJS	W*	3-2	7-6-7
21	11/19	NYI	L	2-3	7-7-7
22	11/21	CAR	T*	4-4	7-7-8
23	11/23	PHI	T*	3-3	7-7-9
24	11/25	@ MIN	W	4-3	8-7-9
25	11/29	@ CGY	W	3-0	9-7-9
26	12/1	@ EDM	W	6-4	10-7-9
27	12/2	@ VAN	W	4-2	11-7-9
28	12/5	OTT	L	3-6	11-8-9
29	12/7	EDM	W	5-0	12-8-9
30	12/12	BUF	W	4-3	13-8-9
31	12/14	CGY	L	3-4	13-9-9
32	12/15	@ PHX	W	6-2	14-9-9
33	12/17	SJS	L	1-4	14-10-9
34	12/20	@ PHI	L	1-2	14-11-9
35	12/22	@ CBJ	W	4-2	15-11-9
36	12/23	@ ATL	W	4-1	16-11-9
37	12/26	COL	L	0-2	16-12-9
38	12/28	WSH	O*	2-3	16-12-10
39	12/31	BOS	W	2-1	17-12-10
40	1/2	ATL	W	2-1	18-12-10
41	1/5	@ STL	L	2-5	18-13-10

#	DATE	OPPONENT	RESULT	SCORE	RECORD
42	1/8	@ TBL	W	2-1	19-13-10
43	1/9	@ FLA	L	3-2	20-13-10
44	1/12	@ DET	L	2-5	20-14-10
45	1/13	@ MIN	W	3-1	21-14-10
46	1/16	DET	W	3-2	22-14-10
47	1/18	FLA	L	2-3	22-15-10
48	1/20	@ CHI	L	2-3	22-16-10
49	1/21	@ CBJ	W	5-3	23-16-10
50	1/23	VAN	L	2-4	23-17-10
51	1/25	ANA	L	1-6	23-18-10
52	1/28	CBJ	W	4-2	24-18-10
53	2/6	@ NSH	L	1-2	24-19-10
54	2/8	EDM	T*	1-1	24-19-11
55	2/10	@ ANA	W	5-1	25-19-11
56	2/11	@ LAK	L	1-2	25-20-11
57	2/13	NYR	W	4-2	26-20-11
58	2/26	@ PHX	L	1-5	26-21-11
59	2/28	@ VAN	W*	4-3	27-21-11
60	3/2	@ COL	W	2-1	28-21-11
61	3/3	SJS	W	4-1	29-21-11
62	3/6	LAK	W*	3-2	30-21-11
63	3/8	MIN	L	3-5	30-22-11
64	3/10	NJD	L	0-3	30-23-11
65	3/12	@ WSH	W	5-2	31-23-11
66	3/14	@ MTL	T*	3-3	31-23-12
67	3/16	@ TOR	T*	5-5	31-23-13
68	3/18	@ CHI	T*	2-2	31-23-14
69	3/20	STL	W	3-2	32-23-14
70	3/22	PHX	W	4-3	33-23-14
71	3/24	ANA	L	1-2	33-24-14
72	3/26	@ SJS	L	2-3	33-25-14
73	3/28	@ CGY	T*	2-2	33-25-15
74	3/30	@ EDM	L	1-3	33-26-15
75	4/1	CBJ	W	3-1	34-26-15
76	4/3	STL	O*	1-2	34-26-16
77	4/5	COL	W	3-1	35-26-16
78	4/7	@ ANA	L	1-4	35-27-16
79	4/8	@ LAK	L	0-3	35-28-16
80	4/10	MIN	T*	4-4	35-28-17
81	4/12	CHI	W	3-1	36-28-17
82	4/14	@ COL	T*	2-2	36-28-18

* Overtime

DALLAS STARS

156 | 2001-02

GM: Bob Gainey | HEAD COACH: Ken Hitchcock

RECORD: 48-24-10 (106 Points) | STANDINGS: 1st Pacific, 3rd West



PLAYER	GP	G	A	P	+/-	PIM	EV	PP	SHG	GWG
Mike Modano	81	33	51	84	26	52	22	8	3	7
Brett Hull	79	39	40	79	10	18	28	11	0	8
Joe Nieuwendyk	69	29	23	52	5	30	17	12	0	4
Sergei Zubov	79	10	41	51	22	24	4	6	0	1
Darryl Sydor	81	10	37	47	5	34	2	8	0	1
Jere Lehtinen	74	20	25	45	14	24	13	7	0	1
Brenden Morrow	82	20	24	44	18	128	13	7	0	6
Grant Marshall	75	13	24	37	1	64	9	4	0	1
Jamie Langenbrunner	53	12	18	30	4	57	7	3	2	4
Ted Donato	65	8	17	25	6	26	7	1	0	3
Mike Keane	67	10	14	24	4	35	9	1	0	1
Shaun Van Allen	59	7	16	23	5	16	5	0	2	3
Derian Hatcher	80	2	21	23	5	77	1	1	0	2
Richard Matvichuk	78	4	16	20	5	62	2	2	0	1
Brad Lukowich	80	4	10	14	28	76	4	0	0	2
Benoit Hogue	34	3	7	10	-1	26	3	0	0	0
Kirk Muller	55	1	9	10	-4	26	1	0	0	0
Roman Lyashenko	60	6	3	9	-1	45	6	0	0	1
Tyler Bouck	48	2	5	7	-3	29	2	0	0	1
John MacLean	28	4	2	6	0	17	3	1	0	0
Blake Sloan	33	2	2	4	-2	4	2	0	0	1
Sami Helenius	15	1	2	3	1	99	1	0	0	0
Jon Sim	57	0	3	3	-2	6	0	0	0	0
Jamie Wright	2	1	0	1	-3	0	1	0	0	0
Grant Ledyard	8	0	1	1	3	4	0	0	0	0
Gerald Diduck	14	0	0	0	4	18	0	0	0	0
Steve Gainey	1	0	0	0	0	0	0	0	0	0
Ric Jackman	16	0	0	0	-6	18	0	0	0	0
Greg Leeb	2	0	0	0	-1	0	0	0	0	0
Mark Wotton	1	0	0	0	0	0	0	0	0	0

GOALTENDER	GP	W	L	OTL/T	SA	SV	SV%	GAA	SO	A
Ed Belfour	63	35	20	7	1,508	1,364	.905	2.34	8	1
Marty Turco	26	13	6	1	532	492	.925	1.90	3	0

SCHEDULE/ RESULTS

#	DATE	OPPONENT	RESULT	SCORE	RECORD
1	10/4	COL	T*	2-2	0-0-1
2	10/7	@ OTT	L	1-3	0-1-1
3	10/9	@ TOR	W	3-1	1-1-1
4	10/10	@ CAR	L	2-5	1-2-1
5	10/12	PHI	W	4-1	2-2-1
6	10/14	WSH	W	3-0	3-2-1
7	10/18	SJS	W	2-1	4-2-1
8	10/20	@ CHI	W	5-1	5-2-1
9	10/21	LAK	W	4-3	6-2-1
10	10/25	VAN	L	2-6	6-3-1
11	10/27	PHX	L	2-4	6-4-1
12	10/28	@ STL	O*	3-4	6-4-2
13	11/1	CBJ	W	4-0	7-4-2
14	11/3	@ PHX	T*	2-2	7-4-3
15	11/11	MTL	W	2-0	8-4-3
16	11/14	@ CBJ	L	2-3	8-5-3
17	11/15	@ BUF	T*	2-2	8-5-4
18	11/17	@ DET	W	1-0	9-5-4
19	11/20	TBL	W	6-2	10-5-4
20	11/22	@ NSH	W	1-0	11-5-4
21	11/24	CBJ	W	3-0	12-5-4
22	11/25	@ CBJ	W	4-2	13-5-4
23	11/29	CGY	L	3-4	13-6-4
24	12/1	@ COL	L	2-4	13-7-4
25	12/2	@ CHX	W	5-2	14-7-4
26	12/6	@ SJS	T*	2-2	14-7-5
27	12/7	@ LAK	L	2-5	14-8-5
28	12/10	@ ANA	W	1-0	15-8-5
29	12/13	EDM	W	5-2	16-8-5
30	12/15	CHI	W	4-1	17-8-5
31	12/17	@ MIN	L	0-6	17-9-5
32	12/20	@ NJD	L	1-4	17-10-5
33	12/21	@ NYI	W	3-1	18-10-5
34	12/23	@ PIT	W	8-2	19-10-5
35	12/27	ANA	W	3-1	20-10-5
36	12/29	LAK	L	1-4	20-11-5
37	12/31	NYR	W	6-1	21-11-5
38	1/4	@ DET	L	2-4	21-12-5
39	1/6	@ BOS	W	4-0	22-12-5
40	1/8	@ NYR	W	2-1	23-12-5
41	1/10	@ ATL	W	3-2	24-12-5

#	DATE	OPPONENT	RESULT	SCORE	RECORD
42	1/12	DET	L	2-3	24-13-5
43	1/14	@ TBL	L	2-5	25-13-5
44	1/15	@ FLA	L	0-2	25-14-5
45	1/17	NSH	W*	4-3	26-14-5
46	1/19	PIT	W*	6-5	27-14-5
47	1/21	@ PHX	L	2-5	27-15-5
48	1/22	VAN	W	2-1	28-15-5
49	1/24	NJD	L	1-4	28-16-5
50	1/26	SJS	L	1-2	28-17-5
51	1/30	@ LAK	L	0-8	28-18-5
52	2/1	@ SJS	W	4-2	29-18-5
53	2/7	EDM	W	3-2	30-18-5
54	2/9	MIN	L	1-2	30-19-5
55	2/11	STL	T	3-3	30-19-6
56	2/13	@ NSH	W	2-1	31-19-6
57	2/14	LAK	W	4-2	32-19-6
58	2/16	ANA	W*	3-2	33-19-6
59	2/18	DET	L	1-2	33-20-6
60	2/21	MIN	W	6-2	34-20-6
61	2/23	BOS	W*	5-4	35-20-6
62	2/25	@ EDM	O*	2-3	35-20-7
63	2/26	@ CGY	L	2-3	35-21-7
64	2/28	@ VAN	L	4-5	35-22-7
65	3/2	@ ANA	W	5-2	36-22-7
66	3/4	BUF	W	4-1	37-22-7
67	3/7	CHI	L	1-4	37-23-7
68	3/10	COL	W*	3-2	38-23-7
69	3/11	@ COL	L	2-3	38-24-7
70	3/13	@ CHI	W	3-0	39-24-7
71	3/16	PHX	T*	1-1	39-24-8
72	3/18	OTT	W	5-1	40-24-8
73	3/19	@ MIN	W	4-1	41-24-8
74	3/21	ANA	W	8-0	42-24-8
75	3/23	NYI	W	2-1	43-24-8
76	3/25	STL	T*	1-1	43-24-9
77	3/28	@ VAN	W	3-1	44-24-9
78	3/30	@ EDM	W	5-4	45-24-9
79	3/31	@ CGY	W	2-0	46-24-9
80	4/2	CGY	O*	4-4	46-24-10
81	4/4	NSH	W	5-1	47-24-10
82	4/7	@ SJS	W*	5-4	48-24-10

Overtime



1999-00

GM: Bob Gainey | HEAD COACH: Ken Hitchcock

RECORD: 43-23-16 (102 Points) | STANDINGS: 1st Pacific, 2nd West

SEASON-BY-SEASON

PLAYER	GP	G	A	P	+/-	PIM	EV	PP	SHG	GWG
Mike Modano	77	38	43	81	E	48	26	11	1	8
Brett Hull	79	24	35	59	-21	43	13	11	0	3
Sergei Zubov	77	9	33	42	-2	18	5	3	1	3
Jamie Langenbrunner	65	18	21	39	16	68	12	4	2	6
Joe Nieuwendyk	48	15	19	34	-1	26	8	7	0	2
Mike Keane	81	13	21	34	9	41	9	0	4	3
Darryl Sydor	74	8	26	34	6	32	3	5	0	1
Brenden Morrow	64	14	19	33	8	81	11	3	0	3
Richard Matvichuk	70	4	21	25	7	42	4	0	0	1
Derian Hatcher	57	2	22	24	6	68	2	0	0	0
Kirk Muller	47	7	15	22	-3	24	4	3	0	2
Blake Sloan	67	4	13	17	11	50	4	0	0	1
Guy Carbonneau	69	10	6	16	10	36	9	0	1	4
Aaron Gavey	41	7	6	13	E	4	9	1	0	2
Roman Lyashenko	58	6	12	-2	10	6	0	0	0	1
Sylvain Cote	28	2	8	10	6	14	2	0	0	0
Scott Thornton	30	6	3	9	-5	38	5	1	0	0
Jon Sim	25	5	3	8	4	10	3	2	0	1
Jere Lehtinen	17	3	5	8	1	0	3	0	0	1
Grant Marshall	45	2	6	8	-5	38	1	1	0	0
Jamie Pushor	62	0	8	8	E	53	0	0	0	0
Juha Lind	34	3	4	7	-1	6	3	0	0	0
Pavel Patera	12	1	4	5	-1	4	1	0	0	0
Jamie Wright	23	1	4	5	4	16	1	0	0	1
Brad Lukowich	60	3	1	4	-14	50	3	0	0	1
Chris Murray	32	2	1	3	-1	62	2	0	0	0
Ric Jackman	22	1	2	3	-1	6	0	1	0	0
Dave Manson	26	1	2	3	10	22	1	0	0	0
Brian Skrudland	22	1	2	3	E	22	1	0	0	0
Derek Plante	16	1	1	2	-4	2	0	1	0	0
Warren Luhning	10	0	1	1	-2	13	0	0	0	0
Keith Aldridge	4	0	0	0	1	0	0	0	0	0
Joel Bouchard	2	0	0	0	1	2	0	0	0	0
Shawn Chambers	4	0	0	0	-2	4	0	0	0	0
Ryan Christie	5	0	0	0	-1	0	0	0	0	0
Kevin Dean	14	0	0	0	-1	10	0	0	0	0
Alan Letang	8	0	0	0	-5	2	0	0	0	0
GOALTENDER	GP	W	L	OTL/T	SA	SV	SV%	GAA	SO	A
Ed Belfour	62	32	21	7	1,571	1,444	.919	2.10	4	3
Manny Fernandez	24	11	8	3	603	555	.920	2.13	1	2

SCHEDULE / RESULTS

#	DATE	OPPONENT	RESULT	SCORE	RECORD	#	DATE	OPPONENT	RESULT	SCORE	RECORD
1	10/1	PIT	W	6-4	1-0-0	42	1/7	VAN	L	1-3	21-15-6
2	10/2	ANA	W	2-0	2-0-0	43	1/11	@ EDM	W	3-2	22-15-6
3	10/5	@ DET	W	3-2	3-0-0	44	1/12	@ CGY	O*	1-2	22-15-7
4	10/8	@ ANA	L	0-3	3-1-0	45	1/15	@ VAN	W	2-1	23-15-7
5	10/9	@ SJS	W	3-2	4-1-0	46	1/19	@ ANA	L	1-3	23-16-7
6	10/13	SJS	L	0-2	4-2-0	47	1/20	@ LAK	W	5-2	24-16-7
7	10/15	BOS	T*	2-2	4-2-1	48	1/23	@ CHI	W	3-2	25-16-7
8	10/16	@ NSH	L	2-3	4-3-1	49	1/26	LAK	W	3-1	26-16-7
9	10/20	EDM	W	2-1	5-3-1	50	1/28	STL	L	1-3	26-17-7
10	10/22	NJD	W*	2-1	6-3-1	51	1/31	EDM	W	2-1	27-17-7
11	10/25	@ TOR	L	0-4	6-4-1	52	2/2	ATL	W	2-1	28-17-7
12	10/30	TBL	L	1-3	6-5-1	53	2/3	@ PHX	W	2-0	29-17-7
13	11/3	BUF	L	1-3	6-6-1	54	2/9	@ ANA	W	5-3	30-17-7
14	11/5	@ PHX	W	6-4	7-6-1	55	2/11	@ LAK	L	2-3	30-18-7
15	11/6	@ SJS	L	1-2	7-7-1	56	2/13	WSH	W	2-1	31-18-7
16	11/9	@ STL	W	5-2	8-7-1	57	2/16	NSH	W	3-0	32-18-7
17	11/10	DET	L	2-4	8-8-1	58	2/18	PHX	L	3-4	32-19-7
18	11/17	@ WSH	T*	2-2	8-8-2	59	2/20	@ COL	W	2-1	33-19-7
19	11/18	@ PHI	T*	1-1	8-8-3	60	2/21	@ NSH	L	2-5	33-20-7
20	11/20	@ CAR	L	0-1	8-9-3	61	2/23	@ DET	W	5-2	34-20-7
21	11/22	COL	O*	2-3	8-9-4	62	2/25	CHI	O*	3-4	34-20-8
22	11/24	LAK	W*	3-2	9-9-4	63	2/27	COL	T*	1-1	34-20-9
23	11/26	ANA	L	2-4	9-10-4	64	3/1	PHI	W	2-0	35-20-9
24	11/28	@ ATL	W	4-2	10-10-4	65	3/3	@ PHX	W	4-1	36-20-9
25	11/30	@ NYI	W	2-1	11-10-4	66	3/5	DET	L	3-5	36-21-9
26	12/1	@ MTL	W	3-2	12-10-4	67	3/8	VAN	T*	3-3	36-21-10
27	12/4	@ OTT	W	3-1	13-10-4	68	3/10	NYI	O*	3-4	36-21-11
28	12/6	PHX	L	2-3	13-11-4	69	3/12	STL	W	4-2	37-21-11
29	12/8	CAR	W	2-1	14-11-4	70	3/13	@ NYR	W	4-3	38-21-11
30	12/10	FLA	W	4-3	15-11-4	71	3/15	@ NJD	W	3-2	39-21-11
31	12/11	@ STL	L	2-4	15-12-4	72	3/18	@ CHI	T*	2-2	39-21-12
32	12/15	CGY	W	5-1	16-12-4	73	3/19	SJS	W	5-3	40-21-12
33	12/17	@ EDM	T*	2-2	16-12-5	74	3/24	CHI	W	5-1	41-21-12
34	12/18	@ VAN	W	4-2	17-12-5	75	3/26	COL	O*	1-2	41-21-13
35	12/21	@ CGY	T*	0-0	17-12-6	76	3/28	@ TBL	W	4-2	42-21-13
36	12/23	@ CHI	L	2-5	17-13-6	77	3/29	@ FLA	W	4-1	43-21-13
37	12/27	SJS	L	1-3	17-14-6	78	4/2	@ COL	O*	2-3	43-21-14
38	12/29	NYR	W*	4-3	18-14-6	79	4/3	CGY	T*	2-2	43-21-15
39	12/31	ANA	W	5-4	19-14-6	80	4/5	@ SJS	L	2-5	43-22-15
40	1/3	LAK	W	4-1	20-14-6	81	4/7	@ LAK	L	2-3	43-23-15
41	1/5	NSH	W	3-1	21-14-6	82	4/9	PHX	T*	2-2	43-23-16

* Overtime

158 | 1999-00

DALLAS STARS

GM: Bob Gainey | **HEAD COACH:** Ken Hitchcock
RECORD: 51-19-12 (114 Points) | **STANDINGS:** 1st Pacific, 1st West
****STANLEY CUP CHAMPIONS****

1998-99 

PLAYER	GP	G	A	P	+/-	PIM	EV	PP	SHG	GWG
Mike Modano	77	34	47	81	29	44	24	6	4	7
Brett Hull	60	32	26	58	19	30	17	15	0	11
Joe Nieuwendyk	67	28	27	55	11	34	20	8	0	8
Jere Lehtinen	74	20	32	52	29	18	12	7	1	2
Sergei Zubov	81	10	41	51	9	20	5	5	0	3
Darryl Sydor	74	14	34	48	-1	50	5	9	0	2
Jamie Langenbrunner	75	12	33	45	10	62	8	4	0	1
Pat Verbeek	78	17	17	34	11	133	9	8	0	2
Grant Marshall	82	13	18	31	1	85	11	2	0	4
Derian Hatcher	80	9	21	30	21	102	6	3	0	2
Mike Keane	81	6	23	29	-2	62	4	1	1	1
Tony Hrkac	69	13	14	27	2	26	11	2	0	2
Dave Reid	73	6	11	17	0	16	5	1	0	1
Guy Carbonneau	74	4	12	16	-3	31	4	0	0	2
Richard Matvichuk	64	3	9	12	23	51	2	1	0	0
Shawn Chambers	61	2	9	11	6	18	1	1	0	1
Craig Ludwig	80	2	6	8	5	87	2	0	0	0
Brian Skrudland	40	4	1	5	2	33	4	0	0	1
Derek Plante	10	2	3	5	1	4	1	1	0	0
Sergey Gusev	22	1	4	5	5	6	1	0	0	1
Benoit Hogue	12	1	3	4	2	4	1	0	0	0
Brad Lukowich	14	1	2	3	3	19	1	0	0	0
Brent Severyn	30	1	2	3	-2	50	1	0	0	0
Jon Sim	7	1	0	1	1	12	1	0	0	0
Dan Kecmer	22	0	1	1	-2	22	0	0	0	0
Jason Botterill	17	0	0	0	-2	23	0	0	0	0
Petr Buzek	2	0	0	0	0	2	0	0	0	0
Kelly Fairchild	1	0	0	0	0	0	0	0	0	0
Aaron Gavey	7	0	0	0	-1	10	0	0	0	0
Doug Lidster	17	0	0	0	0	10	0	0	0	0
Blake Sloan	14	0	0	0	-1	10	0	0	0	0
Jamie Wright	11	0	0	0	-3	0	0	0	0	0
GOALTENDER	GP	W	L	OTL/T	SA	SV	SV%	GAA	SO	A
Ed Belfour	61	35	15	9	1,373	1,256	.915	1.99	5	0
Roman Turek	26	16	3	3	562	514	.915	2.08	1	0
Manny Fernandez	1	0	1	0	29	27	.931	2.00	0	0

SCHEDULE/ RESULTS

#	DATE	OPPONENT	RESULT	SCORE	RECORD	#	DATE	OPPONENT	RESULT	SCORE	RECORD
1	10/10	BUF	W	4-1	1-0-0	42	1/18	VAN	L	3-5	27-8-7
2	10/13	CHI	W	3-1	2-0-0	43	1/20	TOR	L	4-6	27-9-7
3	10/15	@ CAR	T*	2-2	2-0-1	44	1/27	LAK	W	3-2	28-9-7
4	10/17	@ CHI	L	3-4	2-1-1	45	1/29	@ TBL	W	4-1	29-9-7
5	10/20	CGY	W	3-1	3-1-1	46	1/30	@ FLA	W	5-2	30-9-7
6	10/22	PHX	W	2-1	4-1-1	47	2/1	CGY	T*	2-2	30-9-8
7	10/24	SJS	W	2-1	5-1-1	48	2/7	COL	L	0-3	30-10-8
8	10/30	ANA	T*	3-3	5-1-2	49	2/12	@ ANA	W	3-2	31-10-8
9	10/31	DET	W	3-2	6-1-2	50	2/13	@ LAK	W	3-2	32-10-8
10	11/4	@ SJS	L	0-4	6-2-2	51	2/15	EDM	W	4-1	33-10-8
11	11/7	@ LAK	W	4-3	7-2-2	52	2/17	FIL	W	2-1	34-10-8
12	11/11	PHX	L	0-2	7-3-2	53	2/19	CHI	W	5-1	35-10-8
13	11/13	@ DET	W	5-1	8-3-2	54	2/21	COL	T*	1-1	35-10-9
14	11/14	@ BOS	W	3-1	9-3-2	55	2/23	@ NSH	W	4-3	36-10-9
15	11/20	NYI	W	4-2	10-3-2	56	2/24	NSH	L	1-2	36-11-9
16	11/21	@ STL	T*	3-3	10-3-3	57	2/26	PIT	W	6-4	37-11-9
17	11/23	SJS	W	3-2	11-3-3	58	2/28	LAK	W	1-0	38-11-9
18	11/25	NJD	L	2-5	11-4-3	59	3/2	@ NYR	T*	2-2	38-11-10
19	11/27	WSH	W	4-0	12-4-3	60	3/4	@ NYI	W*	3-2	39-11-10
20	12/2	@ SJS	W	3-0	13-4-3	61	3/5	@ BUF	L	1-2	39-12-10
21	12/4	@ VAN	L	1-4	13-5-3	62	3/7	STL	W	4-3	40-12-10
22	12/6	@ EDM	W	6-2	14-5-3	63	3/10	EDM	W	4-3	41-12-10
23	12/7	@ CGY	W	3-2	15-5-3	64	3/12	ANA	W	4-0	42-12-10
24	12/9	SJS	T*	3-3	15-5-4	65	3/14	@ PHI	T*	1-1	42-12-11
25	12/11	MTL	W	3-2	16-5-4	66	3/16	@ PIT	T*	2-2	42-12-12
26	12/13	@ CHI	T*	2-2	16-5-5	67	3/17	@ WSH	L*	1-2	42-13-12
27	12/15	STL	W	7-3	17-5-5	68	3/19	OTT	L	1-2	42-14-12
28	12/18	@ DET	W	3-1	18-5-5	69	3/21	CAR	W*	3-2	43-14-12
29	12/20	@ OTT	W	3-2	19-5-5	70	3/23	@ PHX	W	3-2	44-14-12
30	12/21	@ MTL	T*	2-2	19-5-6	71	3/25	@ LAK	W	2-1	45-14-12
31	12/23	@ TOR	W	5-1	20-5-6	72	3/26	@ ANA	L	1-5	45-15-12
32	12/26	@ COL	W	4-2	21-5-6	73	3/28	@ NSH	W	3-0	46-15-12
33	12/28	NSH	W	1-0	22-5-6	74	3/31	TBL	W	6-4	47-15-12
34	12/31	BOS	W	6-1	23-5-6	75	4/3	@ STL	L	2-5	47-16-12
35	1/1	@ PHX	W*	2-1	24-5-6	76	4/4	DET	L	0-3	47-17-12
36	1/6	VAN	W	6-4	25-5-6	77	4/7	ANA	W	5-1	48-17-12
37	1/8	@ CGY	L	0-1	25-6-6	78	4/9	NYR	W	3-1	49-17-12
38	1/10	@ VAN	L	0-2	25-7-6	79	4/11	LAK	W	6-2	50-17-12
39	1/12	@ EDM	T*	2-2	25-7-7	80	4/14	PHX	W	4-2	51-17-12
40	1/13	@ SJS	W	2-1	26-7-7	81	4/17	@ PHX	L	0-2	51-18-12
41	1/15	@ ANA	W	3-1	27-7-7	82	4/18	@ COL	L	1-2	51-19-12
Overtime											



1997-98

GM: Bob Gainey | HEAD COACH: Ken Hitchcock

RECORD: 49-22-11 (109 Points) | STANDINGS: 1st Central, 1st West

SEASON-BY-SEASON

PLAYER	GP	G	A	P	+/-	PIM	EV	PP	SHG	GWG
Joe Nieuwendyk	73	39	30	69	16	30	25	14	0	11
Mike Modano	52	21	38	59	25	32	9	7	5	2
Pat Verbeek	82	31	26	57	15	170	22	9	0	8
Sergei Zubov	73	10	47	57	16	16	4	5	1	2
Jamie Langenbrunner	81	23	29	52	9	61	15	8	0	6
Darryl Sydor	79	11	35	46	17	51	6	4	1	1
Jere Lehtinen	72	23	19	42	19	20	14	7	2	6
Greg Adams	49	14	18	32	11	20	7	7	0	1
Derian Hatcher	70	6	25	31	9	132	3	3	0	2
Guy Carbonneau	77	7	17	24	3	40	6	0	1	1
Shawn Chambers	57	2	22	24	11	26	0	1	1	0
Benoit Hogue	53	6	16	22	7	35	3	3	0	1
Todd Harvey	59	9	10	19	-2	104	9	0	0	1
Grant Marshall	72	9	10	19	-2	96	6	3	0	1
Dave Reid	65	6	12	18	-15	14	3	3	0	1
Richard Matvichuk	74	3	15	18	7	63	3	0	0	0
Bob Errey	59	2	9	11	7	46	2	0	0	0
Tony Hrkac	13	5	3	8	0	0	2	3	0	0
Bob Bassen	58	3	4	7	-4	57	3	0	0	1
Craig Ludwig	80	0	7	7	21	131	0	0	0	0
Jamie Wright	21	4	2	6	8	2	4	0	0	2
Mike Keane	13	2	3	5	0	5	2	0	0	1
Juha Lind	39	2	3	5	4	6	2	0	0	0
Dan Keczer	17	1	2	3	5	26	1	0	0	0
Brian Skrudland	13	2	0	2	-2	10	2	0	0	0
Craig Muni	40	1	2	0	0	25	1	0	0	1
Brad Lukowich	4	0	1	1	-2	2	0	0	0	0
Chris Tancill	2	0	1	1	-1	0	0	0	0	0
Jason Botterill	4	0	0	0	-1	19	0	0	0	0
Petr Buzek	2	0	0	0	1	2	0	0	0	0
Patrick Cote	3	0	0	0	-1	15	0	0	0	0
Peter Douris	1	0	0	0	-1	0	0	0	0	0
Sergey Gusev	9	0	0	0	-5	2	0	0	0	0
Mike Kennedy	2	0	0	0	1	2	0	0	0	0
Jeff Mitchell	7	0	0	0	0	7	0	0	0	0
Jarrold Skalde	1	0	0	0	0	0	0	0	0	0
GOALTENDER	GP	W	L	OTL/T	SA	SV	SV%	GAA	SO	A
Ed Belfour	61	37	32	10	1,335	1,233	.916	1.88	9	0
Roman Turek	23	11	10	1	496	447	.901	2.22	1	0
Manny Fernandez	2	1	0	0	35	33	.943	1.74	0	0

SCHEDULE/ RESULTS

#	DATE	OPPONENT	RESULT	SCORE	RECORD	#	DATE	OPPONENT	RESULT	SCORE	RECORD
1	10/1	@ COL	T*	2-2	0-0-1	42	1/2	NYI	W	2-1	26-9-7
2	10/4	STL	L	1-2	0-0-1	43	1/3	@ CAR	W	6-1	27-9-7
3	10/7	@ BUF	W	4-2	1-1-1	44	1/5	@ NJD	W	4-3	28-9-7
4	10/8	@ DET	L	1-3	1-2-1	45	1/7	OTT	L	0-2	28-10-7
5	10/10	CHI	W	7-0	2-2-1	46	1/9	DET	T*	3-3	28-10-8
6	10/14	CGY	W*	5-4	3-2-1	47	1/11	@ ANA	L*	1-2	28-11-8
7	10/16	FLA	W	4-0	4-2-1	48	1/12	@ SJS	W	3-1	29-11-8
8	10/18	@ TOR	W	5-4	5-2-1	49	1/14	@ STL	W	2-1	30-11-8
9	10/19	@ OTT	L	1-3	5-3-1	50	1/21	COL	W	3-2	31-11-8
10	10/21	VAN	L	1-5	5-4-1	51	1/24	@ COL	W	3-2	32-11-8
11	10/24	@ CHI	W	2-0	6-4-1	52	1/26	TOR	W	5-1	33-11-8
12	10/25	COL	W	3-1	7-4-1	53	1/29	@ FLA	L	2-3	33-12-8
13	10/28	@ NYR	W	3-2	8-4-1	54	1/31	@ STL	L	3-6	33-13-8
14	10/29	@ WSH	W	4-3	9-4-1	55	2/2	@ TOR	W	5-1	34-13-8
15	11/2	@ PHI	T*	3-3	9-4-2	56	2/4	PHI	W	1-0	35-13-8
16	11/3	@ MTL	L	4-6	9-5-2	57	2/7	CHI	W	3-1	36-13-8
17	11/5	@ PIT	W	5-2	10-5-2	58	2/25	@ NYI	W	4-1	37-13-8
18	11/7	NYR	T*	2-2	10-5-3	59	2/28	PHX	W	4-0	38-13-8
19	11/10	STL	L	1-7	10-6-3	60	3/1	@ CHI	T*	2-2	38-13-9
20	11/12	BOS	T*	3-3	10-6-4	61	3/4	MTL	L	1-3	38-14-9
21	11/15	@ LAK	W	5-1	11-6-4	62	3/7	@ STL	L	1-2	38-15-9
22	11/16	@ ANA	W	4-0	12-6-4	63	3/8	PHX	T*	1-1	38-15-10
23	11/19	EDM	W	3-2	13-6-4	64	3/12	@ PHX	L	4-5	38-16-10
24	11/21	@ DET	L	2-4	13-7-4	65	3/13	ANA	W	6-3	39-16-10
25	11/22	@ BOS	W	2-0	14-7-4	66	3/17	@ LAK	W	4-3	40-16-10
26	11/24	ANA	W	5-0	15-7-4	67	3/18	@ SJS	W	3-1	41-16-10
27	11/26	LAK	W	4-1	16-7-4	68	3/20	CAR	W	6-1	42-16-10
28	11/27	@ PHX	W	4-1	17-7-4	69	3/22	PIT	T*	0-0	42-16-11
29	11/29	PHX	W	5-2	18-7-4	70	3/26	PHX	L	0-1	42-17-11
30	12/3	EDM	W	4-1	19-7-4	71	3/28	SJS	L	1-4	42-18-11
31	12/5	CGY	W	4-1	20-7-4	72	3/29	NJD	W	3-1	43-18-11
32	12/8	@ TOR	L	0-3	20-8-4	73	4/1	@ CGY	L	1-3	43-19-11
33	12/10	TBL	W	3-0	21-8-4	74	4/3	@ EDM	L	1-4	43-20-11
34	12/12	SJS	L	0-1	21-9-4	75	4/4	@ VAN	L	3-5	43-21-11
35	12/15	BUF	W	8-4	22-9-4	76	4/6	TOR	W	4-2	44-21-11
36	12/18	@ CGY	W	2-1	23-9-4	77	4/8	WSH	W	2-1	45-21-11
37	12/20	@ EDM	W	2-1	24-9-4	78	4/11	@ TBL	W	5-1	46-21-11
38	12/23	@ VAN	W	3-1	25-9-4	79	4/12	STL	W	4-3	47-21-11
39	12/27	VAN	T*	3-3	25-9-5	80	4/15	DET	W	3-1	48-21-11
40	12/29	@ DET	T*	2-2	25-9-6	81	4/16	@ PHX	L	2-3	48-22-11
41	12/31	LAK	T*	2-2	25-9-7	82	4/18	CHI	W	3-1	49-22-11

* Overtime

DALLAS STARS

160 | 1997-98

PLAYER	GP	G	A	P	+/-	PIM	EV	PP	SHG	GWG
Mike Modano	80	35	48	83	43	42	21	9	5	9
Pat Verbeek	81	17	36	53	3	128	12	5	0	4
Joe Nieuwendyk	66	30	21	51	-5	32	22	8	0	2
Darryl Sydor	82	8	40	48	37	51	6	2	0	2
Benoit Hogue	73	19	24	43	8	54	14	5	0	5
Jere Lehtinen	63	16	27	43	26	2	12	3	1	2
Sergei Zubov	78	13	30	43	19	24	12	1	0	3
Dave Reid	82	19	20	39	12	10	17	1	1	4
Jamie Langenbrunner	76	13	26	39	-2	51	10	3	0	3
Greg Adams	50	21	15	36	27	2	16	5	0	4
Todd Harvey	71	9	22	31	19	142	8	1	0	2
Brent Gilchrist	67	10	20	30	6	24	8	2	0	2
Derian Hatcher	63	3	19	22	8	97	3	0	0	0
Guy Carbonneau	73	5	16	21	9	36	4	0	1	0
Grant Ledyard	67	1	15	16	31	61	1	0	0	0
Neal Broten	20	8	7	15	6	12	6	1	1	2
Craig Ludwig	77	2	11	13	17	62	2	0	0	1
Bob Bassen	46	5	7	12	5	41	5	0	0	2
Richard Matvichuk	57	5	7	12	1	87	3	0	2	0
Bill Huard	40	5	6	11	5	105	5	0	0	0
Grant Marshall	56	6	4	10	5	98	6	0	0	0
Mike Kennedy	24	1	6	7	3	13	1	0	0	1
Mike Lalor	55	1	1	2	3	42	1	0	0	0
Dan Keczmer	13	0	1	1	3	6	0	0	0	0
Patrick Cote	3	0	0	0	E	27	0	0	0	0
Marc Labelle	9	0	0	0	-4	46	0	0	0	0
Sergei Makarov	4	0	0	0	-2	0	0	0	0	0

GOALTENDER	GP	W	L	OTL/T	SA	SV	SV%	GAA	SO	A
Andy Moog	48	28	13	5	1,121	1,023	.913	2.15	3	1
Arturs Irbe	35	17	12	3	825	737	.893	2.69	3	2
Roman Turek	6	3	1	0	129	120	.930	2.05	0	0

SCHEDULE/ RESULTS

#	DATE	OPPONENT	RESULT	SCORE	RECORD
1	10/5	COL	W	4-1	1-0-0
2	10/8	WSH	W	5-3	2-0-0
3	10/10	@ NYR	W	2-1	3-0-0
4	10/12	@ NJD	W	4-2	4-0-0
5	10/13	@ CHI	W	5-3	5-0-0
6	10/15	DET	W	3-1	6-0-0
7	10/17	VAN	L	1-6	6-1-0
8	10/19	TOR	W	2-0	7-1-0
9	10/23	@ DET	L	1-4	7-2-0
10	10/26	OTT	W	5-1	8-2-0
11	10/30	BUF	W	2-0	9-2-0
12	11/1	CHI	L*	3-6	9-3-0
13	11/3	@ STL	L	3-6	9-4-0
14	11/6	@ PHX	W	3-2	10-4-0
15	11/8	@ SJS	L	1-3	10-5-0
16	11/11	@ ANA	W	3-2	11-5-0
17	11/13	CGY	T*	3-3	11-5-1
18	11/15	ANA	W	4-3	12-5-1
19	11/17	@ EDM	W	7-3	13-5-1
20	11/19	@ VAN	L	0-2	13-6-1
21	11/20	@ CGY	W	3-1	14-6-1
22	11/22	FLA	L*	1-2	14-7-1
23	11/27	NJD	L	2-3	14-8-1
24	11/29	@ TBL	W	2-1	15-8-1
25	11/30	TOR	W	5-2	16-8-1
26	12/4	SJS	L	1-2	16-9-1
27	12/6	PHI	L	3-6	16-10-1
28	12/8	@ FLA	T*	1-1	16-10-2
29	12/11	STL	T*	5-5	16-10-3
30	12/13	VAN	W	2-1	17-10-3
31	12/15	@ OTT	W	4-0	18-10-3
32	12/18	@ CHI	W*	3-2	19-10-3
33	12/20	@ HFD	W	4-1	20-10-3
34	12/21	@ NYI	W	3-2	21-10-3
35	12/23	SJS	L	1-2	21-11-3
36	12/27	BOS	W	6-4	22-11-3
37	12/29	@ COL	L	2-3	22-12-3
38	12/30	NYR	L	2-3	22-13-3
39	1/1	MTL	L	4-6	22-14-3
40	1/3	@ DET	W	2-1	23-14-3
41	1/4	@ BOS	L	2-3	23-15-3

#	DATE	OPPONENT	RESULT	SCORE	RECORD
42	1/8	DET	W	6-3	24-15-3
43	1/10	PHX	L	3-4	24-16-3
44	1/13	@ MTL	W	2-1	25-16-3
45	1/14	@ PIT	L	1-3	25-17-3
46	1/21	@ PHI	T*	3-3	25-17-4
47	1/24	@ WSH	W	5-2	26-17-4
48	1/25	@ TOR	W	5-1	27-17-4
49	1/27	LAK	W	7-2	28-17-4
50	1/29	ANA	W	3-1	29-17-4
51	1/31	@ BUF	L	1-3	29-18-4
52	2/2	@ DET	L*	3-4	29-19-4
53	2/5	TBL	W	4-0	30-19-4
54	2/6	@ STL	L	4-6	30-20-4
55	2/8	@ PHX	W*	5-4	31-20-4
56	2/9	LAK	W*	2-1	32-20-4
57	2/12	PHX	L	0-5	32-21-4
58	2/14	DET	W*	4-3	33-21-4
59	2/17	@ LAK	W	2-1	34-21-4
60	2/18	@ SJS	L	1-3	34-22-4
61	2/21	CGY	W	4-2	35-22-4
62	2/23	EDM	W	6-1	36-22-4
63	2/25	@ CHI	W	1-0	37-22-4
64	2/27	@ COL	W	6-2	38-22-4
65	3/1	@ CGY	L	1-4	38-23-4
66	3/5	STL	W	3-2	39-23-4
67	3/7	EDM	W	2-1	40-23-4
68	3/10	@ TOR	T*	3-3	40-23-5
69	3/14	CHI	T*	4-4	40-23-6
70	3/16	PIT	W	6-2	41-23-6
71	3/19	PHX	W	7-2	42-23-6
72	3/21	HFD	W	2-0	43-23-6
73	3/23	@ STL	W	4-1	44-23-6
74	3/30	@ VAN	W	3-2	45-23-6
75	3/31	@ EDM	W	3-1	46-23-6
76	4/2	NYI	W	5-4	47-23-6
77	4/4	@ ANA	L	2-3	47-24-6
78	4/5	@ LAK	T*	3-3	47-24-7
79	4/7	@ PHX	T*	2-2	47-24-8
80	4/9	TOR	W	3-2	48-24-8
81	4/11	COL	L	1-2	48-25-8
82	4/13	CHI	L	2-5	48-26-8

Overtime



1995-96

GM: Bob Gainey | **HEAD COACH:** Bob Gainey - Ken Hitchcock

RECORD: 26-42-14 (66 Points) | **STANDINGS:** 6th Central, 11th West

SEASON-BY-SEASON

PLAYER	GP	G	A	P	+/-	PIM	EV	PP	SHG	GWG
Mike Modano	78	36	45	81	-12	63	24	8	4	4
Greg Adams	66	22	21	43	-21	35	10	1	1	1
Brent Gilchrist	77	20	22	42	-11	36	13	6	1	2
Kevin Hatcher	74	15	26	41	-24	58	8	7	0	3
Joe Nieuwendyk	52	14	18	32	-17	41	6	8	0	3
Dorian Hatcher	79	8	23	31	-12	129	6	2	0	1
Todd Harvey	69	9	20	29	-13	136	6	3	0	0
Grant Marshall	70	9	19	28	0	111	9	0	0	0
Jere Lehtinen	70	6	22	28	5	16	6	0	0	1
Dave Gagner	45	14	13	27	-17	44	8	6	0	2
Benoit Hogue	34	7	20	27	4	36	5	2	0	0
Mike Kennedy	61	9	17	26	-7	48	5	4	0	1
Grant Ledyard	73	5	19	24	-15	20	3	2	0	1
Guy Carbonneau	71	8	15	23	-2	38	6	0	2	1
Richard Matvichuk	73	6	16	22	4	71	6	0	2	1
Brent Fedyk	41	10	9	19	-17	30	6	4	0	0
Bill Huard	51	6	6	12	3	176	6	0	0	0
Trent Klatt	22	4	4	8	0	23	4	0	0	1
Darryl Sydor	26	2	6	8	-1	41	1	1	0	0
Shane Churla	34	3	4	7	4	168	3	1	0	0
Corey Millen	13	3	4	7	0	8	2	1	0	0
Mike Donnelly	24	2	5	7	-2	10	2	0	0	0
Doug Zmolek	42	1	5	6	1	65	1	0	0	0
Randy Wood	30	1	4	5	-11	26	1	0	0	0
Jamie Langenbrunner	12	2	2	4	-2	6	1	0	0	0
Nikolai Borschevsky	12	1	3	4	-7	9	1	0	0	1
Mike Lalor	63	1	2	3	-10	31	1	0	0	0
Craig Ludwig	65	1	2	3	-17	70	1	0	0	0
Jim Storm	10	1	2	3	-1	17	1	0	0	1
Robert Petrovicky	5	1	1	2	1	0	0	1	0	1
Bob Bassen	13	0	1	1	-6	15	0	0	0	0
Mark Lawrence	13	0	1	1	0	17	0	0	0	0
Zac Boyer	2	0	0	1	0	0	0	0	0	0
Paul Cavallini	8	0	0	0	-3	6	0	0	0	0
Patrick Cote	2	0	0	0	-2	5	0	0	0	0
Dan Kesa	3	0	0	0	-1	0	0	0	0	0
Pat MacLeod	2	0	0	0	0	0	0	0	0	0
Daniel Marois	3	0	0	0	0	2	0	0	0	0
Travis Richards	1	0	0	0	-1	2	0	0	0	0
GOALTENDER	GP	W	L	OTL/T	SA	SV	SV%	GAA	SO	A
Andy Moog	41	13	19	7	1,106	995	.900	2.99	1	0
Darcy Wakaluk	37	9	16	5	975	869	.891	3.39	1	0
Allan Bester	10	4	5	1	287	267	.899	3.00	0	0
Mike Fernandez	9	0	1	1	121	102	.843	4.58	0	0
Jordan Willis	1	0	1	0	14	13	.929	3.16	0	0

SCHEDULE/ RESULTS

#	DATE	OPPONENT	RESULT	SCORE	RECORD	#	DATE	OPPONENT	RESULT	SCORE	RECORD
1	10/7	@ WPG	L	5-7	0-1-0	42	1/14	@ NJD	L	2-7	11-21-10
2	10/10	CGY	W	7-3	1-1-0	43	1/15	@ PHI	L	1-6	11-22-10
3	10/12	STL	L	1-3	1-2-0	44	1/17	EDM	L	3-4	11-23-10
4	10/14	BOS	W	6-5	2-2-0	45	1/22	@ VAN	W	6-4	12-23-10
5	10/17	WSH	L	3-4	2-3-0	46	1/24	@ EDM	W	5-3	13-23-10
6	10/19	@ STL	T*	1-1	2-3-1	47	1/26	@ CGY	W	4-2	14-23-10
7	10/21	TBL	T*	3-3	2-3-2	48	1/29	WPG	L	1-2	14-24-10
8	10/24	BUF	W	3-0	3-3-2	49	1/31	NYR	T*	1-1	14-24-11
9	10/26	ANA	W	5-2	4-3-2	50	2/2	VAN	L	4-5	14-25-11
10	10/28	@ SJS	W	4-3	5-3-2	51	2/4	@ NYI	L	3-5	14-26-11
11	10/30	COL	L	1-6	5-4-2	52	2/6	@ STL	W	5-2	15-26-11
12	11/1	CHI	T*	1-1	5-4-3	53	2/7	MTL	L	2-4	15-27-11
13	11/4	@ DET	L	1-5	5-5-3	54	2/10	STL	L	3-6	15-28-11
14	11/8	LAK	T*	3-3	5-5-4	55	2/11	HFD	L	3-5	15-29-11
15	11/9	@ COL	T*	1-1	5-5-5	56	2/16	EDM	W	6-1	16-29-11
16	11/14	@ PIT	L	2-4	5-6-5	57	2/18	@ FLA	L	4-6	16-30-11
17	11/15	@ BUF	L	1-2	5-7-5	58	2/19	@ TBL	L	2-4	16-31-11
18	11/17	SJS	W	2-1	6-7-5	59	2/22	OTT	W	3-2	17-31-11
19	11/22	VAN	W	4-3	7-7-5	60	2/24	@ TOR	W	3-2	18-31-11
20	11/25	NJD	W	2-0	8-7-5	61	2/25	@ HFD	W	6-2	19-31-11
21	12/2	@ LAK	T*	2-2	8-7-6	62	2/28	PHI	T*	4-4	19-31-12
22	12/3	@ COL	W	7-6	9-7-6	63	3/2	TOR	W	5-1	20-31-12
23	12/5	@ BOS	L	4-6	9-8-6	64	3/5	@ ANA	W	3-1	21-31-12
24	12/7	@ DET	L	1-3	9-9-6	65	3/6	@ SJS	W	2-1	22-31-12
25	12/9	@ TOR	L	1-3	9-10-6	66	3/11	@ MTL	L	1-4	22-32-12
26	12/11	@ NYR	L	2-3	9-11-6	67	3/13	@ OTT	L	1-4	22-33-12
27	12/13	CGY	L	4-8	9-12-6	68	3/15	@ TOR	L	0-3	22-34-12
28	12/15	PIT	L	1-5	9-13-6	69	3/17	@ WSH	L	1-2	22-35-12
29	12/17	SJS	W	4-2	10-13-6	70	3/20	STL	W	2-1	23-35-12
30	12/21	NYI	T*	3-3	10-13-7	71	3/22	@ VAN	L	2-5	23-36-12
31	12/23	CHI	L	0-2	10-14-7	72	3/23	@ LAK	T*	4-4	23-36-13
32	12/26	@ CHI	L	3-5	10-15-7	73	3/26	WPG	L	2-8	23-37-13
33	12/28	@ STL	L	1-4	10-16-7	74	3/28	ANA	W	3-1	24-37-13
34	12/29	DET	L	1-2	10-17-7	75	3/31	@ CHI	L	3-5	24-38-13
35	1/1	TOR	L	0-1	10-18-7	76	4/3	@ WPG	L	1-3	24-39-13
36	1/3	@ DET	T*	3-3	10-18-8	77	4/5	CHI	T*	3-3	24-39-14
37	1/5	WPG	W	5-4	11-18-8	78	4/7	COL	L	1-4	24-40-14
38	1/7	@ CHI	L	2-5	11-19-8	79	4/9	@ CGY	W*	4-3	25-40-14
39	1/8	@ LAK	T*	4-4	11-19-9	80	4/10	@ EDM	W	4-2	26-40-14
40	1/10	DET	L	0-4	11-20-9	81	4/12	@ ANA	L	3-5	26-41-14
41	1/12	FLA	T	6-6	11-20-10	82	4/14	DET	L	1-5	26-42-14

* Overtime

162 | 1995-96

DALLAS STARS

GM/HEAD COACH: Bob Gainey

1994-95 

RECORD: 17-23-8 (42 Points) | STANDINGS: 5th Central, 8th West

PLAYER	GP	G	A	P	+/-	PIM	EV	PP	SHG	GWG
Dave Gagner	48	14	28	42	2	42	7	7	0	2
Mike Modano	30	12	17	29	7	8	7	4	1	0
Kevin Hatcher	47	10	19	29	-4	66	7	3	0	2
Mike Donnelly	35	11	14	25	3	29	8	3	0	3
Trent Klatt	47	12	10	22	-2	26	7	5	0	3
Todd Harvey	40	11	9	20	-3	67	9	2	0	1
Mike Kennedy	44	6	12	18	4	33	4	2	0	0
Grant Ledyard	38	5	13	18	6	20	1	4	0	0
Corey Millen	28	3	15	18	4	28	2	1	0	0
Russ Courtnall	32	7	10	17	-8	13	5	2	0	1
Paul Broten	47	7	9	16	-7	36	7	0	0	0
Derian Hatcher	43	5	11	16	3	105	3	2	0	2
Dean Evason	47	8	7	15	3	48	7	1	0	0
Brent Gilchrist	32	9	4	13	-3	16	5	1	3	1
Paul Cavallini	44	1	11	12	8	28	1	0	0	0
Peter Zezel	30	6	5	11	-6	19	6	0	0	1
Craig Ludwig	47	2	7	9	-6	61	2	0	0	0
Greg Adams	12	3	3	6	-4	4	2	1	0	0
Doug Zmolek	42	0	5	5	-6	67	0	0	0	0
Shane Churla	27	1	3	4	E	186	1	0	0	1
Neal Broten	17	0	4	4	-8	4	0	0	0	0
Alan May	27	1	1	2	1	106	1	0	0	0
Jarkko Varvio	5	1	1	2	1	0	0	1	0	0
Richard Matvichuk	14	0	2	2	-7	14	0	0	0	0
Gord Donnelly	16	1	0	1	1	52	1	0	0	0
Grant Marshall	2	0	1	1	1	0	0	0	0	0
Zac Boyer	1	0	0	0	E	0	0	0	0	0
Iain Fraser	4	0	0	0	-3	0	0	0	0	0
Mike Lalor	12	0	0	0	E	9	0	0	0	0
Jamie Langenbrunner	2	0	0	0	E	2	0	0	0	0
Mark Lawrence	2	0	0	0	E	0	0	0	0	0
Travis Richards	2	0	0	0	E	0	0	0	0	0

GOALTENDER	GP	W	L	OTL/T	SA	SV	SV%	GAA	SO	A
Andy Moog	31	10	12	7	846	774	.915	2.44	2	1
Darcy Wakaluk	15	4	8	0	341	301	.883	3.18	2	0
Mike Torchia	6	3	2	1	172	154	.895	3.30	0	0
Manny Fernandez	1	0	1	0	27	24	.889	3.05	0	0

SCHEDULE/ RESULTS

#	DATE	OPPONENT	RESULT	SCORE	RECORD
1	1/20	@ VAN	T*	1-1	0-0-1
2	1/24	@ LAK	W	4-2	1-0-1
3	1/25	@ ANA	W	4-1	2-0-1
4	1/28	@ SJS	L	2-3	2-1-1
5	1/30	TOR	L	1-2	2-2-1
6	2/1	ANA	W	9-2	3-2-1
7	2/2	SJS	L	1-2	3-3-1
8	2/4	@ STL	L	4-7	3-4-1
9	2/8	@ TOR	T*	3-3	3-4-2
10	2/11	CGY	L	0-6	3-5-2
11	2/13	WPG	L	4-7	3-6-2
12	2/15	LAK	L	1-3	3-7-2
13	2/18	@ CGY	L*	2-3	3-8-2
14	2/20	@ CGY	W	2-1	4-8-2
15	2/22	@ EDM	L	1-2	4-9-2
16	2/24	VAN	T*	3-3	4-9-3
17	2/26	CHI	L	1-2	4-10-3
18	2/28	@ WPG	W	4-0	5-10-3
19	3/1	@ EDM	W	5-3	6-10-3
20	3/3	ANA	W	4-0	7-10-3
21	3/5	STL	W	2-1	8-10-3
22	3/6	LAK	W	8-2	9-10-3
23	3/8	@ TOR	L	2-3	9-11-3
24	3/10	@ WPG	L	3-4	9-12-3

#	DATE	OPPONENT	RESULT	SCORE	RECORD
25	3/12	CGY	T*	4-4	9-12-4
26	3/13	CHI	W	4-2	10-12-4
27	3/16	@ DET	L	4-5	10-13-4
28	3/22	EDM	T*	4-4	10-13-5
29	3/23	EDM	W	2-1	11-13-5
30	3/27	STL	L	2-3	11-14-5
31	3/30	@ DET	L	2-3	11-15-5
32	4/1	DET	L	2-3	11-16-5
33	4/2	@ CHI	W	2-1	12-16-5
34	4/4	@ VAN	T*	2-2	12-16-6
35	4/6	@ LAK	L	2-3	12-17-6
36	4/7	@ ANA	W	2-0	13-17-6
37	4/9	@ STL	W	3-2	14-17-6
38	4/11	DET	L	1-4	14-18-6
39	4/14	@ TOR	L	1-2	14-19-6
40	4/16	CHI	W	2-0	15-19-6
41	4/17	VAN	T*	2-2	15-19-7
42	4/19	SJS	T*	5-5	15-19-8
43	4/22	TOR	W	6-4	16-19-8
44	4/23	WPG	W	5-2	17-19-8
45	4/25	STL	L	4-8	17-20-8
46	4/27	@ CHI	L	1-5	17-21-8
47	4/29	@ DET	L	2-4	17-22-8
48	5/1	@ SJS	L	1-3	17-23-8

48 Game Schedule Due to Work Stoppage



1993-94

GM/HEAD COACH: Bob Gainey

RECORD: 42-29-13 (97 Points) | **STANDINGS:** 3rd Central, 4th West

SEASON-BY-SEASON

PLAYER	GP	G	A	P	+/-	PIM	EV	PP	SHG	GWG
Mike Modano	76	50	43	93	-8	54	32	18	0	4
Russ Courtnall	84	23	57	80	+6	59	18	5	0	4
Dave Gagner	76	32	29	61	+13	83	22	10	0	6
Ulf Dahlen	65	19	38	57	-1	10	7	12	0	3
Neal Broten	79	17	35	52	+10	62	14	2	1	1
Grant Ledyard	84	9	37	46	+7	42	3	6	0	1
Paul Cavallini	74	11	33	44	+13	82	5	6	0	3
Dean Evason	80	11	33	44	-12	66	6	3	2	2
Trent Klatt	61	14	24	38	+13	30	11	3	0	2
Mike Craig	72	13	24	37	-14	139	10	3	0	2
Mike McPhee	79	20	15	35	+8	36	16	1	3	1
Brent Gichrist	76	17	14	31	E	31	13	3	1	5
Derian Hatcher	83	12	19	31	+19	211	9	2	1	2
Paul Broten	64	12	12	24	+18	30	12	0	0	3
Mark Tinordi	61	6	18	24	+6	143	5	1	0	0
Craig Ludwig	84	1	13	14	-1	123	0	1	0	0
Shane Churla	69	6	7	13	-8	333	3	3	0	0
Dave Barr	20	2	5	7	-6	21	2	0	0	0
Jim Johnson	53	0	7	7	-6	51	0	0	0	0
James Black	13	2	3	5	-4	2	0	2	0	0
Jim McKenzie	34	2	3	5	+4	63	2	0	0	1
Jarkko Varvio	8	2	3	5	+1	4	2	0	0	1
Chris Tancill	12	1	3	4	-7	8	1	0	0	0
Pelle Eklund	5	0	1	3	-1	2	2	0	0	0
Richard Matvichuk	25	0	3	3	+1	22	0	0	0	0
Tommy Sjodin	7	0	2	2	-1	4	0	0	0	0
Darcy Wakaluk	36	0	2	2	E	34	0	0	0	0
Alan May	8	1	0	1	-1	18	1	0	0	1
Doug Zmolek	7	1	0	1	+1	11	1	0	0	0
Neil Brady	5	0	1	1	-1	21	0	0	0	0
Gord Donnelly	18	0	1	1	-4	66	0	0	0	0
Mike Lalor	12	0	1	1	-5	6	0	0	0	0
Andy Moog	55	0	1	1	E	16	0	0	0	0
Brad Berry	8	0	0	0	-2	12	0	0	0	0
Rob Brown	1	0	0	0	-1	0	0	0	0	0
Duane Joyce	3	0	0	0	E	0	0	0	0	0
Mike Needham	5	0	0	0	-2	0	0	0	0	0
Derrick Smith	1	0	0	0	-1	0	0	0	0	0
GOALTENDER	GP	W	L	OTL/T	SA	SV	SV%	GAA	SO	A
Andy Moog	55	24	20	7	1,604	1,434	.894	3.27	2	1
Darcy Wakaluk	36	18	9	6	978	890	.910	2.64	3	2

SCHEDULE/ RESULTS

#	DATE	OPPONENT	RESULT	SCORE	RECORD	#	DATE	OPPONENT	RESULT	SCORE	RECORD
1	10/5	DET	W	6-4	1-0-0	43	1/6	PHI	W	8-0	21-15-7
2	10/7	@ TOR	L	3-6	1-1-0	44	1/9	STL	W	2-1	22-15-7
3	10/9	WPG	T*	3-3	1-1-1	45	1/11	EDM	W	5-2	23-15-7
4	10/12	CHI	T*	3-3	1-1-2	46	1/13	@ TOR	L*	3-4	23-16-7
5	10/16	STL	W	4-0	2-1-2	47	1/14	@ DET	L	3-9	23-17-7
6	10/18	@ CHI	W	5-3	3-1-2	48	1/16	BUF	L	2-4	23-18-7
7	10/20	@ MTL	L	2-5	3-2-2	49	1/18	LAK	W	5-3	24-18-7
8	10/21	@ OTT	W*	6-5	4-2-2	50	1/24	NJD	L	2-6	24-19-7
9	10/23	QUE	L	2-3	4-3-2	51	1/26	@ CGY	W	3-2	25-19-7
10	10/25	@ DET	W	5-3	5-3-2	52	1/27	@ VAN	W*	3-2	26-19-7
11	10/27	HFD	W	5-1	6-3-2	53	1/29	@ EDM	W	5-3	27-19-7
12	10/30	OTT	L*	4-5	6-4-2	54	2/2	@ WPG	W	7-3	28-19-7
13	11/1	TOR	T*	3-3	6-4-3	55	2/6	SJS	L	1-7	28-20-7
14	11/3	@ ANA	L	4-5	6-5-3	56	2/9	WPG	W	4-2	29-20-7
15	11/5	@ SJS	L	2-4	6-6-3	57	2/12	@ PIT	W	9-3	30-20-7
16	11/7	WPG	T*	1-1	6-6-4	58	2/13	@ BUF	W	5-3	31-20-7
17	11/9	@ ANA+	L	2-4	6-7-4	59	2/16	BOS	L	0-3	31-21-7
18	11/11	SJS	W	4-0	7-7-4	60	2/18	CGY	W	4-2	32-21-7
19	11/13	@ WPG	W	3-2	8-7-4	61	2/21	@ SJS	W	6-3	33-21-7
20	11/14	@ CHI	L	1-4	8-8-4	62	2/23	@ LAK	T*	0-0	33-21-8
21	11/17	TBL	W	4-3	9-8-4	63	2/26	NYR	W	3-1	34-21-8
22	11/20	CGY	W	4-3	10-8-4	64	3/2	@ WPG	L	2-4	34-22-8
23	11/21	LAK	W	7-4	11-8-4	65	3/4	VAN	T*	1-4	34-23-8
24	11/24	NYI	T*	2-2	11-8-5	66	3/6	MTL	T*	2-2	34-23-9
25	11/27	@ DET	L	4-10	11-9-5	67	3/8	@ PHI	W*	4-3	35-23-9
26	11/29	@ EDM	W*	6-5	12-9-5	68	3/9	@ TOR	L	2-4	35-24-9
27	11/30	@ CGY	T*	2-2	12-9-6	69	3/12	HFD	T*	2-2	35-24-10
28	12/4	@ STL	L	3-4	12-10-6	70	3/13	@ NJD	L	0-4	35-25-10
29	12/5	EDM	W	4-3	13-10-6	71	3/18	WSH	W	6-2	36-25-10
30	12/8	PIT	W	3-2	14-10-6	72	3/20	VAN	W*	2-1	37-25-10
31	12/9	OTT%	W	6-1	15-10-6	73	3/22	ANA	W	4-3	38-25-10
32	12/12	FLA	T*	4-4	15-10-7	74	3/25	@ STL	L	3-5	38-26-10
33	12/15	CHI	L	2-3	15-11-7	75	3/27	@ TBL	T*	2-2	38-26-11
34	12/17	ANA	L	2-3	15-12-7	76	3/28	@ FLA	W	5-4	39-26-11
35	12/19	@ VAN	W	3-1	16-12-7	77	3/31	@ BOS	T*	2-2	39-26-12
36	12/22	@ ANA	W*	3-2	17-12-7	78	4/1	@ NYR	L	0-3	39-27-12
37	12/23	@ LAK	W	2-1	18-12-7	79	4/3	@ WSH	W	6-3	40-27-12
38	12/27	DET	L	0-6	18-13-7	80	4/5	TOR	L	4-6	40-28-12
39	12/29	TOR	W	4-0	19-13-7	81	4/8	@ NYI	L	1-5	40-29-12
40	12/31	@ CHI	W	5-2	20-13-7	82	4/10	@ STL	T*	2-2	40-29-13
41	1/2	QUE	L	4-6	20-14-7	83	4/12	STL	W	9-5	41-29-13
42	1/4	CHI	L	1-2	20-15-7	84	4/14	DET	W	4-3	42-29-13

* Overtime + Neutral Site Game in Phoenix %Neutral Site Game in Minnesota

DALLAS STARS

164 | 1993-94

GM/HEAD COACH: Bob Gainey

RECORD: 36-38-10 (82 Points) | STANDINGS: 5th Norris

1992-93 

PLAYER	GP	G	A	P	+/-	PIM	EV	PP	SHG	GWG
Mike Modano	82	33	60	93	-7	83	24	9	0	7
Russ Courtnall	84	36	43	79	+1	49	20	14	2	3
Dave Gagner	84	33	43	76	-13	143	16	17	0	5
Ulf Dahlen	83	35	39	74	-20	6	22	13	0	6
Mark Tinordi	69	15	27	42	-1	157	8	7	0	2
Mike McPhee	84	18	22	40	-2	44	15	1	2	2
Mike Craig	70	15	23	38	-11	106	8	7	0	0
Tommy Sjodin	77	7	29	36	-25	30	2	5	0	1
Neal Broten	82	12	21	33	+7	22	9	0	3	3
Todd Elik	46	13	18	31	-5	48	9	4	0	1
Gaetan Duchesne	84	16	13	29	+6	30	14	0	2	3
Trent Klatt	47	4	19	23	+2	38	3	1	0	0
Jim Johnson	79	3	20	23	+9	105	2	1	0	0
Shane Churla	73	5	16	21	-8	286	4	1	0	1
Derian Hatcher	67	4	15	19	-27	178	4	0	0	1
Stew Gavin	63	10	8	18	-4	59	10	0	0	0
Bobby Smith	45	5	7	12	-9	10	2	3	0	0
Craig Ludwig	78	1	10	11	+1	153	1	0	0	0
Brian Propp	17	3	3	6	-10	0	2	1	0	1
Richard Matvichuk	53	2	3	5	-8	26	1	1	0	0
Dan Quinn	11	0	4	4	-4	6	0	0	0	0
James Black	10	2	1	3	E	4	2	0	0	0
Brad Berry	63	0	3	3	+2	109	0	0	0	0
Enrico Ciccone	31	0	1	1	+2	115	0	0	0	0
Brent Gilchrist	8	0	1	1	-2	2	0	0	0	0
Derrick Smith	9	0	1	1	-2	2	0	0	0	0
Doug Barrault	2	0	0	0	-1	2	0	0	0	0
Roy Mitchell	3	0	0	0	E	0	0	0	0	0
Mark Osiecki	5	0	0	0	E	5	0	0	0	0
Reid Simpson	1	0	0	0	E	5	0	0	0	0

GOALTENDER	GP	W	L	OTL/T	SA	SV	SV%	GAA	SO	A
Jon Casey	60	26	26	5	1,683	1,490	.885	3.33	3	3
Darcy Wakaluk	29	10	12	5	803	706	.879	3.65	1	3

SCHEDULE/ RESULTS

#	DATE	OPPONENT	RESULT	SCORE	RECORD
1	10/6	@ STL	L	4-6	0-1-0
2	10/8	STL	W	5-2	1-1-0
3	10/10	TBL	W	2-1	2-1-0
4	10/13	CGY*	L	3-4	2-2-0
5	10/15	@ STL	W	5-4	3-2-0
6	10/17	@ MTL	L	1-8	3-3-0
7	10/18	@ TOR	W	5-1	4-3-0
8	10/22	QUE	W	5-2	5-3-0
9	10/24	LAK	T*	5-5	5-3-1
10	10/28	@ EDM	L	2-5	5-4-1
11	10/30	@ VAN	W	3-2	6-4-1
12	10/31	@ CGY	L	3-5	6-5-1
13	11/5	NYI	W	3-0	7-5-1
14	11/7	EDM	T*	2-2	7-5-2
15	11/10	PIT	L	1-4	7-6-2
16	11/12	WPG	L	2-7	7-7-2
17	11/14	CHI	W	3-0	8-7-2
18	11/15	@ CHI	L	1-2	8-8-2
19	11/18	@ WSH	W	5-4	9-8-2
20	11/19	@ TBL	W	4-1	10-8-2
21	11/21	@ BUF	W	4-3	11-8-2
22	11/25	VAN	L	2-4	11-9-2
23	11/27	NYR	T*	4-4	11-9-3
24	11/28	SJS	W	10-3	12-9-3
25	11/30	@ NYR	W	4-2	13-9-3
26	12/1	@ OTT	W	3-1	14-9-3
27	12/3	@ DET	W	4-2	15-9-3
28	12/5	@ QUE	W	7-4	16-9-3
29	12/10	EDM	L	2-3	16-10-3
30	12/12	CHI	L	0-3	16-11-3
31	12/15	TOR	W	6-5	17-11-3
32	12/19	DET	T*	3-3	17-11-4
33	12/20	@ CHI	L	0-4	17-12-4
34	12/22	STL	T*	2-2	17-12-5
35	12/26	WPG	W	5-4	18-12-5
36	12/27	@ WPG	L	4-7	18-13-5
37	12/31	BOS	W	5-3	19-13-5
38	1/2	@ NYI	L	2-3	19-14-5
39	1/3	@ HFD	T*	6-6	19-14-6
40	1/6	@ NJD	L	1-5	19-15-6
41	1/7	@ PIT	W	6-3	20-15-6
42	1/9	TBL	W	6-4	21-15-6

#	DATE	OPPONENT	RESULT	SCORE	RECORD
43	1/12	CHI	L	1-3	21-16-6
44	1/14	@ CHI	L	1-3	21-17-6
45	1/16	CGY	W	4-3	22-17-6
46	1/19	@ TBL	W	4-2	23-17-6
47	1/21	OTT	W	7-2	24-17-6
48	1/23	VAN	T*	3-3	24-17-7
49	1/24	@ TBL	T*	2-2	24-17-8
50	1/26	@ TOR	W	2-1	25-17-8
51	1/28	NJD	W	4-2	26-17-8
52	1/30	TBL	L	3-4	26-18-8
53	2/1	@ VAN	W	5-4	27-18-8
54	2/3	@ SJS	W	7-3	28-18-8
55	2/9	WSH	L	2-3	28-19-8
56	2/11	@ TBL	W	1-0	29-19-8
57	2/13	@ TOR	L	1-6	29-20-8
58	2/14	TOR	L	5-6	29-21-8
59	2/17	LAK	L	5-10	29-22-8
60	2/20	PHI	W	5-2	30-22-8
61	2/21	DET	L	1-4	30-23-8
62	2/25	@ BOS	T*	3-3	30-23-9
63	2/27	@ STL	L	2-3	30-24-9
64	2/28	@ WPG	L	6-7	30-25-9
65	3/3	@ TOR	L	1-3	30-26-9
66	3/6	MTL	W	4-3	31-26-9
67	3/7	DET	L	1-7	31-27-9
68	3/9	SJS	W	4-2	32-27-9
69	3/11	@ VAN*	W	4-3	33-27-9
70	3/13	@ STL	L	2-6	33-28-9
71	3/14	STL	L	1-3	33-29-9
72	3/16	@ PHI	L	3-4	33-30-9
73	3/18	@ DET	L	1-5	33-31-9
74	3/21	DET	L	2-6	33-32-9
75	3/25	TOR	T*	3-3	33-32-10
76	3/27	HFD	L	1-2	33-33-10
77	3/31	@ EDM	L	2-5	33-34-10
78	4/1	@ CGY	L	3-5	33-35-10
79	4/3	@ LAK	W	3-0	34-35-10
80	4/6	BUF	W	3-1	35-35-10
81	4/10	STL	W	4-3	36-35-10
82	4/11	@ STL	L	1-5	36-36-10
83	4/13	CHI	L	2-3	36-37-10
84	4/15	@ DET	L	3-5	36-38-10

Overtime * Neutral Site Game in Saskatoon



1991-92

GM: Bob Clarke | HEAD COACH: Bob Gainey

RECORD: 32-42-6 (70 Points) | STANDINGS: 4th Norris

SEASON-BY-SEASON

PLAYER	GP	G	A	P	+/-	PIM	EV	PP	SHG	GWG
Mike Modano	76	33	44	77	-9	46	28	5	0	8
Brian Bellows	80	30	45	75	-20	41	17	12	1	4
Dave Gagner	78	31	40	71	-4	107	14	17	0	3
Ulf Dahlen	79	36	30	66	-5	10	19	16	1	5
Todd Elik	62	14	32	46	E	125	7	4	3	1
Bobby Smith	68	9	37	46	-24	109	6	3	0	1
Brian Propp	51	12	23	35	-3	49	8	4	0	0
Neal Broten	76	8	26	34	-15	16	3	4	1	1
Mike Craig	67	15	16	31	-12	155	11	4	0	4
Mark Tinordi	63	4	24	28	-13	179	0	4	0	0
Gaetan Duchesne	73	8	15	23	+6	102	6	0	2	1
Jim Johnson	71	4	10	14	+11	102	4	0	0	1
Brian Glynn	37	2	12	14	-16	24	2	0	0	0
Chris Dahlquist	74	1	13	14	-10	68	1	0	0	0
Basil McRae	59	5	8	13	-14	245	5	0	0	0
Derian Hatcher	43	8	4	12	+7	88	8	0	0	2
Craig Ludwig	73	2	9	11	E	54	2	0	0	0
Marc Bureau	46	6	4	10	-5	50	6	0	0	0
Stew Gavin	35	5	4	9	E	27	4	0	1	1
Rob Ramage	34	4	5	9	-4	69	2	2	0	0
David Shaw	37	0	7	7	-5	49	0	0	0	0
Derrick Smith	33	2	4	6	-8	33	2	0	0	0
Shane Churla	57	4	1	5	-12	278	4	0	0	0
Steve Maltais	12	2	1	3	-1	2	2	0	0	0
Kip Miller	3	1	2	3	-1	2	0	1	0	0
Allen Pedersen	29	0	1	1	-1	10	0	0	0	0
Brad Berry	7	0	0	0	-1	6	0	0	0	0
Enrico Ciccone	11	0	0	0	-2	48	0	0	0	0
Mark Janssens	3	0	0	0	-1	0	0	0	0	0
Trent Klatt	1	0	0	0	E	0	0	0	0	0
Steve Martinson	1	0	0	0	E	9	0	0	0	0
Scott Sandelin	1	0	0	0	-1	0	0	0	0	0
GOALTENDER	GP	W	L	OTL/T	SA	SV	SV%	GAA	SO	A
Jon Casey	52	19	23	5	1,401	1,236	.882	3.40	2	2
Darcy Wakaluk	36	13	19	1	874	770	.881	3.28	1	0

SCHEDULE / RESULTS

#	DATE	OPPONENT	RESULT	SCORE	RECORD	#	DATE	OPPONENT	RESULT	SCORE	RECORD
1	10/5	CHI	W	4-2	1-0-0	41	1/11	SJS	W	7-4	19-19-3
2	10/10	QUE	W	3-2	2-0-0	42	1/13	EDM	L	4-7	19-20-3
3	10/12	DET	W	3-2	3-0-0	43	1/15	MTL	W	5-2	20-20-3
4	10/15	@ CGY	L	3-6	3-1-0	44	1/22	LAK	T*	3-3	20-20-4
5	10/17	@ SJS	W	8-2	4-1-0	45	1/25	CHI	L	0-2	20-21-4
6	10/19	@ LAK	L	2-5	4-2-0	46	1/27	@ BOS	L	2-3	20-22-4
7	10/22	CGY	L	2-4	4-3-0	47	1/28	@ HFD	W	4-3	21-22-4
8	10/24	PHI	L	2-5	4-4-0	48	1/30	@ PHI	L	3-5	21-23-4
9	10/26	BOS	W	4-0	5-4-0	49	2/1	NYR	L	1-2	21-24-4
10	10/29	@ NYR	L	2-3	5-5-0	50	2/3	TOR	W	4-2	22-24-4
11	10/31	@ PIT	L	1-8	5-6-0	51	2/5	@ TOR	L*	2-3	22-25-4
12	11/2	CHI	W	4-3	6-6-0	52	2/7	@ BUF	W	2-0	23-25-4
13	11/3	@ CHI	T*	4-4	6-6-1	53	2/9	@ HFD	T*	4-4	23-25-5
14	11/5	@ DET	W	3-2	7-6-1	54	2/11	EDM	L	4-5	23-26-5
15	11/6	@ TOR	L	3-4	7-7-1	55	2/13	WPG	W	6-1	24-26-5
16	11/9	PIT	L	2-3	7-8-1	56	2/15	PIT	W	5-2	25-26-5
17	11/12	TOR	W	7-0	8-8-1	57	2/17	@ MTL	L	0-8	25-27-5
18	11/16	@ STL	L	3-5	8-9-1	58	2/18	@ QUE	L	0-4	25-28-5
19	11/19	NYI	L	4-7	8-10-1	59	2/21	@ NYR	L	4-5	25-29-5
20	11/22	@ DET	L	3-4	8-11-1	60	2/22	@ NYI	L	1-2	25-30-5
21	11/23	DET	T*	2-2	8-11-2	61	2/24	@ NJD	W	3-1	26-30-5
22	11/29	TOR	L	2-3	8-12-2	62	2/26	MTL	L	1-4	26-31-5
23	11/30	@ TOR	W	4-3	9-12-2	63	2/29	HFD	L*	4-5	26-32-5
24	12/3	STL	T*	3-3	9-12-3	64	3/1	@ TOR	L	2-6	26-33-5
25	12/4	STL	W	5-2	10-12-3	65	3/3	@ WSH	W	3-1	27-33-5
26	12/7	WSH	L	2-4	10-13-3	66	3/5	@ DET	W	4-2	28-33-5
27	12/8	@ CHI	L	2-7	10-14-3	67	3/8	WPG	W	4-2	29-33-5
28	12/10	NJD	W	4-3	11-14-3	68	3/10	@ STL	L	2-5	29-34-5
29	12/12	@ VAN	L	5-7	11-15-3	69	3/11	TOR	L	0-3	29-35-5
30	12/14	@ SJS	W	3-2	12-15-3	70	3/14	DET	W	4-1	30-35-5
31	12/17	@ LAK	W	2-1	13-15-3	71	3/17	BUF	W	3-1	31-35-5
32	12/21	PHI	L	0-3	13-16-3	72	3/19	@ CHI	L	1-4	31-36-5
33	12/26	@ WPG	W	3-2	14-16-3	73	3/21	@ QUE	L	2-4	31-37-5
34	12/28	STL	W	5-2	15-16-3	74	3/24	VAN	L	2-4	31-38-5
35	12/31	CHI	W	6-2	16-16-3	75	3/27	@ EDM	L	3-5	31-39-5
36	1/2	@ STL	L	1-6	16-17-3	76	3/28	@ CGY	L	3-4	31-40-5
37	1/4	VAN	W	4-3	17-17-3	77	3/31	BUF	W	5-3	32-40-5
38	1/5	@ CHI	L	2-5	17-18-3	78	4/12	STL	T*	1-1	32-40-6
39	1/7	@ WSH	W	5-3	18-18-3	79	4/14	DET	L	4-7	32-41-6
40	1/9	@ DET	L	4-9	18-19-3	80	4/16	@ STL	L	3-5	32-42-6

* Overtime

GM: Bob Clarke | HEAD COACH: Bob Gainey

RECORD: 27-39-14 (68 Points) | STANDINGS: 4th Norris



PLAYER	GP	G	A	P	+/-	PIM	EV	PP	SHG	GWG
Dave Gagner	73	40	42	82	+9	114	20	20	0	5
Brian Bellows	80	35	40	75	-13	43	19	17	0	4
Brian Propp	79	26	47	73	+7	58	17	9	0	1
Neal Broten	79	13	56	69	-3	26	10	1	2	0
Mike Modano	79	28	36	64	+2	65	19	9	0	2
Bobby Smith	73	15	31	46	-9	60	8	7	0	2
Ulf Dahlen	66	21	18	39	+7	6	17	4	0	3
Mark Tinordi	69	5	27	32	+1	189	4	1	0	2
Doug Smail	57	7	13	20	-2	38	5	0	2	0
Brian Glynn	66	8	11	19	-5	83	5	3	0	0
Gaetan Duchesne	68	9	9	18	+4	18	9	0	0	1
Perry Berezan	52	11	6	17	-2	30	7	1	3	1
Ilkka Sinisalo	46	5	12	17	-10	24	3	1	1	1
Larry Murphy	31	4	11	15	-8	38	3	1	0	2
Curt Giles	70	4	10	14	+3	48	4	0	0	0
Mike Craig	39	8	4	12	-11	32	7	1	0	2
Neil Wilkinson	50	2	9	11	-5	117	2	0	0	0
Jim Johnson	44	1	9	10	+9	100	1	0	0	0
Stew Gavin	38	4	4	8	-3	36	3	0	1	0
Chris Dahlquist	42	2	6	8	-1	33	2	0	0	0
Marc Bureau	9	0	6	6	-3	4	0	0	0	0
Rob Zettler	47	1	4	5	-10	119	1	0	0	0
Shane Churla	40	2	2	4	+1	286	2	0	0	0
Shawn Chambers	29	1	3	4	+2	24	1	0	0	0
Basil McRae	40	1	3	4	-8	224	1	0	0	0
Larry DePalma	14	1	0	3	E	26	2	0	1	1
Frantisek Musil	8	0	2	2	E	23	0	0	0	0
Warren Babe	1	0	1	1	+1	0	0	0	0	0
Dan Keczer	9	0	1	1	E	6	0	0	0	0
Pat MacLeod	1	0	1	1	+1	0	0	0	0	0
Peter Taglianetti	16	0	1	1	E	14	0	0	0	0
Don Barber	7	0	0	0	-3	4	0	0	0	0
Kevin Evans	4	0	0	0	-3	19	0	0	0	0
Steve Gotaas	1	0	0	0	-1	2	0	0	0	0
Dean Kolstad	5	0	0	0	-2	15	0	0	0	0
Mike McHugh	6	0	0	0	-3	0	0	0	0	0
Mitch Messier	2	0	0	0	-2	0	0	0	0	0
GOALTENDER	GP	W	L	OTL/T	SA	SV	SV%	GAA	SO	A
Jon Casey	55	21	20	11	1,450	1,292	.891	2.98	3	2
Bryan Hayward	26	6	15	3	674	597	.886	3.14	2	0
Jarmo Myllys	2	0	2	0	57	49	.860	6.15	0	0
Kari Takko	2	0	2	0	74	62	.838	6.03	0	0

SCHEDULE/ RESULTS

#	DATE	OPPONENT	RESULT	SCORE	RECORD
1	10/4	STL	L	2-3	0-1-0
2	10/6	NYI	W	4-2	1-1-0
3	10/8	@ NYR	L	3-6	1-2-0
4	10/9	@ NJD	L	2-5	1-3-0
5	10/11	BOS	T*	3-3	1-3-1
6	10/13	CHI	L	1-4	1-4-1
7	10/17	@ LAK	L	2-5	1-5-1
8	10/20	@ STL	T*	2-2	1-5-2
9	10/21	@ CHI	L	1-7	1-6-1
10	10/24	HFD	W	3-0	2-6-2
11	10/26	@ DET	L	6-8	2-7-2
12	10/27	DET	T*	2-2	2-7-3
13	10/30	@ TOR	L	4-5	2-8-3
14	11/1	@ PHI	L	3-6	2-9-3
15	11/3	@ QUE	W	2-0	3-9-3
16	11/4	@ MTL	T*	2-2	3-9-4
17	11/8	QUE	W	3-2	4-9-4
18	11/10	HFD	L*	2-3	4-10-4
19	11/13	PIT	L	1-4	4-11-4
20	11/15	NYR	L	2-4	4-12-4
21	11/17	STL	L	2-3	4-13-4
22	11/19	@ NYR	T*	2-2	4-13-5
23	11/21	@ DET	L	3-4	4-14-5
24	11/23	VAN	W	6-4	5-14-5
25	11/24	NJD	L	3-5	5-15-5
26	11/27	@ VAN	T*	1-1	5-15-6
27	11/30	@ WPG	W	4-2	6-15-6
28	12/1	PIT	W	6-3	7-15-6
29	12/5	@ TOR	W	3-2	8-15-6
30	12/6	TOR	L	1-2	8-16-6
31	12/8	PHI	W	7-0	9-16-6
32	12/11	CGY	L	4-5	9-17-6
33	12/13	@ STL	L	2-4	9-18-6
34	12/15	CHI	W	5-1	10-18-6
35	12/16	@ CHI	L	2-5	10-19-6
36	12/20	@ PIT	L	3-4	10-20-6
37	12/22	@ BOS	L	2-6	10-21-6
38	12/23	@ HFD	W	5-2	11-21-6
39	12/26	WPG	L	4-6	11-22-6
40	12/29	BOS	T*	4-4	11-22-7

#	DATE	OPPONENT	RESULT	SCORE	RECORD
41	12/31	LAK	L	2-4	11-23-7
42	1/2	@ DET	L	2-6	11-24-7
43	1/3	TOR	T*	3-3	11-24-8
44	1/5	VAN	L	5-6	11-25-8
45	1/8	@ NYI	W	3-0	12-25-8
46	1/12	BUF	L	3-5	12-26-8
47	1/13	@ CHI	L	3-5	12-27-8
48	1/15	MTL	L	1-5	12-28-8
49	1/17	WSH	W	5-2	13-28-8
50	1/21	@ WPG	L	0-2	13-29-8
51	1/22	STL	W	7-3	14-29-8
52	1/25	@ WSH	T*	2-2	14-29-9
53	1/26	@ NJD	W	3-1	15-29-9
54	1/28	@ TOR	L	0-4	15-30-9
55	1/30	DET	W	5-2	16-30-9
56	2/2	@ QUE	W	6-4	17-30-9
57	2/4	@ MTL	L	3-5	17-31-9
58	2/7	TOR	W	4-2	18-31-9
59	2/9	DET	W	6-5	19-31-9
60	2/12	@ NYI	L	4-5	19-32-9
61	2/13	@ BUF	T*	6-6	19-32-10
62	2/16	@ DET	W	3-0	20-32-10
63	2/20	EDM	W	5-1	21-32-10
64	2/23	CHI	T*	3-3	21-32-11
65	2/26	PHI	T*	2-2	21-32-12
66	3/1	@ EDM	T*	1-1	21-32-13
67	3/2	@ CGY	L	1-5	21-33-13
68	3/6	EDM	W	5-1	22-33-13
69	3/9	DET	W	6-2	23-33-13
70	3/10	CGY	W	7-3	24-33-13
71	3/12	BUF	W	5-2	25-33-13
72	3/14	@ STL	T*	2-2	25-33-14
73	3/16	@ TOR	L*	3-4	25-34-14
74	3/17	TOR	W	4-3	26-34-14
75	3/22	@ WSH	L	1-3	26-35-14
76	3/24	@ CHI	L	4-5	26-36-14
77	3/25	STL	L	4-5	26-37-14
78	3/28	@ LAK	L	5-6	26-38-14
79	3/30	CHI	W	2-1	27-38-14
80	3/31	@ STL	L	1-2	27-39-14

Overtime



1989-90

GM: Jack Ferreira | HEAD COACH: Pierre Page

RECORD: 36-40-4 (76 Points) | STANDINGS: 4th Norris

PLAYER	GP	G	A	P	+/-	PIM	EV	PP	SHG	GWG
Brian Bellows	80	55	44	99	-3	72	33	21	1	9
Neal Broten	80	23	62	85	-16	45	13	9	1	4
Dave Gagner	79	40	38	78	-1	54	30	10	0	3
Mike Modano	80	29	46	75	-7	63	17	12	0	2
Mike Gartner	67	34	36	70	-8	32	15	15	4	2
Larry Murphy	77	10	58	68	-13	44	6	4	0	1
Don Barber	44	15	19	34	+4	32	11	4	0	2
Basil McRae	66	9	17	26	-5	351	7	2	0	2
Shawn Chambers	78	8	18	26	-2	81	7	0	1	2
Stew Gavin	80	12	13	25	+9	76	9	0	3	1
Gaetan Duchesne	72	12	8	20	+5	33	11	0	1	1
Aaron Broten	35	9	9	18	-8	22	9	0	0	2
Perry Berezan	64	3	12	15	-4	31	3	0	0	0
Ville Siren	53	1	13	14	+1	60	1	0	0	0
Curt Giles	74	1	12	13	+3	48	1	0	0	0
Mark Tinordi	66	3	7	10	E	240	2	1	0	0
Frantisek Musil	56	2	8	10	E	109	2	0	0	1
Helmut Balderis	26	3	6	9	E	2	1	2	0	0
Bob Brooke	38	4	4	8	-5	33	1	0	3	0
Rob Zettler	31	0	8	8	-7	45	0	0	0	0
Clark Donatelli	25	3	3	6	-11	17	3	0	0	1
Ulf Dahlen	13	2	4	6	+1	6	0	0	0	0
Dave Archibald	12	1	5	6	+1	6	0	1	0	1
Shane Churla	53	1	3	5	-4	292	2	0	0	1
Neil Wilkinson	36	0	5	5	-1	100	0	0	0	0
David Mackey	16	2	0	2	-3	28	2	0	0	1
Curt Fraser	8	1	0	1	-5	22	1	0	0	0
Link Gaetz	5	0	0	0	-5	33	0	0	0	0
Peter Lappin	6	0	0	0	-5	2	0	0	0	0
Ken Leiter	4	0	0	0	-2	0	0	0	0	0
Mike McHugh	3	0	0	0	-1	0	0	0	0	0
Mitch Messier	2	0	0	0	-2	0	0	0	0	0
Jay More	5	0	0	0	1	16	0	0	0	0
Scott Robinson	1	0	0	0	E	2	0	0	0	0
Mario Thyer	5	0	0	0	-3	0	0	0	0	0
GOALTENDER	GP	W	L	OTL/T	SA	SV	SV%	GAA	SO	A
Jon Casey	61	31	22	4	1,757	1,574	.896	3.22	3	3
Kari Takko	21	4	12	0	482	414	.859	4.03	0	1
Daniel Berthiaume	5	1	3	0	104	90	.865	3.50	0	0
Jarmo Myllys	4	0	3	0	83	67	.807	6.15	0	0

SCHEDULE / RESULTS

#	DATE	OPPONENT	RESULT	SCORE	RECORD	#	DATE	OPPONENT	RESULT	SCORE	RECORD
1	10/5	NYI	W	6-5	1-0-0	41	12/31	STL	W*	2-1	18-20-3
2	10/7	@ HFD	W	6-5	2-0-0	42	1/4	NYR	W	8-2	19-20-3
3	10/8	@ BUF	T*	2-2	2-0-1	43	1/6	DET	W	4-3	20-20-3
4	10/12	STL	W	3-0	3-0-1	44	1/9	@ DET	L	0-9	20-21-3
5	10/14	QUE	W	3-2	4-0-1	45	1/11	NYI	L	4-8	20-22-3
6	10/17	@ NYI	W	6-3	5-0-1	46	1/13	DET	W	6-4	21-22-3
7	10/18	@ DET	L	3-4	5-1-1	47	1/15	@ MTL	L	3-4	21-23-3
8	10/21	@ QUE	L	2-7	5-2-1	48	1/17	@ CHI	L	1-3	21-24-3
9	10/25	BUF	W	4-2	6-2-1	49	1/18	QUE	W	7-4	22-24-3
10	10/26	@ STL	L	1-4	6-3-1	50	1/24	@ TOR	L	3-7	22-25-3
11	10/28	PHI	W	6-5	7-3-1	51	1/26	@ VAN	W	6-3	23-25-3
12	10/31	TOR	L	4-6	7-4-1	52	1/27	@ CGY	L	1-3	23-26-3
13	11/2	@ CHI	L*	3-4	7-5-1	53	1/29	WPG	W	4-2	24-26-3
14	11/4	CHI	W	3-0	8-5-1	54	1/31	WSH	L*	3-4	24-27-3
15	11/6	@ TOR	L	1-2	8-6-1	55	2/3	@ PHI	L*	6-7	24-28-3
16	11/9	DET	W	5-1	9-6-1	56	2/4	@ NYR	L	3-4	24-29-3
17	11/11	CGY	W*	3-2	10-6-1	57	2/7	HFD	L	3-5	24-30-3
18	11/12	TOR	W	6-3	11-6-1	58	2/10	CHI	W	6-4	25-30-3
19	11/15	@ NJD	W*	2-1	12-6-1	59	2/11	@ WSH	L	3-5	25-31-3
20	11/16	@ PHI	L	3-6	12-7-1	60	2/13	STL	L*	1-2	25-32-3
21	11/18	STL	W	3-0	13-7-1	61	2/15	LAK	W	6-3	26-32-3
22	11/21	@ STL	L	4-7	13-8-1	62	2/18	@ EDM	L	2-3	26-33-3
23	11/22	TOR	W	6-3	14-8-1	63	2/21	@ LAK	L	2-4	26-34-3
24	11/24	NJD	W	7-6	15-8-1	64	2/24	BOS	L	2-3	26-35-3
25	11/26	CHI	W	5-3	16-8-1	65	2/27	WPG	W	8-3	27-35-3
26	11/30	@ CGY	L	2-5	16-9-1	66	3/3	MTL	W	3-2	28-35-3
27	12/2	@ EDM	L	1-6	16-10-1	67	3/4	@ PIT	L	6-8	28-36-3
28	12/3	@ VAN	L	5-6	16-11-1	68	3/7	CHI	W	5-4	29-36-3
29	12/6	MTL	L	1-4	16-12-1	69	3/10	NYR	T*	2-2	29-36-4
30	12/8	@ DET	L	1-2	16-13-1	70	3/12	@ TOR	W	4-1	30-36-4
31	12/9	DET	L	1-3	16-14-1	71	3/13	NJD	L	1-3	30-37-4
32	12/12	VAN	L	2-4	16-15-1	72	3/17	@ PIT	W	6-2	31-37-4
33	12/14	PIT	T*	4-4	16-15-2	73	3/18	WSH	L	3-4	31-38-4
34	12/16	@ TOR	W	4-3	17-15-2	74	3/20	LAK	W	5-2	32-38-4
35	12/19	EDM	L	0-5	17-16-2	75	3/22	@ DET	W	5-1	33-38-4
36	12/21	@ BOS	L	2-4	17-17-2	76	3/24	@ BOS	W	7-6	34-38-4
37	12/23	HFD	L	3-4	17-18-2	77	3/26	TOR	W	5-4	35-38-4
38	12/26	@ WPG	L	3-5	17-19-2	78	3/29	@ BUF	L	2-4	35-39-4
39	12/28	@ CHI	T*	1-1	17-19-3	79	3/31	@ STL	W	6-3	36-39-4
40	12/30	@ STL	L	2-3	17-20-3	80	4/1	@ CHI	L	1-4	36-40-4

* Overtime

GM: Jack Ferreira | HEAD COACH: Pierre Page

RECORD: 27-37-16 (70 Points) | STANDINGS: 3rd Norris

1988-89 

PLAYER	GP	G	A	P	+/-	PIM	EV	PP	SHG	GWG
Dave Gagner	75	35	43	78	+13	104	21	13	3	3
Dino Ciccarelli	85	32	27	59	-16	64	28	13	0	3
Neal Broten	68	18	38	56	+1	57	9	4	5	1
Marc Habscheid	76	23	31	54	+2	40	13	7	3	3
Brian Bellows	60	23	27	50	-14	55	16	7	0	4
Brian MacLellan	60	16	23	39	-5	104	9	7	0	0
Dave Archibald	72	14	19	33	-11	14	7	7	0	2
Basil McRae	78	12	19	31	-8	365	8	4	0	0
Stew Gavin	73	8	18	26	+3	34	7	0	1	0
Shawn Chambers	72	5	19	24	-4	80	2	1	2	0
Frantisek Musil	55	1	19	20	+4	54	1	0	0	1
Craig Hartsburg	30	4	14	18	-8	47	3	1	0	0
Bob Rouse	66	4	13	17	-5	124	4	0	0	1
Bob Brooke	87	7	9	16	-12	57	6	0	1	2
Curt Giles	76	5	10	15	+2	77	4	0	1	0
Mike Gartner	13	7	7	14	+3	2	4	3	0	0
Dusan Pasek	48	4	10	14	+8	30	3	3	0	0
Don Barber	23	8	5	23	+3	3	2	3	0	0
Larry DePalma	43	5	7	12	-14	102	4	1	0	1
Ville Siren	38	2	10	12	-5	58	2	0	1	0
Curt Fraser	35	5	5	10	-15	76	1	1	0	0
Larry Murphy	13	4	10	10	+1	12	1	1	0	0
Reed Larson	11	0	9	9	-3	18	0	0	0	1
Wally Schreiber	25	2	5	7	-5	10	1	1	0	1
Moe Mantha	16	1	6	7	+1	10	0	1	0	0
Mark Hardy	15	2	6	7	-2	26	2	0	0	1
Dean Kolstad	25	1	5	6	-5	42	0	1	0	0
Warren Babe	14	2	3	5	+3	19	2	0	0	0
Mark Tinordi	47	2	3	5	+9	107	2	0	0	0
Perry Berezan	16	1	3	4	+1	6	1	0	0	0
Steve Gotaas	12	1	3	4	-1	6	0	1	0	0
Ken Hodge	5	1	1	2	+1	0	1	0	0	0
Tom Martin	4	1	1	2	+1	4	1	0	0	0
Terry Ruskowski	3	1	2	2	+1	2	1	0	0	0
Link Gaetz	12	0	2	2	-3	53	0	0	0	0
Shane Churla	13	0	1	1	-4	54	1	0	0	0
Gord Dineen	2	0	1	1	-4	2	0	0	0	0
Dennis Maruk	3	0	1	1	-1	0	0	0	0	0
Mitch Messier	3	0	1	1	-1	0	0	0	0	0
Mike Berger	1	0	0	0	-1	2	0	0	0	0
Paul Jerrard	5	0	0	0	+1	4	0	0	0	0
Kevin Kaminski	3	0	0	0	0	0	0	0	0	0
Mike McHugh	3	0	0	0	-1	2	0	0	0	0
Richard Zemlak	3	0	0	0	+1	13	0	0	0	0
Rob Zetterer	2	0	0	0	-1	0	0	0	0	0

GOALTENDER	GP	W	L	OTL/T	SA	SV	SV%	GAA	SO	A
Jon Casey	55	18	17	12	1,509	1,358	.890	3.06	1	1
Kari Takko	32	8	15	4	922	829	.899	3.48	0	0
Jarmo Myllys	6	1	4	0	138	116	.841	5.55	0	1
Don Beaupre	1	0	1	0	26	23	.885	3.05	0	0

SCHEDULE/ RESULTS

#	DATE	OPPONENT	RESULT	SCORE	RECORD	#	DATE	OPPONENT	RESULT	SCORE	RECORD
1	10/6	STL	L	3-8	0-1-0	41	1/10	@ PHI	L	2-3	13-21-7
2	10/8	@ MTL	L	3-4	0-2-0	42	1/12	PIT	L	2-9	13-22-7
3	10/9	@ QUE	L	1-4	0-3-0	43	1/14	CGY	T*	1-1	13-22-7
4	10/13	PHI	L	6-7	0-4-0	44	1/15	@ WPG	W	4-1	14-22-8
5	10/15	BOS	W	5-1	1-4-0	45	1/18	@ BUF	T*	3-3	14-22-9
6	10/17	@ EDM	T*	3-3	1-4-1	46	1/19	@ TOR	T*	3-3	14-22-10
7	10/19	@ CGY	L	1-2	1-5-1	47	1/21	@ NYI	L	6-8	14-23-10
8	10/22	@ LAK	L	2-8	1-6-1	48	1/23	@ NJD	W	7-2	15-23-10
9	10/26	TOR	L	2-3	1-7-1	49	1/26	QUE	W	5-3	16-23-10
10	10/28	@ DET	L	1-4	1-8-1	50	1/28	NJD	T*	4-4	16-23-11
11	10/29	DET	W	3-2	2-8-1	51	1/30	WSH	T*	4-4	16-23-12
12	11/3	@ CHI	L	1-4	2-9-1	52	2/1	BOS	T*	4-4	16-23-13
13	11/5	CHI	T*	5-5	2-9-2	53	2/4	@ QUE	L	3-6	16-24-13
14	11/9	DET	L	3-6	2-10-2	54	2/5	@ NYR	W	5-3	17-24-13
15	11/10	@ STL	T*	5-5	2-10-3	55	2/9	VAN	W	3-2	18-24-13
16	11/12	HFD	L	1-3	2-11-3	56	2/11	DET	L	1-5	18-25-13
17	11/14	@ TOR	W	5-4	3-11-3	57	2/14	CHI	L	2-4	18-26-13
18	11/15	@ WSH	L	2-4	3-12-3	58	2/15	@ DET	L	2-4	18-27-13
19	11/17	VAN	W	7-6	4-12-3	59	2/18	HFD	L	3-4	18-28-13
20	11/19	NYR	L	1-4	4-13-3	60	2/21	@ PIT	W	2-1	19-28-13
21	11/23	EDM	T*	3-3	4-13-4	61	2/22	@ CHI	T*	5-5	19-28-14
22	11/25	TOR	W	5-3	5-13-4	62	2/25	TOR	L	2-4	19-29-14
23	11/26	@ TOR	W	6-3	6-13-4	63	2/28	@ WSH	W	4-3	20-29-14
24	11/29	CHI	W	5-2	7-13-4	64	3/1	@ CHI	L	1-5	20-30-14
25	12/1	@ BOS	W	4-1	8-13-4	65	3/4	NYI	W	4-3	21-30-14
26	12/3	@ HFD	W	4-2	9-13-4	66	3/5	@ NJD	L	0-2	21-31-14
27	12/6	@ STL	L	0-3	9-14-4	67	3/7	DET	W	5-3	22-31-14
28	12/7	MTL	T*	2-2	9-14-5	68	3/11	@ STL	T*	2-2	22-31-15
29	12/10	STL	L	1-3	9-15-5	69	3/12	STL	W	5-3	23-31-15
30	12/13	@ DET	L	4-5	9-16-5	70	3/14	TOR	L	3-5	23-32-15
31	12/15	BUF	T*	2-2	9-16-6	71	3/16	CHI	W	6-1	24-32-15
32	12/17	LAK	W	3-2	10-16-6	72	3/18	BUF	W	3-0	25-32-15
33	12/19	@ VAN	L	1-5	10-17-6	73	3/20	PIT	W	7-2	26-32-15
34	12/21	@ LAK	L	6-8	10-18-6	74	3/22	@ NYR	L	1-3	26-33-15
35	12/26	WPG	W	5-1	11-18-6	75	3/23	@ NYI	L	1-3	26-34-15
36	12/28	@ CHI	L	3-4	11-19-6	76	3/25	@ MTL	T*	1-1	26-34-16
37	12/30	@ STL	T*	5-5	11-19-7	77	3/27	CGY	L	2-3	26-35-16
38	12/31	STL	W	6-2	12-19-7	78	3/29	@ TOR	L	1-3	26-36-16
39	1/2	EDM	L*	2-3	12-20-7	79	3/31	@ DET	W	5-1	27-36-16
40	1/5	PHI	W	5-3	13-20-7	80	4/2	@ WPG	L	2-3	27-37-16

Overtime



GM: Lou Nanne - Jack Ferreira | HEAD COACH: Herb Brooks

RECORD: 19-48-13 (51 Points) | STANDINGS: 5th Norris

SEASON-BY-SEASON

PLAYER	GP	G	A	P	+/-	PIM	EV	PP	SHG	GWG
Dino Ciccarelli	67	41	45	86	-29	79	27	13	1	2
Brian Bellows	77	40	41	81	-8	81	18	21	1	4
Brian MacLellan	75	16	32	48	-44	74	10	7	0	4
Brian Lawton	74	17	24	41	-10	71	9	7	0	1
Neal Broten	54	9	30	39	-23	32	4	4	0	0
Dave Archibald	78	13	20	33	-17	26	10	3	1	2
Bob Brooke	77	5	20	25	-6	108	3	1	0	1
Scott Bugstad	33	10	12	22	+2	15	7	3	0	3
Joe Mantha	30	9	13	22	-4	4	7	3	0	0
Keith Acton	46	8	11	19	-9	74	7	0	1	0
Dave Gagner	51	8	11	19	-14	55	6	0	2	0
Craig Hartsburg	27	3	16	19	-2	23	1	2	1	1
Frantisek Musil	80	9	8	17	-2	213	7	1	1	0
Terry Ruskowski	47	5	12	17	-15	76	3	2	0	0
Basil McRae	80	5	11	16	-28	382	1	3	0	0
Marc Habscheid	16	1	11	15	-4	6	1	0	0	0
Ron Wilson	24	2	12	14	-4	16	1	1	0	0
Curt Giles	59	7	12	13	-28	66	3	0	0	0
Dirk Graham	28	7	12	12	-11	39	3	0	0	0
Bob Rouse	74	0	12	12	-30	168	0	0	0	0
Dennis Maruk	22	7	4	11	+1	15	5	2	0	0
Wally Schreiber	16	6	5	11	-4	15	3	0	2	1
Gordie Roberts	48	1	10	11	-17	103	1	0	0	0
Emanuel Viveiros	24	1	9	10	-1	6	1	0	0	0
Shawn Chambers	19	1	7	8	-6	21	0	1	0	0
Richard Zemlak	34	1	4	5	-15	507	1	0	0	0
Wilke Berger	29	1	4	5	-14	95	0	0	0	0
Steve Payne	9	1	3	4	-1	12	1	0	0	0
Rick Boh	8	2	1	3	+1	4	2	0	0	0
Pat Micheletti	17	1	0	2	-2	15	1	0	0	0
Larry DePalma	13	1	1	2	-5	21	1	0	0	0
Gord Dineen	10	1	1	2	-7	20	1	0	0	0
Curt Fraser	12	0	2	2	-6	0	1	0	0	0
Pat Price	12	1	0	1	-6	0	1	0	0	0
Stephane Roy	6	0	0	1	-3	29	0	0	0	0
Allan Tuer	6	1	0	1	-3	2	0	0	0	0
Warren Babe	6	1	1	1	-3	2	0	0	0	0
John Barrett	13	0	1	1	-5	11	0	0	0	0
Mitch Messier	1	0	0	0	E	0	0	0	0	0
Jay Caulfield	1	0	0	0	E	0	0	0	0	0
Ken Dugan	1	0	0	0	E	0	0	0	0	0
Tom Hirsch	1	0	0	0	E	0	0	0	0	0
Paul Houck	1	0	0	0	E	0	0	0	0	0
Chris Pryor	5	0	0	0	-1	0	0	0	0	0
George Servinis	5	0	0	0	-2	0	0	0	0	0
Bill Terry	5	0	0	0	0	0	0	0	0	0
Kirk Tomlinson	1	0	0	0	E	0	0	0	0	0
GOALTENDER	GP	W	L	OTL/T	SA	SV	SV%	GAA	SO	A
Don Beaupre	43	10	22	3	1,257	1,096	.872	4.22	0	0
Kari Takko	37	8	19	4	1,070	927	.866	4.47	1	0
Jon Casey	14	1	7	4	348	307	.882	3.71	0	0

SCHEDULE/ RESULTS

#	DATE	OPPONENT	RESULT	SCORE	RECORD	#	DATE	OPPONENT	RESULT	SCORE	RECORD
1	10/8	@ BUF	T*	2-2	0-0-1	41	1/5	@ NYI	T*	3-3	13-22-6
2	10/10	PHI	L	4-5	0-1-1	42	1/6	@ TOR	T*	5-5	13-22-7
3	10/12	@ NYR	T	2-4	0-2-1	43	1/9	NJD	L	3-4	13-23-7
4	10/14	TOR	W	4-3	1-2-1	44	1/11	LAK	L	4-5	13-24-7
5	10/17	WPG	L	2-5	1-3-1	45	1/13	TOR	T*	3-3	13-24-8
6	10/19	@ MTL	L	1-5	1-4-1	46	1/15	@ DET	L	1-2	13-25-8
7	10/22	@ QUE	W	5-3	2-4-1	47	1/16	DET	W	4-2	14-25-8
8	10/24	@ TOR	W	7-4	3-4-1	48	1/19	HFD	L	3-6	14-26-8
9	10/27	@ STL	W	5-3	4-4-1	49	1/21	@ BOS	L	1-6	14-27-8
10	10/29	STL	L	2-3	4-5-1	50	1/23	@ HFD	L	0-5	14-28-8
11	10/31	WSH	T*	3-3	4-5-2	51	1/24	@ PHI	W	5-3	15-28-8
12	11/3	@ DET	T*	2-2	4-5-3	52	1/27	NYI	W	2-1	16-28-8
13	11/4	DET	W	7-4	5-5-3	53	1/28	@ STL	L	1-9	16-29-8
14	11/7	VAN	L	1-4	5-6-3	54	1/30	@ LAK	L	0-5	16-30-8
15	11/8	@ CHI	L	5-8	5-7-3	55	2/3	STL	L	0-2	16-31-8
16	11/11	CGY	L	3-4	5-8-3	56	2/4	@ PIT	L	0-1	16-32-8
17	11/13	@ BUF	W	5-4	6-8-3	57	2/6	WPG	T*	8-8	16-32-9
18	11/14	@ WSH	L	1-4	6-9-3	58	2/13	QUE	L	3-7	16-33-9
19	11/18	@ CHI	L	2-5	6-10-3	59	2/17	LAK	L	4-5	16-34-9
20	11/19	NYR	W	4-3	7-10-3	60	2/20	WSH	L	0-3	16-35-9
21	11/21	BOS	L	5-7	7-11-3	61	2/22	TOR	W	4-2	17-35-9
22	11/25	STL	L*	3-4	7-12-3	62	2/24	@ TOR	L	2-4	17-36-9
23	11/27	MTL	W	4-2	8-12-3	63	2/27	@ BOS	L	4-7	17-37-9
24	11/28	@ STL	W	6-4	9-12-3	64	2/28	@ NJD	L	6-8	17-38-9
25	12/1	TOR	W*	3-2	10-12-3	65	3/1	@ PIT	L	3-8	17-39-9
26	12/5	@ CGY	T*	4-4	10-12-4	66	3/3	@ DET	L	3-6	17-40-9
27	12/6	@ EDM	L	4-10	10-13-4	67	3/5	CHI	L	2-4	17-41-9
28	12/8	@ VAN	W	3-2	11-13-4	68	3/9	BUF	L	2-6	17-42-9
29	12/10	STL	L	4-5	11-14-4	69	3/12	PIT	W	6-3	18-42-9
30	12/12	QUE	L	0-5	11-15-4	70	3/14	MTL	T*	2-2	18-42-10
31	12/16	CHI	L	2-4	11-16-4	71	3/16	DET	L	1-2	18-43-10
32	12/18	@ DET	L	3-8	11-17-4	72	3/17	@ STL	T*	2-2	18-43-11
33	12/19	NJD	L	1-3	11-18-4	73	3/20	EDM	T*	5-5	18-43-12
34	12/21	@ TOR	T*	0-0	11-18-5	74	3/21	NYI	L	1-5	18-44-12
35	12/23	@ PHI	L	3-5	11-19-5	75	3/23	@ CHI	W	5-4	19-44-12
36	12/26	@ WPG	L*	4-5	11-20-5	76	3/26	@ HFD	L	1-8	19-45-12
37	12/27	DET	W	5-4	12-20-5	77	3/28	CHI	T*	7-7	19-45-13
38	12/30	@ CHI	W	6-4	13-20-5	78	3/30	@ EDM	L	3-6	19-46-13
39	12/31	CHI	L	1-4	13-21-5	79	4/1	@ VAN	L	1-6	19-47-13
40	1/2	NYR	L	3-5	13-22-5	80	4/3	@ CGY	L	1-4	19-48-13

* Overtime

170 | 1987-88

DALLAS STARS

GM: Lou Nanne | HEAD COACH: Lorne Henning+Glen Sonmor

RECORD: 30-40-10 (70 Points) | STANDINGS: 5th Norris

1986-87 

PLAYER	GP	G	A	P	+/-	PIM	EV	PP	SHG	GWG
Dino Ciccarelli	80	32	51	103	+10	88	30	22	0	5
Brian MacLellan	76	32	31	63	-12	69	19	13	0	5
Craig Hartsburg	73	11	50	61	-2	93	7	4	0	1
Dirk Graham	76	25	29	54	-2	142	14	6	5	2
Brian Bellows	65	26	27	53	-13	34	17	8	1	2
Neal Broten	46	18	35	53	+12	33	12	5	1	4
Dennis Maruk	67	16	30	46	+5	52	12	4	0	0
Kent Nilsson	44	13	33	46	+2	12	5	8	0	1
Keith Acton	78	16	29	45	-15	56	14	1	1	3
Brian Lawton	66	21	23	44	+20	86	19	2	0	2
Ron Wilson	65	12	29	41	-9	36	6	6	0	2
Bob Brooke	65	10	18	28	-6	78	8	1	1	0
Larry DePalma	56	9	6	15	-7	219	7	2	0	0
Scott Bjugstad	39	4	9	13	-6	43	4	0	0	0
Gordie Roberts	67	3	10	13	-7	68	3	0	0	1
Bob Rouse	72	2	10	12	6	179	2	0	0	0
Willi Plett	67	6	5	11	+1	263	6	0	0	1
Frantisek Musil	72	2	9	11	E	148	2	0	0	0
Mark Pavelich	12	4	6	10	+7	10	4	0	0	0
Steve Payne	48	4	6	10	-12	19	4	0	0	0
Brad Maxwell	17	2	7	9	+3	31	2	0	0	1
Jari Gronstrand	47	1	6	7	+4	27	1	0	0	0
Paul Boutilier	10	2	4	6	+1	8	2	0	0	0
Tony McKegney	11	2	3	5	+2	16	2	0	0	0
Chris Pryor	50	1	3	4	-6	49	1	0	0	0
Curt Giles	11	0	3	3	+2	4	0	0	0	0
Marc Habscheid	15	2	0	2	-6	2	1	1	0	0
Paul Houck	12	0	2	2	-2	2	0	0	0	0
Raimo Helminen	6	0	1	1	-3	0	0	0	0	0
Emanuel Viveiros	1	0	1	1	E	0	0	0	0	0
Jim Archibald	1	0	0	0	-1	2	0	0	0	0
Jack Carlson	8	0	0	0	E	13	0	0	0	0
Colin Chisholm	1	0	0	0	E	0	0	0	0	0
Mats Hallin	6	0	0	0	-3	4	0	0	0	0
Mike Sands	3	0	0	0	E	0	0	0	0	0
Randy Smith	2	0	0	0	-2	0	0	0	0	0
Sean Toomey	1	0	0	0	-1	0	0	0	0	0
GOALTENDER	GP	W	L	OTL/T	SA	SV	SV%	GAA	SO	A
Don Beaupre	47	17	20	6	1,439	1,265	.879	3.98	1	0
Kari Takko	38	13	18	4	1,061	942	.888	3.44	0	0
Mike Sands	3	0	2	0	104	92	.885	4.42	0	0

SCHEDULE/ RESULTS

#	DATE	OPPONENT	RESULT	SCORE	RECORD	#	DATE	OPPONENT	RESULT	SCORE	RECORD
1	10/11	@ QUE	T*	4-4	0-0-1	41	1/8	BUF	W*	5-4	17-20-4
2	10/13	@ MTL	L	4-6	0-1-1	42	1/10	HFD	W	4-3	18-20-4
3	10/16	BOS	L	3-5	0-2-1	43	1/12	STL	T*	4-4	18-20-5
4	10/18	VAN	W	4-1	1-2-1	44	1/14	@ TOR	W	3-2	19-20-5
5	10/19	@ CHI	W	8-5	2-2-1	45	1/17	CHI	W	3-2	20-20-5
6	10/22	@ STL	W	8-3	3-2-1	46	1/18	@ WPG	L	3-5	20-21-5
7	10/24	@ WSH	L	2-8	3-3-1	47	1/20	BUF	W	5-0	21-21-5
8	10/26	@ PHI	L	1-4	3-4-1	48	1/23	@ LAK	W	6-3	22-21-5
9	10/28	CGY	W	7-4	4-4-1	49	1/29	@ CGY	T*	3-3	22-21-6
10	10/30	DET	L	1-3	4-5-1	50	1/30	@ EDM	T*	2-2	22-21-7
11	11/1	CHI	L	5-6	4-6-1	51	2/1	@ VAN	W	4-3	23-21-7
12	11/5	@ CHI	L	2-4	4-7-1	52	2/4	EDM	L*	5-6	23-22-7
13	11/6	TOR	W	4-1	5-7-1	53	2/6	@ DET	L	4-6	23-23-7
14	11/8	PIT	L	2-4	5-8-1	54	2/7	DET	L	3-5	23-24-7
15	11/11	WSH	T*	2-2	5-8-2	55	2/14	CGY	L	2-3	23-25-7
16	11/15	NYI	L	3-7	5-9-2	56	2/15	STL	W	3-2	24-25-7
17	11/18	STL	L	3-4	5-10-2	57	2/18	VAN	W	7-3	25-25-7
18	11/19	@ STL	L	5-7	5-11-2	58	2/19	@ STL	L	2-6	25-26-7
19	11/22	NJD	W	6-2	6-11-2	59	2/21	BOS	L	0-1	25-27-7
20	11/26	CHI	W	5-2	7-11-2	60	2/23	@ MTL	W	4-3	26-27-7
21	11/28	TOR	W	6-3	8-11-2	61	2/24	@ QUE	L	4-5	26-28-7
22	11/29	@ TOR	W	7-2	9-11-2	62	2/28	LAK	W	6-3	27-28-7
23	12/2	@ BUF	W	5-4	10-11-2	63	3/1	PHI	W	5-4	28-28-7
24	12/4	@ NJD	W	5-3	11-11-2	64	3/3	@ LAK	T*	4-4	28-28-7
25	12/6	@ PIT	L	2-5	11-12-2	65	3/5	@ DET	L	3-9	28-29-7
26	12/9	EDM	L	2-3	11-13-2	66	3/7	PIT	L	3-7	28-30-8
27	12/11	@ DET	T*	6-6	11-13-3	67	3/9	MTL	L	4-5	28-31-8
28	12/13	PHI	W	5-4	12-13-3	68	3/11	TOR	L	2-4	28-32-8
29	12/15	@ NYR	W	4-3	13-13-3	69	3/14	DET	L	3-4	28-33-8
30	12/16	@ NYI	L	2-4	13-14-3	70	3/15	@ CHI	W	4-2	29-33-8
31	12/18	@ TOR	W*	6-5	14-14-3	71	3/17	CHI	T*	3-3	29-33-9
32	12/20	QUE	L	1-4	14-15-3	72	3/19	@ BOS	L	2-6	29-34-9
33	12/23	TOR	L*	3-4	14-16-3	73	3/21	@ HFD	L	1-5	29-35-9
34	12/26	WPG	W	4-2	15-16-3	74	3/23	STL	L	5-8	29-36-9
35	12/28	@ WPG	L	4-5	15-17-3	75	3/25	@ TOR	W	6-2	30-36-9
36	12/31	HFD	W	5-2	16-17-3	76	3/27	@ NJD	L	2-5	30-37-9
37	1/2	@ DET	L	1-2	16-18-3	77	3/29	@ WSH	L	2-4	30-38-9
38	1/3	DET	L	2-3	16-19-3	78	3/30	NYR	L	5-6	30-39-9
39	1/5	@ NYR	T*	3-3	16-19-4	79	4/1	@ CHI	T*	4-4	30-39-10
40	1/6	@ NYI	L	3-5	16-20-4	80	4/4	@ STL	L	1-4	30-40-10

Overtime



1985-86

GM: Lou Nanne | HEAD COACH: Lorne Henning

RECORD: 38-33-9 (85 Points) | STANDINGS: 2nd Norris

SEASON-BY-SEASON

PLAYER	GP	G	A	P	+/-	PIM	EV	PP	SHG	GWG
Neal Broten	80	29	76	105	+14	47	25	6	0	0
Dino Ciccarelli	75	44	45	89	+12	51	25	19	0	5
Brian Bellows	77	31	48	79	+16	46	18	11	2	2
Scott Bjrgstad	80	43	33	76	+5	24	27	14	2	6
Kent Nilsson	61	16	44	60	+4	10	8	8	0	2
Keith Acton	79	26	32	58	-11	100	19	5	2	2
Dennis Maruk	70	21	37	58	+13	67	20	1	0	2
Craig Hartsburg	75	10	47	57	+7	127	6	4	0	2
Dirk Graham	80	22	33	55	-6	87	18	0	4	3
Tony McKegney	70	15	25	40	-5	48	11	3	1	0
Brian Lawton	65	18	17	35	+10	36	14	4	0	7
Curt Giles	69	6	21	27	+19	30	6	0	0	1
Tom McCarthy	25	12	12	24	-3	12	8	4	0	2
Gordie Roberts	76	2	21	23	+14	101	2	0	0	0
Willi Plett	59	10	7	17	-20	231	6	4	0	0
Bob Rouse	75	1	14	15	+15	151	1	0	0	1
Steve Payne	22	8	4	12	E	8	5	3	0	2
Dave Langevin	80	0	8	8	-17	58	0	0	0	0
Mats Hallin	38	3	2	5	-3	86	3	0	0	1
Marc Habscheid	6	2	3	5	-2	0	1	1	0	0
Tim Coulis	19	2	2	4	-5	73	2	0	0	0
Craig Levie	14	2	2	4	-5	8	2	0	0	0
Ron Wilson	11	1	3	4	-2	8	0	1	0	0
Dave Richter	14	0	3	3	-6	29	0	0	0	0
Bo Berglund	3	2	0	2	-1	2	1	1	0	0
Ed Hospodar	43	0	2	2	-18	91	0	0	0	0
Gord Sherven	13	0	2	2	+1	11	0	0	0	0
Bill Stewart	8	0	2	2	+2	13	0	0	0	0
Paul Houck	3	1	0	1	+1	0	1	0	0	0
Chris Pryor	7	0	1	1	E	0	0	0	0	0
Emanuel Viveiros	4	0	1	1	+2	0	0	0	0	0
Jim Archibald	11	0	0	0	-3	32	0	0	0	0
Larry DePalma	1	0	0	0	E	0	0	0	0	0
David Jensen	5	0	0	0	-2	7	0	0	0	0
Dan Mandich	3	0	0	0	E	25	0	0	0	0
Randy Smith	1	0	0	0	E	0	0	0	0	0
GOALTENDER	GP	W	L	OTL/T	SA	SV	SV%	GAA	SO	A
Don Beaupre	52	25	20	6	1,690	1,508	.892	3.55	1	0
Jon Casey	26	11	11	1	789	698	.885	3.89	0	0
Roland Melanson	6	2	1	2	175	151	.863	4.43	0	0
Kari Takko	1	0	1	0	34	31	.912	3.00	0	0

SCHEDULE/ RESULTS

#	DATE	OPPONENT	RESULT	SCORE	RECORD	#	DATE	OPPONENT	RESULT	SCORE	RECORD
1	10/10	@ DET	T*	6-6	0-0-1	41	1/1	WSH	W	5-3	16-18-7
2	10/12	BUF	L	2-6	0-1-1	42	1/4	CHI	T*	3-3	16-18-8
3	10/15	@ PIT	L	2-3	0-2-1	43	1/6	STL	W	4-3	17-18-8
4	10/17	DET	W	10-1	1-2-1	44	1/8	@ TOR	W	5-2	18-18-8
5	10/19	@ PHI	L	3-7	1-3-1	45	1/9	@ PIT	L	2-3	18-19-8
6	10/22	STL	W	5-4	2-3-1	46	1/21	@ WSH	L	5-7	18-20-8
7	10/23	@ STL	T*	4-4	2-3-2	47	1/23	MTL	L	2-5	18-21-8
8	10/26	@ TOR	W	7-5	3-3-2	48	1/25	WSH	L	3-6	18-22-8
9	10/27	@ BUF	L	2-3	3-4-2	49	1/27	NJD	W	6-2	19-22-8
10	10/30	CHI	L	5-6	3-5-2	50	1/29	@ LAK	L	3-4	19-23-8
11	11/2	WPG	L	1-3	3-6-2	51	1/31	@ VAN	L	5-10	19-24-8
12	11/6	MTL	T*	3-3	3-6-3	52	2/6	TOR	W*	8-7	20-24-8
13	11/9	NYR	W*	4-3	4-6-3	53	2/8	@ PHI	T*	3-3	20-24-9
14	11/10	@ BOS	L	1-2	4-7-3	54	2/10	@ MTL	W*	4-3	21-24-9
15	11/13	@ HFD	L	2-5	4-8-3	55	2/11	@ TOR	W	4-2	22-24-9
16	11/16	DET	L	2-4	4-9-3	56	2/13	@ STL	L	3-4	22-25-9
17	11/17	@ CHI	T*	5-5	4-9-4	57	2/15	HFD	W	4-1	23-25-9
18	11/19	@ CGY	T*	3-3	4-9-5	58	2/16	BOS	L	3-5	23-26-9
19	11/21	STL	L	2-4	4-10-5	59	2/19	@ CHI	W	6-5	24-26-9
20	11/23	LAK	W	4-2	5-10-5	60	2/21	QUE	W	5-2	25-26-9
21	11/25	@ BUF	W	4-3	6-10-5	61	2/23	TOR	W	4-3	26-26-9
22	11/27	NYI	T*	4-4	6-10-6	62	2/24	@ NYR	L	1-5	26-27-9
23	11/29	PHI	L	1-4	6-11-6	63	2/26	@ HFD	W	5-2	27-27-9
24	11/30	@ STL	L	3-4	6-12-6	64	3/1	NYI	W	5-4	28-27-9
25	12/3	CHI	W	9-2	7-12-6	65	3/3	@ DET	W	8-5	29-27-9
26	12/7	@ EDM	L	4-8	7-13-6	66	3/5	TOR	W	5-3	30-27-9
27	12/9	NJD	L	4-6	7-14-6	67	3/8	WPG	L	2-4	30-28-9
28	12/11	@ DET	W	10-2	8-14-6	68	3/11	EDM	W	4-0	31-28-9
29	12/14	TOR	T*	6-6	8-14-7	69	3/13	@ STL	W	3-2	32-28-9
30	12/17	DET	W	6-3	9-14-7	70	3/15	@ QUE	L	2-3	32-29-9
31	12/19	PIT	L*	3-4	9-15-7	71	3/17	STL	W*	6-5	33-29-9
32	12/21	@ BOS	L	2-5	9-16-7	72	3/19	@ CGY	W	6-5	34-29-9
33	12/22	@ NJD	W	8-3	10-16-7	73	3/21	@ EDM	L*	4-5	34-30-9
34	12/26	@ WPG	W	6-5	11-16-7	74	3/22	@ VAN	L	2-6	34-31-9
35	12/28	NYR	W	3-1	12-16-7	75	3/24	QUE	L	0-1	34-32-9
36	12/31	CGY	W	6-3	13-16-7	76	3/26	@ TOR	W	6-1	35-32-9
37	1/2	VAN	W	3-2	14-16-7	77	3/29	@ DET	W	5-4	36-32-9
38	1/5	@ CHI	L	2-6	14-17-7	78	4/1	CHI	L	1-2	36-33-9
39	1/7	@ NYI	W	3-2	15-17-7	79	4/2	@ CHI	W	7-5	37-33-9
40	1/10	LAK	L	3-4	15-18-7	80	4/5	DET	W	5-3	38-33-9

* Overtime

172 | 1985-86

DALLAS STARS

GM: Lou Nanne | HEAD COACH: Bill Mahoney - Glen Sonmor

RECORD: 25-43-12 (62 Points) | STANDINGS: 4th Norris



PLAYER	GP	G	A	P	+/-	PIM	EV	PP	SHG	GWG
Brian Bellows	78	26	36	62	-18	72	17	8	1	3
Dennis Maruk	71	19	41	60	-2	56	14	5	0	3
Keith Acton	78	20	38	58	-3	90	16	4	0	3
Neal Broten	80	19	37	56	-18	39	13	5	1	1
Steve Payne	76	29	22	51	-14	61	15	14	0	4
Gordie Roberts	78	6	36	42	-12	112	5	1	0	0
Tom McCarthy	44	16	21	37	+3	36	10	6	0	1
Dino Ciccarelli	51	15	17	32	-10	41	10	5	0	0
Curt Giles	77	5	25	30	+3	49	2	3	0	0
Will Plett	47	14	14	28	+4	157	13	1	0	1
Mark Napier	39	10	13	23	-6	2	6	3	1	1
Tony McKegney	27	11	13	24	+9	4	9	2	0	1
Dirk Graham	36	12	11	23	-15	23	9	3	0	1
Ken Solheim	55	8	10	18	-15	19	4	4	0	1
Craig Hartsburg	32	7	11	18	-5	54	5	1	1	1
Scott Bjrgstad	72	11	4	15	-21	32	10	1	0	1
Bo Berglund	33	6	9	15	-3	8	5	1	0	1
Gord Sherven	32	2	12	14	+3	8	2	0	0	1
Randy Veischek	52	4	9	13	+7	26	4	0	0	0
Ron Wilson	13	4	8	12	-1	2	4	0	0	0
Brian Lawton	40	5	6	11	-2	24	4	1	0	1
Brent Ashton	29	4	7	11	+1	15	4	0	0	0
Bob Rouse	63	2	9	11	-14	113	2	0	0	0
Brad Maxwell	18	3	7	10	-8	53	2	1	0	0
Dave Richter	55	2	8	10	+3	221	2	0	0	0
Paul Holmgren	16	4	3	7	-4	38	2	2	0	0
Harold Snepsts	71	0	7	7	-19	232	0	0	0	0
Tim Trimper	20	1	4	5	-9	15	1	0	0	0
Tom Hirsch	10	1	4	5	-13	10	0	0	0	0
Jim Archibald	4	1	2	3	E	11	1	0	0	0
Tim Coulis	7	1	1	2	-1	34	1	0	0	0
Terry Martin	7	1	1	2	E	0	1	0	0	0
David Jensen	5	0	1	1	-5	4	0	0	0	0
Don Biggs	1	0	0	0	E	0	0	0	0	0
Dan Mandich	10	0	0	0	-3	32	0	0	0	0
John Markell	1	0	0	0	E	0	0	0	0	0
Chris Pryor	4	0	0	0	-2	16	0	0	0	0
GOALTENDER	GP	W	L	OT/SOL	SA	SV	SV%	GAA	SO	A
Giles Meloche	32	10	13	6	949	843	.879	3.80	0	0
Don Beaupre	31	10	17	3	934	825	.883	3.69	1	0
Roland Melanson	20	5	10	3	587	509	.867	4.10	0	0
Mike Sands	3	0	3	0	88	74	.841	6.04	0	0

SCHEDULE / RESULTS

#	DATE	OPPONENT	RESULT	SCORE	RECORD	#	DATE	OPPONENT	RESULT	SCORE	RECORD
1	10/11	TOR	L*	0-1	0-1-0	41	1/10	STL	L	3-5	13-21-7
2	10/13	NYR	W	3-1	1-1-0	42	1/12	HFD	W	5-4	14-21-7
3	10/14	@ NYR	W	3-1	2-1-0	43	1/14	@ WSH	L	3-6	14-22-7
4	10/18	EDM	L	5-7	2-2-0	44	1/16	STL	T*	4-4	14-22-8
5	10/20	@ MTL	L	2-4	2-3-0	45	1/19	PHI	L	1-4	14-23-8
6	10/21	@ BUF	L	6-8	2-4-0	46	1/21	@ CHI	L	2-7	14-24-8
7	10/23	PHI	L	2-7	2-5-0	47	1/23	PIT	W	4-3	15-24-8
8	10/27	HFD	L	3-5	2-6-0	48	1/26	DET	T*	4-4	15-24-9
9	10/30	CHI	T*	5-5	2-6-1	49	1/27	@ NYR	L	2-3	15-25-9
10	11/2	@ NJD	T*	2-2	2-6-2	50	1/29	@ NYI	T*	4-4	15-25-10
11	11/3	@ PHI	L	1-5	2-7-2	51	2/2	@ TOR	W	5-2	16-25-10
12	11/5	TOR	W	5-3	3-7-2	52	2/3	@ QUE	L	1-5	16-26-10
13	11/7	BUF	L	6-9	3-8-2	53	2/6	BUF	L	1-3	16-27-10
14	11/10	VAN	T*	5-5	3-8-3	54	2/8	EDM	L	3-5	16-28-10
15	11/11	@ TOR	W	7-6	4-8-3	55	2/9	@ STL	L	2-4	16-29-10
16	11/13	@ WSH	T*	3-3	4-8-4	56	2/14	@ DET	T*	5-5	16-29-11
17	11/15	@ NYI	L	1-6	4-9-4	57	2/16	@ STL	L	4-6	16-30-11
18	11/17	DET	T*	3-3	4-9-5	58	2/17	QUE	L	3-4	16-31-11
19	11/21	TOR	W	7-1	5-9-5	59	2/20	BOS	L	2-3	16-32-11
20	11/23	NJD	W*	5-4	6-9-5	60	2/22	CHI	W	4-1	17-32-11
21	11/24	@ TOR	W	4-2	7-9-5	61	2/23	PIT	L	1-3	17-33-11
22	11/27	@ NJD	L	2-3	7-10-5	62	2/25	@ PIT	W	5-4	18-33-11
23	11/28	@ HFD	W	4-2	8-10-5	63	2/27	@ TOR	L	1-6	18-34-11
24	12/1	CGY	L	4-8	8-11-5	64	3/1	@ DET	L	2-6	18-35-11
25	12/4	LAK	T*	2-2	8-11-6	65	3/2	DET	W	5-2	19-35-11
26	12/7	@ EDM	L	3-6	8-12-6	66	3/4	MTL	W	4-3	20-35-11
27	12/9	@ WPG	L	2-4	8-13-6	67	3/6	CHI	L	4-5	20-36-11
28	12/10	DET	L	3-4	8-14-6	68	3/9	STL	W	4-1	21-36-11
29	12/12	WSH	L	2-3	8-15-6	69	3/10	@ CHI	W	3-2	22-36-11
30	12/15	CHI	L	3-5	8-16-6	70	3/13	@ QUE	L	0-8	22-37-11
31	12/16	@ CHI	W	5-3	9-16-6	71	3/16	@ MTL	W	4-2	23-37-11
32	12/19	@ STL	L	1-4	9-17-6	72	3/18	CGY	T*	4-4	23-37-12
33	12/22	@ DET	W	5-4	10-17-6	73	3/20	@ WPG	L	2-5	23-38-12
34	12/23	@ BOS	L*	3-4	10-18-6	74	3/23	@ STL	L	2-4	23-39-12
35	12/26	WPG	W	4-0	11-18-6	75	3/25	VAN	W	5-3	24-39-12
36	12/29	BOS	L	3-5	11-19-6	76	3/26	@ DET	L	1-5	24-40-12
37	12/31	NYI	W	4-3	12-19-6	77	3/30	@ LAK	L	2-3	24-41-12
38	1/3	@ LAK	W	8-3	13-19-6	78	3/31	@ VAN	L	2-3	24-42-12
39	1/5	@ CGY	T*	4-4	13-19-7	79	4/3	TOR	W	9-7	25-42-12
40	1/9	@ CHI	L	3-4	13-20-7	80	4/6	STL	L	3-4	25-43-12

Overtime



1983-84

GM: Lou Nanne | HEAD COACH: Bill Mahoney

RECORD: 39-31-10 (88 Points) | STANDINGS: 1st Norris

SEASON-BY-SEASON

PLAYER	GP	G	A	P	+/-	PIM	EV	PP	SHG	GWG
Neal Broten	76	28	61	89	+16	43	17	8	3	5
Brian Bellows	78	41	42	83	-2	66	22	14	5	5
Brad Maxwell	78	19	54	73	-7	225	11	8	0	2
Dino Ciccarelli	79	38	33	71	+1	58	22	16	0	2
Tom McCarthy	66	39	31	70	+17	49	21	16	2	7
Dennis Maruk	71	17	43	60	-17	42	10	7	0	2
Steve Payne	78	28	31	59	-2	49	21	7	0	2
Keith Acton	62	17	38	55	+2	60	11	4	2	5
Gordie Roberts	77	8	45	53	+14	132	6	1	1	0
Mark Napier	58	13	28	41	+2	17	13	0	0	1
Willi Plett	73	15	23	38	-6	316	14	1	0	1
Al MacAdam	80	22	13	35	-5	23	17	1	4	1
Brian Lawton	58	10	21	31	E	33	10	0	0	4
Curt Giles	70	6	22	28	+2	59	4	2	0	0
Craig Levie	37	6	13	19	+9	44	6	0	0	1
Brent Ashton	68	7	10	17	-13	54	7	0	0	0
George Ferguson	63	6	10	16	-6	19	6	0	0	0
Lars Lindgren	59	2	14	16	-3	33	2	0	0	0
Craig Hartsburg	26	7	7	14	-2	37	2	5	0	0
Bobby Smith	10	3	6	9	-1	9	2	1	0	0
Dan Mandich	31	2	7	9	-6	77	2	0	0	0
Jordy Douglas	14	3	4	7	-2	10	3	0	0	1
Paul Holmgren	11	2	5	7	-2	46	2	0	0	0
Dave Richter	42	2	3	5	-8	132	2	0	0	0
Randy Velischek	33	2	2	4	-6	10	2	0	0	0
Tom Hirsch	15	1	3	4	-3	20	0	0	1	0
Dirk Graham	6	1	1	2	+1	0	1	0	0	0
David Jensen	8	0	1	1	+2	0	0	0	0	0
Don Beaupre	33	0	0	0	E	17	0	0	0	0
Scott Bjurgstad	5	0	0	0	-1	2	0	0	0	0
Tim Coulis	2	0	0	0	-1	4	0	0	0	0
Bob Rouse	1	0	0	0	E	0	0	0	0	0
GOALTENDER	GP	W	L	OTL/T	SA	SV	SV%	GAA	SO	A
Giles Meloche	52	21	17	8	1,524	1,323	.873	4.18	2	1
Don Beaupre	33	16	13	2	971	848	.873	4.12	0	0
Jon Casey	2	1	0	0	59	53	.898	4.29	0	0
Jim Craig	3	1	1	0	56	47	.839	4.91	0	0

SCHEDULE/ RESULTS

#	DATE	OPPONENT	RESULT	SCORE	RECORD	#	DATE	OPPONENT	RESULT	SCORE	RECORD
1	10/5	@ LAK	T*	3-3	0-0-1	41	1/7	VAN	W	2-0	20-17-4
2	10/7	@ VAN	L	9-10	0-1-1	42	1/10	HFD	L	3-6	20-18-4
3	10/9	@ EDM	L*	3-4	0-2-1	43	1/12	TOR	W*	5-4	21-18-4
4	10/12	CGY	W	7-5	1-2-1	44	1/14	@ STL	W	4-2	22-18-4
5	10/15	WPG	W	2-1	2-2-1	45	1/16	LAK	W	9-3	23-18-4
6	10/16	@ CHI	L	3-4	2-3-1	46	1/18	@ TOR	L	4-9	23-19-4
7	10/20	MTL	L*	4-5	2-4-1	47	1/20	@ DET	W	8-5	24-19-4
8	10/22	@ QUE	L	2-11	2-5-1	48	1/21	DET	W	5-1	25-19-4
9	10/25	@ MTL	W	4-3	3-5-1	49	1/25	@ CHI	W	5-3	26-19-4
10	10/27	BOS	L	1-8	3-6-1	50	1/27	@ STL	W	10-8	27-19-4
11	10/29	WSH	L	1-6	3-7-1	51	1/28	CHI	L	2-4	27-20-4
12	11/2	TOR	W	8-5	4-7-1	52	2/1	@ PIT	L	0-4	27-21-4
13	11/5	CHI	W	10-5	5-7-1	53	2/3	@ BUF	W	4-1	28-21-4
14	11/8	@ HFD	L	4-6	5-8-1	54	2/5	@ NJD	W	3-1	29-21-4
15	11/9	@ DET	W	5-3	6-8-1	55	2/9	NYR	T*	4-4	29-21-5
16	11/12	STL	W	5-2	7-8-1	56	2/11	DET	L	4-6	29-22-5
17	11/15	NJD	W	6-0	8-8-1	57	2/13	WSH	L	0-4	29-23-5
18	11/17	@ PHI	T*	5-5	8-8-2	58	2/15	@ TOR	W	3-1	30-23-5
19	11/19	WPG	W*	8-7	9-8-2	59	2/17	@ BUF	L*	4-5	30-24-5
20	11/20	@ CHI	W	4-3	10-8-2	60	2/18	QUE	L	2-7	30-25-5
21	11/23	TOR	L	4-6	10-9-2	61	2/20	LAK	L	2-3	30-26-5
22	11/25	EDM	T*	2-2	10-9-3	62	2/22	@ DET	L	2-5	30-27-5
23	11/26	@ TOR	W*	7-6	11-9-3	63	2/23	@ PHI	T*	3-3	30-27-6
24	11/29	PIT	W	6-4	12-9-3	64	2/25	BUF	W	5-1	31-27-6
25	12/1	@ PIT	W	6-4	13-9-3	65	2/28	@ STL	L	2-5	31-28-6
26	12/3	@ BOS	W	6-2	14-9-3	66	2/29	STL	L	5-7	31-29-6
27	12/4	@ NYR	L	4-6	14-10-3	67	3/3	CHI	W	6-3	32-29-6
28	12/7	DET	W	7-2	15-10-3	68	3/5	DET	W	5-1	33-29-6
29	12/10	NYI	L	2-4	15-11-3	69	3/7	NYR	W	6-3	34-29-6
30	12/14	STL	T*	4-4	15-11-4	70	3/10	PHI	W	4-3	35-29-6
31	12/17	NJD	L	0-2	15-12-4	71	3/12	MTL	W*	7-6	36-29-6
32	12/20	@ STL	W	5-2	16-12-4	72	3/14	@ TOR	T*	3-3	36-29-6
33	12/22	@ BOS	W	4-2	17-12-4	73	3/17	@ DET	W	4-3	37-29-6
34	12/23	@ HFD	L	3-5	17-13-4	74	3/18	QUE	T*	5-5	37-29-8
35	12/26	@ WPG	L	1-5	17-14-4	75	3/21	@ WSH	L	1-5	37-30-8
36	12/28	TOR	W	8-6	18-14-4	76	3/24	@ NYI	T*	4-4	37-30-9
37	1/2	NYI	L	3-7	18-15-4	77	3/26	STL	W*	4-3	38-30-9
38	1/2	CHI	W	6-5	19-15-4	78	3/28	@ CHI	W	6-3	39-30-9
39	1/4	@ EDM	L	8-12	19-16-4	79	3/30	@ VAN	T*	3-3	39-30-10
40	1/5	@ CGY	L	4-5	19-17-4	80	3/31	@ CGY	L	3-10	39-31-10

• Overtime

GM: Lou Nanne | HEAD COACH: Glen Sonmor - Murray Oliver

RECORD: 40-24-16 (96 Points) | STANDINGS: 2nd Norris



PLAYER	GP	G	A	P	+/-	PIM	EV	PP	SHG	GWG
Neal Broten	79	32	45	77	+24	43	22	8	2	4
Bobby Smith	77	24	53	77	-20	81	12	12	0	3
Tom McCarthy	80	28	48	76	+18	59	23	4	1	4
Dino Ciccarelli	77	37	38	75	+16	94	23	14	0	4
Steve Payne	80	30	39	69	-9	53	15	14	1	2
Brian Bellows	78	35	30	65	-12	27	19	15	1	3
Craig Hartsburg	78	12	50	62	+7	109	8	3	1	1
Tim Young	70	18	35	53	-1	31	10	6	2	2
Gordie Roberts	80	3	41	44	+18	103	1	2	0	1
Willi Plett	71	25	14	39	-12	170	17	8	0	3
Brad Maxwell	77	11	28	39	-1	157	9	2	0	3
Al MacAdam	73	11	22	33	+3	60	8	0	3	2
Mike Eaves	75	16	16	32	-3	21	10	1	5	2
Jordy Douglas	68	13	14	27	-7	30	12	1	0	2
Curt Giles	76	2	21	23	+11	70	2	0	0	0
George Ferguson	65	8	12	20	-1	14	7	0	1	2
Ron Friest	50	6	7	13	-4	150	6	0	0	0
Gary Sargent	18	3	6	9	+5	5	2	1	0	0
Dan Mandich	67	3	4	7	E	169	3	0	0	1
Ken Solheim	25	2	4	6	+1	4	2	0	0	1
Fred Barrett	51	1	3	4	-10	22	1	0	0	0
Warren Young	4	1	1	2	E	0	1	0	0	0
Bob Bergloff	2	0	0	0	-1	5	0	0	0	0
Anders Hakansson	5	0	0	0	+1	9	0	0	0	0
Wes Jarvis	3	0	0	0	-2	2	0	0	0	0
Dave Richter	6	0	0	0	E	4	0	0	0	0
Randy Veliscek	3	0	0	0	-4	2	0	0	0	0
GOALTENDER	GP	W	L	T	SA	SV	SV%	GAA	SO	A
Gilles Meloche	47	20	13	11	-	-	-	3.57	1	1
Don Beaupre	36	19	10	5	-	-	-	3.58	0	2
Markus Mattsson	2	1	1	0	-	-	-	3.60	1	0

SCHEDULE/ RESULTS

#	DATE	OPPONENT	RESULT	SCORE	RECORD	#	DATE	OPPONENT	RESULT	SCORE	RECORD
1	10/6	@ WPG	W	5-4	1-0-0	41	1/8	CHI	W	4-1	21-11-9
2	10/8	DET	T	3-3	1-0-1	42	1/9	@ CHI	L	3-6	21-12-9
3	10/9	@ STL	W	6-3	2-0-1	43	1/12	@ PIT	W	7-0	22-12-9
4	10/14	TOR	W	6-2	3-0-1	44	1/13	TOR	W	2-1	23-12-9
5	10/16	CGY	W	8-4	4-0-1	45	1/15	EDM	L	4-10	23-13-9
6	10/18	STL	W	4-3	5-0-1	46	1/17	@ BOS	L	3-4	23-14-9
7	10/20	@ TOR	L	2-5	5-1-1	47	1/19	DET	W	3-2	24-14-9
8	10/23	@ WSH	W	3-1	6-1-1	48	1/22	HFD	W	7-2	25-14-9
9	10/24	@ NYR	L	2-4	6-2-1	49	1/25	@ STL	T	4-4	25-14-10
10	10/26	@ NJ	W	5-3	7-2-1	50	1/27	STL	T	3-3	25-14-11
11	10/28	DET	W	7-3	8-2-1	51	1/29	PHI	T	2-2	25-14-12
12	10/30	PHI	W	3-2	9-2-1	52	1/31	@ TOR	W	4-2	26-14-12
13	11/2	@ HFD	W	7-6	10-2-1	53	2/2	@ BUF	T	2-2	26-14-13
14	11/4	@ MTL	L	3-8	10-3-1	54	2/3	@ WSH	L	1-3	26-15-13
15	11/6	@ QUE	L	1-4	10-4-1	55	2/5	@ NYI	W	4-2	27-15-13
16	11/9	MTL	L	2-3	10-5-1	56	2/10	NYR	W	7-5	28-15-13
17	11/11	NYI	W	2-0	11-5-1	57	2/12	CHI	W	5-4	29-15-13
18	11/13	@ TOR	L	3-4	11-6-1	58	2/15	@ NJD	W	3-2	30-15-13
19	11/14	@ CHI	L	4-5	11-7-1	59	2/17	QUE	W	6-3	31-15-13
20	11/16	@ LAK	W	8-3	12-7-1	60	2/19	BOS	L	2-6	31-16-13
21	11/18	BUF	W	2-1	13-7-1	61	2/22	@ DET	W	3-2	32-16-13
22	11/20	NJD	W	5-1	14-7-1	62	2/23	TOR	L	2-3	32-17-13
23	11/23	@ NYI	T	8-8	14-7-2	63	2/26	CHI	T	4-4	32-17-14
24	11/24	@ NYR	L	5-8	14-8-2	64	2/27	@ CHI	W	2-1	33-17-14
25	11/26	PIT	T	6-6	14-8-3	65	3/2	STL	T	4-4	33-17-15
26	11/29	CGY	T	3-3	14-8-4	66	3/5	@ DET	W	4-1	34-17-15
27	12/1	@ DET	W	4-1	15-8-4	67	3/6	LAK	W	8-3	35-17-15
28	12/2	@ STL	W	6-3	16-8-4	68	3/8	BUF	W	5-1	36-17-15
29	12/4	WPG	W	4-1	17-8-4	69	3/10	@ PHI	L	3-6	36-18-15
30	12/9	VAN	W	9-6	18-8-4	70	3/12	@ QUE	L	3-6	36-19-15
31	12/11	EDM	W	5-4	19-8-4	71	3/14	VAN	W	6-3	37-19-15
32	12/14	HFD	T	3-3	19-8-5	72	3/16	PIT	W	3-2	38-19-15
33	12/16	WSH	T	4-4	19-8-6	73	3/19	@ STL	T	3-3	38-19-16
34	12/18	@ VAN	T	3-3	19-8-7	74	3/21	CHI	W	4-3	39-19-16
35	12/21	@ CGY	L	4-6	19-9-7	75	3/23	@ TOR	L	3-6	39-20-16
36	12/22	@ EDM	L	2-8	19-10-7	76	3/24	@ MTL	L	3-5	39-21-16
37	12/26	@ WPG	W	3-2	20-10-7	77	3/26	@ DET	W	7-5	40-21-16
38	12/29	DET	T	5-5	20-10-8	78	3/29	TOR	L	2-4	40-22-16
39	12/31	BOS	L	3-5	20-11-8	79	3/30	@ CHI	L	0-5	40-23-16
40	1/5	STL	T	3-3	20-11-9	80	4/2	@ LAK	L	5-8	40-24-16



1981-82

GM: Lou Nanne | HEAD COACH: Glen Sonmor

RECORD: 37-23-20 (94 Points) | STANDINGS: 1st Norris

SEASON-BY-SEASON

PLAYER	GP	G	A	P	+/-	PIM	EV	PP	SHG	GWG
Bobby Smith	80	43	71	114	+10	82	23	20	0	4
Dino Ciccarelli	76	55	51	106	+14	138	35	20	0	4
Neal Broten	73	33	60	98	+14	42	29	7	2	4
Steve Payne	74	33	45	78	+20	76	22	11	0	3
Craig Hartsburg	76	17	60	77	+11	117	12	5	0	2
Al MacAdam	79	18	43	61	+9	37	11	5	2	4
Steve Christoff	69	26	29	55	+9	14	22	4	0	1
Brad Palmer	72	22	23	45	-13	18	15	7	0	3
Tom McCarthy	40	12	30	42	+10	36	9	3	0	1
Tim Young	49	10	31	41	E	67	9	1	0	1
Gordie Roberts	79	4	30	34	-1	119	4	0	0	0
Brad Maxwell	51	10	21	31	+6	96	9	0	1	1
Mike Eaves	25	11	10	21	+2	0	9	2	0	1
Kent-Erik Andersson	70	9	12	21	-5	18	9	0	0	2
Anders Hakansson	72	12	4	16	-12	29	8	0	4	1
Fred Barrett	69	1	15	16	-12	89	1	0	0	0
Curt Giles	74	3	12	15	-15	87	3	0	0	1
Jack Carlson	57	8	4	12	-5	103	7	1	0	1
Bill Nyrop	42	4	8	12	14	35	3	0	1	1
Ken Solheim	29	4	5	9	-8	4	2	2	0	2
Kevin Maxwell	12	1	4	5	-1	8	1	0	0	0
Gary Sargent	15	0	5	5	+5	18	0	0	0	0
Mark Johnson	10	2	2	4	-4	10	1	1	0	0
Murray Brumwell	21	0	3	3	E	18	0	0	0	0
Ron Meighan	7	1	2	2	-2	2	1	0	0	0
Daniel Poulin	3	1	1	2	-1	2	1	0	0	0
Tom Youngmans	3	1	0	1	+1	0	0	0	1	0
Mike Antonovich	2	0	0	0	-1	0	0	0	0	0
Jim Dobson	6	0	0	0	E	4	0	0	0	0
Ron Friest	10	0	0	0	-4	31	0	0	0	0
Peter Hayek	1	0	0	0	-1	0	0	0	0	0
Archie Henderson	1	0	0	0	E	2	0	0	0	0
Udo Kiessling	1	0	0	0	E	2	0	0	0	0
Roger Melin	2	0	0	0	E	0	0	0	0	0
Dave Richter	3	0	0	0	E	11	0	0	0	0
Warren Young	1	0	0	0	-3	0	0	0	0	0
GOALTENDER	GP	W	L	T	SA	SV	SV%	GAA	SO	A
Gilles Meloche	51	26	15	9	-	-	-	3.47	1	1
Don Beaupre	29	11	8	9	-	-	-	3.54	0	0
Lindsay Middlebrook	3	0	0	2	-	-	-	3.00	0	0

SCHEDULE/ RESULTS

#	DATE	OPPONENT	RESULT	SCORE	RECORD	#	DATE	OPPONENT	RESULT	SCORE	RECORD
1	10/8	TOR	T	3-3	0-0-1	41	1/9	MTL	T*	3-3	15-12-14
2	10/10	NYR	W	7-0	1-0-1	42	1/11	@ NYR	L	3-5	15-13-14
3	10/12	@ QUE	W	4-2	2-0-1	43	1/13	NYR	L	0-2	15-14-14
4	10/14	@ TOR	W	2-1	3-0-1	44	1/16	QUE	W	4-1	16-14-14
5	10/17	@ PIT	L	2-5	3-1-1	45	1/17	CHI	W	7-5	17-14-14
6	10/18	@ PHI	L	2-3	3-2-1	46	1/20	@ COL	W	3-1	18-14-14
7	10/22	STL	T	5-5	3-2-2	47	1/21	@ LAK	T	3-3	18-14-15
8	10/24	LAK	W	6-3	4-2-2	48	1/23	CHI	W	8-4	19-14-15
9	10/25	@ BUF	W	6-3	5-2-2	49	1/25	@ TOR	W	9-2	20-14-15
10	10/28	CGY	W	6-1	6-2-2	50	1/27	DET	W	8-6	21-14-15
11	10/31	DET	W	5-4	7-2-2	51	1/28	@ STL	L	3-8	21-15-15
12	11/4	@ WSH	W	6-1	8-2-2	52	1/30	@ NYI	L	2-4	21-16-15
13	11/7	@ HFD	L	2-4	8-3-2	53	2/3	@ PIT	W	9-6	22-16-15
14	11/8	@ BOS	W	4-1	9-3-2	54	2/4	@ PHI	T	3-3	22-16-16
15	11/11	WPG	W	15-2	10-3-2	55	2/7	@ CHI	L	2-5	22-17-16
16	11/14	QUE	T	5-5	10-3-3	56	2/11	BOS	L	2-4	22-18-16
17	11/18	@ WPG	W	6-4	11-3-3	57	2/13	DET	W	6-1	23-18-16
18	11/19	EDM	T	2-2	11-3-4	58	2/15	@ TOR	T	3-3	23-18-17
19	11/21	CHI	L	4-6	11-4-4	59	2/17	@ EDM	L	4-7	23-19-17
20	11/22	@ CHI	T	1-1	11-4-5	60	2/18	@ CGY	T	2-2	23-19-18
21	11/25	WSH	T	4-4	11-4-6	61	2/20	WSH	W	7-3	24-19-18
22	11/27	@ WPG	T	5-5	11-4-7	62	2/22	HFD	W	8-7	25-19-18
23	11/28	PHI	W	5-3	12-4-7	63	2/24	TOR	W	7-5	26-19-18
24	11/30	COL	T	2-2	12-4-8	64	2/27	BUF	T	5-5	26-19-19
25	12/2	@ VAN	L	0-5	12-5-8	65	2/28	@ DET	W	5-4	27-19-19
26	12/5	NYI	L	5-8	12-6-8	66	3/3	DET	W	6-4	28-19-19
27	12/9	MTL	T	6-6	12-6-9	67	3/6	VAN	W	3-1	29-19-19
28	12/10	@ DET	L	1-4	12-7-9	68	3/8	STL	W	8-1	30-19-19
29	12/12	CHI	W	6-3	13-7-9	69	3/10	NYI	T	4-4	30-19-20
30	12/15	@ STL	L	2-4	13-8-9	70	3/13	@ STL	W	3-2	31-19-20
31	12/17	WPG	L	2-4	13-9-9	71	3/15	PIT	W	4-3	32-19-20
32	12/19	@ EDM	L	6-9	13-10-9	72	3/17	WPG	L	2-3	32-20-20
33	12/22	@ VAN	T	4-4	13-10-10	73	3/20	@ MTL	L	1-5	32-21-20
34	12/23	@ CGY	T	4-4	13-10-11	74	3/22	LAK	W	4-2	33-21-20
35	12/26	STL	W	6-3	14-10-11	75	3/25	@ DET	W	4-3	34-21-20
36	12/28	COL	T	4-4	14-10-12	76	3/27	@ BOS	W	6-5	35-21-20
37	12/31	@ BUF	L	2-4	14-11-12	77	3/28	@ HFD	W	5-2	36-21-20
38	1/2	@ TOR	W	6-2	15-11-12	78	3/30	WPG	L	5-7	36-22-20
39	1/5	@ STL	L	1-4	15-12-12	79	4/2	@ WPG	W	5-2	37-22-20
40	1/6	TOR	T	3-3	15-12-13	80	4/4	@ CHI	L	3-4	37-23-20

DALLAS STARS

176 | 1981-82

GM: Lou Nanne | HEAD COACH: Glen Sonmor

RECORD: 35-28-17 (87 Points) | STANDINGS: 3rd Adams

1980-81



PLAYER	GP	G	A	P	+/-	PIM	EV	PP	SHG	GWG
Bobby Smith	78	29	64	93	+1	73	16	13	0	7
Tim Young	74	25	41	66	+6	40	15	10	0	4
Al MacAdam	78	21	39	60	-6	94	15	6	0	7
Steve Payne	76	30	28	58	+14	88	19	11	0	2
Tom McCarthy	62	23	25	48	+3	62	19	4	0	2
Craig Hartsburg	74	13	30	43	-9	124	5	8	0	2
Kent-Erik Andersson	77	17	24	41	+8	22	12	1	4	2
Steve Christoff	56	26	13	39	-9	58	17	9	0	2
Gordie Roberts	50	6	31	37	+2	94	3	3	0	0
Mike Eaves	48	10	24	34	+1	18	8	1	1	1
Dino Ciccarelli	32	18	12	30	+2	29	10	8	0	0
Curt Giles	67	5	22	27	+9	56	4	1	0	1
Greg Smith	74	5	21	26	+7	126	4	1	0	1
Glen Sharpley	28	12	12	24	-4	18	6	6	0	0
Ron Zanussi	41	6	11	17	+3	89	6	0	0	0
Mike Fidler	20	5	12	17	+5	6	5	0	0	0
Brad Maxwell	27	3	13	16	-1	98	0	3	0	1
Mike Polich	74	8	5	13	-2	19	7	0	1	0
Fred Barrett	62	4	8	12	+1	72	4	0	0	1
Gary Sargent	23	4	7	11	-1	36	2	2	0	0
Tom Youngmans	74	4	6	10	-8	79	2	1	1	2
Paul Shmyr	61	1	9	10	+4	79	1	0	0	0
Jack Carlson	43	7	2	9	-5	108	7	0	0	0
Brad Palmer	23	4	4	8	-6	22	4	0	0	0
Ken Solheim	5	2	1	3	+3	0	2	0	0	0
Don Jackson	6	0	3	3	+3	19	0	0	0	0
Kevin Maxwell	3	2	0	2	-1	7	0	0	0	0
Neal Broten	3	2	0	2	+1	12	2	0	0	0
Ron Friest	4	1	0	1	-2	10	1	0	0	0
Murray Brumwell	1	0	0	0	+1	0	0	0	0	0
Joe Contini	1	0	0	0	E	0	0	0	0	0
Jim Dobson	1	0	0	0	E	0	0	0	0	0
Rob Flockhart	2	0	0	0	-2	0	0	0	0	0
Jon Fontas	1	0	0	0	E	0	0	0	0	0
Roger Melin	1	0	0	0	-1	0	0	0	0	0
GOALTENDER	GP	W	L	T	SA	SV	SV%	GAA	SO	A
Don Beaupre	44	18	14	11	-	-	-	3.20	0	1
Gilles Meloche	38	17	14	6	-	-	-	3.25	2	0

SCHEDULE/ RESULTS

#	DATE	OPPONENT	RESULT	SCORE	RECORD	#	DATE	OPPONENT	RESULT	SCORE	RECORD
1	10/11	HFD	W	9-3	1-0-0	41	1/12	@ BOS	L	3-4	20-11-10
2	10/15	BOS	W	3-2	2-0-0	42	1/14	@ BUF	T*	1-1	20-11-11
3	10/17	@ COL	T	5-5	2-0-1	43	1/17	QUE	W	7-1	21-11-11
4	10/18	@ CGY	L	2-6	2-1-1	44	1/19	MTL	W	6-3	22-11-11
5	10/22	QUE	W	4-2	3-1-1	45	1/21	@ WSH	W	2-1	23-11-11
6	10/24	@ EDM	W	4-2	4-1-1	46	1/22	@ PHI	L	4-5	23-12-11
7	10/25	WPG	W	4-1	5-1-1	47	1/24	EDM	W	6-1	24-12-11
8	10/29	STL	T	2-2	5-1-2	48	1/26	CGY	W	3-2	25-12-11
9	11/1	PIT	W	6-3	6-1-2	49	1/28	@ PIT	L	1-3	25-13-11
10	11/2	CGY	W	8-3	7-1-2	50	1/29	@ DET	T	3-3	25-13-12
11	11/7	@ VAN	L	2-3	8-2-2	51	1/31	NYR	L	3-7	25-14-12
12	11/9	@ CHI	W	7-1	8-2-3	52	2/4	@ QUE	L	2-6	25-15-12
13	11/11	@ NYI	T	6-6	8-2-4	53	2/5	@ MTL	L	0-7	25-16-12
14	11/12	@ HFD	W	5-1	9-2-4	54	2/7	@ NYI	T	5-5	25-16-13
15	11/15	CHI	W	5-2	10-2-4	55	2/8	@ NYR	T	3-3	25-16-14
16	11/17	NYI	L	1-2	10-3-4	56	2/12	TOR	L	3-4	25-17-14
17	11/19	@ PIT	W	3-2	11-3-4	57	2/14	HFD	W	7-4	26-17-14
18	11/20	@ PHI	T	1-1	11-3-4	58	2/15	VAN	W	7-2	27-17-14
19	11/22	CHI	L	2-6	11-4-4	59	2/18	COL	W	6-2	28-17-14
20	11/26	@ QUE	L	2-5	11-5-4	60	2/20	@ WPG	W	5-3	29-17-14
21	11/29	@ MTL	W	4-2	12-5-4	61	2/21	@ TOR	L	3-5	29-18-14
22	12/1	@ NYR	W	5-3	13-5-4	62	2/23	NYI	L	1-4	29-19-14
23	12/3	@ WSH	T	3-3	13-5-5	63	2/25	@ HFD	L	2-3	29-20-14
24	12/6	BUF	T	3-3	13-5-6	64	2/26	@ BOS	L	1-5	29-21-14
25	12/7	DET	T	1-1	13-5-7	65	2/28	PHI	L	2-4	29-22-14
26	12/9	@ STL	L	1-4	13-6-7	66	3/4	BOS	T	3-3	29-22-15
27	12/10	LAK	L	2-7	13-7-7	67	3/7	PIT	W	8-5	30-22-15
28	12/13	WPG	W	4-3	14-7-7	68	3/9	MTL	T	1	30-22-16
29	12/15	TOR	L	3-6	14-8-7	69	3/11	BUF	W	3-1	31-22-16
30	12/17	@ TOR	L	2-4	14-9-7	70	3/12	@ CGY	L	3-6	31-23-16
31	12/20	NYR	T	3-3	14-9-8	71	3/14	@ LAK	L	4-10	31-24-16
32	12/23	@ DET	W	6-2	15-9-8	72	3/18	EDM	L	3-5	31-25-16
33	12/26	@ WPG	W	5-3	16-9-8	73	3/20	@ EDM	T	1-1	31-25-17
34	12/27	COL	W	6-4	17-9-8	74	3/22	DET	W	9-3	32-25-17
35	12/30	PHI	W	6-5	18-9-8	75	3/24	LAK	L	3-4	32-26-17
36	1/3	WSH	W	3-0	19-9-8	76	3/28	@ LAK	L	2-3	32-27-17
37	1/4	@ BUF	T	2-2	19-9-9	77	3/29	@ VAN	W	4-2	33-27-17
38	1/7	VAN	T	1-1	19-10-10	78	3/31	STL	W	6-3	34-27-17
39	1/9	@ COL	L	2-4	19-10-10	79	4/4	@ STL	W	5-0	35-27-17
40	1/10	WSH	W	3-2	20-10-10	80	4/5	@ CHI	L	4-8	35-28-17



1979-80

GM: Lou Nanne | HEAD COACH: Glen Sonmor

RECORD: 36-28-16 (88 Points) | STANDINGS: 3rd Adams

SEASON-BY-SEASON

PLAYER	GP	G	A	P	+/-	PIM	EV	PP	SHG	GWG
Al MacAdam	80	42	51	93	+36	24	29	13	0	2
Steve Payne	80	42	43	85	+37	40	26	16	0	2
Bobby Smith	61	27	56	83	+16	24	18	9	0	3
Tim Young	77	31	43	74	+14	24	24	5	2	5
Glen Sharpley	51	20	27	47	-1	38	14	6	0	0
Mike Eaves	56	18	28	46	+3	11	9	9	0	3
Ron Zanussi	72	14	31	45	+4	93	12	2	0	3
Craig Hartsburg	79	14	30	44	-2	81	7	7	0	2
Brad Maxwell	58	7	30	37	+9	126	7	0	0	0
Tom McCarthy	68	16	20	36	-7	39	15	1	0	5
Gary Sargent	52	13	21	34	+12	22	10	3	0	1
Mike Pollich	78	10	14	24	E	20	10	0	0	1
Fred Barrett	80	8	14	22	+7	71	8	0	0	0
Kent-Erik Andersson	61	9	10	19	-3	8	8	1	0	3
Greg Smith	55	5	13	18	-1	103	3	1	1	1
Paul Shmyr	63	3	15	18	+25	84	3	0	0	1
Tom Youngmans	79	10	6	16	-3	92	9	0	1	0
Steve Christoff	20	8	7	15	+3	19	8	0	0	1
Per-Olov Brasar	22	1	14	15	+1	0	1	0	0	1
Mike Fidler	24	5	4	9	+3	13	4	1	0	0
Curt Giles	37	2	7	9	-9	31	1	1	0	1
Kris Manery	28	3	4	7	-5	16	3	0	0	0
Rob Flockhart	10	1	3	4	-4	2	1	0	0	1
Don Jackson	10	0	4	4	+4	18	0	0	0	0
Dan Chicoline	24	1	2	3	-10	12	1	0	0	0
Dave Hanson	22	1	1	2	-5	39	1	0	0	0
Jim Dobson	1	0	0	0	E	0	0	0	0	0
Jon Fontas	1	0	0	0	-1	0	0	0	0	0
Robbie Laird	1	0	0	0	-2	0	0	0	0	0
Tony White	6	0	0	0	-2	4	0	0	0	0

GOALTENDER	GP	W	L	T	SA	SV	SV%	GAA	SO	A
Gilles Meloche	54	27	20	5	-	-	-	3.06	1	1
Gary Edwards	26	9	7	10	-	-	-	3.20	0	0
Steve Janaszak	1	0	0	1	-	-	-	2.00	0	0
Jean-Louis Levasseur	1	0	1	0	-	-	-	7.00	0	0

SCHEDULE / RESULTS

#	DATE	OPPONENT	RESULT	SCORE	RECORD
1	10/11	HFD	W	4-1	1-0-0
2	10/13	CHI	W	5-1	2-0-0
3	10/14	@ BUF	W	5-4	3-0-0
4	10/17	@ TOR	L	2-6	3-1-0
5	10/19	@ WPG	L	2-3	3-2-0
6	10/21	@ EDM	T*	5-5	3-2-1
7	10/24	STL	W	5-2	4-2-1
8	10/27	NYR	W	7-2	5-2-1
9	10/31	@ DET	W	5-3	6-2-1
10	11/1	@ MTL	L	1-5	6-3-1
11	11/3	WSH	W	7-1	7-3-1
12	11/6	@ VAN	T*	7-7	7-3-2
13	11/9	@ COL	W	6-5	8-3-2
14	11/10	@ LAK	T*	6-6	8-3-3
15	11/14	QUE	W	7-2	9-3-3
16	11/17	BUF	L	2-4	9-4-3
17	11/18	@ CHI	T*	3-3	9-4-4
18	11/21	NYI	W	3-1	10-4-4
19	11/24	DET	T*	3-3	10-4-5
20	11/25	@ BUF	L	2-6	10-5-5
21	11/28	@ NYR	T*	4-4	10-5-6
22	11/29	@ PHI	L	4-6	10-6-6
23	12/1	WPG	T*	4-4	10-6-7
24	12/5	EDM	W	6-1	11-6-7
25	12/7	ATL	W	4-1	12-6-7
26	12/12	@ WSH	W	5-4	13-6-7
27	12/14	@ ATL	L	2-3	13-7-7
28	12/15	@ STL	W	3-1	14-7-7
29	12/17	TOR	W	5-1	15-7-7
30	12/19	MTL	W	5-2	16-7-7
31	12/26	WPG	W	6-0	17-7-7
32	12/27	@ COL	L	3-4	17-8-7
33	12/29	@ LAK	L	3-4	17-9-7
34	12/31	PIT	W	4-2	18-9-7
35	1/2	BOS	W	2-1	19-9-7
36	1/5	WSH	T*	2-2	19-9-8
37	1/7	PHI	W	7-1	20-9-8
38	1/9	HFD	W	6-2	21-9-8
39	1/12	LAK	L	5-6	21-10-8
40	1/15	@ STL	L	1-2	21-11-8

#	DATE	OPPONENT	RESULT	SCORE	RECORD
41	1/16	STL	W	7-3	22-11-8
42	1/19	DET	L	4-5	22-12-8
43	1/21	@ BOS	L	0-3	22-13-8
44	1/23	@ QUE	L	4-6	22-14-8
45	1/26	LAK	T*	4-4	22-14-9
46	1/27	@ CHI	L	0-3	22-15-9
47	1/29	@ NYI	T*	2-2	22-15-10
48	1/31	@ PHI	L	2-4	22-16-10
49	2/2	VAN	L	4-5	22-17-10
50	2/3	COL	W	6-2	23-17-10
51	2/9	@ PIT	W	5-2	24-17-10
52	2/10	@ HFD	W	6-2	25-17-10
53	2/13	EDM	L	3-5	25-18-10
54	2/16	ATL	T*	2-2	25-18-11
55	2/18	QUE	W	6-2	26-18-11
56	2/19	@ ATL	T	4-4	26-18-12
57	2/21	@ NYI	W	5-2	27-18-12
58	2/23	NYR	W	6-3	28-18-12
59	2/24	@ DET	L	5-7	28-19-12
60	2/26	VAN	W	5-4	29-19-12
61	2/28	@ MTL	L	3-6	29-20-12
62	3/1	CHI	L	1-4	29-21-12
63	3/2	BUF	T*	2-2	29-21-13
64	3/5	@ QUE	T*	3-3	29-21-14
65	3/8	PHI	L	2-6	29-22-14
66	3/9	@ NYR	L	2-4	29-23-14
67	3/12	MTL	L	3-4	29-24-14
68	3/15	@ PIT	L	2-5	29-25-14
69	3/16	@ HFD	W	6-1	30-25-14
70	3/18	PIT	W	4-3	31-25-14
71	3/19	BOS	W	7-4	32-25-14
72	3/21	@ WSH	W	4-3	33-25-14
73	3/23	COL	W	7-1	34-25-14
74	3/25	TOR	W	7-2	35-25-14
75	3/28	@ WPG	W	2-1	36-25-14
76	3/30	@ VAN	L	3-5	36-26-14
77	4/1	NYI	T*	1-1	36-26-15
78	4/2	@ EDM	T*	1-1	36-26-16
79	4/5	@ TOR	L	1-2	36-27-16
80	4/6	@ BOS	L	2-4	36-28-16

178 | 1979-80

DALLAS STARS

GM: Lou Nanne | HEAD COACH: Harry Howell - Glen Sonmor

RECORD: 28-40-12 (68 Points) | STANDINGS: 4th Adams

1978-79 

PLAYER	GP	G	A	P	+/-	PIM	EV	PP	SHG	GWG
Bobby Smith	80	30	44	74	-8	39	21	9	0	4
Al MacAdam	69	24	34	58	E	30	18	6	0	4
Tim Young	73	24	32	56	-12	46	16	8	0	5
Glen Sharpley	80	19	34	53	-18	30	14	5	0	1
Mike Fidler	59	23	26	49	-25	42	19	4	0	3
Gary Sargent	79	12	32	44	-10	39	4	8	0	1
Steve Payne	70	23	17	40	-5	29	20	3	0	2
Brad Maxwell	70	9	28	37	-13	145	4	5	0	0
Kris Manery	60	17	19	36	-13	16	14	3	0	1
Per-Olov Brasar	68	6	28	34	-4	6	4	2	0	0
Greg Smith	80	5	27	32	-21	147	4	1	0	1
Ron Zanussi	63	14	16	30	+5	82	11	3	0	0
J.P. Parise	57	13	9	22	-12	45	12	1	0	0
Jean Potvin	64	5	16	21	-10	65	1	2	2	1
Tom Youngmans	76	8	10	18	-23	50	8	0	0	1
Mike Polich	73	6	10	16	-13	18	6	0	0	0
Kent-Erik Andersson	41	9	4	13	-6	4	5	2	2	4
Fred Barrett	45	1	9	10	-4	48	1	0	0	0
Bryan Maxwell	25	1	6	7	-13	46	1	0	0	0
Alex Pirus	15	1	3	4	-8	9	1	0	0	0
Bill Butters	49	0	4	4	-12	47	0	0	0	0
Jack Carlson	16	3	0	3	+2	40	3	0	0	0
Jim Roberts	11	2	1	3	-5	0	2	0	0	0
Bill Hogaboam	10	1	1	2	-1	0	1	0	0	0
Jim McKenny	10	1	1	2	-3	2	0	1	0	0
John Baby	2	0	1	1	-2	0	0	0	0	0
Chuck Arnason	1	0	0	0	E	0	0	0	0	0
Dan Chicoline	1	0	0	0	E	0	0	0	0	0
Mike Eaves	3	0	0	0	-1	0	0	0	0	0
Don Jackson	5	0	0	0	-1	2	0	0	0	0
Dennis Maruk	2	0	0	0	-1	0	0	0	0	0

GOALTENDER	GP	W	L	T	SA	SV	SV%	GAA	SO	A
Gilles Meloche	53	20	25	7	-	-	-	3.33	2	1
Gary Edwards	25	6	11	5	-	-	-	3.72	0	1
Pete LoPresti	7	2	4	0	-	-	-	4.87	0	0

SCHEDULE/ RESULTS

#	DATE	OPPONENT	RESULT	SCORE	RECORD
1	10/11	@ MTL	L	2-5	0-1-0
2	10/14	BUF	L	2-5	0-2-0
3	10/18	VAN	W	7-2	1-2-0
4	10/19	@ CHI	L	2-6	1-3-0
5	10/21	@ DET	T	4-4	1-3-1
6	10/25	BOS	T	2-2	1-3-2
7	10/28	COL	L	0-1	1-4-2
8	11/1	STL	W	9-1	2-4-2
9	11/4	BUF	W	2-1	3-4-2
10	11/5	@ BUF	L	1-2	3-5-2
11	11/7	@ NYI	L	2-5	3-6-2
12	11/8	@ NYR	W	5-3	4-6-2
13	11/10	@ VAN	W	3-2	5-6-2
14	11/11	@ LAK	L	1-8	5-7-2
15	11/15	WSH	L	2-3	5-8-2
16	11/18	NYR	L	2-7	5-9-2
17	11/19	@ BUF	L	2-9	5-10-2
18	11/22	NYI	L	1-4	5-11-2
19	11/24	@ PHI	L	3-4	5-12-2
20	11/25	LAK	L	1-4	5-13-2
21	11/29	TOR	L	3-5	5-14-2
22	12/1	@ ATL	W	4-3	6-14-2
23	12/2	ATL	W	5-3	7-14-2
24	12/6	LAK	W	4-0	8-14-2
25	12/9	COL	W	3-0	9-14-2
26	12/10	@ BOS	T	4-4	9-14-3
27	12/13	MTL	L	2-3	9-15-3
28	12/15	@ WSH	W	6-1	10-15-3
29	12/16	BUF	L	2-5	10-16-3
30	12/19	VAN	W	5-3	11-16-3
31	12/20	@ TOR	L	2-4	11-17-3
32	12/23	PIT	W	5-3	12-17-3
33	12/26	@ STL	W	6-4	13-17-3
34	12/27	WSH	W	6-1	14-17-3
35	12/30	@ COL	L	2-7	14-18-3
36	1/3	STL	T	3-3	14-18-4
37	1/6	BOS	L	2-5	14-19-4
38	1/8	@ MTL	L	1-3	14-20-4
39	1/10	@ TOR	T	2-2	14-20-5
40	1/11	@ BOS	L	4-6	14-21-5

#	DATE	OPPONENT	RESULT	SCORE	RECORD
41	1/13	CHI	W	4-3	15-21-5
42	1/15	@ NYR	W	8-1	16-21-5
43	1/16	@ PIT	L	0-5	16-22-5
44	1/19	@ COL	L	3-5	16-23-5
45	1/20	COL	T	3-3	16-23-6
46	1/24	TOR	T	2-2	16-23-7
47	1/27	PHI	W	3-1	17-23-7
48	1/28	@ BUF	W	3-1	18-23-7
49	1/30	@ NYI	W	5-4	19-23-7
50	2/1	DET	W	6-1	20-23-7
51	2/3	BUF	L	1-2	20-24-7
52	2/4	TOR	W	6-4	21-24-7
53	2/14	VAN	W	8-1	22-24-7
54	2/15	@ PIT	L	5-6	22-25-7
55	2/17	BOS	T	3-3	22-25-8
56	2/18	@ PHI	L	2-3	22-26-8
57	2/21	TOR	W	5-1	23-26-8
58	2/23	@ ATL	T	2-2	23-26-9
59	2/24	ATL	L	3-6	23-27-9
60	2/28	NYR	T	4-4	23-27-10
61	3/1	@ BUF	T	5-5	23-27-11
62	3/3	@ BOS	L	0-5	23-28-11
63	3/4	@ WSH	L	4-5	23-29-11
64	3/7	DET	W	5-1	24-29-11
65	3/10	BOS	L	3-4	24-30-11
66	3/11	@ STL	L	2-8	24-31-11
67	3/14	MTL	W	4-3	25-31-11
68	3/17	@ TOR	L	4-6	25-32-11
69	3/18	NYI	L	3-5	25-33-11
70	3/21	PHI	W	7-3	26-33-11
71	3/24	@ COL	W	3-1	27-33-11
72	3/25	@ VAN	L	1-2	27-34-11
73	3/27	PIT	L	1-5	27-35-11
74	3/29	@ BOS	L	4-7	27-36-11
75	3/31	@ TOR	L	2-6	27-37-11
76	4/1	@ DET	L	1-3	27-38-11
77	4/3	CHI	W	4-3	28-38-11
78	4/4	@ CHI	L	1-7	28-39-11
79	4/6	@ VAN	T	2-2	28-39-12
80	4/7	@ LAK	L	1-7	28-40-12



1977-78

GM: Jack Gordon - Lou Nanne | HEAD COACH: Ted Harris - Andre Beaulieu - Lou Nanne

RECORD: 18-53-9 (45 Points) | STANDINGS: 5th Smythe

SEASON-BY-SEASON

DALLAS
STARS

180 | 1977-78

PLAYER	GP	G	A	P	+/-	PIM	EV	PP	SHG	GWG
Roland Eriksson	78	21	39	60	-29	12	18	3	0	1
Tim Young	78	23	35	58	-37	64	18	5	0	2
Per-Olov Brasar	77	20	37	57	-7	6	11	7	2	2
Glen Sharpley	79	22	33	55	-33	42	16	6	0	3
Brad Maxwell	75	18	29	47	-57	100	6	12	0	0
Kent-Erik Andersson	73	15	18	33	-17	4	12	3	0	1
Ron Zanussi	68	15	17	32	-20	89	11	4	0	2
Steve Jensen	74	13	17	30	-30	73	11	2	0	1
Dean Talafoos	75	13	16	29	-16	25	11	2	0	2
Pierre Jarry	35	9	17	26	-9	2	8	1	0	1
Harvey Bennett	64	11	10	21	-32	91	10	1	0	0
Nick Beverley	57	7	14	21	-1	18	7	0	0	1
Tom Youngmans	72	10	8	18	-10	100	9	1	0	0
Jim Roberts	42	4	14	18	-14	19	4	0	0	0
Alex Pirus	61	9	6	15	-25	38	8	1	0	1
Fred Barrett	79	0	15	15	-35	59	0	0	0	0
Doug Hicks	61	2	9	11	-28	51	2	0	0	0
Bryan Maxwell	18	2	5	7	+2	41	1	1	0	0
Tom Reid	36	1	6	7	-26	21	1	0	0	1
Jerry Engele	52	1	5	6	-10	105	0	0	1	0
Bill Hogaboam	8	1	2	3	-5	4	1	0	0	0
Dennis O'Brien	13	0	2	2	-5	32	0	0	0	0
Bill Butters	23	1	0	1	-3	30	1	0	0	0
Bill Fairbairn	6	0	1	1	-1	0	0	0	0	0
Lou Nanne	26	0	1	1	-14	8	0	0	0	0
Chris Ahrens	1	0	0	0	E	0	0	0	0	0
Jim Boo	6	0	0	0	-6	22	0	0	0	0
Jamie Gallimore	2	0	0	0	E	0	0	0	0	0
Don Jackson	2	0	0	0	+1	2	0	0	0	0
Dean Magee	7	0	0	0	-3	4	0	0	0	0
GOALTENDER	GP	W	L	T	SA	SV	SV%	GAA	SO	A
Pete LoPresti	53	12	35	6	-	-	-	4.23	2	2
Paul Harrison	27	6	16	2	-	-	-	3.82	1	0
Gary Smith	3	0	2	1	-	-	-	3.00	0	0

SCHEDULE/ RESULTS

#	DATE	OPPONENT	RESULT	SCORE	RECORD	#	DATE	OPPONENT	RESULT	SCORE	RECORD
1	10/12	@ MTL	L	3-7	0-1-0	41	1/14	@ STL	L	2-5	9-27-5
2	10/15	VAN	L	3-5	0-2-0	42	1/18	NYI	L	2-5	9-28-5
3	10/19	@ ATL	L	1-5	0-3-0	43	1/21	CHI	L	1-4	9-29-5
4	10/20	CLV	L	4-7	0-4-0	44	1/22	ATL	L	3-4	9-30-5
5	10/22	DET	L	2-4	0-5-0	45	1/26	@ BUF	W	2-1	10-30-5
6	10/23	@ BUF	L	1-4	0-6-0	46	1/28	CLV	L	1-2	10-31-5
7	10/26	BOS	W	3-0	1-6-0	47	1/29	@ WSH	W	4-0	11-31-5
8	10/27	@ DET	L	1-3	1-7-0	48	1/31	@ ATL	L	4-7	11-32-5
9	10/29	WSH	W	7-4	2-7-0	49	2/1	@ PIT	L	1-6	11-33-5
10	11/2	NYI	W	3-2	3-7-0	50	2/4	BUF	L	2-4	11-34-5
11	11/5	CHI	L	2-5	3-8-0	51	2/8	@ NYR	L	0-3	11-35-5
12	11/7	@ MTL	W	5-3	4-8-0	52	2/11	VAN	W	3-2	12-35-5
13	11/9	@ CHI	T	2-2	4-8-1	53	2/12	COL	T	3-3	12-35-6
14	11/11	@ VAN	L	2-4	4-9-1	54	2/16	@ PHI	W	4-2	13-35-6
15	11/12	@ LAK	T	2-2	4-9-2	55	2/18	@ TOR	L	4-5	13-36-6
16	11/16	PIT	W	7-4	5-9-2	56	2/19	@ WSH	L	1-2	13-37-6
17	11/19	PHI	L	2-7	5-10-2	57	2/22	LAK	W	4-1	14-37-6
18	11/22	@ ATL	L	2-4	5-11-2	58	2/24	@ COL	L	2-3	14-38-6
19	11/23	NYI	L	2-9	5-12-2	59	2/25	@ VAN	L	1-5	14-39-6
20	11/26	COL	T	4-4	5-12-3	60	2/28	@ STL	L	1-7	14-40-6
21	11/29	ATL	W	4-3	6-12-3	61	3/1	STL	L	2-3	14-41-6
22	12/1	@ BOS	L	2-4	6-13-3	62	3/4	DET	L	1-3	14-42-6
23	12/3	NYR	L	0-4	6-14-3	63	3/5	@ DET	L	3-4	14-43-6
24	12/4	@ NYR	T	4-4	6-14-4	64	3/8	CHI	L	3-4	14-44-6
25	12/6	@ NYI	L	2-4	6-15-4	65	3/11	@ STL	T	1-1	14-44-7
26	12/7	@ TOR	L	3-6	6-16-4	66	3/13	MTL	L	2-5	14-45-7
27	12/10	BUF	L	2-4	6-17-4	67	3/16	@ BOS	L	2-7	14-46-7
28	12/11	@ CHI	L	3-8	6-18-4	68	3/17	@ CLV	T	4-4	14-46-8
29	12/14	MTL	W	3-2	7-18-4	69	3/19	NYR	T	7-7	14-46-9
30	12/16	TOR	L	5-8	7-19-4	70	3/21	PIT	W	7-1	15-46-9
31	12/17	@ COL	L	1-5	7-20-4	71	3/23	LAK	L	1-3	15-47-9
32	12/21	@ LAK	L	1-8	7-21-4	72	3/25	PHI	L	3-4	15-48-9
33	12/23	@ VAN	W	7-5	8-21-4	73	3/26	@ NYI	L	3-6	15-49-9
34	12/27	STL	W	1-0	9-21-4	74	3/28	VAN	W	9-4	16-49-9
35	12/29	@ PHI	L	2-5	9-22-4	75	3/29	@ CLV	L	3-7	16-50-9
36	1/4	NYR	L	3-5	9-23-4	76	4/1	@ COL	L	2-4	16-51-9
37	1/7	BOS	L	1-3	9-24-4	77	4/4	COL	W	5-3	17-51-9
38	1/8	STL	L	1-3	9-25-4	78	4/5	@ PIT	L	2-7	17-52-9
39	1/11	TOR	L	3-4	9-26-4	79	4/8	@ CHI	L	2-4	17-53-9
40	1/13	WSH	T	2-2	9-26-5	80	4/9	@ PHI	W	3-1	18-53-9

GM: Jack Gordon | HEAD COACH: Ted Harris

RECORD: 23-39-18 (64 Points) | STANDINGS: 2nd Smythe



PLAYER	GP	G	A	P	+/-	PIM	EV	PP	SHG	GWG
Tim Young	80	29	66	95	-32	58	19	10	0	2
Roland Eriksson	80	25	44	69	-29	10	15	10	0	1
Glen Sharpley	80	25	32	57	-21	48	22	2	1	6
Ernie Hicke	77	30	20	50	-32	41	20	10	0	5
Dean Talafoos	80	22	27	49	-29	10	13	9	0	2
Steve Jensen	78	22	23	45	-6	62	16	4	2	1
Alex Pirus	79	20	17	37	-20	47	19	1	0	1
Bill Fairbairn	51	9	20	29	-1	2	7	0	2	2
Bill Hogaboam	73	10	15	25	-17	16	10	0	0	0
Dennis O'Brien	75	6	18	24	-35	114	4	2	0	1
Lou Nanne	68	2	20	22	-24	12	0	2	0	0
Pierre Jarry	21	8	13	21	-6	2	4	4	0	1
Jim Roberts	53	11	8	19	-9	14	10	1	0	0
Doug Hicks	79	5	14	19	-31	68	3	1	1	0
Nick Beverley	52	2	17	19	E	6	2	0	0	0
Tom Youngmans	78	8	6	14	-11	35	4	1	3	0
Dwight Bialowas	18	1	9	10	-3	0	0	1	0	0
Fred Barrett	60	1	8	9	-31	46	1	0	0	0
Jerry Engele	31	1	7	8	+3	41	1	0	0	1
Tom Reid	65	0	8	8	-16	52	0	0	0	0
Bill Goldsworthy	16	2	3	5	-8	6	1	1	0	0
Rich Nantais	40	1	3	4	-8	53	1	0	0	0
Blake Dunlop	3	0	1	1	-2	0	0	0	0	0
Chris Ahrens	2	0	0	0	+1	5	0	0	0	0

GOALTENDER	GP	W	L	T	SA	SV	SV%	GAA	SO	A
Pete LoPresti	44	13	20	10	-	-	-	3.61	1	1
Gary Smith	36	10	17	8	-	-	-	3.99	1	0
Paul Harrison	2	0	2	0	-	-	-	5.50	0	0

SCHEDULE/ RESULTS

#	DATE	OPPONENT	RESULT	SCORE	RECORD	#	DATE	OPPONENT	RESULT	SCORE	RECORD
1	10/6	@ NYR	L	5-6	0-1-0	41	1/12	@ VAN	L	3-5	10-22-9
2	10/7	@ BOS	L	2-6	0-2-0	42	1/15	@ BOS	L	3-3	10-22-10
3	10/9	COL	W	4-1	1-2-0	43	1/16	@ PHI	L	2-4	10-23-10
4	10/12	NYR	L	4-10	1-3-0	44	1/18	@ NYI	L	2-7	10-24-10
5	10/16	BUF	L	1-2	1-4-0	45	1/20	ATL	T	4-4	10-24-11
6	10/17	@ CHI	L	0-3	1-5-0	46	1/22	BUF	W	4-3	11-24-11
7	10/20	ATL	W	4-3	2-5-0	47	1/23	TOR	L	2-5	11-25-11
8	10/22	@ COL	T	3-3	2-5-1	48	1/26	@ LAK	W	3-2	12-25-11
9	10/23	CHI	W	4-3	3-5-1	49	1/29	@ VAN	L	3-4	12-26-11
10	10/27	@ TOR	W	5-3	4-5-1	50	1/30	@ COL	L	2-4	12-27-11
11	10/30	TOR	L	1-5	4-6-1	51	2/2	@ PIT	L	2-5	12-28-11
12	10/31	@ PHI	L	1-9	4-7-1	52	2/5	VAN	T	5-5	12-28-12
13	11/3	MTL	L	2-5	4-8-1	53	2/6	@ CHI	W	3-0	13-28-12
14	11/6	@ NYI	L	2-5	4-9-1	54	2/9	COL	L	6-8	13-29-12
15	11/7	@ WSH	L	1-4	4-10-1	55	2/12	DET	T	2-2	13-29-13
16	11/10	PIT	W	3-2	5-10-1	56	2/13	@ BUF	L	2-6	13-30-13
17	11/13	NYI	L	2-3	5-11-1	57	2/15	@ WSH	T	3-3	13-30-14
18	11/14	BUF	T	4-4	5-11-2	58	2/17	WSH	T	4-4	13-30-15
19	11/17	CLV	T	3-3	5-11-3	59	2/19	CHI	W	6-2	14-30-15
20	11/19	@ MTL	L	3-6	5-12-3	60	2/20	@ COL	L	2-3	14-31-15
21	11/20	@ TOR	L	3-8	5-13-3	61	2/23	BOS	W	2-1	15-31-15
22	11/24	STL	L	2-4	5-14-3	62	2/25	@ ATL	L	2-6	15-32-15
23	11/27	WSH	W	6-1	6-14-3	63	2/26	VAN	W	3-0	16-32-15
24	11/28	@ NYR	L	1-4	6-15-3	64	3/1	PHI	L	2-5	16-33-15
25	12/1	PHI	T	2-2	6-15-4	65	3/5	COL	W	6-3	17-33-15
26	12/4	NYR	L	4-11	6-16-4	66	3/6	STL	W	3-2	18-33-15
27	12/7	@ PIT	L	2-6	6-17-4	67	3/8	@ NYI	W	3-1	19-33-15
28	12/8	ATL	L	0-5	6-18-4	68	3/9	@ NYR	L	4-6	19-34-15
29	12/10	@ ATL	T	3-3	6-18-5	69	3/12	STL	T	3-3	19-34-16
30	12/11	@ STL	T	1-1	6-18-6	70	3/13	NYI	T	5-5	19-34-17
31	12/14	PHI	T	3-3	6-18-7	71	3/16	MTL	L	2-5	19-35-17
32	12/18	VAN	L	1-3	6-19-7	72	3/18	@ CLV	T	2-2	19-35-18
33	12/21	CHI	T	3-3	6-19-8	73	3/20	DET	W	2-1	20-35-18
34	12/22	CLV	L	3-4	6-20-8	74	3/22	PIT	L	2-4	20-36-18
35	12/28	LAK	W	8-3	7-20-8	75	3/26	@ CHI	L	2-7	20-37-18
36	12/30	@ MTL	T	5-5	7-20-9	76	3/28	STL	W	5-4	21-37-18
37	1/1	@ STL	L	1-3	7-21-9	77	3/29	CLV	W	4-2	22-37-18
38	1/5	LAK	W	5-2	8-21-9	78	3/31	@ DET	W	3-1	23-37-18
39	1/6	@ DET	W	7-2	9-21-9	79	4/2	@ LAK	L	2-7	23-38-18
40	1/8	BOS	W	3-1	10-21-9	80	4/3	@ VAN	L	3-6	23-39-18



1975-76

GM: Jack Gordon | HEAD COACH: Ted Harris

RECORD: 20-53-7 (47 Points) | STANDINGS: 4th Smythe

PLAYER	GP	G	A	P	+/-	PIM	EV	PP	SHG	GWG
Tim Young	63	18	33	51	-10	71	13	5	0	2
Dean Talafoous	79	18	30	48	-12	18	13	4	1	2
Bill Goldsworthy	68	24	22	46	-19	47	18	6	0	3
Dennis Hextall	59	11	35	46	-29	93	9	2	0	0
Ernie Hicke	80	23	19	42	-31	77	17	6	0	4
Pierre Jarry	59	21	18	39	-7	32	18	3	0	0
Bryan Hextall	58	8	20	28	-16	84	4	3	1	1
Dwight Bialowas	58	5	18	23	-9	22	0	5	0	1
Blake Dunlop	33	9	11	20	-9	8	8	1	0	1
Glen Sather	72	9	10	19	-8	94	8	1	0	1
Craig Cameron	78	8	10	18	-27	34	7	1	0	0
Doug Hicks	80	5	13	18	-17	54	2	3	0	1
Lou Nanne	79	3	14	17	-34	45	1	2	0	0
Dennis O'Brien	78	1	14	15	-26	187	1	0	0	0
Tom Reid	69	0	15	15	-24	52	0	0	0	0
Bill Hogaboam	18	7	7	14	-4	6	6	1	0	0
Steve Jensen	19	7	6	13	-5	6	6	1	0	1
Dave Cressman	80	4	8	12	-4	33	4	0	0	1
Fred Barrett	79	2	9	11	-25	66	2	0	0	1
Norm Gratton	32	7	3	10	-12	14	4	3	0	0
John Flesch	33	3	2	5	-8	47	2	1	0	0
Doug Rombough	19	2	2	4	-4	6	2	0	0	1
Bill Plager	20	0	3	3	-5	21	0	0	0	0
Mike Antonovich	12	0	2	2	-4	8	0	0	0	0
Jerry Engele	17	0	1	1	-12	16	0	0	0	0
Chris Ahrens	2	0	0	0	-1	2	0	0	0	0
Rich Nantais	5	0	0	0	-1	17	0	0	0	0
GOALTENDER	GP	W	L	T	SA	SV	SV%	GAA	SO	A
Cesare Maniago	47	13	27	5	-	-	-	3.35	2	0
Pete LoPresti	34	7	22	1	-	-	-	4.13	1	0
Paul Harrison	6	0	4	1	-	-	-	5.47	0	0

SCHEDULE / RESULTS

#	DATE	OPPONENT	RESULT	SCORE	RECORD	#	DATE	OPPONENT	RESULT	SCORE	RECORD
1	10/8	VAN	L	2-3	0-1-0	41	1/14	TOR	L	5-6	13-26-2
2	10/11	PHI	L	5-9	0-2-0	42	1/17	WSH	W	7-3	14-26-2
3	10/15	CAL	W	4-1	1-2-0	43	1/18	@ BUF	L	1-4	14-27-2
4	10/18	CHI	L	1-3	1-3-0	44	1/21	VAN	W	5-1	15-27-2
5	10/19	@ CHI	L	2-3	1-4-0	45	1/23	@ VAN	L	3-8	15-28-2
6	10/22	@ CAL	L	2-4	1-5-0	46	1/25	@ PIT	T	1-1	15-28-3
7	10/24	@ VAN	L	2-4	1-6-0	47	1/27	@ NYI	L	3-4	15-29-3
8	10/26	@ LAK	L	2-4	1-7-0	48	1/28	KCS	W	9-3	16-29-3
9	10/29	KCS	W	2-0	2-7-0	49	1/31	PHI	T	3-3	16-29-4
10	11/1	PIT	W	7-3	3-7-0	50	2/1	@ NYR	L	2-3	16-30-4
11	11/5	STL	L	1-4	3-8-0	51	2/4	@ DET	L	0-5	16-31-4
12	11/7	@ ATL	L	2-3	3-9-0	52	2/7	BUF	L	3-4	16-32-4
13	11/9	@ CHI	L	0-3	3-10-0	53	2/8	@ TOR	L	1-4	16-33-4
14	11/11	@ MTL	L	0-6	3-11-0	54	2/11	BOS	L	2-5	16-34-4
15	11/13	@ BOS	L	0-6	3-12-0	55	2/14	DET	L	2-3	16-35-4
16	11/15	NYR	L	2-5	3-13-0	56	2/15	CAL	L	3-7	16-36-4
17	11/18	@ STL	W	5-1	4-13-0	57	2/17	@ LAK	L	1-2	16-37-4
18	11/19	MTL	L	0-6	4-14-0	58	2/18	@ CAL	L	3-6	16-38-4
19	11/22	ATL	L	3-6	4-15-0	59	2/20	@ VAN	L	0-7	16-39-4
20	11/26	NYI	L	1-9	4-16-0	60	2/22	@ KCS	W	6-3	17-39-4
21	11/29	WSH	W	5-3	5-16-0	61	2/24	NYI	L	2-7	17-40-4
22	12/3	TOR	W	3-1	6-16-0	62	2/26	@ PHI	L	2-3	17-41-4
23	12/6	KCS	W	5-3	8-18-0	63	2/28	NYR	W	5-3	18-41-4
24	12/7	@ PHI	L	1-6	7-17-0	64	3/1	@ TOR	L	2-4	18-42-4
25	12/9	@ NYI	L	0-6	7-18-0	65	3/2	PIT	L	2-6	18-43-4
26	12/11	@ KCS	W	5-3	8-18-0	66	3/6	@ PIT	L	0-5	18-44-4
27	12/13	CHI	W	2-1	9-18-0	67	3/7	VAN	L	3-4	18-45-4
28	12/14	@ WSH	T	4-4	9-18-1	68	3/10	ATL	L	1-4	18-46-4
29	12/17	ATL	W	3-2	10-18-1	69	3/13	CHI	L	1-4	18-47-4
30	12/18	@ BUF	L	2-5	10-19-1	70	3/14	BUF	L	2-8	18-48-4
31	12/20	DET	W	5-3	11-19-1	71	3/16	@ NYI	W	3-1	19-48-4
32	12/21	@ NYR	L	0-2	11-20-1	72	3/17	@ NYR	L	1-3	19-49-4
33	12/26	@ WSH	T	1-1	11-20-2	73	3/21	LAK	T	4-4	19-49-5
34	12/27	@ MTL	L	1-2	11-21-2	74	3/23	PHI	T	3-3	19-49-6
35	12/29	LAK	W	2-1	12-21-2	75	3/24	@ KCS	W	4-1	20-49-6
36	12/31	BOS	L	1-6	12-22-2	76	3/27	@ STL	L	3-6	20-50-6
37	1/3	@ STL	L	2-3	12-23-2	77	3/28	@ CHI	L	3-5	20-51-6
38	1/7	MTL	L	1-2	12-24-2	78	3/30	STL	L	3-5	20-51-6
39	1/8	@ DET	L	0-5	12-25-2	79	4/2	@ ATL	L	2-4	20-53-6
40	1/10	STL	W	2-0	13-25-2	80	4/4	@ BOS	T	2-2	20-53-7

GM: Jack Gordon | HEAD COACH: Charlie Burns+Jack Gordon

RECORD: 23-50-7 (53 Points) | STANDINGS: 4th Smythe

1974-75 

PLAYER	GP	G	A	P	+/-	PIM	EV	PP	SHG	GWG
Dennis Hextall	80	17	57	74	-44	147	13	4	0	2
Bill Goldsworthy	71	37	35	72	-37	77	25	11	1	3
Murray Oliver	80	19	15	34	-19	24	15	3	1	1
Henry Boucha	51	15	14	29	-12	23	14	1	0	1
Ernie Hicke	42	15	13	28	-26	51	8	7	0	1
Blake Dunlop	52	9	18	27	-7	8	7	2	0	3
Norm Gratton	34	14	12	26	-11	8	10	4	0	1
Fred Stanfield	40	8	18	26	-14	12	6	2	0	1
J.P. Parise	38	9	16	25	-18	40	8	1	0	0
Dean Talaious	43	8	17	25	-17	6	8	0	0	2
Barry Gibbs	37	4	20	24	-13	22	2	2	0	1
John Flesch	57	8	15	23	-19	47	6	2	0	1
Jude Drouin	38	4	18	22	-19	16	3	1	0	1
Fred Barrett	62	3	18	21	-21	82	3	0	0	0
Doug Hicks	80	6	12	18	-25	51	5	1	0	0
Craig Cameron	40	10	7	17	+5	12	9	1	0	1
Dennis O'Brien	56	6	10	16	-11	125	5	0	1	1
Don Martineau	76	6	9	15	-13	61	6	0	0	0
Lou Nanne	49	6	9	15	-24	35	5	1	0	0
Doug Rombough	40	6	9	15	+1	33	6	0	0	1
Dwight Bialowas	40	2	10	12	-5	2	1	1	0	0
Tom Reid	74	1	5	6	-39	103	1	0	0	1
Rich Nantais	18	4	1	5	+1	9	4	0	0	1
Rod Norrish	12	1	2	3	-2	2	1	0	0	0
Dave Cressman	5	2	0	2	+2	4	2	0	0	0
Alain Langlais	11	1	1	2	-3	2	1	0	0	0
Chris Ahrens	44	0	2	2	-27	77	0	0	0	0
Rick Chinnick	3	0	1	1	E	0	0	0	0	0
Bob Cook	2	0	1	1	-1	0	0	0	0	0
Tom Colley	1	0	0	0	-3	2	0	0	0	0
Kim MacDougall	1	0	0	0	-1	0	0	0	0	0
Bill Plager	7	0	0	0	-3	8	0	0	0	0
John Rogers	4	0	0	0	-1	0	0	0	0	0
GOALTENDER	GP	W	L	T	SA	SV	SV%	GAA	SO	A
Cesare Maniago	37	11	21	4	-	-	-	4.20	1	0
Pete LoPresti	35	9	20	3	-	-	-	4.19	1	0
Fern Rivard	15	3	9	0	-	-	-	4.24	0	0

SCHEDULE/ RESULTS

#	DATE	OPPONENT	RESULT	SCORE	RECORD
1	10/9	PIT	L	2-4	0-1-0
2	10/12	WSH	W	6-0	1-1-0
3	10/16	VAN	T	1-1	1-1-1
4	10/19	BUF	L	1-2	1-2-1
5	10/20	@ CHI	L	0-6	1-3-1
6	10/22	@ VAN	W	3-2	2-3-1
7	10/25	@ ATL	T	2-2	2-3-2
8	10/26	@ NYI	L	0-4	2-4-2
9	10/30	BOS	T	3-3	2-4-3
10	11/3	@ BOS	L	1-10	2-5-3
11	11/4	@ MTL	L	1-6	2-6-3
12	11/6	@ TOR	L	4-7	2-7-3
13	11/7	@ PHI	L	0-2	2-8-3
14	11/9	TOR	W	7-5	3-8-3
15	11/13	DET	W	7-4	4-8-3
16	11/14	@ BUF	L	3-5	4-9-3
17	11/16	KCS	W	3-1	5-9-3
18	11/18	@ MTL	L	4-9	5-10-3
19	11/21	STL	W	3-2	6-10-3
20	11/23	CAL	W	3-1	7-10-3
21	11/24	@ WSH	T	4-4	7-10-4
22	11/27	WSH	W	6-4	8-10-4
23	11/30	CHI	W	5-3	9-10-4
24	12/1	@ CHI	L	0-3	9-11-4
25	12/3	@ VAN	L	5-6	9-12-4
26	12/4	@ LAK	L	1-4	9-13-4
27	12/6	@ CAL	L	3-5	9-14-4
28	12/8	@ BUF	L	0-5	9-15-4
29	12/10	MTL	L	3-5	9-16-4
30	12/12	@ PHI	L	0-6	9-17-4
31	12/14	BUF	W	4-2	10-17-4
32	12/18	@ NYR	L	0-7	10-18-4
33	12/21	PIT	W	8-7	11-18-4
34	12/26	@ DET	T	4-4	11-18-5
35	12/28	@ STL	L	2-4	11-19-5
36	12/30	NYR	L	1-8	11-20-5
37	1/2	@ PIT	L	3-6	11-21-5
38	1/4	BOS	L	0-8	11-22-5
39	1/6	@ KCS	L	2-5	11-23-5
40	1/8	LAK	L	2-4	11-24-5

#	DATE	OPPONENT	RESULT	SCORE	RECORD
41	1/15	NYR	L	3-5	11-25-6
42	1/18	@ STL	L	4-5	11-26-6
43	1/19	@ DET	T	4-4	11-26-6
44	1/23	MTL	L	0-7	11-27-6
45	1/25	KCS	W	4-1	12-27-6
46	1/28	@ NYI	L	2-6	12-28-6
47	1/29	NYI	L	3-4	12-29-6
48	2/1	@ KCS	W	3-2	13-29-6
49	2/2	ATL	L	3-5	13-30-6
50	2/5	CHI	L	1-2	13-31-6
51	2/6	@ BOS	L	2-3	13-32-6
52	2/8	PHI	W	5-0	14-32-6
53	2/9	@ ATL	W	3-2	15-32-6
54	2/12	NYI	L	2-4	15-33-6
55	2/15	NYR	L	2-9	15-34-6
56	2/16	CAL	W	8-4	16-34-6
57	2/19	ATL	L	2-4	16-35-6
58	2/22	VAN	W	4-1	17-35-6
59	2/23	@ KCS	L	2-4	17-36-6
60	2/25	TOR	L	2-9	17-37-6
61	2/26	@ CAL	W	3-1	18-37-6
62	3/1	@ LAK	L	4-7	18-38-6
63	3/4	VAN	W	6-4	19-38-6
64	3/5	PHI	L	2-9	19-39-6
65	3/8	@ TOR	L	3-5	19-40-6
66	3/9	STL	L	4-5	19-41-6
67	3/12	@ ATL	L	4-9	19-42-6
68	3/15	CHI	L	2-5	19-43-6
69	3/16	DET	W	4-3	20-43-6
70	3/18	LAK	L	3-5	20-44-6
71	3/20	@ WSH	W	5-1	21-44-6
72	3/22	@ PHI	L	0-4	21-45-6
73	3/23	NYI	T	3-3	21-45-7
74	3/25	KCS	W	2-1	22-45-7
75	3/26	@ NYR	W	4-2	23-45-7
76	3/29	@ STL	L	1-2	23-46-7
77	3/30	@ PIT	L	1-4	23-47-7
78	4/1	STL	L	3-7	23-48-7
79	4/4	@ VAN	L	1-4	23-49-7
80	4/6	@ CHI	L	0-3	23-50-7



1973-74

GM: Jack Gordon | HEAD COACH: Jack Gordon - Parker MacDonald

RECORD: 23-38-17 (63 Points) | STANDINGS: 7th West

SEASON-BY-SEASON

PLAYER	GP	G	A	P	+/-	PIM	EV	PP	SHG	GWG
Dennis Hextall	78	20	62	82	+4	138	17	2	1	3
Bill Goldsworthy	74	48	26	74	+3	73	35	12	1	4
Danny Grant	78	29	35	64	-1	16	26	3	0	3
J.P. Parise	78	18	37	55	-8	42	16	2	0	1
Fred Stanfield	71	16	28	44	-14	10	13	3	0	2
Jude Drouin	65	19	24	43	-11	30	15	4	0	2
Barry Gibbs	76	9	29	38	-17	82	6	3	0	0
Murray Oliver	78	17	20	37	-13	4	13	3	1	0
Buster Harvey	72	16	17	33	-11	14	15	1	0	3
Lou Nanne	76	11	21	32	-1	46	9	2	0	2
Gary Bergman	57	3	23	26	-12	66	2	1	0	1
Tom Reid	76	4	19	23	-22	81	4	0	0	0
Tony Featherstone	54	9	12	21	-9	4	7	0	2	0
Dennis O'Brien	77	5	12	17	10	166	5	0	0	2
Gary Gambucci	42	1	7	8	+5	9	1	0	0	0
Fred Barrett	40	0	7	7	-1	12	0	0	0	0
Alain Langlais	14	3	3	6	-6	8	3	0	0	0
John Rogers	10	2	4	6	+1	0	2	0	0	0
Dean Prentice	24	2	3	5	-11	4	2	0	0	0
Terry Holbrook	22	1	3	4	-3	4	0	1	0	0
Rod Norrish	9	2	1	3	-3	0	2	0	0	0
Chris Ahrens	3	0	1	1	+1	0	0	0	0	0
Rick Chinnick	1	0	1	1	E	0	0	0	0	0
Ted Harris	12	0	1	1	-8	4	0	0	0	0
Jerry Byers	10	0	0	0	-5	0	0	0	0	0
Blake Dunlop	12	0	0	0	-3	2	0	0	0	0
Bill Plager	1	0	0	0	-1	2	0	0	0	0
GOALTENDER	GP	W	L	T	SA	SV	SV%	GAA	SO	A
Cesare Maniago	40	12	18	10	-	-	-	3.48	1	0
Gump Worsley	29	8	14	5	-	-	-	3.22	0	0
Fern Rivard	13	3	6	2	-	-	-	4.28	1	0

SCHEDULE/ RESULTS

#	DATE	OPPONENT	RESULT	SCORE	RECORD	#	DATE	OPPONENT	RESULT	SCORE	RECORD
1	10/10	MTL	L	2-5	0-1-0	40	1/10	@ PHI	L	4-7	12-18-10
2	10/13	BUF	L	3-4	0-2-0	41	1/12	NYI	L	3-4	12-19-10
3	10/14	@ CHI	T	1-1	0-2-1	42	1/15	@ STL	W	5-3	13-19-10
4	10/17	PIT	L	2-4	0-3-1	43	1/17	@ MTL	L	1-6	13-20-10
5	10/18	@ DET	T	4-4	0-3-2	44	1/19	TOR	W	5-3	14-20-10
6	10/20	STL	T	4-4	0-3-3	45	1/23	@ LAK	L	1-3	14-21-10
7	10/23	@ TOR	T	2-2	0-3-4	46	1/25	@ VAN	W	5-4	15-21-10
8	10/25	@ NYI	T	1-1	0-3-5	47	1/27	@ CAL	T	2-2	15-21-11
9	10/27	@ MTL	L	2-4	0-4-5	48	1/31	@ TOR	L	1-3	15-22-11
10	10/28	@ BOS	T	3-3	0-4-6	49	2/2	NYR	L	1-3	15-23-11
11	10/31	BOS	L	0-5	0-5-6	50	2/3	@ NYR	T	5-5	15-23-12
12	11/3	CHI	W	5-4	1-5-6	51	2/5	@ NYI	L	2-6	15-24-12
13	11/7	LAK	W	5-2	2-5-6	52	2/6	MTL	W	4-3	16-24-12
14	11/10	DET	L	2-4	2-6-6	53	2/9	@ TOR	L	1-4	16-25-12
15	11/13	@ PIT	L	2-5	2-7-6	54	2/10	@ BOS	L	0-4	16-26-12
16	11/14	VAN	W	6-3	3-7-6	55	2/13	VAN	T	3-3	16-26-13
17	11/17	NYR	L	3-6	3-8-6	56	2/16	@ STL	W	4-2	17-26-13
18	11/21	MTL	L	3-4	3-9-6	57	2/17	CAL	W	7-1	18-26-13
19	11/22	@ STL	L	1-2	3-10-6	58	2/20	BOS	T	5-5	18-26-14
20	11/24	CAL	W	6-3	4-10-6	59	2/23	ATL	L	3-5	18-27-14
21	11/28	@ CAL	L	1-5	4-11-6	60	2/27	CHI	L	1-3	18-28-14
22	11/30	@ VAN	W	5-4	5-11-6	61	2/28	@ PHI	T	2-2	18-28-15
23	12/1	@ LAK	T	1-1	5-11-7	62	3/2	NYR	L	1-3	18-29-15
24	12/6	TOR	L	1-4	5-12-7	63	3/6	BUF	T	4-4	18-29-16
25	12/8	DET	W	3-0	6-12-7	64	3/8	@ ATL	L	1-3	18-30-16
26	12/9	@ CHI	L	3-5	6-13-7	65	3/10	STL	W	8-1	19-30-16
27	12/11	LAK	W	6-3	7-13-7	66	3/13	ATL	W	5-1	20-30-16
28	12/13	@ BOS	L	2-4	7-14-7	67	3/16	PHI	L	2-4	20-31-16
29	12/15	BUF	W	4-3	8-14-7	68	3/17	@ BUF	L	2-5	20-32-16
30	12/19	ATL	W	4-2	9-14-7	69	3/19	CAL	W	6-3	21-32-16
31	12/22	@ LAK	L	2-5	9-15-7	70	3/23	PIT	W	5-1	22-32-16
32	12/23	@ CAL	T	2-2	9-15-8	71	3/24	@ CHI	L	0-6	22-33-16
33	12/26	NYI	W	1-0	10-15-8	72	3/26	LAK	W	5-1	23-33-16
34	12/28	@ VAN	W	5-3	11-15-8	73	3/27	@ PIT	T	3-3	23-33-17
35	12/30	@ NYR	L	3-4	11-16-8	74	3/30	@ ATL	L	1-4	23-34-17
36	1/2	PIT	W	8-4	12-16-8	75	3/31	@ BUF	L	1-6	23-35-17
37	1/5	PHI	T	3-3	12-16-9	76	4/2	PHI	L	3-6	23-36-17
38	1/6	@ DET	L	6-9	12-17-9	77	4/6	@ NYI	L	2-4	23-37-17
39	1/9	DET	T	2-2	12-17-10	78	4/7	@ PHI	L	2-6	23-38-17

GM: Wren Blair | HEAD COACH: Jack Gordon

RECORD: 37-30-11 (85 Points) | STANDINGS: 3rd West



PLAYER	GP	G	A	P	+/-	PIM	EV	PP	SHG	GWG
Dennis Hextall	78	30	52	82	+29	140	27	3	0	4
J.P. Parise	78	27	48	75	+18	96	21	6	0	4
Jude Drouin	78	27	46	73	+12	61	24	3	0	5
Danny Grant	78	32	35	67	+23	12	29	3	0	6
Bill Goldsworthy	75	27	33	60	+24	97	19	8	0	2
Buster Harvey	68	21	34	55	+23	16	18	3	0	3
Dean Prentice	73	26	16	42	+3	22	21	5	0	5
Murray Oliver	75	11	31	42	+4	10	9	2	0	2
Lou Nanne	74	15	20	35	+19	39	13	2	0	2
Barry Gibbs	63	10	24	34	+14	54	8	2	0	0
Ted Harris	78	7	23	30	+25	83	7	0	0	1
Bob Nevin	66	5	13	18	-12	0	5	0	0	1
Doug Mohns	67	4	13	17	+11	52	4	0	0	1
Dennis O'Brien	74	3	11	14	+11	75	3	0	0	0
Tom Reid	60	1	13	14	+15	50	1	0	0	0
Charlie Burns	65	4	7	11	-3	13	3	0	1	0
Fred Barrett	46	2	4	6	+14	21	2	0	0	0
Terry Holbrook	21	2	3	5	-4	0	2	0	0	1
Jerry Byers	14	0	2	2	-2	6	0	0	0	0
Jim McElmury	7	0	1	1	+1	2	0	0	0	0
Don Blackburn	4	0	0	0	E	4	0	0	0	0
Bruce McIntosh	2	0	0	0	E	0	0	0	0	0

GOALTENDER	GP	W	L	T	SA	SV	SV%	GAA	SO	A
Cesare Maniago	47	21	18	6	-	-	-	2.89	5	0
Gilles Gilbert	22	10	10	2	-	-	-	3.05	2	0
Gump Worsley	12	6	2	3	-	-	-	2.88	0	0

SCHEDULE/ RESULTS

#	DATE	OPPONENT	RESULT	SCORE	RECORD
1	10/7	@ MTL	L	0-3	0-1-0
2	10/11	CAL	W	5-2	1-1-0
3	10/14	VAN	T	3-3	1-1-1
4	10/15	@ NYR	L	2-6	1-2-1
5	10/18	@ STL	W	6-0	2-2-1
6	10/21	ATL	L	2-3	2-3-1
7	10/24	@ STL	W	2-1	3-3-1
8	10/25	TOR	L	3-4	3-4-1
9	10/28	PHI	W	2-1	4-4-1
10	10/29	@ BUF	L	1-2	4-5-1
11	11/1	STL	T	3-3	4-5-2
12	11/4	CHI	W	5-3	5-5-2
13	11/8	CAL	W	5-2	6-5-2
14	11/10	@ ATL	L	1-5	6-6-2
15	11/11	NYI	W	3-0	7-6-2
16	11/14	LAK	W	4-1	8-6-2
17	11/15	@ PIT	L	1-7	8-7-2
18	11/18	@ TOR	T	4-4	8-7-3
19	11/19	@ CHI	W	5-1	9-7-3
20	11/22	TOR	W	3-1	10-7-3
21	11/25	@ LAK	W	3-0	11-7-3
22	11/26	@ VAN	W	3-1	12-7-3
23	11/29	ATL	W	5-0	13-7-3
24	12/2	BUF	W	8-6	14-7-3
25	12/3	@ BUF	L	4-7	14-8-3
26	12/6	@ MTL	L	3-6	14-9-3
27	12/7	@ PHI	L	2-6	14-10-3
28	12/9	DET	W	7-0	15-10-3
29	12/10	@ CHI	L	1-5	15-11-3
30	12/13	PHI	W	7-2	16-11-3
31	12/16	NYR	W	5-1	17-11-3
32	12/17	@ DET	L	4-6	17-12-3
33	12/20	@ CAL	W	5-2	18-12-3
34	12/23	@ NYI	L	2-4	18-13-3
35	12/27	MTL	W	3-2	19-13-3
36	12/29	BOS	L	0-2	19-14-3
37	12/31	@ DET	T	4-4	19-14-4
38	1/6	CHI	L	0-2	19-15-4
39	1/8	@ MTL	T	3-3	19-15-5

#	DATE	OPPONENT	RESULT	SCORE	RECORD
40	1/10	MTL	L	0-6	19-16-5
41	1/11	@ BOS	T	1-1	19-16-6
42	1/13	NYI	W	8-1	20-16-6
43	1/16	@ NYI	W	1-0	21-16-6
44	1/18	@ PHI	L	1-6	21-17-6
45	1/20	CHI	T	3-3	21-17-7
46	1/21	@ DET	W	5-3	22-17-7
47	1/23	LAK	T	5-5	22-17-8
48	1/25	@ BUF	L	2-5	22-18-8
49	1/28	@ CHI	L	1-5	22-19-8
50	2/1	@ ATL	L	1-3	22-20-8
51	2/3	@ PIT	L	1-2	22-21-8
52	2/4	PIT	W	4-3	23-21-8
53	2/7	BOS	L	2-3	23-22-8
54	2/8	@ STL	L	2-3	23-23-8
55	2/10	DET	W	3-1	24-23-8
56	2/11	VAN	W	6-3	25-23-8
57	2/14	STL	W	5-2	26-23-8
58	2/17	BOS	W	5-2	27-23-8
59	2/18	@ PHI	L	1-5	27-24-8
60	2/21	STL	L	2-5	27-25-8
61	2/24	BUF	W	4-2	28-25-8
62	2/25	@ NYR	L	5-6	28-26-8
63	2/28	CAL	W	7-3	29-26-8
64	3/3	ATL	W	3-0	30-26-8
65	3/4	@ PIT	W	5-2	31-26-8
66	3/7	PIT	W	10-4	32-26-8
67	3/10	@ TOR	L	3-4	32-27-8
68	3/11	NYI	W	2-1	33-27-8
69	3/13	LAK	T	2-2	33-27-9
70	3/15	TOR	W	5-2	34-27-9
71	3/17	@ LAK	W	4-3	35-27-9
72	3/18	@ CAL	L	0-2	35-28-9
73	3/20	NYR	L	1-6	35-29-9
74	3/22	@ BOS	L	3-5	35-30-9
75	3/25	@ NYR	W	2-1	36-30-9
76	3/27	VAN	W	4-3	37-30-9
77	3/28	@ STL	T	3-3	37-30-10
78	3/30	@ VAN	T	3-3	37-30-11



1971-72

GM: Wren Blair | HEAD COACH: Jack Gordon

RECORD: 37-29-12 (86 Points) | STANDINGS: 2nd West

SEASON-BY-SEASON

PLAYER	GP	G	A	P	+/-	PIM	EV	PP	SHG	GWG
Bill Goldsworthy	78	31	31	62	+11	59	25	6	0	8
Murray Oliver	77	27	29	56	+9	16	20	7	0	4
Jude Drouin	63	13	43	56	+4	31	10	3	0	5
Lou Nanne	78	21	28	49	-5	27	14	7	0	6
Dean Prentice	71	20	27	47	+4	14	13	7	0	1
Danny Grant	78	18	25	43	E	18	12	6	0	0
J.P. Parise	71	19	18	37	+10	70	13	6	0	3
Doug Mohns	78	6	30	36	+6	82	2	4	0	3
Bob Nevin	72	15	19	34	+7	6	13	2	0	2
Charlie Burns	77	11	14	25	+5	24	10	0	1	2
Barry Gibbs	75	4	20	24	+4	128	2	1	1	0
Tom Reid	78	6	15	21	+13	107	5	1	0	1
Ted Hampson	78	5	14	19	-1	6	3	0	2	0
Ted Harris	78	2	15	17	E	77	2	0	0	0
Dennis Hextall	33	6	10	16	+1	49	3	3	0	1
Dennis O'Brien	70	3	6	9	+11	108	3	0	0	1
Gord Labossiere	9	2	3	5	+2	0	2	0	0	0
Craig Cameron	64	2	1	3	-1	11	2	0	0	0
Gary Gambucci	9	1	0	1	+2	0	1	0	0	0
Bill Heindl	2	0	0	0	E	0	0	0	0	0
Bob Paradise	6	0	0	0	+1	6	0	0	0	0
GOALTENDER	GP	W	L	T	SA	SV	SV%	GAA	SO	A
Cesare Maniago	43	20	17	4	-	-	-	2.65	3	0
Gump Worsley	34	16	10	7	-	-	-	2.12	2	1
Gilles Gilbert	4	1	2	1	-	-	-	3.03	0	0

SCHEDULE/ RESULTS

#	DATE	OPPONENT	RESULT	SCORE	RECORD	#	DATE	OPPONENT	RESULT	SCORE	RECORD
1	10/9	@ DET	W	4-2	1-0-0	40	1/11	@ VAN	T	2-2	22-12-6
2	10/14	MTL	T	1-1	1-0-1	41	1/12	@ CAL	T	0-2	22-13-6
3	10/16	CHI	L	2-3	1-1-1	42	1/15	@ STL	L	2-7	22-14-6
4	10/17	@ BUF	W	3-2	2-1-1	43	1/16	@ CHI	L	2-3	22-15-6
5	10/20	VAN	W	7-0	3-1-1	44	1/18	CAL	T	1-1	22-15-7
6	10/23	BUF	W	5-1	4-1-1	45	1/19	@ DET	W	4-1	23-15-7
7	10/24	@ LAK	W	6-3	5-1-1	46	1/22	TOR	W	4-1	24-15-7
8	10/27	@ STL	W	2-1	6-1-1	47	1/23	LAK	W	5-3	25-15-7
9	10/28	PIT	W	2-0	7-1-1	48	1/27	@ MTL	W	6-5	26-15-7
10	10/30	@ TOR	T	1-1	7-1-2	49	1/29	NYR	W	4-2	27-15-7
11	10/31	@ BOS	L	2-5	7-2-2	50	1/30	@ NYR	T	1-1	27-15-8
12	11/3	TOR	W	2-1	8-2-2	51	2/2	@ TOR	L	2-3	27-16-8
13	11/6	STL	W	5-1	9-2-2	52	2/3	@ BOS	L	1-6	27-17-8
14	11/7	@ PHI	W	3-0	10-2-2	53	2/5	BUF	T	3-3	27-17-9
15	11/10	DET	L	1-2	10-3-2	54	2/6	@ CHI	L	0-5	27-18-9
16	11/13	MTL	L	1-5	10-4-2	55	2/9	LAK	W	4-1	28-18-9
17	11/16	@ PIT	W	5-1	11-4-2	56	2/10	@ STL	W	3-1	29-18-9
18	11/18	PIT	W	4-3	12-4-2	57	2/12	PHI	W	5-1	30-18-9
19	11/20	NYR	W	4-1	13-4-2	58	2/16	DET	W	4-2	31-18-9
20	11/21	@ PHI	T	1-1	13-4-3	59	2/19	BOS	L	4-6	31-19-9
21	11/23	@ VAN	W	2-1	14-4-3	60	2/20	PIT	W	2-0	32-19-9
22	11/26	@ CAL	W	2-1	15-4-3	61	2/24	MTL	L	2-4	32-20-9
23	11/27	@ LAK	W	3-1	16-4-3	62	2/26	STL	L	2-3	32-21-9
24	12/1	CAL	W	4-1	17-4-3	63	3/2	@ PHI	L	0-3	32-22-9
25	12/4	PHI	W	3-1	18-4-3	64	3/4	@ PIT	L	2-4	32-23-9
26	12/5	@ BUF	L	1-3	18-5-3	65	3/5	CHI	W	2-1	33-23-9
27	12/8	@ TOR	L	1-3	18-6-3	66	3/8	BOS	L	4-5	33-24-9
28	12/11	@ MTL	L	3-4	18-7-3	67	3/12	TOR	T	2-2	33-24-10
29	12/12	@ CHI	L	3-5	18-8-3	68	3/14	BUF	L	3-4	33-25-10
30	12/15	STL	W	4-1	19-8-3	69	3/16	VAN	W	6-2	34-25-10
31	12/18	CHI	L	1-4	19-9-3	70	3/18	@ MTL	L	3-4	34-26-10
32	12/19	@ NYR	T	1-1	19-9-4	71	3/19	@ BOS	L	3-7	34-27-10
33	12/21	LAK	W	3-2	20-9-4	72	3/21	CAL	W	4-2	35-27-10
34	12/25	NYR	L	1-2	20-10-4	73	3/23	@ BUF	T	4-4	35-27-11
35	12/26	@ DET	L	1-5	20-11-4	74	3/25	@ PIT	L	2-3	35-28-11
36	12/30	BOS	T	2-2	20-11-5	75	3/26	@ NYR	W	5-0	36-28-11
37	1/1	@ LAK	W	3-2	21-11-5	76	3/28	PHI	T	2-2	36-28-12
38	1/5	DET	W	4-2	22-11-5	77	3/31	@ CAL	W	2-1	37-28-12
39	1/8	VAN	L	1-5	22-12-5	78	4/2	@ VAN	L	1-4	37-29-12

GM: Wren Blair | HEAD COACH: Jack Gordon

RECORD: 28-34-16 (72 Points) | STANDINGS: 4th West



PLAYER	GP	G	A	P	+/-	PIM	EV	PP	SHG	GWG
Jude Drouin	75	16	52	68	+5	49	12	4	0	2
Bill Goldsworthy	77	34	31	65	-13	85	28	5	1	7
Danny Grant	78	34	23	57	+7	46	22	12	0	1
J.P. Parise	73	11	23	34	-15	60	9	1	1	3
Murray Oliver	61	9	23	32	E	8	5	3	1	0
Charlie Burns	76	9	19	28	E	13	9	0	0	1
Danny O'Shea	59	14	12	26	-3	16	14	0	0	3
Bobby Rousseau	63	4	20	24	+3	12	4	0	0	0
Tommy Williams	41	10	13	23	-5	16	7	3	0	2
Buster Harvey	59	12	8	20	-13	36	8	4	0	3
Barry Gibbs	68	5	15	20	-10	132	2	3	0	2
Tom Reid	73	3	14	17	-6	62	3	0	0	1
Lou Nanne	68	5	11	16	-6	22	5	0	0	0
Ted Harris	78	2	13	15	E	130	1	1	0	0
Fred Barrett	57	0	13	13	+2	75	0	0	0	0
Gord Labossiere	29	8	4	12	-3	4	8	0	0	1
Ted Hampson	18	4	6	10	-1	4	0	1	3	2
Doug Mohns	17	2	5	7	+3	14	1	1	0	0
Danny Lawson	33	1	5	6	+3	2	1	0	0	0
Dennis O'Brien	27	3	2	5	-2	29	3	0	0	0
Walt McKechnie	30	3	1	4	-7	34	3	0	0	0
Bill Heindl	12	1	1	2	-1	0	1	0	0	0
Dan Seguin	11	1	1	2	+1	4	1	0	0	0
Dick Redmond	9	0	2	2	-2	16	0	0	0	0
Norm Beaudin	12	0	1	1	-3	0	0	0	0	0
Bob Barlow	7	0	0	0	E	0	0	0	0	0
Terry Caffery	8	0	0	0	-2	0	0	0	0	0
Gary Geldart	4	0	0	0	+1	5	0	0	0	0
Marshall Johnston	1	0	0	0	E	0	0	0	0	0
Wayne Muloin	7	0	0	0	-2	6	0	0	0	0
Tom Polanic	3	0	0	0	E	0	0	0	0	0
GOLTEENDER	GP	W	L	T	SA	SV	SV%	GAA	SO	A
Cesare Maniago	40	19	15	6	-	-	-	2.70	5	1
Gilles Gilbert	17	5	9	2	-	-	-	3.80	0	0
Gump Worsley	24	4	10	8	-	-	-	2.50	0	0

SCHEDULE/ RESULTS

#	DATE	OPPONENT	RESULT	SCORE	RECORD
1	10/10	@ PHI	L	1-2	0-1-0
2	10/15	PIT	W	4-2	1-1-0
3	10/17	DET	L	2-3	1-2-0
4	10/18	@ DET	W	2-1	2-2-0
5	10/21	@ MTL	W	3-1	3-2-0
6	10/24	NYR	L	1-4	3-3-0
7	10/28	CHI	W	2-1	4-3-0
8	10/31	@ TOR	W	3-1	5-3-0
9	11/1	@ BOS	L	0-5	5-4-0
10	11/4	MTL	L	3-4	5-5-0
11	11/7	STL	T	1-1	5-5-1
12	11/8	@ CHI	T	3-3	5-5-2
13	11/11	LAK	W	3-1	6-5-2
14	11/14	VAN	T	3-3	6-5-3
15	11/17	@ STL	W	5-3	7-5-3
16	11/18	BOS	L	4-8	7-6-3
17	11/21	BUF	W	3-0	8-6-3
18	11/22	@ NYR	L	0-2	8-7-3
19	11/24	@ VAN	L	2-3	8-8-3
20	11/27	@ CAL	W	3-2	9-8-3
21	11/28	@ LAK	W	3-2	10-8-3
22	12/2	CHI	W	3-2	11-8-3
23	12/5	CHI	L	1-4	11-9-3
24	12/6	@ BUF	L	0-1	11-10-3
25	12/9	PIT	T	2-2	11-10-4
26	12/10	@ MTL	L	1-6	11-11-4
27	12/12	@ PIT	W	1-0	12-11-4
28	12/13	@ CHI	L	2-5	12-12-4
29	12/15	@ STL	L	1-2	12-13-4
30	12/16	MTL	T	1-1	12-13-5
31	12/19	NYR	L	3-5	12-14-5
32	12/20	@ BOS	L	2-7	12-15-5
33	12/25	TOR	W	6-3	13-15-5
34	12/26	@ STL	T	1-1	13-15-6
35	12/30	BOS	L	2-6	13-16-6
36	12/31	@ PIT	L	1-4	13-17-6
37	1/2	@ LAK	T	3-3	13-17-7
38	1/5	TOR	L	0-2	13-18-7
39	1/6	@ TOR	T	4-4	13-18-8

#	DATE	OPPONENT	RESULT	SCORE	RECORD
40	1/9	NYR	L	0-1	13-19-8
41	1/10	@ CHI	W	3-2	14-19-8
42	1/14	MTL	T	3-3	14-19-9
43	1/16	BUF	L	3-4	14-20-9
44	1/17	@ DET	W	2-0	15-20-9
45	1/21	STL	W	5-3	16-20-9
46	1/23	PHI	T	2-2	16-20-10
47	1/24	@ NYR	L	2-6	16-21-10
48	1/27	@ CAL	L	2-6	16-22-10
49	1/29	@ VAN	W	2-1	17-22-10
50	1/31	CAL	W	7-1	18-22-10
51	2/3	DET	T	4-4	18-23-11
52	2/6	CHI	L	2-6	18-23-11
53	2/7	@ BOS	T	4-4	18-23-12
54	2/10	@ NYR	L	3-4	18-24-12
55	2/11	@ MTL	L	2-6	18-25-12
56	2/13	PHI	T	2-2	18-25-13
57	2/14	PIT	W	5-4	19-25-13
58	2/17	CAL	W	3-2	20-25-13
59	2/18	@ DET	L	3-5	20-26-13
60	2/21	TOR	L	1-4	20-27-13
61	2/24	LAK	W	5-1	21-27-13
62	2/25	@ TOR	T	1-1	21-27-14
63	2/27	DET	W	4-2	22-27-14
64	2/28	@ BUF	L	2-5	22-28-14
65	3/2	BOS	L	0-6	22-29-14
66	3/6	VAN	W	3-1	23-29-14
67	3/7	PHI	W	3-1	24-29-14
68	3/10	STL	W	4-0	25-29-14
69	3/13	@ PIT	T	0-0	25-29-15
70	3/14	BUF	L	0-5	25-30-15
71	3/16	@ LAK	W	7-2	26-30-15
72	3/21	@ VAN	W	6-3	27-30-15
73	3/23	LAK	W	3-1	28-30-15
74	3/25	@ PHI	T	2-2	28-30-16
75	3/28	@ BUF	L	2-4	28-31-16
76	3/30	VAN	L	1-2	28-32-16
77	3/31	@ CAL	L	1-4	28-33-16
78	4/3	@ PHI	L	2-3	28-34-16



1969-70

GM: Wren Blair | HEAD COACH: Wren Blair - Charlie Burns

RECORD: 19-35-22 (60 Points) | STANDINGS: 3rd West

PLAYER	GP	G	A	P	+/-	PIM	EV	PP	SHG	GWG
J.P. Parise	74	24	48	72	-3	72	17	6	1	1
Tommy Williams	75	15	52	67	-19	18	13	2	0	0
Bill Goldsworthy	75	36	29	65	-9	89	25	11	0	4
Danny Grant	76	29	28	57	-13	23	15	14	0	2
Claude Larose	75	24	23	47	-17	109	17	6	1	4
Ray Cullen	74	17	28	45	-3	8	14	3	0	3
Bill Collins	74	29	9	38	+4	48	21	2	6	2
Danny O'Shea	75	10	24	34	-4	82	6	4	0	0
Bob Barlow	70	16	17	33	-3	10	9	6	1	1
Lou Nanne	74	3	20	23	-8	75	2	1	0	0
Danny Lawson	45	9	8	17	-3	19	9	0	0	0
Charlie Burns	50	3	13	16	-4	10	2	0	1	0
Barry Gibbs	56	3	13	16	-12	182	2	1	0	1
Leo Boivin	69	3	12	15	-2	30	3	0	0	0
Tom Reid	66	1	7	8	-10	51	1	0	0	1
John Miszuk	50	0	6	6	-3	51	0	0	0	0
Marshall Johnston	28	0	5	5	+1	14	0	0	0	0
Walt McKechnie	20	1	3	4	-5	21	1	0	0	0
Bill Orban	9	0	2	2	-2	7	0	0	0	0
Tom Polanic	16	0	2	2	-5	53	0	0	0	0
Darryl Sly	29	1	0	1	-5	6	1	0	0	0
Dick Redmond	7	0	1	1	-1	4	0	0	0	0
Grant Erickson	4	0	0	0	-3	0	0	0	0	0
Moose Vasko	3	0	0	0	-1	0	0	0	0	0
Bob Whitlock	1	0	0	0	+1	0	0	0	0	0
GOALTENDER	GP	W	L	T	SA	SV	SV%	GAA	SO	A
Cesare Maniago	50	9	24	16	-	-	-	3.39	2	0
Gump Worsley	8	5	1	1	-	-	-	2.65	1	0
Fern Rivard	14	3	5	5	-	-	-	3.15	1	0
Ken Broderick	7	2	4	0	-	-	-	4.33	0	0
Gilles Gilbert	1	0	1	0	-	-	-	6.00	0	0

SCHEDULE/ RESULTS

#	DATE	OPPONENT	RESULT	SCORE	RECORD	#	DATE	OPPONENT	RESULT	SCORE	RECORD
1	10/11	PHI	W	4-0	1-0-0	39	1/15	@ OAK	T	1-1	10-15-14
2	10/15	@ NYR	L	3-4	1-1-0	40	1/17	NYR	L	1-3	10-16-14
3	10/16	@ DET	W	3-2	2-1-0	41	1/22	MTL	L	2-4	10-17-14
4	10/18	@ STL	L	2-4	2-2-0	42	1/24	PHI	L	0-6	10-18-14
5	10/19	@ CHI	W	4-1	3-2-0	43	1/25	OAK	L	1-4	10-19-14
6	10/22	BOS	L	2-3	3-3-0	44	1/28	@ MTL	L	4-5	10-20-14
7	10/25	PIT	L	1-4	3-4-0	45	1/29	@ BOS	L	5-6	10-21-14
8	10/29	MTL	W	4-1	4-4-0	46	1/31	TOR	L	2-4	10-22-14
9	11/1	@ PIT	L	3-6	4-5-0	47	2/1	@ CHI	L	4-7	10-23-14
10	11/2	@ PHI	L	2-6	4-6-0	48	2/4	PIT	L	5-7	10-24-14
11	11/5	@ MTL	T	2-2	4-6-1	49	2/7	MTL	T	1-1	10-24-15
12	11/8	STL	W	5-2	5-6-1	50	2/8	@ PIT	L	3-6	10-25-15
13	11/12	PHI	W	4-2	6-6-1	51	2/11	@ OAK	L	1-2	10-26-15
14	11/15	DET	T	2-2	6-6-2	52	2/14	CHI	L	2-5	10-27-15
15	11/19	OAK	L	2-4	6-7-2	53	2/15	STL	T	3-3	10-27-16
16	11/20	@ STL	L	1-3	6-8-2	54	2/18	DET	T	1-1	10-27-17
17	11/22	LAK	W	4-1	7-8-2	55	2/19	@ CHI	L	2-3	10-28-17
18	11/26	PIT	T	4-4	7-8-3	56	2/21	BOS	L	2-4	10-29-17
19	11/29	@ TOR	L	2-5	7-9-3	57	2/25	LAK	T	3-3	10-29-18
20	11/30	@ NYR	T	2-2	7-9-4	58	2/28	@ PHI	L	2-6	10-30-18
21	12/3	TOR	T	5-5	7-9-5	59	3/1	TOR	W	8-0	11-30-18
22	12/6	@ MTL	W	4-3	8-9-5	60	3/4	PHI	T	2-2	11-30-19
23	12/7	@ BOS	T	2-2	8-9-6	61	3/7	@ TOR	W	8-3	12-30-19
24	12/10	CHI	W	8-5	9-9-6	62	3/8	@ DET	T	2-2	12-30-20
25	12/11	@ DET	T	2-2	9-9-7	63	3/11	STL	L	1-9	12-31-20
26	12/13	NYR	L	2-5	9-10-7	64	3/14	PIT	W	6-3	13-31-20
27	12/15	@ LAK	T	4-4	9-10-8	65	3/15	@ NYR	W	4-2	14-31-20
28	12/17	@ OAK	L	1-3	9-11-8	66	3/17	@ STL	T	5-5	14-31-21
29	12/20	@ LAK	T	3-3	9-11-9	67	3/18	DET	L	2-6	14-32-21
30	12/23	@ STL	L	3-5	9-12-9	68	3/21	BOS	W	5-4	15-32-21
31	12/25	CHI	T	4-4	9-12-10	69	3/22	@ BOS	L	0-5	15-33-21
32	12/27	OAK	L	3-5	9-13-10	70	3/24	OAK	T	2-2	15-33-22
33	12/30	@ LAK	T	0-0	9-13-11	71	3/25	@ PIT	L	0-2	15-34-22
34	1/3	NYR	T	3-3	9-13-12	72	3/28	@ LAK	L	2-4	15-35-22
35	1/4	@ PHI	L	1-3	9-14-12	73	3/29	@ OAK	W	8-3	16-35-22
36	1/7	@ TOR	T	3-3	9-14-13	74	3/31	LAK	W	5-2	17-35-22
37	1/10	LAK	L	4-6	9-15-13	75	4/4	@ PHI	W	1-0	18-35-22
38	1/14	STL	W	5-2	10-15-13	76	4/5	@ PIT	W	5-1	19-35-22

GM: Wren Blair | HEAD COACH: Wren Blair - John Muckler

RECORD: 18-43-15 (51 Points) | STANDINGS: 6th West

1968-69 

PLAYER	GP	G	A	P	+/-	PIM	EV	PP	SHG	GWG
Danny Grant	75	34	31	65	-12	46	23	11	0	1
Ray Cullen	67	26	38	64	-27	44	23	3	0	2
Claude Larose	67	25	37	62	-10	106	20	5	0	3
J.P. Parise	76	22	27	49	-44	57	14	7	1	3
Danny O'Shea	74	15	34	49	-26	88	11	4	0	3
Wayne Connelly	55	14	16	30	-25	11	10	4	0	1
Bill Goldsworthy	68	14	10	24	-27	110	10	4	0	3
Bob McCord	69	4	17	21	-33	70	3	1	0	0
Bill Collins	75	9	10	19	-26	24	8	0	1	1
Walt McKechnie	58	5	9	14	-10	22	4	1	0	1
Lou Nanne	41	2	12	14	-9	47	0	1	1	0
Andre Boudrias	53	4	9	13	-30	6	3	1	0	0
Parker MacDonald	35	2	9	11	-14	0	2	0	0	0
Mike McMahon	43	0	11	11	-26	21	0	0	0	0
Moose Vasko	72	1	7	8	-18	68	1	0	0	0
Wayne Hillman	50	0	8	8	-25	32	0	0	0	0
Leo Boivin	28	1	6	7	-19	16	0	1	0	0
Danny Lawson	18	3	3	6	-7	4	3	0	0	0
Larry Hillman	12	1	5	6	-8	0	0	1	0	0
Bill Orban	21	1	5	6	-1	10	1	0	0	0
Milan Marcetta	18	3	2	5	-4	4	1	2	0	0
Tom Reid	18	0	4	4	-13	38	0	0	0	0
Duane Rupp	29	2	1	3	-9	8	1	1	0	0
Joey Johnston	11	1	0	1	-1	6	1	0	0	0
Gary Dineen	4	0	1	1	-2	0	0	0	0	0
Barry MacKenzie	6	0	1	1	-2	6	0	0	0	0
Barrie Meissner	5	0	1	1	1	2	0	0	0	0
Brian Smith	9	0	1	1	-7	0	0	0	0	0
Mike Chernoff	1	0	0	0	E	0	0	0	0	0
Marshall Johnston	13	0	0	0	-2	2	0	0	0	0
GOALTENDER	GP	W	L	T	SA	SV	SV%	GAA	SO	A
Cesare Maniago	64	18	34	10	-	-	-	3.30	1	0
Garry Bauman	7	0	2	1	-	-	-	4.34	0	0
Fern Rivard	13	0	7	4	-	-	-	4.38	0	0

SCHEDULE/ RESULTS

#	DATE	OPPONENT	RESULT	SCORE	RECORD
1	10/11	@ OAK	W	5-1	1-0-0
2	10/16	@ CHI	L	4-10	1-1-0
3	10/17	MTL	L	1-3	1-2-0
4	10/19	LAK	W	4-1	2-2-0
5	10/22	OAK	L	2-3	2-3-0
6	10/24	@ PHI	T	3-3	2-3-1
7	10/26	NYR	L	0-3	2-4-1
8	10/30	BOS	L	2-4	2-5-1
9	11/2	@ STL	W	2-0	3-5-1
10	11/3	@ NYR	L	1-2	3-6-1
11	11/6	TOR	L	0-1	3-7-1
12	11/7	@ DET	L	2-5	3-8-1
13	11/9	DET	W	6-4	4-8-1
14	11/13	PHI	W	4-3	5-8-1
15	11/16	LAK	W	3-2	6-8-1
16	11/17	@ STL	T	3-3	6-8-2
17	11/20	CHI	L	0-2	6-9-2
18	11/23	@ MTL	L	3-4	6-10-2
19	11/24	@ CHI	L	0-6	6-11-2
20	11/27	OAK	T	3-3	6-11-3
21	11/30	@ TOR	T	3-3	6-11-4
22	12/1	@ BOS	L	0-4	6-12-4
23	12/4	TOR	L	2-4	6-13-4
24	12/7	@ LAK	L	2-3	6-14-4
25	12/8	@ OAK	W	4-1	7-14-4
26	12/11	PIT	L	2-4	7-15-4
27	12/14	NYR	W	4-1	8-15-4
28	12/15	@ DET	L	2-5	8-16-4
29	12/17	OAK	L	2-3	8-17-4
30	12/19	@ PHI	T	5-5	8-17-5
31	12/21	@ PIT	W	3-1	9-17-5
32	12/22	@ NYR	L	2-4	9-18-5
33	12/25	STL	L	0-2	9-19-5
34	12/26	@ LAK	T	4-4	9-19-6
35	12/28	CHI	L	2-5	9-20-6
36	12/31	@ DET	L	3-6	9-21-6
37	1/4	BOS	T	2-2	9-21-7
38	1/5	@ NYR	L	1-5	9-22-7

#	DATE	OPPONENT	RESULT	SCORE	RECORD
39	1/7	MTL	L	3-6	9-23-7
40	1/9	@ PIT	L	2-7	9-24-7
41	1/11	PHI	L	2-4	9-25-7
42	1/12	STL	L	0-2	9-26-7
43	1/15	PIT	L	1-3	9-27-7
44	1/16	@ BOS	L	1-5	9-28-7
45	1/19	STL	L	1-3	9-29-7
46	1/23	@ PIT	W	3-1	10-29-7
47	1/25	LAK	W	3-2	11-29-7
48	1/26	@ BOS	L	3-4	11-30-7
49	1/29	@ MTL	L	0-4	11-31-7
50	2/1	CHI	T	5-5	11-31-8
51	2/2	@ PHI	W	3-2	12-31-8
52	2/5	@ TOR	T	5-5	12-31-9
53	2/8	MTL	L	3-6	12-32-9
54	2/9	PIT	W	3-1	13-32-9
55	2/12	@ TOR	L	1-7	13-33-9
56	2/15	DET	W	6-2	14-33-9
57	2/16	@ STL	L	0-6	14-34-9
58	2/19	LAK	W	7-4	15-34-9
59	2/23	TOR	W	7-2	16-34-9
60	2/24	@ LAK	T	1-1	16-34-10
61	2/26	@ OAK	L	5-6	16-35-10
62	3/1	DET	L	2-4	16-36-10
63	3/3	@ CHI	L	1-6	16-37-10
64	3/5	OAK	W	5-2	17-37-10
65	3/9	STL	T	2-2	17-37-11
66	3/11	BOS	T	3-3	17-37-12
67	3/13	@ MTL	T	4-4	17-37-13
68	3/15	PHI	T	2-2	17-37-14
69	3/16	@ STL	W	3-2	18-37-14
70	3/19	NYR	L	2-4	18-38-14
71	3/20	@ PHI	L	2-5	18-39-14
72	3/22	PHI	L	1-5	18-40-14
73	3/23	@ PIT	L	0-5	18-41-14
74	3/25	PIT	L	1-3	18-42-14
75	3/29	@ OAK	L	2-7	18-43-14
76	3/30	@ LAK	T	3-3	18-43-15



1967-68

GM/HEAD COACH: Wren Blair

RECORD: 27-32-15 (69 Points) | STANDINGS: 4th West

SEASON-BY-SEASON

PLAYER	GP	G	A	P	+/-	PIM	EV	PP	SHG	GWG
Wayne Connelly	74	35	21	56	-32	40	21	14	0	8
Ray Cullen	67	28	25	53	-24	18	17	11	0	6
Andre Boudrias	74	18	35	53	-3	42	14	4	0	3
Dave Balon	73	15	32	47	-10	84	10	4	1	2
Mike McMahon	74	14	33	47	-13	71	10	4	0	1
Parker MacDonald	69	19	23	42	-18	22	10	9	0	3
Bill Goldsworthy	68	14	19	33	-8	68	12	2	0	0
J.P. Parise	43	11	16	27	-10	27	10	1	0	3
Bob Woytowich	66	4	17	21	-23	63	2	2	0	0
Bill Collins	71	9	11	20	-16	41	9	0	0	1
Milan Marcetta	36	4	13	17	-10	6	4	0	0	0
Bill Masterton	38	4	8	12	-4	4	2	2	0	0
Bob McCord	70	3	9	12	-10	39	3	0	0	0
Sandy Fitzpatrick	18	3	6	9	E	6	3	0	0	0
Ted Taylor	31	3	5	8	-7	34	2	1	0	0
Bronco Horvath	14	1	6	7	-6	4	1	0	0	0
Moose Vasko	70	1	6	7	-36	45	1	0	0	0
Duke Harris	22	1	4	5	-10	4	1	0	0	0
Murray Hall	17	2	1	3	-7	10	2	0	0	0
Pete Goegan	46	1	2	3	-16	30	1	0	0	0
Ted McCaskill	4	0	2	2	-2	0	0	0	0	0
Bill Plager	32	0	2	2	-16	30	0	0	0	0
Bob Charlebois	7	1	0	1	-3	0	0	1	0	0
Len Lunde	7	0	1	1	-7	0	0	0	0	0
Lou Nanne	2	0	1	1	E	0	0	0	0	0
Don Johns	4	0	0	0	-1	6	0	0	0	0
Marshall Johnston	7	0	0	0	+1	0	0	0	0	0
Walt McKechnie	4	0	0	0	-3	0	0	0	0	0
Barrie Meissner	1	0	0	0	-1	2	0	0	0	0
Andre Pronovost	8	0	0	0	E	0	0	0	0	0
George Standing	2	0	0	0	-1	0	0	0	0	0
Jean-Guy Talbot	4	0	0	0	-6	4	0	0	0	0
GOALTENDER	GP	W	L	T	SA	SV	SV%	GAA	SO	A
Cesare Maniago	52	22	16	9	-	-	-	2.77	6	0
Garry Bauman	26	4	13	5	-	-	-	3.47	0	0
Carl Wetzel	5	1	3	1	-	-	-	4.01	0	0

SCHEDULE / RESULTS

#	DATE	OPPONENT	RESULT	SCORE	RECORD	#	DATE	OPPONENT	RESULT	SCORE	RECORD
1	10/11	@ STL	T	2-2	0-0-1	38	1/13	OAK	T	2-2	14-15-9
2	10/14	@ OAK	L	0-6	0-1-1	39	1/14	@ BOS	L	2-9	14-16-9
3	10/15	@ LAK	L	3-5	0-2-1	40	1/17	@ STL	L	0-5	14-17-9
4	10/18	@ PIT	T	3-3	0-2-2	41	1/18	PHI	L	2-4	14-18-9
5	10/21	OAK	W	3-1	1-2-2	42	1/20	@ TOR	L	1-5	14-19-9
6	10/25	STL	W	3-2	2-2-2	43	1/21	PIT	W	4-3	15-19-9
7	10/28	CHI	L	2-4	2-3-2	44	1/24	@ STL	L	2-5	15-20-9
8	11/1	PIT	L	1-4	2-4-2	45	1/25	@ PHI	W	3-0	16-20-9
9	11/2	@ PHI	W	3-1	3-4-2	46	1/27	OAK	W	3-1	17-20-9
10	11/4	LAK	T	2-2	3-4-3	47	1/28	DET	W	2-1	18-20-9
11	11/8	STL	W	5-1	4-4-3	48	1/31	LAK	W	6-1	19-20-9
12	11/11	TOR	W	2-1	5-4-3	49	2/3	@ DET	L	1-8	19-21-9
13	11/15	MTL	L	1-5	5-5-3	50	2/4	OAK	W	4-3	20-21-9
14	11/18	PHI	T	2-2	5-5-4	51	2/7	@ LAK	W	4-2	21-21-9
15	11/19	@ NYR	L	2-5	5-6-4	52	2/10	@ OAK	W	5-2	22-21-9
16	11/22	@ TOR	L	0-3	5-7-4	53	2/11	PHI	L	2-3	22-22-9
17	11/25	CHI	L	1-4	5-8-4	54	2/14	@ PIT	L	3-6	22-23-9
18	11/26	@ CHI	L	1-2	5-9-4	55	2/15	NYR	L	2-6	22-24-9
19	11/29	@ BOS	L	1-5	5-10-4	56	2/17	STL	T	2-2	22-24-10
20	11/30	@ MTL	T	1-1	5-10-5	57	2/21	BOS	W	5-3	23-24-10
21	12/2	@ STL	W	5-1	6-10-5	58	2/22	@ PHI	L	3-7	23-25-10
22	12/3	@ CHI	W	4-3	7-10-5	59	2/24	@ DET	L	1-3	23-26-10
23	12/6	TOR	T	1-1	7-10-6	60	2/25	OAK	T	3-3	23-26-11
24	12/9	PIT	L	2-3	7-11-6	61	2/28	@ OAK	L	3-6	23-27-11
25	12/10	@ PIT	W	7-4	8-11-6	62	3/2	MTL	W	3-2	24-27-11
26	12/13	LAK	W	4-0	9-11-6	63	3/7	PIT	T	2-2	24-27-12
27	12/15	@ LAK	W	3-0	10-11-6	64	3/9	NYR	T	1-1	24-27-13
28	12/16	@ OAK	W	1-0	11-11-6	65	3/10	@ PHI	L	0-2	24-28-13
29	12/21	@ PHI	L	0-6	11-12-6	66	3/13	PHI	L	2-4	24-29-13
30	12/23	@ PIT	L	0-4	11-13-6	67	3/16	LAK	L	1-2	24-30-13
31	12/25	STL	L	0-1	11-14-6	68	3/17	DET	W	5-1	25-30-13
32	12/27	@ NYR	T	3-3	11-14-7	69	3/20	@ LAK	T	3-3	25-30-14
33	12/28	@ MTL	L	2-6	11-15-7	70	3/23	PIT	W	3-0	26-30-14
34	12/30	BOS	W	5-4	12-15-7	71	3/24	@ PIT	T	4-4	26-30-15
35	1/3	LAK	W	6-0	13-15-7	72	3/27	@ LAK	W	5-3	27-30-15
36	1/6	@ OAK	T	5-5	13-15-8	73	3/30	@ STL	L	2-3	27-31-15
37	1/10	PHI	W	6-4	14-15-8	74	3/31	STL	L	3-5	27-32-15



REGULAR SEASON
RECORD BOOK

LEADERSHIP TENURES

YEAR	OWNER(S)	PRESIDENT	GENERAL MANAGER	COACH	CAPTAIN
1967	W. John Driscoll 1967-1976	Walter Bush 1967-1976	Wren Blair 1967-1974	Wren Blair 1967-1969	Bob Woywitich 1967-1968
1968				John Muckler:1968-1969	Elmer Vasko 1968-1969
1969				Charlie Burns:1969-1970	Claude Larose: 1969-70
1970				Jack Gordon 1970-75	Ted Harris 1970-74
1971				Parker MacDonald: 1973-74	
1972				Charlie Burns:1975	Bill Goldsworthy 1974-1976
1973				Ted Harris 1975-1977	Bill Hogaboam 1976-1977
1974				***** 1977-1978	Nick Beverley 1977-1978
1975				Glen Sonmor 1978-1987	J.P. Parise 1978-79
1976				Murray Oliver 1982 & 1983	Paul Schmyr 1979-1981
1977	Walter Bush 1976-1978	Gordon H. Ritz 1976-1978	Jeff Gordon 1974-78	Bill Mahoney: 1983-1984	Tim Young 1981-82
1978	George Gund III/ Gordon Gund 1978-1990	John Karr 1978-1988	Lou Nanne 1978-1988	Lorne Henning 1985-1987	Brian Bellows: 1983-1984
1979				Herb Brooks 1987-1988	Craig Hartsburg 1982-1988
1980				Pierre Page 1988-1990	*Injured in '83-'84
1981				Bob Clarke 1990-1992	^1988-1989
1982				Bob Gainey 1990-1996	^^ 1989-1990
1983				Ken Hitchcock 1996-2002	Curt Giles 1990-1991
1984				Michael J. Cramer 2002	Mark Tinordi 1991-1994
1985				Doug Armstrong 2002-2007	Neal Broten 1994-1995
1986				Les Jackson/ Brett Hull 2007-2010	Derian Hatcher 1995-2003
1987				Joe Nieuwendyk 2009-2013	Mike Modano 2003-2006
1988				Marc Crawford 2009-2011	Brenden Morrow 2006-2013
1989	Norman N. Green 1990-1996	Lou Nanne 1988-1990	Jack Ferreira 1988-1990	Glen Gulutzan 2011-2013	TBD 2013-Present
1990				Lindy Ruff 2013-Present	
1991				Jim Nill 2013-Present	
1992					
1993					
1994					
1995					
1996					
1997					
1998					
1999					
2000	Thomas O. Hicks 1996-2011	James R. Lites 1993-2002	Bob Gainey 1992-2002		
2001					
2002					
2003					
2004					
2005					
2006					
2007					
2008					
2009					
2010					
2011					
2012	Tom Gaglardi 2011-Present	James R. Lites 2011-Present	Jim Nill 2013-Present		
2013					

1977-1978Three different head coaches were behind bench that season: Ted Harris, Andre Beau-
lieu and Lou Nanne

^1988-1989

^^ 1989-1990

Pierre Page served as coach for both seasons.

ALL-TIME COACHING RECORDS

Wren Blair

REGULAR SEASON						PLAYOFFS				COACHING NOTES
SEASON	GMS	W	L	T	PCT	GMS	W	L	PCT	
1967-68	74	27	32	15	.466	14	7	7	.500	
1968-69	41	12	20	9	.402	-	-	-	-	
1969-70	22	9	13	10	.437	-	-	-	-	
TOTAL	147	48	65	34	.442	14	7	7	.500	

Two separate tenures:
First: June 6, 1967-Nov. 4, 1968
Second: Jan. 19, 1969-Dec. 28, 1969

* First coach in franchise history

John Muckler

REGULAR SEASON						PLAYOFFS				COACHING NOTES
SEASON	GMS	W	L	T	PCT	GMS	W	L	PCT	
1968-69	35	6	23	6	.257	-	-	-	-	
TOTAL	35	6	23	6	.257	-	-	-	-	From Nov. 4, 1968-Jan. 19, 1969

Charlie Burns

REGULAR SEASON						PLAYOFFS				COACHING NOTES
SEASON	GMS	W	L	T	PCT	GMS	W	L	PCT	
1969-70	44	10	22	12	.363	6	2	4	.333	
1974-75	42	12	28	2	.309	-	-	-	-	
TOTAL	86	22	50	14	.337	6	2	4	.333	Two separate tenures: First: Dec. 28, 1969-April 1970 Second: Jan. 5, 1975-April 1975

Jack Gordon

REGULAR SEASON						PLAYOFFS				COACHING NOTES
SEASON	GMS	W	L	T	PCT	GMS	W	L	PCT	
1970-71	78	28	34	16	.462	12	6	6	.462	
1971-72	78	37	29	12	.551	7	3	4	.500	
1972-73	78	37	30	11	.545	6	2	4	.333	
1973-74	17	3	8	6	.353	-	-	-	-	
1974-75	38	11	22	5	.355	-	-	-	-	
TOTAL	289	116	123	50	.488	25	11	14	.440	Two separate tenures: First: April 1970-Dec. 20, 1973 Second: April 1974-Jan. 5, 1975

Parker MacDonald

REGULAR SEASON						PLAYOFFS				COACHING NOTES
SEASON	GMS	W	L	T	PCT	GMS	W	L	PCT	
1973-74	61	20	30	11	.418	-	-	-	-	
TOTAL	61	20	30	11	.418	-	-	-	-	From Dec. 20, 1973-April 1974

Ted Harris

REGULAR SEASON						PLAYOFFS				COACHING NOTES
SEASON	GMS	W	L	T	PCT	GMS	W	L	PCT	
1975-76	80	20	53	7	.294	-	-	-	-	
1976-77	80	23	39	18	.400	2	0	2	.000	
1977-78	19	5	12	2	.315	-	-	-	-	
TOTAL	179	48	104	27	.344	2	0	2	.000	From April 1975-Nov. 24, 1977

ALL-TIME COACHING RECORDS

Andre Beaulieu

REGULAR SEASON

PLAYOFFS

SEASON	GMS	W	L	T	PCT	GMS	W	L	PCT
1977-78	32	6	23	3	.234	-	-	-	-
TOTAL	147	48	65	34	.442	-	-	-	-

COACHING NOTES

From Nov. 24-Feb. 10, 1978

Lou Nanne

REGULAR SEASON

PLAYOFFS

SEASON	GMS	W	L	T	PCT	GMS	W	L	PCT
1977-78	29	7	18	4	.310	-	-	-	-
TOTAL	29	7	18	4	.310	-	-	-	-

COACHING NOTES

From Feb. 10, 1978-July 5, 1978
 * Served as GM/head coach and played 26 games in '77-'78 season.

Harry Howell

REGULAR SEASON

PLAYOFFS

SEASON	GMS	W	L	T	PCT	GMS	W	L	PCT
1978-79	11	3	6	2	.364	-	-	-	-
TOTAL	11	3	6	2	.364	-	-	-	-

COACHING NOTES

From July 5, 1978-Nov. 7, 1978

Glen Sonmor

REGULAR SEASON

PLAYOFFS

SEASON	GMS	W	L	T	PCT	GMS	W	L	PCT
1978-79	69	25	34	10	0.435	-	-	-	-
1979-80	80	36	28	16	0.550	15	8	7	0.533
1980-81	80	35	28	17	0.544	19	12	7	0.632
1981-82	76	34	23	19	0.572	4	1	3	0.250
1982-83	43	22	12	9	0.616	-	-	-	-
1984-85	67	22	35	10	0.403	9	5	4	0.556
1986-87	2	0	1	1	0.250	-	-	-	-
TOTAL	417	174	161	82	0.516	47	26	21	0.553

COACHING NOTES

Four separate tenures:
 First: Nov. 7, 1978-Jan. 15, 1982
 Second: Jan. 22, 1982-Jan. 13, 1983
 Third: Nov. 8, 1984-June 21, 1985
 Fourth: March 31-April 23, 1987
 * Missed four games in 1981-82, Murray Oliver took over.
 * Third winningest head coach in franchise history (reg season) and second winningest in playoffs.

Murray Oliver

REGULAR SEASON

PLAYOFFS

SEASON	GMS	W	L	T	PCT	GMS	W	L	PCT
1981-82	4	3	0	1	.875	-	-	-	-
1982-83	37	18	12	7	.581	-	-	-	-
TOTAL	41	21	12	8	.610	-	-	-	-

COACHING NOTES

Two separate tenures:
 First: Jan. 15-Jan. 22, 1982
 Second: Jan. 13-June 3, 1983

Bill Mahoney

REGULAR SEASON

PLAYOFFS

SEASON	GMS	W	L	T	PCT	GMS	W	L	PCT
1983-84	80	39	31	10	.550	16	7	9	.516
1984-85	13	3	8	2	.308	-	-	-	-
TOTAL	93	42	39	12	.516	-	-	-	-

COACHING NOTES

From June 3, 1983-Nov. 8, 1984

Lorne Henning

REGULAR SEASON

PLAYOFFS

SEASON	GMS	W	L	T	PCT	GMS	W	L	PCT
1985-86	80	38	33	9	.531	5	2	3	.400
1986-87	78	30	39	9	.442	-	-	-	-
TOTAL	158	68	72	18	.487	5	2	3	.400

COACHING NOTES

From June 21, 1985-March 31, 1987

ALL-TIME COACHING RECORDS

Herb Brooks

REGULAR SEASON

PLAYOFFS

SEASON	GMS	W	L	T	PCT	GMS	W	L	PCT
1987-88	80	19	48	13	.319	-	-	-	-
TOTAL	80	19	48	13	.319	-	-	-	-

COACHING NOTES

From April 23, 1987-July 6, 1988

Pierre Page

REGULAR SEASON

PLAYOFFS

SEASON	GMS	W	L	T	PCT	GMS	W	L	PCT
1988-89	80	27	37	16	.456	5	1	4	.200
1989-90	80	36	40	4	.475	12	4	8	.333
TOTAL	160	63	77	20	.456	17	5	12	.294

COACHING NOTES

From July 6, 1988-May 4, 1990

Bob Gainey

REGULAR SEASON

PLAYOFFS

SEASON	GMS	W	L	T	PCT	GMS	W	L	PCT
1990-91	80	27	39	14	0.425	23	14	9	0.609
1991-92	80	32	42	6	0.438	7	3	4	0.429
1992-93	84	36	38	10	0.488	-	-	-	-
1993-94	84	42	29	13	0.577	9	5	4	0.556
1994-95	48	17	23	8	0.438	5	1	4	0.2
1995-96	39	11	19	9	0.397	-	-	-	-
TOTAL	415	165	190	60	.470	44	23	21	.523

COACHING NOTES

From June 19, 1990-Jan. 8, 1996
* Served concurrent roles as GM and head coach from 1992-96.
* Stepped down during 1995-96 season, hired Ken Hitchcock to replace him.
* Credited as the architect behind the 1999 Stanley Cup winning team
* Currently serves as a senior advisor in Jim Nill's administration.

Ken Hitchcock

REGULAR SEASON

PLAYOFFS

SEASON	GMS	W	L	T	PCT	GMS	W	L	PCT
1995-96	43	15	23	5	0.407	-	-	-	-
1996-97	82	48	26	8	0.634	7	3	4	0.429
1997-98	82	49	22	11	0.665	17	10	7	0.588
1998-99	82	51	19	12	0.695	23	16	7	0.696
1999-00	82	43	23	16	0.622	23	14	9	0.609
2000-01	82	48	24	10	0.646	10	4	6	0.400
2001-02	50	23	17	10	0.560	-	-	-	-
TOTAL	404	277	160	67	.616	90	47	33	.588

COACHING NOTES

From Jan. 8, 1996-Jan. 25, 2002
* Ranks first all-time in regular season and playoff games coached and victories.
* Won the Stanley Cup in 1999.

Rick Wilson

REGULAR SEASON

PLAYOFFS

SEASON	GMS	W	L	T	PCT	GMS	W	L	PCT
2001-02	32	13	11	8	.531	-	-	-	-
TOTAL	32	13	11	8	.531	-	-	-	-

COACHING NOTES

From Jan. 25-April 14, 2002
* Succeeded by Dave Tippett.

ALL-TIME COACHING RECORDS

Dave Tippett

REGULAR SEASON

PLAYOFFS

SEASON	GMS	W	L	T	PCT	GMS	W	L	PCT
2002-03	82	46	17	19	0.677	12	6	6	0.500
2003-04	82	41	26	15	0.591	5	1	4	0.200
2004-05	-	-	-	-	-	-	-	-	-
2005-06	82	53	23	6	0.683	5	1	4	0.200
2006-07	82	50	25	7	0.652	7	3	4	0.429
2007-08	82	45	30	7	0.591	18	10	8	0.556
2008-09	82	36	35	11	0.506	-	-	-	-
TOTAL	492	271	156	65	.617	47	21	26	.447

COACHING NOTES

May 16, 2002-June 11, 2009
 * Ranks second all-time in franchise history in regular season games coached and overall wins.

Marc Crawford

REGULAR SEASON

PLAYOFFS

SEASON	GMS	W	L	T	PCT	GMS	W	L	PCT
2009-10	82	37	31	14	.537	-	-	-	-
2010-11	82	42	29	11	.579	-	-	-	-
TOTAL	164	79	60	25	.558	-	-	-	-

COACHING NOTES

From June 11, 2009-April 12, 2011

Glen Gulutzan

REGULAR SEASON

PLAYOFFS

SEASON	GMS	W	L	T	PCT	GMS	W	L	PCT
2011-12	82	42	35	5	.543	-	-	-	-
2012-13	48	22	22	4	.500	-	-	-	-
TOTAL	130	64	57	9	.527	-	-	-	-

COACHING NOTES

From June 14, 2011-May 14, 2013
 * Succeeded by Lindy Ruff on June 21, 2013.

TEAM CAPTAINS

1967 - 1968:	Bob Woytowich
1968 - 1969:	Elmer Vasko
1969 - 1970:	Claude Larose
1970 - 1974:	Ted Harris
1974 - 1976:	Bill Goldsworthy
1976 - 1977:	Bill Hogaboam
1977 - 1978:	Nick Beverley
1978 - 1979:	J.P. Parise
1979 - 1981:	Paul Shmyr
1981 - 1982:	Tim Young
1982 - 1988:	Craig Hartsburg
1983 - 1984:	Brian Bellows*
1988 - 1989^:	Curt Fraser
-	Curt Giles
-	Bob Rouse
1989 - 1990^:	Stewart Gavin
-	Curt Giles
-	Basil McRae
1990 - 1991:	Curt Giles
1991 - 1994:	Mark Tinordi
1994 - 1995:	Neal Broten
1995 - 2003:	Derian Hatcher
2003 - 2006:	Mike Modano
2006 - 2013:	Brenden Morrow

- * Hartsburg was injured most of 1983-84 season

^ Shared duties as captain for the season

OVERALL SEASONAL FINAL RECORDS

SEASON	GMS	W	L	T/OTL	PTS	PCT	*FINISH	COACHES
1967-68	74	27	32	15	69	0.466	4TH	W. BLAIR (27-32-15)
1968-69	76	18	43	15	51	0.336	6TH	W. BLAIR (12-20-9), J. MUCKLER (6-23-6)
1969-70	76	19	35	22	60	0.395	3RD	W. BLAIR (9-13-10), C. BURNS (10-22-12)
1970-71	78	28	34	16	72	0.462	4TH	J. GORDON (28-34-16)
1971-72	78	37	29	12	86	0.551	2ND	J. GORDON (37-29-12)
1972-73	78	37	30	11	85	0.545	3RD	J. GORDON (37-30-11)
1973-74	78	23	38	17	63	0.404	7TH	J. GORDON (3-8-6), P. MACDONALD (20-30-11)
1974-75	80	23	50	7	53	0.331	4TH	J. GORDON (11-22-5), C. BURNS (12-28-2)
1975-76	80	20	53	7	47	0.294	4TH	T. HARRIS (20-53-7)
1976-77	80	23	39	18	64	0.400	2ND	T. HARRIS (23-39-18)
1977-78	80	18	53	9	45	0.281	5TH	T. HARRIS (5-12-2), A. BEAULIEU (6-23-3), L. NANNIE (7-18-4)
1978-79	80	28	40	12	68	0.425	4TH	H. HOWELL (3-6-2), G. SONMOR (25-34-10)
1979-80	80	36	28	16	88	0.550	3RD	G. SONMOR (36-28-16)
1980-81	80	35	28	17	87	0.544	3RD	G. SONMOR (35-28-17)
1981-82	80	37	23	20	94	0.588	1ST	G. SONMOR (37-23-20)
1982-83	80	40	24	16	96	0.600	2ND	G. SONMOR (22-12-9), M. OLIVER (18-12-7)
1983-84	80	39	31	10	88	0.550	1ST	B. MAHONEY (39-31-10)
1984-85	80	25	43	12	62	0.388	4TH	B. MAHONEY (3-8-2), G. SONMOR (22-35-10)
1985-86	80	38	33	9	85	0.531	2ND	L. HENNING (38-33-9)
1986-87	80	30	40	10	70	0.438	5TH	L. HENNING (30-39-9), G. SONMOR (0-1-1)
1987-88	80	19	48	13	51	0.319	5TH	H. BROOKS (19-48-13)
1988-89	80	27	37	16	70	0.438	3RD	P. PAGE (27-37-16)
1989-90	80	36	40	4	76	0.475	4TH	P. PAGE (36-40-4)
1990-91	80	27	39	14	68	0.425	4TH	B. GAINEY (27-39-14)
1991-92	80	32	42	6	70	0.438	4TH	B. GAINEY (32-42-6)
1992-93	84	36	38	10	82	0.488	5TH	B. GAINEY (36-38-10)
1993-94	84	42	29	13	97	0.577	3RD	B. GAINEY (42-29-13)
1994-95	48	17	23	8	42	0.438	5TH	B. GAINEY (17-23-8)
1995-96	82	26	42	14	66	0.402	6TH	B. GAINEY (11-19-9), K. HITCHCOCK (15-23-5)
1996-97	82	48	26	8	104	0.634	1ST	K. HITCHCOCK (48-26-8)
1997-98	82	49	22	11	109	0.665	1ST	K. HITCHCOCK (49-22-11)
1998-99	82	51	19	12	114	0.695	1ST	K. HITCHCOCK (51-19-12)
1999-00	82	43	23	16	102	0.622	1ST	K. HITCHCOCK (43-23-10-6)
2000-01	82	48	24	10	106	0.646	1ST	K. HITCHCOCK (48-24-8-2)
2001-02	82	36	28	18	90	0.549	4TH	K. HITCHCOCK (23-17-6-4), R. WILSON (13-11-7-1)
2002-03	82	46	17	19	111	0.677	1ST	D. TIPPETT (46-17-15-4)
2003-04	82	41	26	15	97	0.591	2ND	D. TIPPETT (41-26-13-2)
2005-06	82	53	23	6	112	0.683	1ST	D. TIPPETT (53-23-6)
2006-07	82	50	25	7	107	0.652	3RD	D. TIPPETT (50-25-7)
2007-08	82	45	30	7	97	0.591	3RD	D. TIPPETT (45-30-7)
2008-09	82	36	35	11	83	0.506	3RD	D. TIPPETT (36-35-11)
2009-10	82	37	31	14	88	0.537	5TH	M. CRAWFORD (37-31-14)
2010-11	82	42	29	11	95	0.579	5TH	M. CRAWFORD (42-29-11)
2011-12	82	42	35	5	89	0.543	4TH	G. GULUTZAN (42-35-5)
2012-13	48	22	22	4	48	0.500	5TH	G. GULUTZAN (22-22-4)
MIN TOTAL	2,062	758	970	334	1,850	.449		
DAL TOTAL	1,492	774	509	209	1,757	.589		
TOTAL	3,554	1,532	1,479	543	3,607	.507		

* Indicates where club finished within division

HOME/ROAD FINAL SEASONAL RECORDS

SEASON	HOME							ROAD						
	GP	W	L	OTL/T	GF	GA	PTS	GP	W	L	OTL/T	GF	GA	PTS
1967-68	37	17	12	8	103	88	42	37	10	20	7	88	138	27
1968-69	38	11	21	6	98	115	28	38	7	22	9	91	155	23
1969-70	38	11	16	11	120	131	33	38	8	19	11	104	126	27
1970-71	39	16	15	8	104	107	40	39	12	19	8	87	116	32
1971-72	39	22	11	6	120	83	50	39	15	18	6	92	108	36
1972-73	39	26	8	5	154	95	57	39	11	22	6	100	135	28
1973-74	39	18	15	6	144	123	42	39	5	23	11	91	152	21
1974-75	40	17	20	3	133	161	37	40	6	30	4	88	180	16
1975-76	40	15	22	3	121	151	33	40	5	31	4	76	152	14
1976-77	40	17	14	9	134	140	43	40	6	25	9	106	170	21
1977-78	40	12	24	4	123	151	28	40	6	29	5	95	174	17
1978-79	40	19	15	6	143	116	44	40	9	25	6	114	173	24
1979-80	40	25	8	7	180	102	57	40	11	20	9	131	151	31
1980-81	40	23	10	7	166	120	53	40	12	18	10	125	143	34
1981-82	40	21	7	12	202	142	54	40	16	16	8	144	146	40
1982-83	40	23	6	11	170	128	57	40	17	18	5	151	162	39
1983-84	40	22	14	4	179	160	48	40	17	17	6	166	184	40
1984-85	40	14	19	7	147	153	35	40	11	24	5	121	168	27
1985-86	40	21	15	4	161	137	46	40	17	18	5	166	168	39
1986-87	40	17	20	3	150	143	37	40	13	20	7	146	171	33
1987-88	40	10	24	6	125	161	26	40	9	24	7	117	188	25
1988-89	40	17	15	8	141	135	42	40	10	22	8	117	143	28
1989-90	40	26	12	2	160	127	54	40	10	28	2	124	164	22
1990-91	40	19	15	6	149	120	44	40	8	24	8	107	146	24
1991-92	40	20	16	4	135	116	44	40	12	26	2	111	162	26
1992-93	42	18	17	7	141	140	43	42	18	21	3	131	153	39
1993-94	42	23	12	7	148	119	53	42	19	17	6	138	146	44
1994-95	24	9	10	5	77	72	23	24	8	13	3	59	63	19
1995-96	41	14	18	9	116	132	37	41	12	24	5	111	148	29
1996-97	41	25	13	3	137	103	53	41	23	13	5	115	95	51
1997-98	41	26	8	7	123	73	59	41	23	14	4	119	94	50
1998-99	41	29	8	4	134	86	62	41	22	11	8	102	82	52
1999-00	41	21	11	9	106	91	51	41	22	12	7	105	93	51
2000-01	41	26	10	5	132	85	57	41	22	14	5	109	102	49
2001-02	41	18	13	10	104	105	46	41	18	15	8	111	108	44
2002-03	41	28	5	8	131	75	64	41	18	12	11	114	94	47
2003-04	41	26	7	8	118	77	60	41	15	19	7	76	98	37
2004-05	0	0	0	0	0	0	0	0	0	0	0	0	0	0
2005-06	41	28	11	2	134	108	58	41	25	12	4	131	110	54
2006-07	41	28	11	2	119	99	58	41	22	14	5	107	98	49
2007-08	41	23	16	2	124	96	48	41	22	14	5	118	111	49
2008-09	41	20	16	5	118	119	45	41	16	19	6	106	132	38
2009-10	41	23	11	7	126	113	53	41	14	20	7	104	131	35
2010-11	41	22	11	8	117	101	52	41	20	18	3	110	132	43
2011-12	41	22	16	3	112	113	47	41	20	19	2	99	109	42
2012-13	24	11	11	2	65	68	24	24	11	11	2	65	74	24
MIN	1,031	477	391	163	3703	3345	1117	1031	281	579	171	2989	4028	733
DAL	746	422	218	106	2241	1835	950	746	352	291	103	1999	2020	807
TOTAL	1,777	899	609	269	5,944	5180	2067	1,777	633	870	274	4,988	6,048	1,540

SPECIAL TEAMS SEASONAL RECORDS

POWER PLAY

PENALTY KILL

SEASON	GP	ADV	PPGF	%	RANK	GP	TS	PPGA	%	RANK
1967-68	74	261	55	21.1	2nd/12	74	216	29	86.5	2nd/12
1968-69	76	246	47	19.1	4th/12	76	249	41	83.5	6th/12
1969-70	76	274	57	20.8	4th/12	76	284	65	77.2	11th/12
1970-71	78	259	38	14.7	13th/14	78	268	55	79.5	10th/14
1971-72	78	262	53	20.2	5th/14	78	277	49	82.3	7th/14
1972-73	78	237	37	15.6	13th/16	78	265	59	77.7	13th/16
1973-74	78	207	37	17.9	10th/16	78	254	51	79.9	10th/16
1974-75	80	293	45	15.4	16th/18	80	303	81	73.3	17th/18
1975-76	80	331	48	14.5	16th/18	80	309	82	73.5	17th/18
1976-77	80	339	59	17.4	15th/18	80	211	57	73.0	18th/18
1977-78	80	328	49	14.9	17th/18	80	218	61	72.0	16th/18
1978-79	80	289	63	21.8	11th/17	80	232	48	79.3	5th/17
1979-80	80	316	75	23.7	9th/21	80	240	43	82.1	5th/21
1980-81	80	408	88	21.6	14th/21	80	304	64	78.9	7th/21
1981-82	80	362	89	24.6	6th/21	80	271	49	81.9	1st/21
1982-83	80	345	91	26.4	4th/21	80	347	67	80.7	7th/21
1983-84	80	340	91	26.8	1st/21	80	407	89	78.1	10th/21
1984-85	80	335	71	21.2	16th/21	80	358	88	75.4	17th/21
1985-86	80	370	88	23.8	6th/21	80	387	80	79.3	7th/21
1986-87	80	355	83	23.4	5th/21	80	376	92	75.5	19th/21
1987-88	80	450	81	18.0	15th/21	80	436	108	75.2	21st/21
1988-89	80	392	78	19.9	15th/21	80	441	82	81.4	8th/21
1989-90	80	386	81	21.0	11th/21	80	397	74	81.4	5th/21
1990-91	80	382	76	19.9	T-9th/21	80	378	75	80.2	12th/21
1991-92	80	446	76	17.0	21st/22	80	417	77	81.5	8th/22
1992-93	84	445	85	19.1	13th/24	84	455	81	82.2	9th/24
1993-94	84	440	81	18.4	15th/26	84	428	68	84.1	4th/26
1994-95	48	248	39	15.7	19th/26	48	218	34	84.4	8th/26
1995-96	82	443	67	15.1	23rd/26	82	418	82	80.4	21st/26
1996-97	82	314	46	14.6	T18th/26	82	308	51	83.4	T-14th/26
1997-98	82	385	77	20.0	1st/26	82	351	42	88.0	2nd/26
1998-99	82	393	74	18.8	6th/27	82	319	43	86.5	6th/27
1999-00	82	343	53	15.7	19th/28	82	307	33	*89.3	1st/28
2000-01	82	367	72	19.6	6th/30	82	355	49	86.2	4th/30
2001-02	82	350	60	17.1	8th/30	82	319	59	81.5	T26th/30
2002-03	82	327	62	19.0	5th/30	82	346	50	85.5	5th/30
2003-04	82	328	52	15.9	18th/30	82	311	44	85.9	4th/30
2004-05	-	-	-	-	-	-	-	-	-	-
2005-06	82	498	88	17.7	T-19th/30	82	504	82	83.7	T-10th/30
2006-07	82	427	79	18.5	T-7th/30	82	377	59	84.4	11th/30
2007-08	82	354	64	18.1	13th/30	82	352	51	85.5	2nd/30
2008-09	82	351	54	15.4	27th/30	82	327	70	78.6	24th/30
2009-10	82	328	61	18.6	12th/30	82	288	65	77.4	27th/30
2010-11	82	306	55	18.0	14th/30	82	277	55	80.1	23th/30
2011-12	82	244	33	13.5	30th/30	82	303	52	82.8	13th/30
2012-13	48	171	29	17.0	18th/30	48	179	34	81.0	17th/30

SHORTHANDED GOALS

SEASON	GF	GA	SEASON	GF	GA	SEASON	GF	GA
1967-68	1	8	1983-84	18	8	1999-00	9	9
1968-69	3	8	1984-85	4	14	2000-01	7	7
1969-70	10	7	1985-86	11	12	2001-02	7	8
1970-71	6	4	1986-87	9	18	2002-03	9	6
1971-72	4	6	1987-88	10	10	2003-04	5	11
1972-73	1	7	1988-89	17	9	2004-05	-	-
1973-74	5	5	1989-90	14	16	2005-06	10	7
1974-75	3	10	1990-91	9	7	2006-07	3	6
1975-76	2	16	1991-92	7	22	2007-08	13	8
1976-77	9	11	1992-93	9	17	2008-09	2	4
1977-78	3	10	1993-94	8	16	2009-10	9	8
1978-79	4	9	1994-95	4	7	2010-11	10	15
1979-80	4	7	1995-96	8	20	2011-12	5	3
1980-81	7	13	1996-97	11	9	2012-13	2	3
1981-82	11	9	1997-98	11	9			
1982-83	17	20	1998-99	6	4			

SEASONAL LEADERS BY CATEGORY

SEASON	GOALS	ASSISTS	POINTS	PENALTY MINUTES
1967-68	35 Connelly	35 Boudrias	56 Connelly	90 Balon
1968-69	34 Grant	38 Cullen	65 Grant	151 Goldsworthy
1969-70	36 Goldsworthy	52 Williams	72 Parise	182 Gibbs
1970-71	34 Grant, Goldsworthy	52 Drouin	68 Drouin	132 Gibbs
1971-72	31 Goldsworthy	43 Drouin	62 Goldsworthy	128 Gibbs
1972-73	32 Grant	52 Hextall	82 Hextall	140 Hextall
1973-74	48 Goldsworthy	62 Hextall	82 Hextall	166 O'Brien
1974-75	37 Goldsworthy	57 Hextall	74 Hextall	147 Hextall
1975-76	24 Goldsworthy	35 Hextall	51 Young	187 O'Brien
1976-77	30 Hicke	66 Young	96 Young	116 O'Brien
1977-78	23 Young	39 Eriksson	60 Eriksson	105 Engele
1978-79	30 B. Smith	44 B. Smith	74 B. Smith	147 G. Smith
1979-80	42 MacAdam, Payne	56 B. Smith	93 MacAdam	126 Maxwell
1980-81	30 Payne	64 B. Smith	93 B. Smith	128 G. Smith
1981-82	55 Ciccarelli	71 B. Smith	114 B. Smith	138 Ciccarelli
1982-83	37 Ciccarelli	53 B. Smith	77 N. Broten, B. Smith	170 Plett
1983-84	41 Bellows	61 N. Broten	89 N. Broten	316 Plett
1984-85	29 Payne	41 Maruk	62 Bellows	232 Snepsts
1985-86	44 Ciccarelli	76 N. Broten	105 N. Broten	231 Plett
1986-87	52 Ciccarelli	51 Ciccarelli	103 Ciccarelli	263 Plett
1987-88	41 Ciccarelli	45 Ciccarelli	86 Ciccarelli	382 McRae
1988-89	35 Gagner	43 Gagner	78 Gagner	365 McRae
1989-90	55 Bellows	62 N. Broten	99 Bellows	351 McRae
1990-91	40 Gagner	56 N. Broten	82 Gagner	284 Churla
1991-92	36 Dahlen	45 Bellows	77 Modano	278 Churla
1992-93	36 Courtnall	60 Modano	93 Modano	286 Churla
1993-94	50 Modano	57 Courtnall	93 Modano	333 Churla
1994-95	14 Gagner	28 Gagner	42 Gagner	186 Churla
1995-96	36 Modano	45 Modano	81 Modano	176 Huard
1996-97	35 Modano	48 Modano	83 Modano	142 Harvey
1997-98	39 Nieuwendyk	47 Zubov	69 Nieuwendyk	170 Verbeek
1998-99	34 Modano	47 Modano	81 Modano	133 Verbeek
1999-00	38 Modano	43 Modano	81 Modano	81 Morrow
2000-01	39 Hull	51 Modano	84 Modano	128 Morrow
2001-02	34 Modano	43 Modano	77 Modano	109 Morrow
2002-03	31 Lehtinen	57 Modano	85 Modano	134 Morrow
2003-04	34 Guerin	36 Arnott	69 Guerin	152 Ott
2004-05	--	--	--	--
2005-06	33 Lehtinen	58 Zubov	77 Modano	183 Morrow
2006-07	26 Lehtinen	42 Zubov	59 Ribeiro	127 Barnaby
2007-08	36 Morrow	56 Ribeiro	83 Ribeiro	147 Ott
2008-09	36 Eriksson	56 Ribeiro	78 Ribeiro	135 Ott
2009-10	29 Eriksson	67 Richards	91 Richards	153 Ott
2010-11	33 Morrow	52 Ribeiro	77 Richards	183 Ott
2011-12	35 Ryder	45 Eriksson, Ribeiro	71 Eriksson	156 Ott
2012-13	12 Benn, Eriksson	24 Goligoski	33 Benn	Roussel 85

SEASON	POWER PLAY GOALS	SH GOALS	GOALIE WINS	GOALS AGAINST AVG.
1967-68	14 Connelly	1 Balon	22 Maniago	2.77 Maniago
1968-69	11 Grant	13 players	18 Maniago	3.30 Maniago
1969-70	14 Grant	6 Collins	9 Maniago	2.65 Worsley
1970-71	12 Grant	3 Hampson	12 Maniago	2.49 Worsley
1971-72	7 3 players	2 Hampson	20 Maniago	2.12 Worsley
1972-73	8 Goldsworthy	1 Burns	21 Maniago	2.88 Worsley
1973-74	12 Goldsworthy	2 Featherstone	12 Maniago	3.22 Worsley
1974-75	11 Goldsworthy	13 players	11 Maniago	4.19 LoPresti
1975-76	6 Goldsworthy, Hicke	12 players	13 Maniago	3.35 Maniago
1976-77	10 3 players	3 Youngmans	13 Maniago	3.61 LoPresti
1977-78	12 Brad Maxwell	2 Brasar	12 LoPresti	3.82 Harrison
1978-79	9 B. Smith	22 players	20 Meloche	3.33 Meloche
1979-80	16 Payne	2 Young	27 Meloche	3.06 Meloche
1980-81	13 B. Smith	4 Andersson	18 Beaupre	3.20 Beaupre
1981-82	20 Ciccarelli, B. Smith	4 Hankansson	26 Meloche	3.47 Meloche
1982-83	15 Ciccarelli, Bellows	5 Eaves	20 Meloche	3.57 Meloche
1983-84	16 Ciccarelli, McCarthy	5 Bellows	21 Meloche	4.12 Beaupre
1984-85	14 Payne	13 players	10 Meloche, Beaupre	3.69 Beaupre
1985-86	19 Ciccarelli	4 Graham	25 Beaupre	3.55 Beaupre
1986-87	22 Ciccarelli	5 Graham	17 Beaupre	3.44 Takko
1987-88	21 Bellows	22 players	10 Beaupre	3.71 Casey
1988-89	11 Gagner	5 N. Broten	18 Casey	3.06 Casey
1989-90	21 Bellows	3 Gavin	3 Casey	3.22 Casey
1990-91	20 Gagner	3 Berezan	21 Casey	2.98 Casey
1991-92	17 Gagner	3 Elik	19 Casey	3.28 Wakaluk
1992-93	17 Gagner	3 N. Broten	26 Casey	3.33 Casey
1993-94	18 Modano	3 McPhee	24 Moog	2.64 Wakaluk
1994-95	14 Gagner	3 Gilchrist	10 Moog	2.44 Moog
1995-96	11 Adams	4 Modano	13 Moog	2.99 Moog
1996-97	9 Modano	5 Modano	28 Moog	2.15 Moog
1997-98	14 Nieuwendyk	5 Modano	37 Belfour	1.88 Belfour
1998-99	15 Hull	4 Modano	35 Belfour	1.99 Belfour
1999-00	11 Hull, Modano	4 Keane	32 Belfour	2.10 Belfour
2000-01	12 Nieuwendyk	3 Modano	35 Belfour	1.90 Turco
2001-02	8 Zubov	22 players	21 Belfour	2.09 Turco
2002-03	11 Guerin	3 Morrow	31 Turco	1.72 Turco
2003-04	9 Guerin, Morrow	15 players	37 Turco	1.98 Turco
2004-05	--	--	--	--
2005-06	14 Lehtinen	2 Kapanen	41 Turco	2.55 Turco
2006-07	12 Boucher	13 players	38 Turco	2.23 Smith, Turco
2007-08	12 Morrow	4 Hagman	32 Turco	2.31 Turco
2008-09	9 Neal	1 Eriksson, Sutherby	33 Turco	2.81 Turco
2009-10	13 Richards	2 Eriksson, Ribeiro	22 Turco	2.72 Turco
2010-11	10 Eriksson	4 Benn	34 Lehtonen	2.55 Lehtonen
2011-12	7 Ryder	2 Eriksson	32 Lehtonen	2.33 Lehtonen
2012-13	6 Jagr	1 Eriksson, Nystrom	15 Lehtonen	2.66 Lehtonen

SEASONAL STREAKS

SEASON	TOTAL				HOME				ROAD			
	W	P	L	WL	W	P	L	WL	W	P	L	WL
1967-68	4	5	5	8	5	5	3	5	5	6	5	9
1968-69	3	8	8	14	4	4	4	10	1	6	5	8
1969-70	4	6	4	*20(813)	4	4	6	*12	4	2	4	17
1970-71	4	4	4	7	4	4	4	6	4	4	4	7
1971-72	6	9	4	6	5	5	3	3	4	6	6	7
1972-73	6	7	4	6	*11	13	3	3	3	4	4	7
1973-74	2	4	5	11	6	8	5	5	4	4	4	4
1974-75	2	5	5	5	7	8	5	5	1	1	1	*23
1975-76	4	4	*50	11	7	7	5	5	1	1	2	*7
1976-77	2	4	5	11	3	3	5	5	1	1	4	13
1977-78	2	4	5	12	3	3	5	10	2	2	6	14
1978-79	4	6	4	8	3	5	5	5	2	3	3	8
1979-80	*7	7	8	8	7	13	2	4	2	4	4	6
1980-81	5	8	5	8	5	10	2	5	2	5	5	8
1981-82	12	10	4	5	4	9	1	5	2	5	5	5
1982-83	5	5	5	5	5	11	2	5	4	4	4	5
1983-84	5	8	4	5	5	7	4	6	6	6	5	5
1984-85	3	4	5	5	2	4	4	5	1	1	4	6
1985-86	5	5	5	6	4	4	2	3	3	3	3	5
1986-87	6	5	5	6	4	4	2	3	4	4	4	4
1987-88	6	4	5	7	4	5	4	4	4	4	*8	5
1988-89	6	6	4	4	4	5	4	4	4	4	4	4
1989-90	4	7	8	8	8	8	3	5	4	4	8	9
1990-91	4	6	4	7	6	13	4	7	2	3	8	8
1991-92	3	3	5	5	4	4	2	4	3	3	6	5
1992-93	5	5	5	9	3	6	4	4	3	3	5	5
1993-94	4	4	4	4	4	11	4	4	7	8	4	4
1994-95	3	7	7	7	7	7	4	3	4	4	6	4
1995-96	3	6	6	7	5	4	4	10	4	4	4	10
1996-97	*7	11	4	4	5	11	2	3	4	7	3	3
1997-98	*7	10	5	5	7	8	3	3	3	*6	3	3
1998-99	6	*15	4	4	4	7	2	2	3	*10	4	4
1999-00	4	6	4	4	4	4	4	7	4	7	4	4
2000-01	4	13	4	4	4	8	2	2	6	6	4	4
2001-02	4	6	4	4	3	3	4	6	3	3	3	9
2002-03	4	12	5	5	6	9	2	2	3	*10	5	5
2003-04	5	9	5	7	5	*17	1	2	3	3	5	6
2004-05	6	6	4	4	6	8	4	4	4	6	4	4
2005-06	6	6	4	4	6	6	4	4	4	6	4	4
2006-07	6	6	4	4	6	6	4	4	4	6	4	4
2007-08	*7	8	4	5	5	5	4	4	5	5	3	3
2008-09	5	8	5	7	5	8	*6	6	3	4	4	5
2009-10	2	3	3	3	4	7	2	4	2	7	10	7
2010-11	2	11	3	3	4	13	3	3	*8	7	7	4
2011-12	5	5	5	5	4	5	3	3	6	4	4	4
2012-13	5	5	4	5	3	2	2	3	5	4	3	4

W=Win: 2 points earned in the standings (earned in regulation, OT, SO, **not** Ties)
P=Points: 1 or 2 points earned in the standings (includes all types of wins, ties, OT or SO losses, but **not** regulation losses)
L=Losing: 0 points earned in the standings (includes losses in regulation, **not** OT/SO losses or ties)
WL= Winless: 0 or 1 point earned in standings (includes regulation losses, OT/SO Losses, ties, **not** OT/SO Wins or wins in regulation)

LONGEST GOAL SCORING STREAKS

PLAYER	GAMES	DATES	GOALS IN STREAK
Brian Bellows	10 games	Mar. 12 – 31, 1990	12 goals
Bill Goldsworthy	7 games	Feb. 6 – 17, 1971	9 goals
Neal Broten	7 games	Jan. 23 – Feb. 4, 1982	7 goals
Dave Gagner	7 games	Dec. 26 – Jan. 7, 1993	7 goals
Bill Goldsworthy	6 games	Jan. 21 – 31, 1971	6 goals
Danny Grant	6 games	Nov. 3 – 17, 1973	9 goals
Tim Young	6 games	Mar. 19 – 30, 1980	6 goals
Dirk Graham	6 games	Mar. 16 – 26, 1985	6 goals
Mike Modano	6 games	Feb. 29 – Mar. 10, 1992	7 goals
Mike Modano	6 games	Jan. 21 – 31, 1997	7 goals
Mike Modano	6 games	Dec. 2 – 15, 2001	7 goals
Mike Modano	6 games	Jan. 2 – 13, 2002	9 goals
Jere Lehtinen	6 games	Dec. 7 – 19, 2005	7 goals
Jamie Benn	6 games	Mar. 1 – 11, 2011	6 goals

SEASONAL ATTENDANCE FIGURES

SEASON	TOTAL	AVERAGE	PLAYOFF TOTAL	PLAYOFF AVERAGE
1967-68	438,891	11,861	48,896	9,779
1968-69	490,940	12,919	---	---
1969-70	544,061	14,317	44,329	14,776
1970-71	565,616	14,503	91,385	15,231
1971-72	597,461	15,319	62,497	15,624
1972-73	595,290	15,264	46,760	15,587
1973-74	589,752	15,251	---	---
1974-75	543,460	13,587	---	---
1975-76	386,229	9,655	---	---
1976-77	363,325	9,083	15,503	15,503
1977-78	346,631	8,666	---	---
1978-79	428,899	10,722	---	---
1979-80	523,773	13,094	105,194	15,028
1980-81	567,199	14,180	126,272	15,784
1981-82	608,797	15,220	31,243	15,621
1982-83	579,403	14,485	61,617	15,404
1983-84	574,206	14,355	136,886	15,210
1984-85	539,218	13,480	57,884	14,471
1985-86	528,622	13,215	42,380	14,127
1986-87	540,460	13,512	---	---
1987-88	457,617	11,440	---	---
1988-89	391,787	9,795	19,286	9,643
1989-90	454,147	11,354	43,271	14,427
1990-91	313,522	7,838	164,097	14,918
1991-92	538,860	13,447	41,739	13,913
1992-93	556,397	13,910	---	---
1993-94	660,909	16,119	67,656	16,914
1994-95	401,499	16,729	32,218	16,109
1995-96	638,456	15,572	---	---
1996-97	655,878	15,997	67,190	16,798
1997-98	675,053	16,465	152,352	16,928
1998-99	693,225	16,908	204,012	17,001
1999-00	697,041	17,001	221,013	17,001
2000-01	697,041	17,001	85,005	17,001
2001-02	759,812	18,532	---	---
2002-03	759,812	18,532	111,192	18,532
2003-04	752,556	18,355	37,064	18,532
2004-05	---	---	---	---
2005-06	730,979	17,829	55,596	18,532
2006-07	734,508	17,915	55,664	18,555
2007-08	739,585	18,039	166,892	18,543
2008-09	723,322	17,642	---	---
2009-10	705,817	17,215	---	---
2010-11	617,997	15,073	---	---
2011-12	590,309	14,398	---	---
2012-13	409,521	17,064	---	---
TOTAL	25,707,883	14,508	2,395,093	15,918

Met Center (Bloomington, Minnesota): 1967-1993

Reunion Arena (Dallas, Texas) - 1993-2001

American Airlines Center (Dallas, Texas) - 2001-Present

ALL-TIME SCORING LIST

RANK	PLAYER	FROM	TO	GP	G	A	PTS
1	Mike Modano	1989-1990	2009-2010	1,459	557	802	1,359
2	Neal Broten	1980-1981	1996-1997	992	274	593	867
3	Brian Bellows	1982-1983	1991-1992	753	342	380	722
4	Dino Ciccarelli	1980-1981	1988-1989	602	332	319	651
5	Bobby Smith	1978-1979	1992-1993	572	185	369	554
6	Sergei Zubov	1996-1997	2008-2009	839	111	438	549
7	Dave Gagner	1987-1988	1995-1996	609	247	287	534
8	Brenden Morrow	1999-2000	2012-2013	835	243	285	528
9	Jere Lehtinen	1995-1996	2009-2010	875	243	271	514
10	Bill Goldsworthy	1967-1968	1976-1977	670	267	239	506
11	Timothy Young	1975-1976	1982-1983	564	178	316	494
12	Steven Payne	1978-1979	1987-1988	613	228	238	466
13	Craig Hartsburg	1979-1980	1988-1989	570	98	315	413
14	Mike Ribeiro	2006-2007	2011-2012	461	123	284	407
15	Jean-Paul Parise	1967-1968	1978-1979	588	154	242	396
16	Loui Eriksson	2006-2007	2012-2013	501	150	207	357
17	Daniel Grant	1968-1969	1973-1974	463	176	177	353
18	Joe Nieuwendyk	1995-1996	2001-2002	442	178	162	340
19	Reginald Macadam	1978-1979	1983-1984	459	138	202	340
20	Darryl Sydor	1995-1996	2008-2009	714	69	265	334
21	Thomas McCarthy	1979-1980	1985-1986	385	146	187	333
22	Dennis Hextall	1971-1972	1975-1976	328	84	216	300
23	Brad Maxwell	1977-1978	1986-1987	471	82	217	299
24	Derian Hatcher	1991-1992	2002-2003	827	71	223	294
25	Ulf Dahlen	1989-1990	2002-2003	369	130	149	279
26	Jude Drouin	1970-1971	1974-1975	319	79	183	262
27	Gordon Roberts	1980-1981	1987-1988	555	33	224	257
28	Jamie Langenbrunner	1994-1995	2010-2011	471	95	158	253
29	Glen Sharpley	1976-1977	1980-1981	318	98	138	236
30	Dennis Maruk	1978-1979	1988-1989	309	80	156	236
31	Keith Acton	1983-1984	1987-1988	343	87	148	235
32	Brad Richards	2007-2008	2010-2011	220	70	157	227
33	Lou Nanne	1967-1968	1977-1978	635	68	157	225
34	Steve Ott	2002-2003	2011-2012	566	85	135	220
35	Curt Giles	1979-1980	1990-1991	760	40	177	217
36	Stephane Robidas	2002-2003	2012-2013	680	42	164	206
37	Murray Oliver	1970-1971	1974-1975	371	83	118	201
38	Brett Hull	1998-1999	2000-2001	218	95	101	196
39	Jamie Benn	2009-2010	2012-2013	263	82	111	193
40	Jason Arnott	2001-2002	2005-2006	236	79	105	184
41	Russ Courtnall	1992-1993	1994-1995	200	66	110	176
42	Trevor Daley	2003-2004	2012-2013	621	42	126	168
43	Richard Matvichuk	1992-1993	2003-2004	733	38	129	167
44	Pat Verbeek	1996-1997	2001-2002	305	72	92	164
45	Brian Lawton	1983-1984	1987-1988	303	71	91	162
46	Ray Cullen	1967-1968	1969-1970	208	71	91	162
47	Philippe Boucher	2002-2003	2008-2009	346	52	110	162
48	Bill Guerin	2002-2003	2005-2006	216	72	87	159
49	Barry Gibbs	1969-1970	1974-1975	375	35	121	156
50	Dean Talafous	1974-1975	1977-1978	277	61	90	151

TOP-10 RANKINGS

SINGLE SEASON

RANK	PLAYER	G	SEASON
1	Brian Bellows	55	1989-90
T1.	Dino Ciccarelli	55	1981-82
3	Dino Ciccarelli	52	1986-87
4	Mike Modano	50	1993-94
5	Bill Goldsworthy	48	1973-74
6	Dino Ciccarelli	44	1985-86
7	Bobby Smith	43	1981-82
T7.	Scott Bjurgstad	43	1985-86
9	Al MacAdam	42	1979-80
T9.	Steve Payne	42	1979-80

RANK	PLAYER	A	SEASON
1	Neal Broten	76	1985-86
2	Bobby Smith	71	1981-82
3	Brad Richards	67	2009-10
4	Tim Young	66	1976-77
5	Bobby Smith	64	1980-81
6	Neal Broten	62	1989-90
T6.	Dennis Hextall	62	1973-74
8	Neal Broten	61	1983-84
9	Craig Hartsburg	60	1981-82
T9.	Mike Modano	60	1992-93
T9.	Neal Broten	60	1981-82

RANK	PLAYER	P	SEASON
1	Bobby Smith	114	1981-82
2	Dino Ciccarelli	106	1981-82
3	Neal Broten	105	1985-86
4	Dino Ciccarelli	103	1986-87
5	Brian Bellows	99	1989-90
6	Neal Broten	98	1981-82
7	Tim Young	95	1976-77
8	Bobby Smith	93	1980-81
	Al MacAdam	93	1979-80
	Mike Modano	93	1992-93
	Mike Modano	93	1993-94

RANK	PLAYER	+/-	SEASON
1	Mike Modano	+43	1996-97
2	Jere Lehtinen	+39	2002-03
3	Steve Payne	+37	1979-80
	Darryl Sydor	+37	1996-97
	Derian Hatcher	+37	2002-03
6	Al MacAdam	+36	1979-80
7	Mike Modano	+34	2002-03
8	Grant Ledyard	+31	1996-97
9	Brenden Morrow	+30	2005-06
10	Mike Modano	+29	1998-99
	Jere Lehtinen	+29	1998-99
	Dennis Hextall	+29	1972-73

FRANCHISE, ALL-TIME

RANK	PLAYER	G
1	Mike Modano	557
2	Brian Bellows	342
3	Dino Ciccarelli	332
4	Neal Broten	274
5	Bill Goldsworthy	267
6	Dave Gagner	247
7	Brenden Morrow	243
T7.	Jere Lehtinen	243
9	Steve Payne	228
10	Bobby Smith	185

RANK	PLAYER	A
1	Mike Modano	802
2	Neal Broten	593
3	Sergei Zubov	438
4	Brian Bellows	380
5	Bobby Smith	369
6	Dino Ciccarelli*	319
7	Tim Young	316
8	Craig Hartsburg	315
9	Dave Gagner	287
10	Brenden Morrow	285

RANK	PLAYER	P
1	Mike Modano	1359
2	Neal Broten	867
3	Brian Bellows	722
4	Dino Ciccarelli	651
5	Bobby Smith	554
6	Sergei Zubov	549
7	Dave Gagner	534
8	Brenden Morrow	528
9	Jere Lehtinen	514
10	Bill Goldsworthy	506

RANK	PLAYER	+/-
1	Jere Lehtinen	+176
2	Mike Modano	+118
3	Sergei Zubov	+103
4	Brenden Morrow	+102
5	Derian Hatcher	+88
6	Darryl Sydor	+82
7	Philippe Boucher	+72
8	Richard Matvichuk	+45
9	Jason Arnott	+44
10	Tom McCarthy	+41

SINGLE SEASON

RANK	PLAYER	PIM	SEASON
1	Basil McRae	382	1987-88
2	Basil McRae	365	1988-89
3	Basil McRae	351	1989-90
4	Shane Churla	333	1993-94
5	Willi Plett	316	1983-84
6	Richard Zemiak	307	1987-88
7	Shane Churla	292	1989-90
8	Shane Churla	286	1990-91
	Shane Churla	286	1992-93
10	Shane Churla	278	1991-92

RANK	PLAYER	PPG	SEASON
1	Dino Ciccarelli	22	1986-87
2	Brian Bellows	21	1989-90
	Brian Bellows	21	1987-88
4	Dave Gagner	20	1990-91
	Bobby Smith	20	1981-82
	Dino Ciccarelli	20	1981-82
7	Dino Ciccarelli	19	1985-86
8	Mike Modano	18	1993-94
9	Brian Bellows	17	1990-91
	Dave Gagner	17	1991-92
	Dave Gagner	17	1992-93

RANK	PLAYER	GWG	SEASON
1	Joe Nieuwendyk	11	1997-98
	Brett Hull	11	1998-99
3	Bill Guerin	10	2003-04
4	Brian Bellows	9	1989-90
	Mike Modano	9	1996-97
6	Brett Hull	8	2000-01
	Mike Modano	8	1999-00
	Joe Nieuwendyk	8	1998-99
	Wayne Connelly	8	1967-68
	Pat Verbeek	8	1997-98
	Mike Modano	8	1991-92
	Bill Goldsworthy	8	1971-72
	Niklas Hagman	8	2007-08

FRANCHISE, ALL-TIME

RANK	PLAYER	PIM
1	Shane Churla	1883
2	Basil McRae	1567
3	Derian Hatcher	1380
4	Brenden Morrow	1203
5	Steve Ott	1170
6	Willi Plett	1137
7	Brad Maxwell	1031
8	Mark Tinordi	1015
9	Mike Modano	922
10	Dennis O'Brien	836

RANK	PLAYER	PPG
1	Mike Modano	156
2	Brian Bellows	134
3	Dino Ciccarelli	130
4	Dave Gagner	98
5	Steve Payne	79
	Brenden Morrow	79
7	Bobby Smith	77
	Jere Lehtinen	77
9	Bill Goldsworthy	66
10	Neal Broten	64

RANK	PLAYER	GWG
1	Mike Modano	92
2	Brenden Morrow	43
3	Brian Bellows	40
4	Jere Lehtinen	37
5	Joe Nieuwendyk	35
6	Bill Goldsworthy	34
7	Neal Broten	30
8	Dave Gagner	29
9	Dino Ciccarelli	27
10	Bobby Smith	24

P
I
M

P
P
G

G
W
G

TOP-10 RANKINGS - GOALTENDERS

SINGLE SEASON

RANK	PLAYER	GMS	SEASON
1	Marty Turco	74	2008-09
2	Marty Turco	73	2003-04
3	Kari Lehtonen	69	2010-11
4	Marty Turco	68	2005-06
5	Marty Turco	67	2006-07
6	Cesare Maniago	64	1968-69
7	Ed Belfour*	63	2000-01
8	Ed Belfour*	62	1999-00
	Marty Turco	62	2007-08
10	Ed Belfour*	61	1998-99
	Ed Belfour*	61	1997-98
	Jon Casey	61	1989-90

RANK	PLAYER	W	SEASON
1	Marty Turco	41	2005-06
2	Marty Turco	38	2006-07
3	Ed Belfour*	37	1997-98
	Marty Turco	37	2003-04
5	Ed Belfour*	35	2000-01
	Ed Belfour*	35	1998-99
7	Kari Lehtonen	34	2010-11
8	Marty Turco	33	2008-09
9	Ed Belfour*	32	1999-00
	Marty Turco	32	2007-08
	Kari Lehtonen	32	2011-12

RANK	PLAYER	SVS	SEASON
1	Kari Lehtonen	1,868	2010-11
2	Marty Turco	1,790	2008-09
3	Kari Lehtonen	1,603	2011-12
4	Jon Casey	1,574	1989-90
5	Don Beaupre	1,508	1985-86
6	Marty Turco	1,504	2003-04
7	Jon Casey	1,490	1992-93
8	Marty Turco	1,465	2009-10
9	Marty Turco	1,458	2005-06
10	Ed Belfour	1,444	1999-00

RANK	PLAYER	SV%	SEASON
1	Marty Turco	.932	2002-03
2	Marty Turco	.925	2000-01
3	Kari Lehtonen	.922	2011-12
4	Marty Turco	.921	2001-02
5	Ed Belfour	.919	1999-00
6	Kari Lehtonen	.916	2012-13
7	Ed Belfour	.916	1997-98
8	Andy Moog	.915	1994-95
9	Ed Belfour	.915	1998-99
10	Roman Turek	.915	1998-99

FRANCHISE, ALL-TIME

RANK	PLAYER	GMS
1	Marty Turco	509
2	Cesare Maniago	420
3	Gilles Meloche	327
4	Jon Casey	325
5	Don Beaupre	316
6	Ed Belfour*	307
7	Kari Lehtonen	176
8	Andy Moog	175
9	Pete LoPresti	173
10	Darcy Wakaluk	153

RANK	PLAYER	W
1	Marty Turco	262
2	Ed Belfour*	160
3	Cesare Maniago	145
4	Gilles Meloche	141
5	Jon Casey	128
6	Don Beaupre	126
7	Kari Lehtonen	87
8	Andy Moog	75
9	Darcy Wakaluk	54
10	Pete LoPresti	43

RANK	PLAYER	SVS
1	Marty Turco	11,420
2	Jon Casey	8,008
3	Ed Belfour	6,592
4	Don Beaupre	5,565
5	Kari Lehtonen	4,752
6	Andy Moog	4,226
7	Darcy Wakaluk	3,536
8	Kari Takko	3,205
9	Gilles Meloche	2,157
10	Roman Turek	1,081

RANK	PLAYER	SV%
1	Kari Lehtonen	.917
2	Marty Turco	.911
3	Ed Belfour	.910
4	Andy Moog	.904
5	Darcy Wakaluk	.890
6	Jon Casey	.890
7	Don Beaupre	.881
8	Kari Takko	.880
9	Gilles Meloche	.872

TOP-10 RANKINGS - GOALTENDERS

SINGLE SEASON

RANK	PLAYER	GAA	SEASON
1	Marty Turco	1.72	2002-03
2	Ed Belfour	1.88	1997-98
3	Marty Turco	1.90	2000-01
4	Marty Turco	1.98	2003-04
5	Ed Belfour	1.99	1998-99
6	Roman Turek	2.08	1998-99
7	Marty Turco	2.09	2001-02
8	Ed Belfour	2.10	1999-00
9	Gump Worsley	2.12	1971-72
10	Andy Moog	2.15	1996-97
RANK	PLAYER	S.O.	SEASON
1	Marty Turco	9	2003-04
	Ed Belfour	9	1997-98
3	Ed Belfour	8	2000-01
4	Marty Turco	7	2002-03
5	Marty Turco	6	2006-07
	Cesare Maniago	6	1967-68
7	Ed Belfour	5	1998-99
	Cesare Maniago	5	1972-73
	Cesare Maniago	5	1970-71
10	Ed Belfour	4	1999-00
	Ron Tugnutt	4	2002-03
	Marty Turco	4	2009-10
	Kari Lehtonen	4	2011-12
RANK	PLAYER	MIN	SEASON
1	Marty Turco	4,359	2003-04
2	Marty Turco	4,327	2008-09
3	Kari Lehtonen	4,119	2010-11
4	Marty Turco	3,910	2005-06
5	Marty Turco	3,764	2006-07
6	Ed Belfour	3,687	2000-01
7	Marty Turco	3,629	2007-08
8	Ed Belfour	3,620	1999-00
9	Cesare Maniago	3,599	1968-69
10	Ed Belfour	3,581	1997-98

FRANCHISE, ALL-TIME

RANK	PLAYER	GAA
1	Ed Belfour	2.19
2	Marty Turco	2.31
3	Kari Lehtonen	2.51
4	Gump Worsley	2.62
5	Andy Moog	2.75
6	Cesare Maniago	3.18
7	Darcy Wakaluk	3.21
8	Jon Casey	3.28
9	Gilles Meloche	3.51
10	Don Beaupre	3.74
RANK	PLAYER	S.O.
1	Marty Turco	40
2	Ed Belfour	27
3	Cesare Maniago	26
4	Jon Casey	12
5	Gilles Meloche	9
6	Darcy Wakaluk	8
	Kari Lehtonen	8
	Andy Moog	8
9	Mike Smith	5
	Pete LoPresti	5
	Ron Tugnutt	5
RANK	PLAYER	MIN
1	Marty Turco	29,065
2	Cesare Maniago	24,228
3	Gilles Meloche	18,889
4	Jon Casey	18,089
5	Ed Belfour	17,891
6	Don Beaupre	17,833
7	Kari Lehtonen	10,265
8	Andy Moog	9,857
9	Pete LoPresti	9,753
10	Darcy Wakaluk	8,130

G
A
A

S
O

M
I
N
U
T
E
S

HAT TRICKS EARNED

PLAYER	DATE	SCORE	GOALTENDER (S)
1967-68			
Wayne Connelly	January 10, 1968	PHI 4 vs. MIN 6	Doug Favell
Wayne Connelly	March 2, 1968	MTL 2 vs. MIN 3	Rogie Vachon
1968-69			
Danny Grant	November 9, 1968	DET 4 vs. MIN 6	Crozier (1), Sawchuk (2)
Danny Grant	February 23, 1969	TOR 2 vs. MIN 7	Bruce Gamble
1969-70			
Bill Goldsworthy	November 8, 1969	STL 2 vs. MIN 5	Jaques Plante
Ray Cullen	December 3, 1969	TOR 5 vs. MIN 5	Marv Edwards
Danny Grant	January 10, 1970	LAK 6 vs. MIN 4	Wayne Rutledge
Ray Cullen	January 29, 1970	MIN 5 @ BOS 6	Ed Johnston
Bill Collins	March 1, 1970	TOR 0 vs. MIN 8	Bruce Gamble
Bill Collins	March 7, 1970	MIN 8 @ TOR 3	Edwards (1)-Gamble (2)
1970-71			
Walt McKechnie	October 15, 1970	PIT 2 vs. MIN 4	Al Smith
Gord Labossiere	January 31, 1971	CA 1 vs. MIN 7	Gary Smith
Bill Goldsworthy	March 16, 1971	MIN 7 @ LAK 2	DeJordy (1)-Norris(2)
*Bill Goldsworthy	March 21, 1971	MIN 6 @ VAN 3	Hodge (2)-Wilson (2)
1971-72			
Bill Goldsworthy	October 23, 1971	BUF 1 vs. MIN 5	Dave Dryden
Bob Nevin	November 6, 1971	STL 1 vs. MIN 5	Ernie Wakely
Bill Goldsworthy	December 1, 1971	CA 1 vs. MIN 4	Carter (2)-Meloche (1)
Lou Nanne	January 27, 1972	MIN 6 @ MTL 5	Phil Myre
1972-73			
Danny Grant	February 17, 1973	BOS 2 vs. MIN 5	Ed Johnston
Dennis Hextall	March 7, 1973	PIT 4 vs. MIN 10	Andy Brown
1973-74			
(T) Bill Goldsworthy	December 11, 1973	LAK 3 vs. MIN 6	Rogie Vachon
Bill Goldsworthy	March 10, 1974	STL 1 vs. MIN 8	John Davidson
Bill Goldsworthy	March 23, 1974	PIT 1 vs. MIN 5	Gary Inness
1974-75			
Fred Stanfield	November 13, 1974	DET 4 vs. MIN 7	Doug Grant
1975-76			
Pierre Jarry	January 28, 1976	KC 3 vs. MIN 9	Bill McKenzie
1976-77			
Roland Eriksson	November 27, 1976	WSH 1 vs. MIN 6	Ron Low
1977-78			
Roland Eriksson	December 23, 1977	MIN 7 @ VAN 5	Cesare Maniago
*Harvey Bennett	March 28, 1978	VAN 4 vs. MIN 9	Maniago (3)-Ridley (1)
1978-79			
**Tim Young	January 15, 1979	MIN 8 @ NYR 1	Soetaert (3)-Thomas (2)
Mike Fidler	March 21, 1979	PHI 3 vs. MIN 7	Wayne Stephenson
Steve Payne	March 21, 1979	PHI 3 vs. MIN 7	Wayne Stephenson
1979-80			
Steve Payne	October 27, 1979	NYR 2 vs. MIN 7	Wayne Thomas
Al MacAdam	December 17, 1979	TOR 1 vs. MIN 5	Paul Harrison
Steve Payne	December 26, 1979	WPG 0 vs. MIN 6	Lindsay Middlebrook
Bobby Smith	March 25, 1980	TOR 2 vs. MIN 7	Crha (2)-Ridley (1)

*Indicates four-goal game

**Indicates five-goal game

(T) Indicates natural hat trick (three-straight goals)

HAT TRICKS EARNED

PLAYER	DATE	SCORE	GOALTENDER (S)
1980-81			
Steve Christoff	December 23, 1980	MIN 6 @ DET 2	Gilbert (2)-1 ENG
Bobby Smith	January 17, 1981	QUE 1 vs. MIN 7	Plasse (2)-Grahame (1)
Steve Christoff	January 22, 1981	MIN 4 @ PHI 5	Pete Peeters
* Dino Ciccarelli	March 22, 1981	DET 3 vs. MIN 9	Gilbert (2)-Lozinski (2)
1981-82			
Dino Ciccarelli	October 22, 1981	STL 5 vs. MIN 5	Gary Edwards
*Bobby Smith	November 11, 1981	WPG 2 vs. MIN 15	Doug Soetaert
Dino Ciccarelli	November 27, 1981	MIN 5 @ WPG 5	Doug Soetaert
Dino Ciccarelli	December 9, 1981	MTL 6 vs. MIN 6	Denis Herron
Steve Payne	December 26, 1981	STL 3 vs. MIN 6	Mike Luit
Bobby Smith	January 25, 1982	MIN 9 @ TOR 2	Michel Larocque
1982-83			
Dino Ciccarelli	October 16, 1982	CGY 4 vs. MIN 8	Tim Bernhardt
Neal Broten	November 23, 1982	MIN 8 @ NYI 8	Smith (2)-Melanson (1)
Steve Payne	November 23, 1982	MIN 8 @ NYI 8	Smith (2)-Melanson (1)
*Willi Plett	December 2, 1982	MIN 6 @ STL 3	Glen Hanlon
George Ferguson	March 6, 1983	LAK 3 vs. MIN 8	Mattsson (2)-Laskoski (1)
Steve Payne	March 6, 1983	LAK 3 vs. MIN 8	Mattsson (1)-Laskoski (2)
(T)Tim Young	March 8, 1983	BUF 1 vs. MIN 5	Phil Myre (2)-1 ENG
1983-84			
Dino Ciccarelli	November 5, 1983	CHI 5 vs. MIN 10	Murray Bannerman
Dino Ciccarelli	November 9, 1983	MIN 5 @ DET 3	Eddie Mio (4)-1 ENG
(T) Neal Broten	November 26, 1983	MIN 7 @ TOR 6	Mike Palmateer
Dino Ciccarelli	January 27, 1984	MIN 10 @ STL 8	Michel Larocque (9)-1 ENG
1984-85			
Tom McCarthy	March 5, 1984	DET 1 vs. MIN 5	Corrado Micalef
Tom McCarthy	March 12, 1984	MTL 6 vs. MIN 7	Rick Wamsley
Keith Acton	January 3, 1985	MIN 8 @ LAK 3	Bob Janecyk
Tom McCarthy	January 3, 1985	MIN 8 @ LAK 3	Bob Janecyk
1985-86			
(T) Neal Broten	November 17, 1985	MIN 5 @ CHI 5	Murray Bannerman
Tony McKegney	December 3, 1985	CHI 2 vs. MIN 9	Murray Bannerman
*Brian Bellows	December 11, 1985	MIN 10 @ DET 2	Greg Stefan
Scott Bjugstad	December 11, 1985	MIN 10 @ DET 2	Greg Stefan
Scott Bjugstad	December 22, 1985	MIN 8 @ NJD 3	Glen Resch
Neal Broten	February 3, 1986	TOR 7 vs. MIN 8	Don Edwards
Brian Lawton	February 19, 1986	MIN 6 @ CHI 5	Murray Bannerman
Dino Ciccarelli	March 3, 1986	MIN 8 @ DET 5	Mark LaForest
Dino Ciccarelli	March 17, 1986	STL 5 vs. MIN 6	Rick Wamsley
Scott Bjugstad	March 19, 1986	MIN 6 @ CGY 5	Lemelin (2)-Vernon (1)
Dino Ciccarelli	March 29, 1986	MIN 5 @ DET 4	Ed Mio
1986-87			
Craig Hartsburg	November 1, 1986	CHI 6 vs. MIN 5	Bob Sauve
Dino Ciccarelli	November 26, 1986	CHI 2 vs. MIN 5	Bob Sauve
(T) Neal Broten	December 28, 1986	MIN 4 @ WPG 5	Eldon Reddick
Brian Lawton	March 15, 1987	MIN 4 @ CHI 2	Murray Bannerman

*Indicates four-goal game

**Indicates five-goal game

(T) Indicates natural hat trick (three-straight goals)

HAT TRICKS EARNED

PLAYER	DATE	SCORE	GOALTENDER (S)
1987-88			
Brian Bellows	December 30, 1987	MIN 6 @ CHI 4	Darren Pang
Brian MacLellan	February 6, 1988	WPG 8 vs. MIN 8	Daniel Berthiaume
1988-89			
Dave Gagner	November 14, 1988	MIN 5 @ TOR 4	Ken Wregget
Dino Ciccarelli	November 14, 1988	VAN 6 vs. MIN 7	Kirk McLean
Brian Bellows	November 25, 1988	TOR 3 vs. MIN 5	Ken Wregget
Dino Ciccarelli	December 31, 1988	STL 2 vs. MIN 6	Greg Millen
Dave Gagner	January 21, 1989	MIN 6 @ NYI 8	Kelly Hrudey
(T) Don Barber	March 16, 1989	CHI 1 vs. MIN 6	Alain Chevrier
1989-90			
Mike Gartner	December 3, 1989	MIN 5 @ VAN 6	Kirk McLean
Brian Bellows	January 4, 1990	NYR 2 vs. MIN 8	John Vanbiesbrouck
Mike Gartner	February 15, 1990	LAK 3 vs. MIN 6	Mario Gosselin
Mike Modano	March 17, 1990	MIN 6 @ PIT 2	Alan Chevrier
Neal Broten	March 24, 1990	MIN 7 @ BOS 6	Moog (1)-Lemelin (2)
1990-91			
Brian Bellows	November 23, 1990	VAN 4 vs. MIN 6	Kirk McLean
Dave Gagner	December 23, 1990	MIN 5 @ HFD	Daryl Reaugh
Ulf Dahlen	March 9, 1991	DET 2 vs. MIN 6	Allen Bester
1991-92			
Brian Bellows	Nov. 6, 1991	MIN 3 @ TOR 4	Grant Fuhr
*Brian Bellows	Dec. 31, 1991	CHI 2 vs. MIN 6	Belfour (2)-Waite (2)
1992-93			
Ulf Dahlen	January 7, 1993	MIN 6 @ PIT 3	Tom Barrasso
Russ Courtnall	January 21, 1993	OTT 2 vs. MIN 7	Peter Sidorkiewicz
1993-94			
Mike Modano	February 21, 1994	DAL 6 @ SJS 3	Jimmy Waite
*Dave Gagner	April 12, 1994	STL 5 vs. DAL 9	Curtis Joseph
1994-95			
Todd Harvey	April 22, 1995	TOR 4 vs. DAL 6	Felix Potvin
1995-96			
Kevin Hatcher	January 24, 1996	DAL 5 @ EDM 3	Curtis Joseph
*Mike Modano	February 16, 1996	EDM 1 vs. DAL 6	Curtis Joseph
1996-97			
Dave Reid	January 8, 1997	DET 3 vs. DAL 6	Chris Osgood
1997-98			
Mike Modano	October 10, 1997	CHI 0 vs. DAL 7	Chris Terreri
Joe Nieuwendyk	November 5, 1997	DAL 5 @ PIT 2	Wregget (2)-Skudra (1)
Darryl Sydor	January 3, 1998	DAL 6 @ CAR	Pat Jablonski
*Joe Nieuwendyk	March 13, 1998	ANA 3 vs. DAL 6	Shtalenkov (3)-Askey (1)
Pat Verbeek	March 20, 1998	CAR 1 vs. DAL 6	Kidd (2)-McLean (1)
1998-99			
Mike Modano	December 23, 1998	DAL 5 @ TOR 1	Curtis Joseph
Mike Modano	February 19, 1999	CHI 1 vs. DAL 5	Fitzpatrick (2)-Thibault (1)
Mike Modano	February 23, 1999	DAL 4 @ NSH 3	Mike Dunham

*Indicates four-goal game

**Indicates five-goal game

(T) Indicates natural hat trick (three-straight goals)

HAT TRICKS EARNED

PLAYER	DATE	SCORE	GOALTENDER (S)
1999-00			
NONE			
2000-01			
Joe Nieuwendyk	December 31, 2000	NYR 1 vs. DAL 6	Mike Richter
Jere Lehtinen	January 17, 2001	NSH 3 vs. DAL 4	Tomas Vokoun
(T) Brett Hull	March 18, 2001	OTT 1 vs. DAL 5	Patrick Lalime
*Brett Hull	March 21, 2001	ANA 0 vs. DAL 8	Giguere (3)-Naumenko (1)
2001-02			
NONE			
2002-03			
Jason Arnott	December 4, 2002	MTL 1 vs. DAL 5	Jose Theodore
Jere Lehtinen	January 7, 2003	LAK 4 vs. DAL 7	Storr (1)-Potvin (2)
2003-04			
Bill Guerin	October 29, 2003	CGY 3 vs. DAL 4	Dany Sabourin
Bill Guerin	November 2, 2003	NSH 3 vs. DAL	Tomas Vokoun
Brenden Morrow	January 31, 2004	DAL 5 @ PHX 4	Sean Burke
Jason Arnott	February 20, 2004	COL 1 vs. DAL 5	David Aebischer
Bill Guerin	March 3, 2004	CBJ 2 vs. DAL 4	Marc Denis
2004-05			
SEASON NOT PLAYED			
2005-06			
Stu Barnes	November 4, 2005	CHI 1 vs. DAL 9	Khabibulin (1)-Anderson (2)
Jason Arnott	November 16, 2005	DAL 4 @ ANA 2	Ilya Bryzgalov
Niko Kapanen	February 9, 2006	DAL 5 @ PHX	Curtis Joseph
2006-07			
Philippe Boucher	November 24, 2006	LAK 3 vs. DAL 5	Mathieu Garon
2007-08			
*Jussi Jokinen	November 16, 2007	COL 1 vs. DAL 6	Jose Theodore
Niklas Hagman	February 28, 2008	CHI 4 vs. DAL 7	Lalime (2)-Crawford (1)
2008-09			
Fabian Brunnstrom	October 15, 2008	NSH 4 vs. DAL 6	Dan Ellis
Mark Parrish	November 7, 2008	DAL 5 @ ANA 2	J.S. Giguere
Loui Eriksson	December 18, 2008	CBJ 5 vs. DAL 6	Pascal LeClaire
James Neal	December 23, 2008	DAL 8 @ TOR 2	Toskala (2)-Joseph (1)
(T)Mike Ribeiro	January 21, 2009	DAL 4 @ FLA 1	Tomas Vokoun
2009-10			
Loui Eriksson	December 31, 2009	ANA 2 vs. DAL 5	Jonas Hiller
Steve Ott	March 31, 2010	SJS 1 vs. DAL 5	Evgeni Nabokov
2010-11			
NONE			
2011-12			
NONE			
2012-13			
NONE			

*Indicates four-goal game

**Indicates five-goal game

(T) Indicates natural hat trick (three-straight goals)

SHUTOUT WINS

DATE	SCORE	GOALTENDER
December 13, 1967	LAK 0 vs. MIN 3	Cesare Maniago
December 15, 1967	MIN 3 @ LAK 0	Cesare Maniago
December 16, 1967	MIN 1 @ CA 0	Cesare Maniago
January 3, 1968	LAK 0 vs. MIN 6	Cesare Maniago
January 25, 1968	MIN 3 @ PHI 0	Cesare Maniago
March 23, 1968	PIT 0 vs. MIN 3	Cesare Maniago
November 2, 1968	MIN 2 @ STL 0	Cesare Maniago
October 11, 1969	PHI 0 vs. MIN 4	Cesare Maniago
March 1, 1970	TOR 0 vs. MIN 8	Cesare Maniago
April 4, 1970	MIN 1 @ PHI 0	Gump Worsley
November 21, 1970	BUF 0 vs. MIN 3	Cesare Maniago
December 12, 1970	MIN 1 @ PIT 0	Cesare Maniago
January 17, 1971	MIN 2 @ DET 0	Cesare Maniago
March 10, 1971	STL 0 vs. MIN 4	Cesare Maniago
October 20, 1971	VAN 0 vs. MIN 7	Cesare Maniago
October 28, 1971	PIT 0 vs. MIN 2	Cesare Maniago
November 7, 1971	MIN 3 @ PHI 0	Gump Worsley
February 20, 1972	PIT 0 vs. MIN 2	Cesare Maniago
March 26, 1972	MIN 5 @ NYR 0	Gump Worsley
October 18, 1972	MIN 6 @ ATL 0	Cesare Maniago
November 11, 1972	NYI 0 vs. MIN 3	Gilles Gilbert
November 25, 1972	MIN 3 @ LAK 0	Cesare Maniago
November 29, 1972	ATL 0 vs. MIN 5	Cesare Maniago
December 9, 1972	DET 0 vs. MIN 7	Cesare Maniago
January 16, 1973	DET 0 vs. NYI 0	Gilles Gilbert
March 3, 1973	ATL 0 vs. MIN 1	Cesare Maniago
December 8, 1973	DET 0 vs. MIN 3	Fern Rivard
December 26, 1973	NYI 0 vs. MIN 1	Cesare Maniago
October 12, 1974	WSH 0 vs. MIN 6	Cesare Maniago
February 18, 1975	PHI 0 vs. MIN 5	Pete LoPresti
October 29, 1975	KC 0 vs. MIN 2	Pete LoPresti
December 6, 1975	KC 0 vs. MIN 4	Cesare Maniago
January 10, 1976	STL 0 vs. MIN 1	Cesare Maniago
February 6, 1977	MIN 3 @ CHI 0	Gary Smith
February 26, 1977	VAN 0 vs. MIN 4	Pete LoPresti
October 26, 1977	BOS 0 vs. MIN 3	Pete LoPresti
December 27, 1977	STL 0 vs. MIN 1	Pete LoPresti
January 28, 1978	MIN 4 @ WSH 0	Paul Harrison
December 6, 1978	LAK 0 vs. MIN 4	Gilles Meloche
December 9, 1978	COL 0 vs. MIN 3	Gilles Meloche
December 26, 1979	WPG 0 @ MIN 6	Gilles Meloche
January 3, 1981	WSH 0 vs. MIN 3	Gilles Meloche
April 4, 1981	MIN 5 @ STL 0	Gilles Meloche
October 10, 1981	NYR 0 vs. MIN 7	Gilles Meloche
November 11, 1982	NYI 0 vs. MIN 2	Gilles Meloche
January 12, 1983	MIN 7 @ PIT 0	Markus Mattsson
November 15, 1983	NJD 0 vs. MIN 6	Gilles Meloche
January 7, 1984	VAN 0 vs. MIN 2	Gilles Meloche
December 26, 1984	WPG 0 vs. MIN 4	Don Beaupre
January 20, 1987	BUF 0 vs. MIN 5	Don Beaupre
March 11, 1986	EDM 0 vs. MIN 4	Don Beaupre
January 20, 1987	BUF 0 vs. MIN 5	Don Beaupre
March 18, 1989	BUF 0 vs. MIN 3	Jon Casey
October 12, 1989	STL 0 vs. MIN 3	Jon Casey
November 4, 1989	CHI 0 vs. MIN 3	Jon Casey
November 18, 1989	STL 0 vs. MIN 3	Jon Casey
October 24, 1990	HFT 0 vs. MIN 3	Jon Casey
November 3, 1990	MIN 2 @ QUE 0	Jon Casey
December 8, 1990	PHI 0 vs. MIN 7	Brian Hayward
January 8, 1991	MIN 3 @ NYI 0	Brian Hayward
February 16, 1991	MIN 3 @ DET 0	Jon Casey
October 26, 1991	BOS 0 vs. MIN 4	Jon Casey
November 12, 1991	TOR 0 vs. MIN 7	Jon Casey
February 7, 1992	MIN 2 @ BUF 0	Darcy Wakaluk
November 5, 1992	NYI 0 vs. MIN 3	Jon Casey
November 14, 1992	CHI 0 vs. MIN 3	Jon Casey
February 11, 1993	MIN 1 @ TB 0	Darcy Wakaluk
April 3, 1993	MIN 3 @ LAK 0	Jon Casey
October 16, 1993	STL 0 vs. DAL 4	Andy Moog
November 11, 1993	SJ 0 vs. DAL 4	Darcy Wakaluk
December 29, 1993	TOR 0 vs. DAL 4	Darcy Wakaluk
January 6, 1994	PHI 0 vs. DAL 8	Darcy Wakaluk
February 28, 1995	DAL 4 @ WPG 0	Darcy Wakaluk
March 3, 1995	ANA 0 vs. DAL 4	Darcy Wakaluk
April 7, 1995	DAL 2 @ ANA 0	Andy Moog
April 16, 1995	CHI 0 vs. DAL 2	Andy Moog
October 24, 1995	BUF 0 vs. DAL 3	Darcy Wakaluk
November 25, 1995	NJ 0 vs. DAL 2	Andy Moog
October 19, 1996	TOR 0 vs. DAL 2	Andy Moog
October 30, 1996	BUF 0 vs. DAL 2	Andy Moog
December 15, 1996	DAL 4 @ OTT 0	Andy Moog
February 5, 1997	TB 0 vs. DAL 4	Arturs Irbe
February 25, 1997	DAL 1 @ CHI 0	Arturs Irbe

DATE	SCORE	GOALTENDER
October 10, 1997	CHI 0 vs. DAL 7	Ed Belfour
October 16, 1997	FLA 0 vs. DAL 4	Ed Belfour
October 24, 1997	DAL 2 @ CHI 0	Ed Belfour
November 16, 1997	DAL 4 @ ANA 0	Ed Belfour
November 22, 1997	DAL 2 @ BOS	Ed Belfour
November 24, 1997	ANA 0 vs. DAL 5	Ed Belfour
December 10, 1997	TB 0 vs. DAL 3	Ed Belfour
February 4, 1998	PHI 0 vs. DAL 1	Roman Turek
February 28, 1998	PHX 0 vs. DAL 4	Ed Belfour
November 27, 1998	WSH 0 vs. DAL 4	Ed Belfour
December 2, 1998	DAL 3 @ SJ 0	Ed Belfour
December 28, 1998	NSH 0 vs. DAL 1	Ed Belfour
February 28, 1999	LAK 0 vs. DAL 1	Ed Belfour
March 12, 1999	ANA 0 vs. DAL 4	Ed Belfour
March 28, 1999	DAL 3 @ NSH 0	Roman Turek
October 2, 1999	ANA 0 vs. DAL 2	Ed Belfour
February 3, 2000	DAL 2 @ PHX	Ed Belfour
February 16, 2000	NSH 0 vs. DAL 3	Manny Fernandez
March 1, 2000	PHI 0 vs. DAL 2	Ed Belfour
October 14, 2000	WSH 0 vs. DAL 3	Ed Belfour
November 1, 2000	CBJ 0 vs. DAL 4	Ed Belfour
November 11, 2000	MTL 0 vs. DAL 2	Ed Belfour
November 17, 2000	DAL 1 @ DET 0	Ed Belfour
November 22, 2000	DAL 1 @ NSH 0	Ed Belfour
November 24, 2000	CBJ 0 vs. DAL 3	Ed Belfour
December 10, 2000	DAL 1 @ ANA	Ed Belfour
January 6, 2001	DAL 4 @ BOS 0	Marty Turco
March 13, 2001	DAL 3 @ CHI 0	Marty Turco
March 21, 2001	ANA 0 vs. DAL 8	Ed Belfour
March 31, 2001	DAL 2 @ CGY 0	Marty Turco
November 2, 2001	NSH 0 vs. DAL 3	Ed Belfour
November 29, 2001	DAL 3 @ CGY	Marty Turco
December 7, 2001	EDM 0 vs. DAL 5	Marty Turco
October 15, 2002	EDM 0 vs. DAL 3	Marty Turco
November 6, 2002	VAN 0 vs. DAL 4	Marty Turco
November 22, 2002	DAL 4 @ ANA 0	Marty Turco
November 27, 2002	MIN 0 vs. DAL 5	Marty Turco
December 15, 2002	DAL 5 @ CHI 0	Marty Turco
December 27, 2002	DAL 4 @ FLA 0	Ron Tugnutt
February 23, 2003	DAL 3 @ CHI 0	Ron Tugnutt
March 9, 2003	SJ 0 vs. DAL 3	Ron Tugnutt
March 11, 2003	DAL 2 @ CBJ 0	Ron Tugnutt
March 31, 2003	BUF 0 vs. DAL 3	Marty Turco
April 6, 2003	NSH 0 vs. DAL 2	Marty Turco
November 28, 2003	NJD 0 vs. DAL 2	Marty Turco
December 12, 2003	CHI 0 vs. DAL 1	Marty Turco
January 13, 2004	DAL 3 @ SJ 0	Marty Turco
January 23, 2004	STL 0 vs. DAL 2	Marty Turco
February 4, 2004	CBJ 0 vs. DAL 1	Marty Turco
February 22, 2004	ANA 0 vs. DAL 4	Marty Turco
March 7, 2004	SJ 0 vs. DAL 4	Marty Turco
March 14, 2004	DAL 4 @ CHI 0	Ron Tugnutt
March 18, 2004	VAN 0 vs. DAL 3	Marty Turco
March 22, 2004	DAL 4 @ CGY 0	Marty Turco
November 7, 2005	EDM 0 vs. DAL 4	Marty Turco
December 15, 2005	DAL 2 @ OTT 0	Marty Turco
December 29, 2005	STL 0 vs. DAL 3	Marty Turco
October 21, 2006	DAL 4 @ PHX 0	Mike Smith
November 9, 2006	DAL 1 @ PHX 0	Marty Turco
November 22, 2006	NSH 0 vs. DAL 1	Mike Smith
December 4, 2006	SJ 0 vs. DAL 1	Marty Turco
December 6, 2006	PHX 0 @ DAL 3	Marty Turco
December 21, 2006	DAL 3 @ SJ 0	Marty Turco
February 10, 2007	ANA 0 vs. DAL 1	Mike Smith
March 9, 2007	DAL 3 @ CBJ 0	Marty Turco
March 27, 2007	PHX 0 vs. DAL 6	Marty Turco
November 5, 2007	DAL 5 @ ANA 0	Marty Turco
November 19, 2007	LAK 0 vs. DAL 3	Mike Smith
February 7, 2008	DAL 1 @ MIN 0	Mike Smith
February 17, 2008	DET 0 vs. DAL 1	Marty Turco
March 9, 2008	COL 0 vs. DAL 3	Marty Turco
January 27, 2009	DAL 2 @ ATL 0	Marty Turco
October 14, 2009	NSH 0 vs. DAL 6	Marty Turco
November 23, 2009	CAR 0 vs. DAL 2	Marty Turco
February 6, 2010	PHX 0 vs. DAL 4	Marty Turco
February 13, 2010	DAL 3 @ PHX 0	Marty Turco
October 30, 2010	BUF 0 vs. DAL 4	Andrew Raycroft
January 9, 2011	DAL 4 @ MIN 0	Andrew Raycroft
March 11, 2011	MIN 0 vs. DAL 4	Kari Lehtonen
March 17, 2011	CHI 0 vs. DAL 5	Kari Lehtonen
April 5, 2011	CBJ 0 vs. DAL 3	Kari Lehtonen
December 13, 2011	DAL 1 @ NYR 0	Richard Bachman
January 24, 2012	ANA 0 vs. DAL 1	Kari Lehtonen

SHUTOUT WINS

DATE	SCORE	GOALTENDER
February 21, 2012	DAL 3 @ MTL 0	Kari Lehtonen
March 10, 2012	ANA 0 vs. DAL 2	Kari Lehtonen
March 13, 2012	DAL 1 @ MIN 0	Kari Lehtonen
March 21, 2013	DAL 2 @ LAK 0	Kari Lehtonen

SHUTOUT LOSSES

DATE	SCORE	GOALTENDER
October 14, 1967	MIN 0 at CA 6	Charlie Hodge
November 22, 1967	MIN 0 at TOR 3	Bruce Gamble
December 21, 1967	MIN 0 at PHI 6	Bernie Parent
December 23, 1967	MIN 0 at PIT 4	Les Binkley
December 25, 1967	STL 1 at MIN 0	Seth Martin
January 17, 1968	MIN 0 at STL 5	Glenn Hall
March 10, 1968	MIN 0 at PHI 2	Bernie Parent
October 26, 1968	NYR 3 at MIN 0	Eddie Giacomin
November 6, 1968	TOR 1 at MIN 0	Bruce Gamble
November 20, 1968	CHI 2 at MIN 0	Dave Dryden
November 24, 1968	MIN 0 at CHI 6	Dave Dryden
December 1, 1968	MIN 0 at BOS 4	Gerry Cheevers
December 25, 1968	STL 2 at MIN 0	Glenn Hall
January 23, 1969	STL 2 at MIN 0	Glenn Hall
January 29, 1969	MIN 0 at MTL 4	Gump Worsley
February 16, 1969	MIN 0 at STL 6	Glenn Hall
March 23, 1969	MIN 0 at PIT 5	Joe Daley
January 24, 1970	PHI 6 at MIN 0	Doug Favell
March 22, 1970	MIN 0 at BOS 5	Ed Johnston
March 25, 1970	MIN 0 at PIT 2	Les Binkley
November 1, 1970	MIN 0 at BOS 5	Gerry Cheevers
November 22, 1970	MIN 0 at NYR 2	Eddie Giacomin
December 6, 1970	MIN 0 at BUF 1	Roger Crozier
January 5, 1971	TOR 2 at MIN 0	Jacquest Plante
January 9, 1971	NYR 1 at MIN 0	Gilles Villemure
March 2, 1971	BOS 6 at MIN 0	Eddy Johnston
March 14, 1971	BUF 5 at MIN 0	Dave Dryden
January 12, 1972	MIN 0 at CA 2	Gilles Meloche
February 6, 1972	CHI 5 at MIN 0	Tony Esposito
March 2, 1972	MIN 0 at PHI 3	Doug Favel
October 7, 1972	MIN 0 at MTL 3	Ken Dryden
December 29, 1972	BOS 2 at MIN 0	Eddie Johnston
January 6, 1973	CHI 2 at MIN 0	Tony Esposito
January 10, 1973	MTL 6 at MIN 0	Ken Dryden
March 18, 1973	MIN 0 at OAK 2	Rogie Vachon
October 31, 1973	BOS 5 at MIN 0	Ross Brooks
February 10, 1974	MIN 0 at BOS 4	Gilles Gilbert
March 24, 1974	MIN 0 at CHI 6	Tony Esposito
October 20, 1974	MIN 0 at CHI 6	Tony Esposito
October 26, 1974	MIN 0 at NYI 4	Bill Smith
November 7, 1974	MIN 0 at PHI 2	Bernie Parent
December 1, 1974	MIN 0 at CHI 3	Tony Esposito
December 8, 1974	MIN 0 at BUF 5	Gary Bromley
December 12, 1974	MIN 0 at PHI 6	Bernie Parent
December 18, 1974	MIN 0 at NYR 7	Gilles Villemure
January 4, 1975	BOS 8 at MIN 0	Ken Broderick
January 23, 1975	MTL 7 at MIN 0	Ken Dryden
March 22, 1975	MIN 0 at PHI 4	Bernie Parent
April 6, 1975	MIN at CHI 3	Tony Esposito
November 9, 1975	MIN 0 at CHI 3	Tony Esposito
November 11, 1975	MIN 0 at MTL 6	Ken Dryden
November 13, 1975	MIN 0 at BOS 6	Gilles Gilbert
November 19, 1975	MTL 6 at MIN 0	Ken Dryden
December 9, 1975	MIN 0 at NYI 6	Glenn Resch
December 21, 1975	MIN 0 at NYR 2	John Davidson
January 8, 1976	MIN 0 at DET 5	Jim Rutherford
February 4, 1976	MIN 0 at DET 5	Jim Rutherford
February 20, 1976	MIN 0 at VAN 7	Gary Smith
March 6, 1976	MIN 0 at PIT 5	Michel Plasse
October 17, 1976	MIN 0 at CHI 3	Tony Esposito
December 8, 1976	ATL 5 at MIN 0	Phil Myre
December 3, 1977	NYR 5 at MIN 0	John Davidson
February 8, 1978	MIN 0 at NYR 3	Wayne Thomas
October 28, 1978	COL 1 at MIN 0	Bill Oleschuk
January 16, 1979	MIN 0 at PIT 5	Greg Millen
March 3, 1979	MIN 0 at BOS 5	Jim Pettie
January 21, 1980	MIN 0 at BOS 3	Gerry Cheevers
January 27, 1980	MIN 0 at CHI 3	Tony Esposito
February 4, 1981	MIN 0 at MTL 7	Herron-Sevigny
December 2, 1981	MIN 0 at VAN 5	Glen Hanlon
January 13, 1982	NYR 2 at MIN 0	Steve Weeks
March 30, 1983	MIN 0 at CHI 5	Murray Bannerman
December 17, 1983	MIN 0 at NJD 2	Glenn Resch

SHUTOUT LOSSES

DATE	SCORE	GOALTENDER
February 1, 1984	MIN 0 at PIT 4	Roberto Romano
February 13, 1984	WSH 4 at MIN 0	Pat Riggins
October 11, 1984	TOR 1 at MIN 0	Allan Bester
March 13, 1985	MIN 0 at QBC 8	Mario Gosselin
March 24, 1986	QBC 1 at MIN 0	Mario Gosselin
February 21, 1987	BOS 1 at MIN 0	Bill Ranford
December 12, 1987	QBC 5 at MIN 0	Mario Gosselin
January 23, 1988	MIN 0 at HRT 5	Mike Liut
January 30, 1988	MIN 0 at LAK 5	Roland Melanson
February 3, 1988	STL 2 at MIN 0	Greg Millen
February 4, 1988	MIN 0 at PIT 1	Frank Piertrangelo
February 20, 1988	WSH 3 at MIN 0	Clint Malarchuk
December 6, 1988	MIN 0 at STL 3	Greg Millen
March 5, 1989	MIN 0 at NJD 2	Sean Burke
December 19, 1989	EDM 5 at MIN 0	Bill Ranford
January 9, 1990	MIN 0 at DET 9	Glen Hanlon
January 21, 1991	MIN 0 at WPG 2	Bob Essensa
January 28, 1991	MIN 0 at TOR 4	Peter Ing
December 21, 1991	PHI 3 at MIN 0	Ron Hextall
January 25, 1992	MIN 0 at CHI 2	Ed Belfour
February 17, 1992	MIN 0 at MTL 8	Patrick Roy
February 18, 1992	MIN 0 at QBC 4	John Tanner
March 11, 1992	TOR 3 at MIN 0	Grant Fuhr
December 12, 1992	CHI 3 at MIN 0	Ed Belfour
December 20, 1992	MIN 0 at CHI 4	Ed Belfour
December 27, 1993	DET 6 at DAL 0	Tim Cheveldae
February 16, 1994	BOS 3 at DAL 0	Jon Casey
March 13, 1994	DAL 0 at NJD 4	Martin Brodeur
April 1, 1994	DAL 0 at NYR 3	Mike Richter
February 11, 1995	CGY 6 at DAL 0	Trevor Kidd
December 23, 1995	DAL 0 at CHI 2	Jeff Hackett
January 1, 1996	TOR 1 at DAL 0	Felix Potvin
January 10, 1996	DET 4 at DAL 0	Chris Osgood
March 15, 1996	DAL 0 at TOR 3	Felix Potvin
November 19, 1996	DAL 0 at VAN 2	Corey Hirsch
February 12, 1997	PHX 5 at DAL 0	Nikolai Khabibulin
December 8, 1997	DAL 0 at TOR 3	Felix Potvin
December 12, 1997	SJS 1 at DAL 0	Kelly Hrudey
January 7, 1998	OTT 2 at DAL 0	Damian Rhodes
March 26, 1998	TOR 1 at DAL 0	Felix Potvin
November 4, 1998	DAL 0 at SJS 4	Mike Vernon
November 11, 1998	PHX 2 at DAL 0	Jimmy Waite
January 8, 1999	DAL 0 at CGY 1	Fred Brathwaite
January 10, 1999	DAL 0 at VAN 2	Corey Hirsch
February 7, 1999	COL 3 at DAL 0	Patrick Roy
April 4, 1999	DET 3 at DAL 0	Chris Osgood
April 17, 1999	DAL 0 at PHX 2	Nikolai Khabibulin
October 8, 1999	DAL 0 at ANA 3	Guy Hebert
October 13, 1999	SJS 2 at DAL 0	Steve Shields
October 25, 1999	DAL 0 at TOR 4	Curtis Joseph
November 20, 1999	DAL 0 at COL 1	Arturs Irbe
December 17, 2000	DAL 0 at MIN 6	Manny Fernandez
January 15, 2001	DAL 0 at FLA 2	Roberto Luongo
January 30, 2001	DAL 0 at LAK 8	Jamie Storr
October 7, 2001	DAL 0 at CAR 3	Arturs Irbe
December 26, 2001	COL 2 at DAL 0	Patrick Roy
March 10, 2002	NJD 3 at DAL 0	Martin Brodeur
April 8, 2002	DAL 0 at LAK 3	Felix Potvin
November 23, 2002	DAL 0 at LAK 2	Felix Potvin
December 11, 2002	LAK 3 at DAL 0	Jamie Storr
December 22, 2002	DAL 0 at CAR 1	Kevin Weekes
October 15, 2003	BOS 2 at DAL 0	Andrew Raycroft
October 24, 2003	DAL 0 at DET 4	Dominik Hasek
November 4, 2003	DAL 0 at NYR 3	Jussi Markkanen
November 15, 2003	DAL 0 at COL 3	David Aebischer
December 4, 2003	DAL 0 at LAK 3	Roman Cechmanek
December 7, 2003	DAL 0 at ANA 4	Martin Gerber
December 19, 2003	DAL 0 at FLA 1	Roberto Luongo
January 2, 2004	PHX 4 at DAL 0	Brian Boucher
January 20, 2004	DAL 0 at EDM 3	Tommy Solo
March 9, 2004	DAL 0 at PIT 4	Jean-Sebastien Aubin
March 13, 2004	DAL 0 at DET 3	Manny Legace
March 9, 2006	DAL 0 at CGY 1	Miikka Kiprusoff
April 1, 2006	DAL 0 at LAK 1	Mathieu Garon
October 17, 2006	DAL 0 at SJS 2	Evgeni Nabokov
November 15, 2006	NYI 3 at DAL 0	Rick DiPietro
December 8, 2006	EDM 2 at DAL 0	Dwayne Roloson
February 3, 2007	DAL 0 at STL 2	Manny Legace
March 4, 2007	SJS 4 at DAL 0	Evgeni Nabokov
November 2, 2007	DAL 0 at PHX 5	Mikael Tellqvist
December 31, 2007	NSH 1 at DAL 0	Dan Ellis
January 5, 2008	DET 3 at DAL 0	Dominik Hasek

SHUTOUT LOSSES

DATE	SCORE	GOALTENDER
January 5, 2008	DET 3 at DAL 0	Dominik Hasek
October 22, 2008	DAL 0 at NJD 5	Martin Brodeur
December 13, 2008	DAL 0 at NSH 3	Dan Ellis
January 10, 2009	DAL 0 at PHX 1 (SO)	Ilya Bryzgalov
February 11, 2009	PHX 1 at DAL 0	Ilya Bryzgalov
February 23, 2009	SJS 1 at DAL 0	Evgeni Nabokov
March 26, 2009	LAK 1 at DAL 0 (SO)	Jonathan Quick
October 16, 2009	BOS 3 at DAL 0	Tim Thomas
January 5, 2010	DAL 0 at NJD 4	Martin Brodeur
January 10, 2010	DAL 0 at CBJ 2	Mathieu Garon
January 24, 2010	DAL 0 at COL 4	Craig Anderson
March 25, 2010	DAL 0 at SJS 3	Evgeni Nabokov
October 23, 2010	DAL 0 at NSH 1	Pekka Rinne
November 6, 2010	DAL 0 at COL 5	Peter Budaj
December 26, 2010	PHX 1 at DAL 0	Jason LaBarbera
February 22, 2011	NJD 1 at DAL 0	Johan Hedberg
March 31, 2011	DAL 0 at SJS 6	Antti Niemi
October 22, 2011	DAL 0 at LAK 1	Jonathan Quick
November 15, 2011	FLA 6 at DAL 0	Scott Clemmensen
November 18, 2011	DAL 0 at COL 3	J.S. Giguere
November 26, 2011	DAL 0 at PHX 3	Mike Smith
January 16, 2012	DAL 0 at STL 1	Jaroslav Halak
March 31, 2012	DAL 0 at SJS 3	Antti Niemi
April 5, 2012	DAL 0 at NSH 2	Pekka Rinne
January 20, 2013	DAL 0 at MIN 1	Josh Harding
February 2, 2013	DAL 0 at PHX 2	Mike Smith
March 12, 2013	NSH 4 at DAL 0	Pekka Rinne
April 1, 2013	ANA 4 at DAL 0	Viktor Fasth
April 27, 2013	DET 3 at DAL 0	Jimmy Howard

SCORELESS TIES

DATE	SCORE	GOALTENDER
December 30, 1969	MIN 0 at LAK 0	Fern Rivard
March 13, 1971	MIN 0 at PIT 0	Cesare Maniago
December 21, 1987	MIN 0 at TOR 0	Kari Takko
February 23, 1994	DAL 0 at LAK 0	Andy Moog
March 22, 1998	PIT 0 at DAL 0	Ed Belfour
December 21, 1999	DAL 0 at CGY 0	Ed Belfour

GOALTENDERS: SEASON-BY-SEASON

SEASON	GOALTENDER	GP	W	L	OTL/T	SA	SV	SV%	GAA	SO	A
1967-68	Cesare Maniago	52	22	16	9	-	-	-	2.77	6	0
	Garry Bauman	26	4	13	5	-	-	-	3.47	0	0
	Carl Wetzel	5	1	3	1	-	-	-	4.01	0	0
1968-69	Cesare Maniago	64	18	34	10	-	-	-	3.30	1	0
	Garry Bauman	7	0	2	1	-	-	-	4.34	0	0
	Fern Rivard	13	0	7	4	-	-	-	4.38	0	0
1969-70	Cesare Maniago	50	9	24	16	-	-	-	3.39	2	0
	Gump Worsley	8	5	1	1	-	-	-	2.65	1	0
	Fern Rivard	14	3	5	5	-	-	-	3.15	1	0
	Ken Broderick	7	2	4	0	-	-	-	4.33	0	0
	Gilles Gilbert	1	0	1	0	-	-	-	6.00	0	0
1970-71	Cesare Maniago	40	19	15	6	-	-	-	2.70	5	1
	Gilles Gilbert	17	5	9	2	-	-	-	3.80	0	0
	Gump Worsley	24	4	10	8	-	-	-	2.50	0	0
1971-72	Cesare Maniago	43	20	17	4	-	-	-	2.65	3	0
	Gump Worsley	34	16	10	7	-	-	-	2.12	2	1
	Gilles Gilbert	4	1	2	1	-	-	-	3.03	0	0
1972-73	Cesare Maniago	47	21	18	6	-	-	-	2.89	5	0
	Gilles Gilbert	22	10	10	2	-	-	-	3.05	2	0
	Gump Worsley	12	6	2	3	-	-	-	2.88	0	0
1973-74	Cesare Maniago	40	12	18	10	-	-	-	3.48	1	0
	Gump Worsley	29	8	14	5	-	-	-	3.22	0	0
	Fern Rivard	13	3	6	2	-	-	-	4.28	1	0
1974-75	Cesare Maniago	37	11	21	4	-	-	-	4.20	1	0
	Pete LoPresti	35	9	20	3	-	-	-	4.19	1	0
	Fern Rivard	15	3	9	0	-	-	-	4.24	0	0
1975-76	Cesare Maniago	47	13	27	5	-	-	-	3.35	2	0
	Pete LoPresti	34	7	22	1	-	-	-	4.13	1	0
	Paul Harrison	6	0	4	1	-	-	-	5.47	0	0
1976-77	Pete LoPresti	44	13	20	10	-	-	-	3.61	1	1
	Gary Smith	36	10	17	8	-	-	-	3.99	1	0
	Paul Harrison	2	0	2	0	-	-	-	5.50	0	0
1977-78	Pete LoPresti	53	12	35	6	-	-	-	4.23	2	2
	Paul Harrison	27	6	16	2	-	-	-	3.82	1	0
	Gary Smith	3	0	2	1	-	-	-	3.00	0	0
1978-79	Gilles Meloche	53	20	25	7	-	-	-	3.33	2	1
	Gary Edwards	25	6	11	5	-	-	-	3.72	0	1
	Pete LoPresti	7	2	4	0	-	-	-	4.87	0	0
1979-80	Gilles Meloche	54	27	20	5	-	-	-	3.06	1	1
	Gary Edwards	26	9	7	10	-	-	-	3.20	0	0
	Steve Janaszak	1	0	0	1	-	-	-	2.00	0	0
	Jean-Louis Levasseur	1	0	1	0	-	-	-	7.00	0	0
1980-81	Don Beaupre	44	18	14	11	-	-	-	3.20	0	1
	Gilles Meloche	38	17	14	6	-	-	-	3.25	2	0
1981-82	Gilles Meloche	51	26	15	9	-	-	-	3.47	1	1
	Don Beaupre	29	11	8	9	-	-	-	3.54	0	0
	Lindsay Middlebrook	3	0	0	2	-	-	-	3.00	0	0

GOALTENDERS: SEASON-BY-SEASON

SEASON	GOALTENDER	GP	W	L	OTL/T	SA	SV	SV%	GAA	SO	A
1982-83	Gilles Meloche	47	20	13	11	-	-	-	3.57	1	1
	Don Beaupre	36	19	10	5	-	-	-	3.58	0	2
	Markus Mattsson	2	1	1	0	-	-	-	3.60	1	0
1983-84	Giles Meloche	52	21	17	8	1,524	1,323	.873	4.18	2	1
	Don Beaupre	33	16	13	2	971	848	.873	4.12	0	0
	Jon Casey	2	1	0	0	59	53	.898	4.29	0	0
	Jim Craig	3	1	1	0	56	47	.839	4.91	0	0
1984-85	Giles Meloche	32	10	13	6	949	843	.879	3.80	0	0
	Don Beaupre	31	10	17	3	934	825	.883	3.69	1	0
	Roland Melanson	20	5	10	3	587	509	.867	4.10	0	0
	Mike Sands	3	0	3	0	88	74	.841	6.04	0	0
1985-86	Don Beaupre	52	25	20	6	1,690	1,508	.892	3.55	1	0
	Jon Casey	26	11	11	1	789	698	.885	3.89	0	0
	Roland Melanson	6	2	1	2	175	151	.863	4.43	0	0
	Kari Takko	1	0	1	0	34	31	.912	3.00	0	0
1986-87	Don Beaupre	47	17	20	6	1,439	1,265	.879	3.98	1	0
	Kari Takko	38	13	18	4	1,061	942	.888	3.44	0	0
	Mike Sands	3	0	2	0	104	92	.885	4.42	0	0
1987-88	Don Beaupre	43	10	22	3	1,257	1,096	.872	4.22	0	0
	Kari Takko	37	8	19	6	1,070	927	.866	4.47	1	0
	Jon Casey	14	1	7	4	348	307	.882	3.71	0	0
1988-89	Jon Casey	55	18	17	12	1,509	1,358	.900	3.06	1	1
	Kari Takko	32	8	15	4	922	829	.899	3.48	0	0
	Jarmo Myllys	6	1	4	0	138	116	.841	5.55	0	0
	Don Beaupre	1	0	1	0	26	23	.885	3.05	0	0
1989-90	Jon Casey	61	31	22	4	1,757	1,574	.896	3.22	3	3
	Kari Takko	21	4	12	0	482	414	.859	4.03	0	1
	Daniel Berthiaume	5	1	3	0	104	90	.865	3.5	0	0
	Jarmo Myllys	4	0	3	0	83	67	.807	6.15	0	0
1990-91	Jon Casey	55	21	20	11	1,450	1,292	.891	2.98	3	2
	Bryan Hayward	26	6	15	3	674	597	.886	3.14	2	0
	Jarmo Myllys	2	0	2	0	57	49	.860	6.15	0	0
	Kari Takko	2	0	2	0	74	62	.838	6.05	0	0
1991-92	Jon Casey	52	19	23	5	1,401	1,236	.882	3.4	2	2
	Darcy Wakaluk	36	13	19	1	874	770	.881	3.28	1	0
1992-93	Jon Casey	60	26	26	5	1,683	1,490	.885	3.33	3	3
	Darcy Wakaluk	29	10	12	5	803	706	.879	3.65	1	3
1993-94	Andy Moog	55	24	20	7	1,604	1,434	.894	3.27	2	1
	Darcy Wakaluk	36	18	9	6	978	890	.910	2.64	3	2
1994-95	Andy Moog	31	10	12	7	846	774	.915	2.44	2	1
	Darcy Wakaluk	15	4	8	0	341	301	.883	3.18	2	0
	Mike Torchia	6	3	2	1	172	154	.895	3.30	0	0
	Manny Fernandez	1	0	1	0	27	24	.889	3.05	0	0
1995-96	Andy Moog	41	13	19	7	1,106	995	.900	2.99	1	0
	Darcy Wakaluk	37	9	16	5	975	869	.891	3.39	1	0
	Allan Bester	10	4	5	1	297	267	.899	3.00	0	0
	Mike Fernandez	5	0	1	1	121	102	.843	4.58	0	0
	Jordan Willis	1	0	1	0	14	13	.929	3.16	0	0

GOALTENDERS: SEASON-BY-SEASON

SEASON	GOALTENDER	GP	W	L	OTL/T	SA	SV	SV%	GAA	SO	A
1996-97	Andy Moog	48	28	13	5	1,121	1,023	.913	2.15	3	1
	Arturs Irbe	35	17	12	3	825	737	.893	2.69	3	2
	Roman Turek	6	3	1	0	129	120	.930	2.05	0	0
1997-98	Ed Belfour	61	37	32	10	1,335	1,233	.916	1.88	9	0
	Roman Turek	23	11	10	1	496	447	.901	2.22	1	0
	Manny Fernandez	2	1	0	0	35	33	.943	1.74	0	0
1998-99	Ed Belfour	61	35	15	9	1,373	1,256	.915	1.99	5	0
	Manny Fernandez	1	0	1	0	29	27	.931	2.00	0	0
	Roman Turek	26	16	3	3	562	514	.915	2.08	1	0
1999-00	Ed Belfour	62	32	21	7	1,571	1,444	.919	2.10	4	3
	Manny Fernandez	24	11	8	3	603	555	.920	2.13	1	2
2000-01	Ed Belfour	63	35	20	7	1,508	1,364	.905	2.34	8	1
	Marty Turco	26	13	6	1	532	492	.925	1.90	3	0
2001-02	Ed Belfour	60	21	27	11	1,458	1,305	.895	2.65	1	5
	Marty Turco	31	15	6	2	670	617	.921	2.09	2	0
2002-03	Marty Turco	55	31	10	10	1,359	1,267	.932	1.72	7	3
	Ron Tugnutt	31	15	10	5	672	602	.896	2.47	4	0
	Corey Hirsch	2	0	1	0	39	35	.897	2.47	0	0
2003-04	Marty Turco	73	37	21	13	1,648	1,504	.913	1.98	9	1
	Ron Tugnutt	11	3	7	0	220	198	.900	2.41	1	0
	Dan Ellis	1	1	0	0	28	25	.893	3.00	0	0
2005-06	Marty Turco	68	41	19	5	1,624	1,458	.898	2.55	3	2
	Johan Hedberg	19	12	4	1	472	424	.898	2.67	0	2
2006-07	Marty Turco	67	38	20	5	1,564	1,424	.910	2.23	6	4
	Mike Smith	23	12	5	2	511	466	.912	2.23	3	0
2007-08	Marty Turco	62	32	21	6	1,543	1,403	.909	2.31	3	3
	Mike Smith	21	12	9	0	510	462	.906	2.46	2	0
	Johan Holmqvist	2	1	0	0	35	30	.857	3.75	0	0
	Tobias Stephan	1	0	0	1	40	38	.950	1.97	0	0
2008-09	Marty Turco	74	33	31	10	1,993	1,790	.898	2.81	3	5
	Tobias Stephan	10	1	3	1	208	181	.870	3.70	0	1
	Matt Climie	3	2	1	0	85	76	.894	2.92	0	0
	Brent Krahn	1	0	0	0	9	6	.667	9.00	0	0
2009-10	Marty Turco	53	22	20	11	1,605	1,465	.913	2.72	4	4
	Alex Auld	21	9	6	3	558	499	.894	3.00	0	2
	Kari Lehtonen	12	6	4	0	350	319	.911	2.81	0	1
	Matt Climie	1	1	0	1	38	33	.868	5.00	0	0
2010-11	Kari Lehtonen	69	34	24	11	2,043	1,868	.914	2.55	3	6
	Andrew Raycroft	19	8	5	0	446	406	.910	2.83	2	0
	Richard Bachman	1	0	0	0	4	4	1.000	0.00	0	0
2011-12	Kari Lehtonen	59	32	22	4	1,739	1,603	.922	2.33	4	3
	Richard Bachman	18	8	5	1	477	434	.910	2.77	1	1
	Andrew Raycroft	10	2	8	0	303	272	.898	3.52	0	0
2012-13	Kari Lehtonen	36	15	14	3	1,050	962	.916	2.66	1	2
	Richard Bachman	13	13	6	5	288	255	.885	3.25	0	0
	Cristopher Nilstorp	5	1	3	1	146	131	.897	3.09	0	0

OVERTIME GOALS

DATE	GOAL SCORER	TIME	RESULT	OPP. GOALIE
November 19, 1983	Brian Bellows	2:53	8-7 W vs. WPG	Brian Hayward
November 26, 1983	Neal Broten	1:42	7-6 W @ TOR	Mike Palmateer
January 12, 1984	Tom McCarthy	0:35	5-4 W vs. TOR	Allan Bester
March 12, 1984	Tom McCarthy	0:10	7-6 W vs. MTL	Rick Wamsley
March 26, 1984	Brian Lawton	2:41	4-3 W vs. STL	Rick Heinz
November 23, 1984	Craig Hartsburg	3:35	5-4 W vs. NJD	Glenn Resch
November 9, 1985	Scott Bjugstad	2:04	4-3 W vs. NYR	Ron Scott
February 6, 1986	Bob Rouse	4:15	8-7 W vs. TOR	Don Edwards
February 10, 1986	Curt Giles	2:03	4-3 W @ MTL	Doug Soetaert
March 17, 1986	Dino Ciccarelli	4:35	6-5 W vs. STL	Rick Wamsley
December 18, 1986	Neal Broten	2:10	6-5 W @ TOR	Ken Wregget
January 8, 1987	Brian Bellows	1:05	5-4 W vs. BUF	Jacques Cloutier
December 1, 1987	Brian Bellows	1:20	3-2 W vs. TOR	Ken Wregget
November 11, 1989	Brian Bellows	3:39	3-2 W vs. CGY	Mike Vernon
November 15, 1989	Clark Donatelli	1:35	2-1 W @ NJ	Sean Burke
December 31, 1989	Dave Gagner	1:14	2-1 W vs. STL	Vincent Riendeau
October 21, 1993	Brent Gilchrist	2:56	6-5 W @ OTT	Craig Billington
November 29, 1993	Dave Gagner	2:26	6-5 W @ EDM	Bill Ranford
December 22, 1993	Dean Evason	3:20	3-2 W @ ANA	Ron Tugnutt
January 27, 1994	Dave Gagner	3:36	3-2 W @ VAN	Kirk McLean
March 8, 1994	Neal Broten	2:43	4-3 W @ PHI	Dominic Roussel
March 20, 1994	Paul Broten	0:13	2-1 W vs. VAN	Kay Whitmore
April 9, 1996	Richard Matvichuk	1:53	4-3 W @ CGY	Trevor Kidd
December 18, 1996	Mike Modano	0:27	3-2 W @ CHI	Jeff Hackett
February 8, 1997	Pat Verbeek	3:50	5-4 W @ PHX	Nikolai Khabibulin
February 9, 1997	Neal Broten	4:16	2-1 W vs. LAK	Stephane Fiset
February 14, 1997	Mike Kennedy	2:03	4-3 W vs. DET	Mike Vernon
October 14, 1997	Dave Reid	1:17	5-4 W vs. CGY	Dwayne Roloson
December 20, 1998	Sergei Zubov	1:07	2-1 W @ EDM	Curtis Joseph
January 5, 1998	Jere Lehtinen	0:34	4-3 W @ NJD	Martin Brodeur
January 14, 1998	Grant Marshall	0:57	2-1 W @ STL	Grant Fuhr
April 8, 1998	Jamie Langenbrunner	3:28	2-1 W vs. WSH	Olaf Kolzig
January 1, 1999	Brett Hull	0:37	2-1 W @ PHX	Nikolai Khabibulin
March 4, 1999	Joe Nieuwendyk	4:12	3-2 W @ NYI	Tommy Salo
March 21, 1999	Mike Modano	0:44	3-2 W vs. CAR	Arturs Irbe
October 22, 1999	Sergei Zubov	0:32	2-1 W vs. NJD	Martin Brodeur
November 24, 1999	Richard Matvichuk	2:55	3-2 W vs. LAK	Marcel Cosineau
December 29, 1999	Jamie Langenbrunner	3:17	4-3 W vs. NYR	Kirk McLean
January 17, 2001	Brett Hull	1:41	4-3 W vs. NSH	Tomas Vokoun
January 19, 2001	Darryl Sydor	0:42	6-5 W vs. PIT	Garth Snow
February 16, 2001	Derian Hatcher	1:35	3-2 W vs. ANA	J.S. Giguere
February 23, 2001	Joe Nieuwendyk	1:00	5-4 W vs. BOS	Peter Skudra
March 10, 2001	Brad Lukowich	1:47	3-2 W vs. COL	Patrick Roy
April 7, 2001	Mike Modano	2:10	5-4 W @ SJS	Evgeni Nabokov
November 17, 2001	Richard Matvichuk	0:50	3-2 W @ SJS	Evgeni Nabokov
February 28, 2002	Mike Modano	4:59	4-3 W @ VAN	Dan Cloutier
March 6, 2002	Brenden Morrow	3:53	3-2 W vs. LAK	Felix Potvin
October 28, 2002	Mike Modano	0:37	4-3 W @ EDM	Jussi Markkanen
November 17, 2002	Pierre Turgeon	3:19	3-2 W vs. CBJ	Marc Denis
January 9, 2003	Pierre Turgeon	4:43	4-3 W vs. CHI	Jocelyn Thibault
February 11, 2003	Sergei Zubov	4:59	2-1 W vs. CAR	Kevin Weekes
March 19, 2003	Mike Modano	2:24	5-4 W @ ATL	Pasi Nurminen
October 29, 2003	Jason Arnott	0:17	4-3 W @ CGY	Dany Sabourin

DATE	GOAL SCORER	TIME	RESULT	OPP. GOALIE
February 29, 2004	Bill Guerin	0:55	5-4 W vs. EDM	Tommy Salo
March 24, 2004	Bill Guerin	3:11	4-3 W @ EDM	Ty Conklin
October 13, 2005	Philippe Boucher	4:05	3-2 W @ CGY	Miikka Kiprusoff
January 30, 2006	Jason Arnott	4:24	3-2 W vs. SJS	Evgeni Nabokov
April 15, 2006	Trevor Daley	4:26	4-3 W vs. MIN	Manny Fernandez
October 4, 2006	Darryl Sydor	2:07	3-2 W @ COL	Jose Theodore
December 9, 2006	Jere Lehtinen	4:55	4-3 W @ PHX	Mikael Tellqvist
February 25, 2007	Jere Lehtinen	4:17	2-1 W vs. VAN	Roberto Luongo
February 27, 2007	Ladislav Nagy	1:35	2-1 W @ TBL	Johan Holmqvist
March 11, 2007	Mike Modano	0:35	4-3 W vs. LAK	Sean Burke
March 18, 2007	Mike Ribeiro	4:19	5-4 W vs. PHX	Mikael Tellqvist
November 26, 2007	Mike Modano	0:35	3-2 W @ NYI	Rick DiPietro
December 10, 2007	Brenden Morrow	4:00	5-4 W vs. EDM	Mathieu Garon
December 21, 2007	Mike Ribeiro	0:57	3-2 W @ CGY	Miikka Kiprusoff
December 16, 2008	Loui Eriksson	3:39	2-1 W vs. PHX	Ilya Bryzgalov
December 27, 2008	Mike Modano	3:34	4-3 W vs. ANA	J.S. Giguere
January 12, 2009	Trevor Daley	1:51	5-4 W vs. DET	Chris Osgood
March 14, 2009	Nicklas Grossman	2:23	3-2 W vs. MIN	Niklas Backstrom
April 4, 2009	Trevor Daley	0:16	5-4 W vs. STL	Chris Mason
October 28, 2009	James Neal	2:57	4-3 W vs. TOR	Jonas Gustavsson
November 28, 2009	Tom Wandell	2:12	4-3 W vs. TBL	Mike Smith
October 8, 2010	Loui Eriksson	1:36	4-3 W vs. NJD	Martin Brodeur
November 18, 2010	Mike Ribeiro	2:52	5-4 W vs. SJS	Antti Niemi
December 4, 2010	Stephane Robidas	3:37	4-3 W vs. MIN	Jose Theodore
December 19, 2010	Loui Eriksson	4:18	4-3 W @ DET	Chris Osgood
March 7, 2011	Brenden Morrow	0:38	4-3 W @ LAK	Jonathan Bernier
November 4, 2011	Loui Eriksson	3:55	7-6 W vs. COL	Semyon Varlamov
November 23, 2011	Steve Ott	2:56	3-2 W vs. LAK	Jonathan Quick
February 16, 2012	Mike Ribeiro	2:01	3-2 W vs. CGY	Miikka Kiprusoff
February 26, 2012	Loui Eriksson	3:52	3-2 W vs. VAN	Roberto Luongo
February 6, 2013	Jaromir Jagr	1:46	3-2 W @ EDM	Devan Dubnyk
February 26, 2013	Loui Eriksson	3:03	5-4 W @ CBJ	Sergei Bobrovsky

OVERTIME GOALS AGAINST

DATE	GOAL SCORER	TIME	RESULT	OPP. GOALIE
October 9, 1983	Jari Kurri	3:50	4-3 L @ EDM	Gilles Meloche
October 20, 1983	Doug Wickenheiser	1:35	5-4 L vs. MTL	Gilles Meloche
February 17, 1984	Dave Andreychuk	1:31	5-4 L @ BUF	Don Beaupre
October 11, 1984	Miroslav Frycer	1:51	1-0 L vs. TOR	Don Beaupre
December 23, 1984	Ken Linesman	2:15	4-3 L @ BOS	Gilles Meloche
December 19, 1985	Dan Frawley	0:38	4-3 L vs. PIT	Jon Casey
March 21, 1986	Jari Kurri	1:36	5-4 L @ EDM	Don Beaupre
December 23, 1986	Rick Vaive	4:40	4-3 L vs. TOR	Kari Takko
February 4, 1987	Randy Gregg	2:12	6-5 L vs. EDM	Don Beaupre
November 25, 1987	Rick Meagher	1:19	4-3 L vs. STL	Don Beaupre
December 26, 1987	Laurie Boschman	3:09	5-4 L @ WPG	Jon Casey
January 2, 1989	Esa Tikkanen	3:10	3-2 L vs. EDM	Jon Casey
November 2, 1989	Doug Wilson	0:18	4-3 L @ CHI	Kari Takko
January 31, 1990	John Tucker	0:35	4-3 L vs. WSH	Daniel Berthiaume
February 3, 1990	Mike Bullard	4:51	7-6 L @ PHI	Jon Casey
February 13, 1990	Rick Meagher	4:49	2-1 L vs. STL	Jon Casey
November 10, 1990	Randy Cunneynworth	0:49	3-2 L vs. HFD	Jon Casey
December 6, 1990	Rob Ramage	2:57	2-1 L vs. TOR	Jon Casey
March 16, 1991	Michel Petit	2:44	4-3 L @ TOR	Brian Hayward
February 5, 1992	Wendel Clark	0:18	3-2 L @ TOR	Jon Casey
February 29, 1992	Adam Burt	4:58	5-4 L vs. HRD	Jon Casey
October 30, 1993	Dave Archibald	4:40	5-4 L vs. OTT	Andy Moog
January 4, 1994	Dirk Graham	3:46	2-1 L vs. CHI	Andy Moog
January 13, 1994	Glenn Anderson	4:46	4-3 L @ TOR	Darcy Wakaluk
February 18, 1995	Theoren Fleury	4:34	3-2 L @ CGY	Andy Moog
November 1, 1996	Jeff Shantz	1:48	3-2 L vs. CHI	Andy Moog
November 22, 1996	Jody Hull	4:55	2-1 L vs. FLA	Andy Moog
February 2, 1997	Vyacheslav Kozlov	1:20	4-3 L @ DET	Andy Moog
January 11, 1998	Joe Sacco	3:38	2-1 L @ ANA	Ed Belfour
March 17, 1999	Brian Bellows	0:35	2-1 L @ WSH	Ed Belfour
January 12, 2000	Jason Wiemer	2:03	2-1 L @ CGY	Manny Fernandez
February 25, 2000	Doug Gilmour	1:11	4-3 L vs. CHI	Ed Belfour
March 10, 2000	Olli Jokinen	3:32	4-3 L vs. NYI	Manny Fernandez
March 26, 2000	Milan Hejduk	3:17	2-1 L vs. COL	Ed Belfour
April 2, 2000	Shjon Podein	4:13	3-2 L @ COL	Ed Belfour
October 28, 2000	Al MacInnis	0:15	4-3 L @ STL	Ed Belfour
February 25, 2001	Todd Marchant	0:31	3-2 L @ EDM	Ed Belfour
October 13, 2001	Craig Conroy	4:20	4-3 L vs. CGY	Ed Belfour
October 28, 2001	Michael Peca	3:25	3-2 L @ NYI	Marty Turco
October 31, 2001	Brett Hull	0:48	4-3 L vs. DET	Ed Belfour
December 28, 2001	Ken Klee	2:03	3-2 L vs. WSH	Ed Belfour
April 3, 2002	Pavol Pemitra	2:29	2-1 L vs. STL	Ed Belfour
October 30, 2002	Valeri Bure	3:21	3-2 L vs. FLA	Marty Turco
February 27, 2003	Magnus Arvedson	1:24	3-2 L @ OTT	Ron Tugnutt
March 21, 2003	Wes Waltz	1:30	3-2 L vs. MIN	Ron Tugnutt
March 27, 2003	Shean Donovan	2:51	2-1 L @ CGY	Marty Turco

OVERTIME GOALS AGAINST

DATE	GOAL SCORER	TIME	RESULT	OPP. GOALIE
March 27, 2004	Brendan Morrison	0:40	3-2 L @ VAN	Ron Tugnutt
March 28, 2004	Wayne Primeau	2:57	2-1 L @ SJ	Ron Tugnutt
October 26, 2005	Patrick Marleau	3:20	5-4 L vs. SJ	Marty Turco
January 2, 2006	Mattias Norstrom	2:29	3-2 L @ LAK	Marty Turco
February 4, 2006	Barrett Jackman	2:16	4-3 L @ STL	Marty Turco
April 3, 2006	Joe Thornton	4:39	3-2 L vs. SJ	Marty Turco
April 18, 2006	Sergei Federov	0:35	5-4 L @ CBJ	Johan Hedberg
March 1, 2007	Olli Jokinen	2:11	2-1 L @ FLA	Mike Smith
March 23, 2007	Scott Niedermayer	2:28	3-2 L @ ANA	Marty Turco
April 5, 2007	Rick Nash	1:04	2-1 L @ CBJ	Mike Smith
October 12, 2007	Matthew Lombardi	3:20	3-2 L vs. CGY	Marty Turco
October 13, 2007	Jason Williams	0:43	2-1 L @ CHI	Tobias Stephan
November 10, 2007	Anze Kopitar	2:34	6-5 L @ LAK	Marty Turco
March 27, 2008	Joe Thornton	2:58	3-2 L @ SJS	Marty Turco
October 10, 2008	Rick Nash	4:39	5-4 L vs. CBJ	Marty Turco
October 25, 2008	Alexander Semin	2:17	6-5 L vs. WSH	Marty Turco
December 20, 2008	Jason Smith	3:30	5-4 L @ OTT	Marty Turco
March 5, 2009	Michal Handzus	1:31	5-4 L @ LAK	Marty Turco
March 30, 2009	Petr Prucha	0:53	6-5 L @ PHX	Tobias Stephan
October 22, 2009	Michal Handzus	0:55	5-4 L @ LAK	Alex Auld
November 4, 2009	Jarome Iginla	1:25	3-2 L vs. CGY	Marty Turco
December 8, 2009	Saku Koivu	4:13	4-3 L @ ANA	Marty Turco
December 17, 2009	Rich Peverley	1:16	6-5 L @ ATL	Marty Turco
December 16, 2010	Logan Couture	1:20	4-3 L vs. SJS	Kari Lehtonen
February 9, 2011	Radim Vrbata	1:13	3-2 L vs. PHX	Kari Lehtonen
March 4, 2011	Lubomir Visnovsky	4:56	4-3 L @ ANA	Kari Lehtonen
March 23, 2011	Cam Fowler	1:42	4-3 L vs. ANA	Kari Lehtonen
February 18, 2012	Radim Vrbata	1:15	2-1 L @ PHX	Kari Lehtonen
January 24, 2013	Marian Hossa	1:41	3-2 L vs. CHI	Kari Lehtonen
February 25, 2013	Roman Josi	0:28	5-4 L @ NSH	Cristopher Nilstorp
April 21, 2013	Jeff Carter	4:08	4-3 L @ LAK	Kari Lehtonen

SHOOTOUT HISTORY

SEASON	VS. & DATE	RESULT	SHOOTOUT	DECIDING GOAL	GOALTENDERS
2005-06	@ COL on 11/5	3-2 W	2-0	S. Zubov	M. Turco/P. Budaj
	@ SJS on 11/12	3-2 W	2-0	S. Zubov	M. Turco/E. Nabokov
	vs. CAR on 12/2	5-4 W	2-1	M. Modano	M. Turco/M. Gerber
	vs. ANA on 1/6	4-3 W	2-1	A. Miettinen	J. Hedberg/J.S. Giguere
	@ BOS on 1/14	2-1 W	1-0	J. Jokinen	M. Turco/T. Thomas
	vs. STL on 1/25	4-3 W	2-0	S. Zubov	M. Turco/C. Sanford
	@ COL on 1/26	3-2 W	2-1	J. Jokinen	M. Turco/P. Budaj
	vs. DET on 1/28	2-1 W	3-2	M. Modano	M. Turco/M. Legace
	@ EDM on 3/7	4-3 W	2-0	S. Zubov	M. Turco/M. Morrison
	@ SJS on 3/18	4-3 W	2-1	A. Miettinen	M. Turco/V. Toskala
	vs. CHI on 3/24	3-2 W	0-2	B. Morrow	J. Hedberg/N. Khabibulin
	@ ANA on 3/31	4-5 L	0-2	R. Niedermayer	M. Turco/J.S. Giguere
	@ PHX on 4/8	3-2 W	2-0	J. Jokinen	J. Hedberg/C. Joseph
	05-06 Record	12-1	24-6		
2006-07	@ ANA on 10/15	4-3 W	2-1	J. Jokinen	M. Turco/J.S. Giguere
	vs. MIN on 12/2	4-3 W	3-1	J. Jokinen	M. Turco/N. Backstrom
	@ LAK on 12/16	4-3 W	1-0	M. Ribeiro	M. Turco/B. Brust
	@ VAN on 1/3	1-2 L	1-2	R. Kesler	M. Turco/R. Luongo
	@ EDM on 1/4	6-5 W	2-0	S. Zubov	M. Turco/D. Roloson
	@ MIN on 1/20	2-1 W	3-2	S. Barnes	M. Turco/N. Backstrom
	vs. PIT on 1/26	3-4 L	0-1	E. Christensen	M. Turco/M. Fleury
	@ SJS on 1/30	3-2 W	3-2	M. Ribeiro	M. Turco/V. Toskala
	@ MIN on 2/20	1-2 L	0-1	M. Koivu	M. Turco/N. Backstrom
	vs. CBJ on 3/2	2-3 L	0-1	J. Chimera	M. Turco/F. Norrena
	@ PHX on 3/24	4-3 W	1-0	J. Lehtinen	M. Turco/C. Joseph
	@ DET on 3/30	4-3 W	1-0	S. Zubov	M. Smith/D. Hasek
	vs. ANA on 4/6	2-1 W	1-0	L. Nagy	M. Turco/I. Bryzgalov
	06-07 Record	9-4	18-11		
2007-08	@ CBJ on 10/17	2-1 W	1-0	J. Jokinen	M. Smith/F. Norrena
	vs. SJS on 11/14	3-4 L	0-2	D. Setoguchi	M. Turco/E. Nabokov
	@ CBJ on 12/2	2-1 W	3-2	N. Hagman	M. Turco/P. Leclaire
	@ EDM on 12/18	2-1 W	1-0	S. Zubov	M. Turco/D. Roloson
	vs. STL on 12/29	5-4 W	1-0	M. Modano	M. Smith/H. Toivonen
	@ LAK on 1/12	3-4 L	2-1	P. O'Sullivan	M. Turco/J. LaBarbera
	vs. VAN on 2/5	3-2 W	2-1	B. Morrow	M. Turco/R. Luongo
	@ ANA on 3/30	2-3 L	1-2	C. Kunitz	M. Turco/J.S. Giguere
	07-08 Record:	5-3	11-8		
2008-09	@ LAK on 11/11	2-3 L	1-2	A. Frolov	M. Turco/E. Ersberg
	vs. ANA on 11/22	1-2 L	1-2	R. Getzlaf	M. Turco/J. Hiller
	vs. COL on 12/5	2-1 W	2-1	M. Modano	M. Turco/P. Budaj
	vs. CBJ on 12/18	6-5 W	2-0	B. Richards	M. Turco/P. LeClaire
	@ VAN on 1/4	3-2 W	2-1	J. Neal	M. Turco/J. LaBarbera
	@ PHX on 1/10	0-1 L	2-3	K. Turris	M. Turco/I. Bryzgalov
	vs. BUF on 1/15	4-5 L	1-2	J. Pominville	M. Turco/R. Miller
	vs. LAK on 1/17	3-2 W	1-0	M. Ribeiro	M. Turco/E. Ersberg
	@ CBJ on 2/16	3-2 W	1-0	J. Neal	M. Turco/S. Mason
	vs. LAK on 3/26	0-1 L	1-2	J. Williams	M. Turco/J. Quick
	@ COL on 4/9	3-2 W	4-2	M. Ribeiro	M. Climie/P. Budaj
	@ ANA on 4/10	3-4 L	1-2	T. Selanne	M. Turco/J. Hiller
	08-09 Record	6-6	18-17		
2009-10	vs. NSH on 10/3	2-3 L	1-2	M. Santorelli	M. Turco/D. Ellis
	@ EDM on 10/6	4-5 L	0-1	A. Hemsky	M. Turco/N. Khabibulin
	@ VAN on 10/11	3-4 L	0-2	K. Wellwood	M. Turco/R. Luongo
	vs. FLA on 10/30	5-6 L	0-1	R. Olesz	A. Auld/S. Clemmensen
	@ SJS on 11/12	3-2 W	1-0	S. Robidas	M. Turco/E. Nabokov
	vs. STL on 11/25	3-4 L	1-2	B. Boyes	M. Turco/T. Conklin
	vs. EDM on 12/5	2-3 L	1-2	S. Horcoff	M. Turco/J. Deslauriers
	@ SJS on 12/11	3-2 W	2-1	M. Niskanen	M. Turco/E. Nabokov
	@ LAK on 12/12	2-3 L	0-1	M. Handzus	A. Auld/J. Quick
	vs. DET on 1/16	3-2 W	1-0	S. Ott	A. Auld/J. Howard
	vs. CGY on 1/27	4-3 W	1-0	L. Eriksson	A. Auld/M. Kiprusoff
	@ CHI on 2/9	3-4 L	0-1	K. Versteeg	M. Turco/A. Niemi
	@ WSH on 3/8	4-3 W	2-1	L. Eriksson	M. Turco/S. Varlamov
	vs. LAK on 3/12	1-2 L	0-1	J. Stoll	M. Turco/J. Bernier
	vs. PHX on 3/21	2-3 L	1-2	A. Aucoin	M. Turco/J. LaBarbera
	vs. ANA on 4/8	3-2 L	2-0	M. Modano	M. Turco/J. Hiller
	@ MIN on 4/10	4-3 W	1-0	J. Benn	K. Lehtonen/N. Backstrom
	09-10 Record	7-10	14-17		
2010-11	@ NYI on 10/9	5-4 W	1-0	M. Ribeiro	K. Lehtonen/DiPietro
	vs. STL on 10/16	3-2 W	3-1	L. Eriksson	K. Lehtonen/T. Conklin
	vs. COL on 11/20	3-4 L	1-2	K. Porter	K. Lehtonen/P. Budaj
	@ CBJ on 12/6	2-3 L	1-2	K. Wilson	K. Lehtonen/M. Garon
	vs. GAR on 12/10	2-1 W	1-0	B. Richards	K. Lehtonen/C. Ward
	@ SJS on 12/13	3-2 W	2-1	B. Richards	A. Raycroft/A. Niemi
	vs. CGY on 12/23	2-3 L	0-1	A. Tanguay	K. Lehtonen/M. Kiprusoff
	vs. NYR on 1/7	2-3 L	0-1	M. Zuccarello	K. Lehtonen/H. Lundqvist
	vs. CHI on 2/11	4-3 W	3-1	B. Richards	K. Lehtonen/M. Turco
	vs. CGY on 3/9	3-4 L	1-2	C. Glencross	K. Lehtonen/M. Kiprusoff
	vs. PHI on 3/19	2-3 L	1-2	V. Leino	K. Lehtonen/S. Bobrovsky
	@ PHX on 3/29	1-2 L	1-2	R. Whitney	K. Lehtonen/I. Bryzgalov
	10-11 Record	5-7	15-15		

SHOOTOUT HISTORY

SEASON	VS. & DATE	RESULT	SHOOTOUT	DECIDING GOAL	GOALTENDERS
2011-12	vs. PHX on 10/10	2-1 W	2-1	M. Ribeiro	K. Lehtonen/M. Smith
	@ PHX on 10/25	3-2 W	2-1	T. Daley	K. Lehtonen/M. Smith
	vs. TOR on 11/25	3-4 L	0-1	J. Lupul	K. Lehtonen/J. Gustavsson
	@ LAK on 1/12	5-4 W	1-0	L. Eriksson	K. Lehtonen/J. Quick
	vs. DET on 1/17	2-3 L	0-1	J. Hudler	R. Bachman/T. Conklin
	vs. MIN on 2/4	2-1 W	2-1	J. Benn	K. Lehtonen/N. Backstrom
	@ BUF on 2/10	2-3 L	1-2	N. Gerbe	K. Lehtonen/R. Miller
	vs. PIT on 2/29	3-4 L	2-3	P. Dupaix	K. Lehtonen/M. Fleury
	@ CGY on 3/4	3-2 W	2-0	L. Eriksson	K. Lehtonen/M. Kiprusoff
	vs. SJS on 3/8	4-3 W	1-0	T. Vincour	K. Lehtonen/A. Niemi
	vs. PHX on 3/20	4-3 W	1-0	M. Ribeiro	K. Lehtonen/M. Smith
	11-12 Record	7-4	14-10		
2012-13	vs. PHX on 2/1	4-3 W	2-1	J. Jagr	K. Lehtonen/M. Smith
	@ ANA on 3/14	1-2 L	0-2	B. Ryan	K. Lehtonen/J. Hiller
	@ SJS on 4/7	5-4 W	1-0	Ja. Benn	K. Lehtonen/A. Niemi
	12-13 Record	2-1	3-3		

SHOOTER	EFFICIENCY	GDG
Jason Arnott	0 for 1 (0.0%)	0
Stu Barnes	1 for 2 (50.0%)	1
Jamie Benn	9 for 21 (42.9%)	3
Fabian Brunnstrom	1 for 4 (25.0%)	0
Trevor Daley	1 for 2 (50.0%)	1
Loui Eriksson	10 for 33 (30.3%)	5
Matt Fraser	0 for 1 (0.0%)	0
Alex Goligoski	0 for 1 (0.0%)	0
Bill Guerin	1 for 1 (100%)	0
Niklas Hagman	1 for 4 (25.0%)	1
Jaromir Jagr	1 for 1 (100.0%)	0
Jussi Jokinen	17 for 29 (58.6%)	6
Niko Kapanen	0 for 1 (0.0%)	0
Jamie Langenbrunner	1 for 2 (50.0%)	0
Jere Lehtinen	4 for 13 (30.8%)	1
Eric Lindros	1 for 1 (100%)	0
Antti Miettinen	3 for 9 (33.3%)	2
Mike Modano	8 for 28 (28.6%)	5
Brenden Morrow	3 for 6 (50.0%)	2
Ladislav Nagy	1 for 2 (50.0%)	1
James Neal	5 for 17 (29.4%)	2
Matt Niskanen	1 for 3 (33.3%)	1
Steve Ott	1 for 4 (25.0%)	1
Mark Parrish	0 for 1 (0.0%)	0
Mike Ribeiro	19 for 53 (35.8%)	6
Brad Richards	12 for 36 (33.3%)	4
Stephane Robidas	1 for 5 (20.0%)	1
Michael Ryder	1 for 7 (14.3%)	0
Brandon Segal	0 for 1 (0.0%)	0
Sheldon Souray	0 for 1 (0.0%)	0
Patrik Stefan	0 for 1 (0.0%)	0
Tomas Vincour	1 for 2 (50.0%)	1
Tom Wandell	0 for 1 (0.0%)	0
Ray Whitney	0 for 2 (0.0%)	0
Jason Williams	0 for 1 (0.0%)	0
Sergei Zubov	13 for 31 (41.9%)	7
All-Time Percentage	117 for 331 (35.3%)	51

SHOOTER	SHOTS/SAVES	RECORD
Alex Auld	13/15 (86.7%)	2-2
Richard Bachman	2/3 (66.6%)	0-1
Matt Climie	1/3 (33.3%)	1-0
Johan Hedberg	14/17 (82.4%)	4-0
Kari Lehtonen	57/83 (68.7%)	12-11
Andrew Raycroft	5/6 (83.3%)	2-0
Mike Smith	9/9 (100%)	3-0
Marty Turco	131/188 (69.7%)	28-22
All-Time Goaltending	232/324 (71.6%)	52-36

PENALTY SHOTS

DATE	SHOOTER	OPP TEAM	GOALTENDER	RESULT
November 30, 1967	Dave Balon	@ MTL	Gump Worsley	NG
December 23, 1967	Bill Collins	@ PIT	Les Binkley	NG
January 28, 1968	Wayne Connelly	vs. DET	Roger Crozier	NG
February 11, 1971	Jude Drouin	@ MTL	Rogie Vachon	NG
October 14, 1971	Tom Reid	vs. MTL	Ken Dryden	Goal
October 14, 1973	Ruster Harvey	@ CHI	Tony Esposito	NG
March 8, 1975	Dennis Hextall	@ TOR	Gord McRae	Goal
January 6, 1977	Dean Talaious	@ DET	Ed Giacomin	NG
January 11, 1978	Steve Jensen	vs. TOR	Mike Palmateer	NG
December 6, 1978	Al MacAdam	vs. LAK	Ron Grahame	NG
March 16, 1983	Dino Ciccarelli	vs. PIT	Denis Herron	NG
March 22, 1984	Neal Broten	vs. MTL	Rick Wamsley	NG
November 3, 1984	Scott Bjugstad	vs. PHI	Pelle Linbergh	NG
October 10, 1985	Bo Berglund	@ DET	Corrado Micalef	Goal
December 23, 1986	Dennis Maruk	vs. TOR	Allan Bester	NG
December 28, 1986	Kent Nilsson	@ WPG	Eldon Reddick	NG
November 26, 1988	Dino Ciccarelli	@ TOR	Allan Bester	NG
January 21, 1991	Mike Craig	@ WPG	Bob Essensa	NG
March 17, 1992	Ulf Dahlen	vs. BUF	Daren Puppa	NG
March 21, 1992	Chris Dahlquist	@ QUE	Stephane Fiset	NG
April 16, 1992	Todd Elik	@ STL	Curtis Joseph	NG
October 28, 1992	Dave Gagner	@ EDM	Bill Ranford	NG
January 27, 1994	Brent Gilchrist	@ VAN	Kirk McLean	NG
April 1, 1995	Dave Gagner	vs. DET	Chris Osgood	NG
October 7, 1997	Jere Lehtinen	@ BUF	Dominik Hasek	Goal
December 7, 1998	Mike Modano	@ CGY	Tyler Moss	NG
January 22, 2001	Brett Hull	vs. VAN	Felix Potvin	NG
February 18, 2001	Joe Nieuwendyk	vs. DET	Chris Osgood	Goal
October 24, 2001	Mike Modano	vs. PIT	Johan Hedberg	NG
November 6, 2002	Brenden Morrow	vs. VAN	Dan Cloutier	Goal
January 23, 2004	Mike Modano	vs. STL	Chris Osgood	NG
November 30, 2005	Antti Miettinen	vs. SJS	Evgeni Nabokov	Goal
March 7, 2006	Jussi Jokinen	@ EDM	Ty Conklin	Goal
March 16, 2006	Stu Barnes	vs. LAK	Mathieu Garon	NG
October 20, 2006	Niklas Hagman	vs. CHI	Brian Boucher	NG
November 22, 2006	Mike Modano	vs. NSH	Tomas Vokoun	NG
January 28, 2007	Jere Lehtinen	@ ANA	J.S. Giguere	Goal
November 7, 2007	Sergei Zubov	@ SJS	Evgeni Nabokov	NG
January 7, 2008	Mike Ribeiro	vs. MIN	Nicklas Backstrom	NG
November 4, 2009	Brenden Morrow	vs. CGY	Curtis McElhinney	NG
November 3, 2010	Loui Eriksson	vs. PIT	Brent Johnson	Goal
November 12, 2010	Jamie Benn	vs. ANA	Jonas Hiller	NG
December 26, 2010	Loui Eriksson	vs. PHX	Jason LaBarbera	NG
December 31, 2010	James Neal	vs. VAN	Cory Schneider	NG
January 5, 2012	Steve Ott	@ NSH	Pekka Rinne	NG
March 22, 2012	Mike Ribeiro	vs. VAN	Cory Schneider	NG
January 24, 2013	Ryan Garbutt	vs. CHI	Corey Crawford	NG
March 18, 2013	Antoine Roussel	vs. CGY	Joey MacDonald	NG

TOTALS: 10/48 = 20.8%

PENALTY SHOTS AGAINST

DATE	SHOOTER	OPP TEAM	GOALTENDER	RESULT
December 26, 1970	Red Berenson	@ STL	Cesare Maniago	Goal
December 11, 1973	Phil Hoene	LAK	Cesare Maniago	Goal
January 27, 1976	Brian Trottier	@ NYI	Cesare Maniago	NG
February 1, 1976	Greg Polis	@ NYR	Cesare Maniago	NG
March 5, 1978	Andre St. Laurent	@ DET	Cesare Maniago	NG
October 19, 1979	Peter Sullivan	@ WPG	Gary Edwards	NG
January 5, 1980	Bengt Gustafson	WSH	Gilles Meloche	NG
February 2, 1980	Harold Snepstts	VAN	Gilles Meloche	Goal
February 9, 1980	Ross Lonsberry	@ PIT	Gilles Meloche	NG
March 2, 1983	Alain Lemieux	STL	Gilles Meloche	NG
February 16, 1985	Joe Mullen	@ STL	Rollie Melanson	Goal
March 10, 1985	Denis Savard	@ CHI	Rollie Melanson	NG
October 28, 1986	Perry Berezan	CGY	Don Beaupre	Goal
February 14, 1987	Joe Mullen	CGY	Kari Takko	Goal
March 5, 1987	Bob Probert	@ DET	Kari Takko	Goal
December 30, 1987	Troy Murray	@ CHI	Kari Takko	Goal
October 28, 1988	Miroslav Frycer	@ DET	Don Beaupre	NG
February 22, 1989	Steve Larmier	@ CHI	Kari Takko	NG
March 20, 1989	Petr Kilma	@ DET	Jon Casey	NG
October 31, 1991	Bob Errey	@ PIT	Darcy Wakaluk	Goal
January 7, 1992	Dimitri Khristich	@ WAS	Darcy Wakaluk	Goal
February 7, 1992	Dave Andreychuk	@ BUF	Darcy Wakaluk	NG
October 18, 1992	Reggie Savage	@ WAS	Jon Casey	Goal
March 19, 1993	Steve Yzerman	@ DET	Darcy Wakaluk	NG
April 3, 1993	Luc Robitaille	@ LAK	Jon Casey	NG
October 30, 1993	Bob Kudelski	OTT	Darcy Wakaluk	Goal
December 27, 1993	Sergei Federov	DET	Andy Moog	Goal
December 21, 1995	Wendel Clark	NYI	Darcy Wakaluk	NG
March 13, 2000	Radek Dvorak	@ NYR	Manny Fernandez	NG
December 1, 2000	Alex Tanguay	@ COL	Ed Belfour	NG
December 5, 2001	Mike Fisher	OTT	Marty Turco	Goal
December 6, 2002	Mathieu Dandenault	DET	Marty Turco	NG
November 22, 2003	Keith Tkachuk	@ STL	Marty Turco	NG
December 6, 2003	Nils Ekman	@ SJS	Ron Tugnutt	Goal
March 5, 2004	Shean Donovan	CGY	Marty Turco	NG
October 26, 2005	Marcel Goc	SJS	Marty Turco	NG
November 10, 2005	Steve Sullivan	@ NSH	Marty Turco	NG
November 25, 2005	Mike Comrie	PHX	Marty Turco	NG
November 30, 2006	Alexander Ovechkin	@ WAS	Mike Smith	NG
March 18, 2007	Shane Doan	PHX	Marty Turco	NG
December 31, 2007	Scott Nichol	NSH	Marty Turco	NG
January 9, 2008	Patrick Kane	@ CHI	Marty Turco	NG
January 15, 2008	Chris Kunitz	@ ANA	Marty Turco	NG
March 15, 2008	Markus Naslund	VAN	Marty Turco	NG
December 29, 2008	Patrick Marleau	SJS	Marty Turco	NG
November 14, 2009	Shane Doan	@ PHX	Marty Turco	NG
January 5, 2011	Viktor Stalber	@ CHI	Kari Lehtonen	NG
January 17, 2011	Jack Johnson	LAK	Kari Lehtonen	NG
November 11, 2011	Matt Cooke	@ PIT	Kari Lehtonen	Goal
March 6, 2012	Zack Kassian	VAN	Richard Bachman	NG
March 6, 2012	Rich Clune	NSH	Kari Lehtonen	Goal

TOTALS: 17/51 = 33.3%

RECORDS

STARS PLAYED A 0-0 TIE: 12/21/99 @ Calgary. Goaltenders: Ed Belfour and Fred Brathwaite
 STARS PLAYED A 0-0 GAME AND LOST IN THE SHOOTOUT: 3/26/09 vs. Los Angeles. Goaltenders: Marty Turco and Jonathan Quick
 STARS PLAYED A 0-0 GAME AND WON IN THE SHOOTOUT: None.
 STARS WON A 1-0 GAME AT HOME: 1/24/12 Stars 1, Anaheim 0. Goaltender: Kari Lehtonen
 STARS LOST A 1-0 GAME AT HOME: 3/26/09 Stars 0, Los Angeles 1 (SO). Goaltender: Jonathan Quick
 STARS WON A 1-0 GAME ON ROAD: 3/13/12 Stars 1, Minnesota 0. Goaltender: Kari Lehtonen
 STARS LOST A 1-0 GAME ON ROAD: 1/20/13 Stars 0, Minnesota 1. Goaltender: Josh Harding
 STARS HAD TWO CONSECUTIVE SHUTOUTS: 3/10/12 vs. Anaheim, Stars 2, Anaheim 0. Goaltender: Kari Lehtonen;
 3/13/12 vs. Minnesota, Stars 1, Minnesota 0. Goaltender: Kari Lehtonen
 STARS WERE SHUT OUT IN CONSECUTIVE GAMES: 11/15/11 vs. Florida, Stars 0, Florida 6. Goaltender: Scott Clemmensen;
 1/18/11 at Colorado, Stars 0, Colorado 2. Goaltender: Jean-Sebastien Giguere
 STARS HELD OPPOSITION SHOTLESS FOR ONE PERIOD: 1/10/04 3rd period vs. Colorado
 STARS HELD SHOTLESS FOR ONE PERIOD: 12/27/03 3rd period @ Columbus
 STARS SCORED AT LEAST 10 GOALS IN A GAME: 2/6/09 Stars 10, New York 2.
 OPPOSITION SCORED AT LEAST 10 GOALS IN A GAME: 11/27/93 Stars 4 @ Detroit 10.
 STARS SCORED AT LEAST FIVE GOALS IN ONE PERIOD: 2/6/09 3rd period vs. NY Rangers. Stars won, 10-2.
 OPPOSITION SCORED AT LEAST FIVE GOALS IN ONE PERIOD: 1/14/96 3rd period @ NJ. Stars lost, 7-2.
 STARS HAD AT LEAST 50 SHOTS IN A GAME: 51, 4/8/10 vs. Anaheim. Stars won, 3-2 in a shootout.
 OPPOSITION HAD AT LEAST 50 SHOTS IN A GAME: 52, 3/8/10 @ Washington. Stars won, 4-3 in a shootout.
 STARS HAD AT LEAST 25 SHOTS IN ONE PERIOD: 25, 3/16/97 vs. Pittsburgh. Stars won, 6-2.
 OPPOSITION HAD AT LEAST 25 SHOTS IN ONE PERIOD: 26, 3/15/87 2nd period @ Chicago. Stars won, 4-2
 FOUR-GOAL GAME BY A STAR AT HOME: Jussi Jokinen, 11/16/07 vs. Colorado. Stars won, 6-1.
 FOUR-GOAL GAME BY A STAR ON THE ROAD: Brian Bellows, 12/11/85 @ Detroit. Stars won, 10-2.
 FOUR-GOAL GAME BY AN OPPONENT AT HOME: Matt Moulson, 12/3/11 vs. NY Islanders. Stars lost, 5-4.
 FOUR-GOAL GAME BY AN OPPONENT ON THE ROAD: Teemu Selanne, 2/28/93 @ Winnipeg. Stars lost, 7-6.
 FIVE-GOAL GAME BY A STAR AT HOME: None.
 FIVE-GOAL GAME BY A STAR ON THE ROAD: Tim Young, 1/15/79 @ NY Rangers. Stars won, 8-1.
 FIVE-GOAL GAME BY AN OPPONENT AT HOME: None.
 FIVE-GOAL GAME BY AN OPPONENT ON THE ROAD: Wayne Gretzky, 12/6/87 @ Edmonton. Stars lost, 10-4.
 STARS GOALTENDER ASSISTED ON A GOAL IN CONSECUTIVE GAMES: Kari Lehtonen, 3/22/12 vs. VAN assisted on goal by Vern Fiddler @ 7:44 of 3rd period; 3/24/12 vs. Calgary assisted on goal by Michael Ryder @ 7:17 of 1st period.
 STARS HAD TWO PENALTY SHOTS IN ONE GAME: None.
 STARS AND OPPONENT HAD A PENALTY SHOT IN ONE GAME: None.
 STARS HAD TWO HAT TRICKS IN ONE GAME: Brian Bellows (4 goals) and Scott Bjuggstad (3 goals), 12/11/85 @ Detroit. Stars won, 10-2.
 STARS HAD HAT TRICKS IN CONSECUTIVE GAMES: Dino Ciccarelli vs. Detroit, 3/17/86 and Scott Bjuggstad @ Calgary, 3/19/86.

GOALS, ASSISTS, POINTS

MOST GOALS, ONE GAME: 15, 15-2 win vs. Winnipeg, 11/11/81
 MOST GOALS, HOME, ONE GAME: 15, 15-2 win vs. Winnipeg, 11/11/81
 MOST GOALS, ROAD, ONE GAME: 10, 10-8 win @ St. Louis, 1/27/84; 10-2 win @ Detroit, 12/11/85
 MOST GOALS, ONE GAME, BOTH TEAMS: 20, 12-8 loss @ Edmonton, 1/4/84
 MOST GOALS, ONE GAME, BOTH TEAMS, HOME: 17, 15-2 win vs. Winnipeg, 11/11/81
 MOST GOALS, ONE GAME, BOTH TEAMS, ROAD: 20, 12-8 loss @ Edmonton, 1/4/84
 MOST GOALS ALLOWED, ONE GAME: 12, 12-8 loss @ Edmonton, 1/4/84
 MOST GOALS ALLOWED, HOME, ONE GAME: 11, 11-4 loss vs. NY Rangers, 12/4/76
 MOST GOALS ALLOWED, ROAD, ONE GAME: 12, 12-8 loss @ Edmonton, 1/4/84
 MOST GOALS FOR IN DEFEAT: 9, 10-9 loss @ Vancouver, 10/7/83
 MOST ASSISTS, ONE GAME: 24, in 15-2 win vs. Winnipeg, 11/11/81
 MOST POINTS, ONE GAME: 39, in 15-2 win vs. Winnipeg, 11/11/81
 MOST POINTS, ONE GAME, BOTH TEAMS: 53, in 12-8 loss @ Edmonton, 1/4/84; in 10-8 win @ St. Louis, 1/27/84
 MOST PLAYERS SCORING POINTS, ONE GAME: 17, vs. Winnipeg, 11/11/81

DECISIVE GAMES

GREATEST WINNING MARGIN: 13, in 15-2 win vs. Winnipeg, 11/11/81
 GREATEST WINNING MARGIN, HOME: 13, in 15-2 win vs. Winnipeg, 11/11/81
 GREATEST WINNING MARGIN, ROAD: 8, in 10-2 win @ Detroit, 12/11/85
 HIGHEST TIE SCORE: 8-8, @ NY Islanders, 11/23/82; vs. Winnipeg, 2/6/88
 GREATEST LOSING MARGIN: 9, in 10-1 loss @ Boston, 11/3/74; 11-2 loss vs. Quebec, 10/22/83; 9-0 loss @ Detroit, 1/9/90
 GREATEST LOSING MARGIN, HOME: 9, in 11-2 loss vs. Quebec, 10/22/83
 GREATEST LOSING MARGIN, ROAD: 9, in 10-1 loss @ Boston, 11/3/74; 9-0 loss @ Detroit, 1/9/90

POWER PLAY GOALS

MOST POWER PLAY GOALS, ONE GAME: 5, vs. Winnipeg, 11/11/81; @ L.A., 11/16/82
 MOST POWER PLAY GOALS, BOTH TEAMS, ONE GAME: 10, in 10-9 loss @ Vancouver, 10/7/83; in 7-6 loss vs. Philadelphia, 10/13/88
 MOST POWER PLAY GOALS ALLOWED, ONE GAME: 7, in 8-0 loss vs. Boston, 1/4/75

SHOTS ON GOAL

MOST SHOTS, ONE GAME: 68, vs. L.A., 3/24/81
 FEWEST SHOTS, ONE GAME: 10, vs. Philadelphia, 3/22/75; vs. Vancouver, 4/4/75
 MOST SHOTS ALLOWED, ONE GAME: 67, vs. Boston, 2/7/71
 FEWEST SHOTS ALLOWED, ONE GAME: 9, @ San Jose, 11/4/98

PENALTIES/PENALTY MINUTES

MOST PENALTY MINUTES, ONE GAME BY STARS: *211 vs. Boston, 2/26/81
 MOST PENALTY MINUTES, ONE GAME BY BOTH TEAMS: *406 vs. Boston, 2/26/81
 MOST PENALTIES, ONE GAME: 42 vs. Boston, 2/26/81
 MOST PENALTIES, BOTH TEAMS, ONE GAME: 84 vs. Boston, 2/26/81

FASTEST GOALS

FASTEST GOAL AFTER OPENING FACEOFF: 0:07, Joe Nieuwendyk @ Detroit, 11/13/98
 FASTEST GOAL ALLOWED AFTER OPENING FACEOFF: 0:11, Richard Martin, Buffalo, 10/14/79
 FASTEST TWO GOALS BY STARS: 0:07, Bill Goldsworthy @ L.A., 11/27/71
 FASTEST TWO GOALS VS. STARS: 0:07, Don McKenny & Frank St. Marseille, St. Louis, 1/24/68
 FASTEST TWO GOALS BY BOTH TEAMS: 0:03, Steve Thomas, Chicago & Dave Gagner, Stars, 11/5/88
 FASTEST THREE GOALS BY STARS: 0:44, Kevin Hatcher, Mike Modano & Guy Carbonneau vs. Boston, 10/14/95
 FASTEST THREE GOALS VS. STARS: 0:43, Stan Weir, Dave Hrechkosy & Dave Gardner, California, 2/16/75
 FASTEST THREE GOALS BY BOTH TEAMS: *0:15, Mark Pavelich & Ron Greschner, NY Rangers and Willi Plett, Stars, 2/10/83
 FASTEST FOUR GOALS BY STARS: 3:08, Brent Gilchrist, Grant Ledyard, Neal Broten & Mike Craig @ Ottawa, 10/21/93 -

STARS AND OPPONENT HAD A PENALTY SHOT IN ONE GAME: None.

STARS HAD TWO HAT TRICKS IN ONE GAME: Brian Bellows (4 goals) and Scott Bjugstad (3 goals), 12/11/85 @ Detroit. Stars won, 10-2.

STARS HAD HAT TRICKS IN CONSECUTIVE GAMES: Dino Ciccarelli vs. Detroit, 3/17/86 and Scott Bjugstad @ Calgary, 3/19/86.

RECORDS

MOST GOALS, ONE PERIOD: 8, 2nd period, in 15-2 win vs. Winnipeg, 11/11/81
 MOST GOALS, ONE PERIOD, HOME: 8, 2nd period, in 15-2 win vs. Winnipeg, 11/11/81
 MOST GOALS, ONE PERIOD, ROAD: 6, 1st period, in 7-2 win @ Los Angeles, 3/16/71
 MOST GOALS, ONE PERIOD, BOTH TEAMS: 9, 2nd period, in 15-2 win vs. Winnipeg, 11/11/81; 2nd period, in 12-8 loss @ Edmonton, 1/4/84
 MOST GOALS, ONE PERIOD, BOTH TEAMS, HOME: 9, 2nd period, in 15-2 win vs. Winnipeg, 11/11/81
 MOST GOALS, ONE PERIOD, BOTH TEAMS, ROAD: 9, 2nd period, in 12-8 loss @ Edmonton, 1/4/84
 MOST GOALS ALLOWED, ONE PERIOD: 6, 2nd period in 8-0 loss vs. Boston, 1/4/75; 3rd period vs. Montreal, 11/19/75
 MOST GOALS ALLOWED, ONE PERIOD, HOME: 6, 2nd period in 8-0 loss vs. Boston, 1/4/75; 3rd period vs. Montreal, 11/19/75
 MOST GOALS ALLOWED, ONE PERIOD, ROAD: 5, many times, last in 3rd period in 7-2 loss @ New Jersey, 1/14/96
 MOST ASSISTS, ONE PERIOD: 14, 2nd period, in 15-2 win vs. Winnipeg, 11/11/81
 MOST POINTS, ONE PERIOD: 22, 2nd period, in 15-2 win vs. Winnipeg, 11/11/81
 MOST POINTS, BOTH TEAMS, ONE PERIOD: 25, 2nd period, in 15-2 win vs. Winnipeg, 11/11/81
 MOST POWER PLAY GOALS, ONE PERIOD: 4, 2nd period, @ L.A., 11/16/82 (Bobby Smith, Gordie Roberts, Brian Bellows & Neal Broten)
 MOST POWER PLAY GOALS ALLOWED, ONE PERIOD: 5, 2nd period vs. Boston, 1/4/75
 MOST SHOTS, ONE PERIOD: 32, 1st period vs. Philadelphia, 12/13/72
 MOST SHOTS ALLOWED, ONE PERIOD: 26, 3rd period @ Toronto, 1/7/70; 2nd period @ Chicago, 3/15/87
 FEWEST SHOTS, ONE PERIOD: 0, 3rd period vs. Washington, 12/26/75; 3rd period @ Calgary, 4/1/98; 3rd period @ Columbus, 12/27/03
 FEWEST SHOTS ALLOWED, ONE PERIOD: 0, 2nd period vs. Edmonton, 2/20/91; 1st period vs. Anaheim, 12/27/00; 3rd period vs. Florida, 10/30/02; 3rd period vs. Colorado, 1/10/04
 MOST PENALTY MINUTES, ONE PERIOD: 180, 1st period vs. Boston, 2/26/81
 MOST PENALTY MINUTES, ONE PERIOD BY BOTH TEAMS: 342, 1st period vs. Boston, 2/26/81
 MOST PENALTIES, ONE PERIOD: *34, 1st period vs. Boston, 2/26/81
 MOST PENALTIES, ONE PERIOD, BOTH TEAMS: *67, 1st period vs. Boston, 2/26/81

On October 14, 1995, the Stars set a franchise record for the fastest three goals in a game, scoring three times in 44 seconds of the final minute of the third period to cap an exciting 6-5 comeback victory over Boston at Reunion Arena. Trailing 5-3, Kevin Hatcher banged home a rebound at 19:11 of the third period to pull the Stars within one goal. At the 19:44 mark, Mike Modano fired a wrist shot past Bruins' goalie Craig Billington to even the score at 5-5. On the ensuing faceoff, Mike Kennedy hustled to the corner to Billington's left, dug the puck loose and sent a centering pass to Guy Carbonneau, who fired the puck past Billington at 19:55 for the win. According to the Elias Sports Bureau, it is the only game in NHL history that a team trailed by two goals in the final minute of the game and came back to score three goals and win the game in regulation.

YOUNGEST PLAYERS

PLAYER	POS	BIRTHDATE	FIRST GAME	AGE
Brian Bellows	RW	Sept. 01, 1964	Oct. 06, 1982	18 yrs., 1 mo., 5 days
Brian Lawton	LW	June 29, 1965	Oct. 05, 1983	18 yrs., 3 mos., 6 days
Dave Archibald	C	Apr. 14, 1969	Oct. 10, 1987	18 yrs., 5 mos., 26 days
Ron Meighan	D	May 26, 1963	Nov. 27, 1981	18 yrs., 6 mos., 1 day
Mike Modano	C	June 07, 1970	Apr. 06, 1989	18 yrs., 9 mos., 29 days
Don Beaupre	G	Sept. 19, 1961	Oct. 11, 1980	19 yrs., 22 days
Warren Babe	LW	Sept. 07, 1968	Oct. 08, 1987	19 yrs., 1 mo., 1 day
Tom McCarthy	LW	July 31, 1960	Oct. 11, 1979	19 yrs., 2 mos., 11 days
Brad Palmer	LW	Sept. 14, 1961	Dec. 23, 1980	19 yrs., 3 mos., 9 days
Mike Craig	RW	June 06, 1971	Oct. 04, 1990	19 yrs., 3 mos., 28 days

OLDEST PLAYERS

PLAYER	POS	BIRTHDATE	FIRST GAME	AGE
Gump Worsley	G	May 14, 1929	Apr. 02, 1974	44 yrs., 10 mos., 19 days
Dean Prentice	LW	Oct. 05, 1932	Jan. 02, 1974	41 yrs., 2 mos., 28 days
Jaromir Jagr	RW	Feb. 15, 1972	Jan. 20, 2013	40 yrs., 11 mos., 5 days
Ray Whitney	LW	May 8, 1972	Jan. 20, 2013	40 yrs., 8 mos., 12 days
Guy Carbonneau	C	Mar. 18, 1960	Apr. 09, 2000	40 yrs., 0 mo., 22 days
Mike Modano	C	June 7, 1970	Apr. 10, 2010	39 yrs., 10 mos., 3 days
Grant Ledyard	D	Nov. 19, 1961	Apr. 07, 2001	39 yrs., 4 mos., 18 days
Doug Mohns	D	Dec. 13, 1933	Apr. 12, 1973	39 yrs., 3 mos., 30 days
Doug Lidster	D	Oct. 18, 1960	Apr. 18, 1999	38 yrs., 6 mo., 0 days
Sergei Zubov	D	July 22, 1970	Nov. 28, 2008	38 yrs., 4 mos., 6 days
Craig Ludwig	D	Mar. 15, 1961	Apr. 18, 1999	38 yrs., 1 mo., 3 days
Bronco Horvath	C	Mar. 12, 1930	Feb. 17, 1968	37 yrs., 11 mos., 5 days
Pat Verbeek	RW	May 24, 1964	Apr. 01, 2002	37 yrs., 10 mos., 8 days
Claude Lemeux	RW	July 16, 1965	Apr. 06, 2003	37 yrs., 8 mos., 21 days
Helmut Balderis	RW	June 30, 1952	Mar. 18, 1990	37 yrs., 8 mos., 18 days
Leo Boivin	D	Aug. 02, 1932	Apr. 16, 1970	37 yrs., 8 mos., 15 days

ALL-TIME ROSTER

PLAYER	FROM	TO	GP	G	A	PTS	+/-	PIM	PPG	SHG	GWG	OTG
Keith Acton	1983-1984	1987-1988	343	87	148	235	-36	380	14	6	13	0
Greg Adams	1994-1995	1997-1998	177	60	57	117	13	59	24	1	6	0
Chris Ahrens	1973-1974	1977-1978	52	0	3	3	-26	84	0	0	0	-
Keith Aldridge	1999-2000	1999-2000	4	0	0	0	-1	0	0	0	0	-
Kent-Erik Andersson	1987-1978	1987-1978	322	58	68	127	-23	56	7	0	12	0
Michael Antonovich	1975-1976	1981-1982	14	0	2	2	-5	8	0	0	0	-
Dave Archibald	1987-1988	1989-1990	162	28	44	72	-27	46	11	0	5	0
James Archibald	1984-1985	1986-1987	16	1	2	3	-4	45	0	0	0	-
Ernest Arneson	1978-1979	1978-1979	1	0	0	0	0	0	0	0	0	-
Jason Arnott	2001-2002	2005-2006	236	79	105	184	44	225	25	1	18	2
Brent Ashton	1983-1984	1984-1985	97	17	12	28	-12	69	0	0	0	-
Donald Audette	2001-2002	2001-2002	20	4	8	12	2	12	3	0	2	0
Sean Avery	2008-2009	2008-2009	23	3	7	10	2	77	0	0	0	0
Warren Babe	1987-1988	1990-1991	21	2	5	7	3	23	0	0	0	0
John Baby	1978-1979	1978-1979	2	0	1	1	-2	0	0	0	0	-
Helmut Balderis	1989-1990	1989-1990	26	3	6	9	0	2	2	0	0	0
Dave Balon	1967-1968	1967-1968	73	15	32	47	-10	84	4	1	2	-
Don Barber	1988-1989	1990-1991	74	23	24	47	3	44	7	0	4	0
Krystofer Barch	2006-2007	2011-2012	263	10	16	26	-9	578	0	0	3	0
Bob Barlow	1969-1970	1970-1971	77	16	17	33	-3	10	6	1	1	0
Matthew Barnaby	2006-2007	2006-2007	39	1	6	7	5	127	0	0	0	0
Stu Barnes	2002-2003	2007-2008	329	53	67	120	13	136	3	4	13	0
Dave Barr	1993-1994	1993-1994	20	2	0	4	-6	21	0	0	0	0
Douglas Barrault	1992-1993	1992-1993	2	0	0	0	-1	2	0	0	0	0
Frederick Barrett	1970-1971	1982-1983	730	23	123	146	-105	663	0	0	2	-
John Barrett	1987-1988	1987-1988	1	0	1	1	-3	2	0	0	0	0
Bob Bassen	1995-1996	1997-1998	117	8	12	20	-5	113	0	0	3	0
Nolan Baumgartner	2006-2007	2006-2007	7	0	2	2	0	0	0	0	0	0
Norm Beaudin	1970-1971	1970-1971	12	0	1	1	-3	0	0	0	0	-
Steve Begin	2008-2009	2008-2009	20	1	1	2	-1	15	0	0	0	0
Brian Bellows	1982-1983	1991-1992	753	342	380	722	-87	537	134	13	40	2
Jamie Benn	2009-2010	2012-2013	263	82	111	193	-3	192	13	5	16	0
Jordie Benn	2011-2012	2012-2013	29	1	7	8	-3	10	1	0	0	0
Harvey Bennett	1977-1978	1977-1978	64	11	10	21	-32	91	1	0	0	-
Perry Berezan	1988-1989	1990-1991	132	15	22	37	-5	65	1	3	1	0
Mike Berger	1987-1988	1988-1989	30	3	1	4	-20	67	3	0	0	0
Robert Bergloff	1982-1983	1982-1983	2	0	0	0	-1	5	0	0	0	-
Bo Berglund	1984-1985	1985-1986	36	8	9	17	-3	10	2	0	0	-
Gary Bergman	1973-1974	1973-1974	57	3	23	26	-12	66	1	0	1	-
Brad Berry	1991-1992	1993-1994	78	0	3	3	-1	127	0	0	0	0
Nick Beverley	1976-1977	1977-1978	106	19	31	40	-1	24	0	0	0	0
Dwight Bialowas	1974-1975	1976-1977	116	8	37	45	-17	24	7	0	1	-
Donald Biggs	1984-1985	1984-1985	1	0	0	0	0	0	0	0	0	-
Barry Bjuggstad	1983-1984	1987-1988	229	68	58	126	-21	116	18	2	10	0
James Black	1992-1993	1993-1994	23	4	4	8	-4	6	2	0	0	0
Don Blackburn	1972-1973	1972-1973	4	0	0	0	0	4	0	0	0	0
Richard Boh	1987-1988	1987-1988	8	1	0	2	1	4	0	0	0	0
Leo Boivin	1968-1969	1969-1970	97	4	18	22	-21	46	1	0	0	-
James Boo	1977-1978	1977-1978	6	0	0	0	-6	22	0	0	0	-
Nikolai Borschevsky	1995-1996	1995-1996	12	1	3	4	-7	6	0	0	1	0
Jason Botterill	1997-1998	1998-1999	21	0	0	0	-3	42	0	0	0	0
Henry Boucha	1974-1975	1974-1975	51	15	14	29	-12	23	1	0	0	0
Joel Bouchard	1999-2000	1999-2000	2	0	0	0	1	2	0	0	0	0
Philippe Boucher	2002-2003	2008-2009	346	52	110	162	72	380	23	2	12	1
Tyler Bouck	2000-2001	2000-2001	48	2	5	7	-3	29	0	0	1	0
Andre Boudrias	1967-1968	1968-1969	127	22	44	66	-33	48	5	0	3	-
Paul Boutilier	1986-1987	1986-1987	10	2	4	6	1	8	0	0	0	0
Zac Boyer	1994-1995	1995-1996	3	0	0	0	0	0	0	0	0	0
Neil Brady	1993-1994	1993-1994	5	1	0	2	1	21	0	0	0	0
Per-Olov Brasar	1977-1978	1979-1980	167	27	79	106	-10	12	2	3	-	-
Bob Brooke	1986-1987	1989-1990	237	26	51	77	-29	276	2	6	3	0
Aaron Broten	1989-1990	1989-1990	35	9	9	18	-8	22	0	0	2	0
Neal Broten	1980-1981	1996-1997	992	274	593	867	22	535	64	24	30	2
Paul Broten	1993-1994	1994-1995	111	19	21	40	11	66	0	0	3	1
Robert Brown	1993-1994	1993-1994	1	0	0	0	-1	0	0	0	0	0
Murray Brumwell	1980-1981	1981-1982	22	0	3	3	1	18	0	0	0	0
Benoit Brunet	2001-2002	2001-2002	32	4	9	13	5	8	0	1	1	0
Fabian Brunstrom	2008-2009	2009-2010	99	19	21	40	-11	18	4	0	5	0
Valeri Bure	2003-2004	2003-2004	13	2	5	7	3	6	0	0	0	0
Marc Bureau	1990-1991	1991-1992	55	6	16	-8	54	0	0	0	0	0
Adam Burish	2010-2011	2010-2011	12	14	19	33	8	167	0	0	0	0
Charlie Burns	1969-1970	1972-1973	268	27	53	80	-2	60	0	3	3	-
William Butters	1977-1978	1978-1979	72	1	4	5	-15	77	0	0	0	0
Petr Buzek	1997-1998	1998-1999	4	0	0	0	1	4	0	0	0	0
Jerry Byers	1972-1973	1973-1974	24	0	2	2	-7	6	0	0	0	-
Terry Cafferly	1970-1971	1970-1971	8	0	0	0	-2	0	0	0	0	-
Craig Cameron	1971-1972	1971-1972	182	20	10	30	-22	57	2	0	0	0
Guy Carboneau	1995-1996	1999-2000	364	34	66	100	17	181	0	5	8	0
Jack Carlson	1978-1979	1986-1987	124	18	6	24	-8	264	1	0	1	-
Jay Caulfield	1987-1988	1987-1988	1	0	0	0	0	0	0	0	0	0
Paul Cavallini	1993-1994	1995-1996	126	12	44	56	18	116	6	0	0	3
Shawn Chambers	1987-1988	1999-2000	320	19	78	97	5	254	4	4	3	0
Bob Charlebois	1967-1968	1967-1968	7	1	0	1	-1	0	0	0	0	-
Mike Chernoff	1968-1969	1968-1969	1	0	0	0	0	0	0	0	0	-
Alex Chiasson	2012-2013	2012-2013	7	6	1	7	3	0	1	0	1	0
Daniel Chicoine	1978-1979	1979-1980	25	1	2	3	-10	12	0	0	0	-
Rick Chinnick	1973-1974	1974-1975	4	0	2	2	0	0	0	0	0	0
Colin Chisholm	1986-1987	1986-1987	1	0	0	0	0	0	0	0	0	0
Ryan Christie	1999-2000	1999-2000	5	0	0	0	0	0	0	0	0	0
Steve Christoff	1979-1980	1981-1982	145	60	49	109	3	91	13	0	4	-
Shane Churla	1988-1989	1995-1996	366	24	36	60	-27	1,883	4	0	3	0
Dino Ciccarelli	1980-1981	1988-1989	602	332	319	651	0	642	130	1	27	0
Enrico Ciccone	1991-1992	1992-1993	42	0	1	1	0	163	0	0	0	0
Erik Cole	2012-2013	2012-2013	28	6	1	7	-7	10	1	0	0	0
Thomas Colley	1974-1975	1974-1975	1	0	0	0	-3	2	0	0	0	0
Bill Collins	1967-1968	1969-1970	220	47	30	77	-38	113	2	7	4	-
Wayne Connelly	1967-1968	1968-1969	129	49	37	86	-57	51	18	0	9	-
Chris Conner	2006-2007	2008-2009	71	7	14	21	-8	20	0	0	1	0
Joseph Contini	1980-1981	1980-1981	1	0	0	0	0	0	0	0	0	-
Bob Cook	1974-1975	1974-1975	2	0	1	1	-1	0	0	0	0	-

PLAYER	FROM	TO	GP	G	A	PTS	+/-	PIM	PPG	SHG	GWG	OTG
Shayne Corson	2003-2004	2003-2004	17	5	5	10	12	29	0	1	1	0
Patrick Cote	1995-1996	1997-1998	8	0	0	0	-3	47	0	0	0	0
Sylvain Cote	1999-2000	1999-2000	28	2	8	10	6	14	0	0	0	0
Timothy Coulis	1983-1984	1985-1986	28	3	3	6	-7	111	0	0	0	-
Russ Courtnall	1992-1993	1994-1995	200	66	110	176	-1	121	21	2	8	0
Michael Craig	1990-1991	1993-1994	248	51	67	118	-48	432	15	0	8	0
Dave Cressman	1974-1975	1975-1976	85	6	8	14	-2	37	0	0	1	-
B.J. Crombeen	2007-2008	2008-2009	23	1	6	2	0	65	0	0	1	0
Ray Cullen	1967-1968	1969-1970	208	71	91	162	-37	70	17	0	1	0
Ulf Dahlen	1989-1990	2002-2003	369	130	149	279	-7	46	54	1	18	0
Christopher Dahlquist	1990-1991	1991-1992	116	3	19	22	-11	101	0	0	0	0
Trevor Daley	2003-2004	2012-2013	621	42	126	168	9	437	8	0	10	3
Kevin Dean	1999-2000	1999-2000	14	0	0	0	-1	10	0	0	0	0
Larry Depalma	1985-1986	1990-1991	121	18	14	32	-28	362	4	0	2	0
Gerald Diduck	2000-2001	2000-2001	14	0	0	0	4	18	0	0	0	0
Brenden Dillon	2011-2012	2012-2013	49	3	5	8	1	65	0	0	1	0
Rob DiMaio	2001-2002	2003-2004	199	25	30	55	18	153	0	3	5	0
Gary Dineen	1968-1969	1968-1969	4	0	1	1	-2	0	0	0	0	0
Gordon Dineen	1987-1988	1988-1989	15	1	2	3	-9	23	0	0	0	-
James Dobson	1979-1980	1981-1982	8	0	0	0	0	4	0	0	0	-
Clark Donatelli	1989-1990	1989-1990	25	3	3	6	-11	17	0	0	1	0
Ted Donato	2000-2001	2000-2001	65	8	17	25	6	26	1	0	3	0
Gordon Donnelly	1993-1994	1994-1995	34	1	1	2	-3	118	0	0	0	0
Mike Donnelly	1994-1995	1995-1996	59	13	19	32	1	39	3	0	3	-
Jordy Douglas	1982-1983	1983-1984	82	16	18	34	-9	40	1	0	3	-
Peter Douris	1997-1998	1997-1998	52	1	0	0	-1	0	0	0	0	0
Jake Dowell	2011-2012	2011-2012	5	2	5	7	-3	53	0	0	0	0
Aaron Downey	2002-2003	2003-2004	80	2	2	4	3	146	0	0	1	0
Jude Drouin	1970-1971	1974-1975	319	79	183	262	-9	187	15	0	15	-
Gaetan Duchesne	1989-1990	1992-1993	297	45	45	90	21	183	0	5	6	0
Kenneth Duggan	1987-1988	1987-1988	1	0	0	0	0	0	0	0	0	0
Blake Dunlop	1973-1974	1976-1977	100	18	30	48	-21	18	3	0	4	0
Radek Dvorak	2011-2012	2011-2012	73	4	17	21	-16	12	0	0	0	0
Cody Eakin	2012-2013	2012-2013	48	7	17	24	1	31	3	0	1	0
Michael Eaves	1978-1979	1982-1983	207	55	78	133	2	50	13	6	7	0
Per-Erik Eklund	1993-1994	1993-1994	5	2	1	3	-1	2	0	0	0	0
Todd Elik	1991-1992	1992-1993	108	27	50	77	-5	173	8	3	2	0
Jerry Engele	1975-1976	1977-1978	100	2	13	15	-19	162	0	0	1	1
Grant Erickson	1969-1970	1969-1970	7	0	0	0	0	0	0	0	0	0
Loui Eriksson	2006-2007	2012-2013	501	150	207	357	31	114	36	7	20	6
Roland Eriksson	1976-1977	1977-1978	158	46	83	129	-58	22	13	0	2	0
Bob Errey	1997-1998	1997-1998	59	2	9	11	7	46	0	0	0	0
John Erskine	2001-2002	2005-2006	107	2	2	4	-19	237	0	0	0	0
Kevin Evans	1990-1991	1990-1991	4	0	0	0	-3	19	0	0	0	0
Dean Evason	1993-1994	1994-1995	127	19	40	59	-9	114	4	2	2	0
Bill Fairbairn	1976-1977	1977-1978	57	9	21	30	-2	2	0	2	2	-
Kelly Fairchild	1998-1999	1998-1999	1	0	0	0	0	0	0	0	0	0
Tony Featherstone	1973-1974	1973-1974	54	9	12	21	-9	4	0	2	0	0
Todd Fedoruk	2007-2008	2007-2008	11	0	2	2	2	33	0	0	0	0
Brent Fedyk	1995-1996	1995-1996	41	10	9	19	-17	30	4	0	0	0
George Ferguson	1982-1983	1983-1984	128	14	22	36	-7	33	0	0	2	0
Vernon Fidler	2011-2012	2012-2013	128	12	26	38	-10	108	1	0	1	0
Michael Fidler	1978-1979	1980-1981	103	33	42	75	-17	61	5	0	3	-
Mark Fistic	2007-2008	2011-2012	257	3	20	23	16	220	0	0	1	0
Sandy Fitzpatrick	1967-1968	1967-1968	18	3	6	9	0	6	0	0	0	-
John Fleesch	1974-1975	1975-1976	90	11	17	28	-27	94	3	0	1	-
Robert Flockhart	1979-1980	1980-1981	12	0	3	0	-1	2	0	0	0	-
Jon Fontas	1979-1980	1980-1981	2	0	0	0	-1	0	0	0	0	0
Maxime Fortunus	2009-2010	2009-2010	8	0	0	0	-6	4	0	0	0	0
Curt Fraser	1987-1988	1989-1990	53	7	6	13	-27	118	1	0	0	0
Iain Fraser	1994-1995	1994-1995	4	0	0	0	-3	0	0	0	0	0
Matt Fraser	2011-2012	2012-2013	13	1	1	2	0	0	0	0	0	0
Ron Fries	1980-1981	1982-1983	64	7	14	14	-12	191	0	0	0	0
Link Gaetz	1988-1989	1989-1990	17	0	2	2	-8	86	0	0	0	0
Dave Gagner	1987-1988	1995-1996	609	247	287	534	-12	746	98	5	29	3
Aaron Gagnon	2009-2010	2010-2011	21	0	2	2	-3	0	0	0	0	0
Steve Gainey	2000-2001	2003-2004	13	0	1	1	0	14	0	0	0	0
James Gallimore	1977-1978	1977-1978	2	0	0	0	0	0	0	0	0	-
Gary Gambucci	1971-1972	1973-1974	51	2	7	9	0	54	0	0	1	0
Ryan Garbutt	2011-2012	2012-2013	56	5	8	13	0	59	0	0	1	0
Mike Gartner	1988-1989	1989-1990	80	41	43	84	-5	34	18	4	2	0
Aaron Gavey	1998-1999	1999-2000	48	7	6	13	-1	54	1	0	2	0
Robert Gavey	1988-1989	1992-1993	289	39	47	86	5	232	0	6	2	0
Gary Geldart	1970-1971	1970-1971	4	0	0	0	0	1	5	0	0	0
Barry Gibbs	1969-1970	1970-1971	375	35	121	156	-34	600	12	0	4	0
Brent Gilchrist	1992-1993	2001-2002	286	58	66	124	-16	115	12	5	10	1
Curt Giles	1979-1980	1990-1991	760	40	177	217	32	625	7	1	4	0
Scott Glennie	2011-2012	2011-2012	1	0	0	0	0	2	0	0	0	0
Brian Glynn	1990-1991	1991-1992	103	10	23	33	-21	107	3	0	0	0
Pete Goegan	1967-1968	1967-1968	46	1	2	3	-13	30	0	0	0	-
Bill Goldsworthy	1977-1978	1978-1979	267	239	507	746	-83	711	66	3	34	0
Alex Goligoski	2010-2011	2012-2013	141	17	55	72	4	46	5	0	1	0
Steve Gotaas	1988-1989	1990-1991	13	1	3	4	-2	8	1	0	0	0
Dirk Graham	1983-1984	1987-1988	226	67	79	146	-33	291	13	9	6	0
Daniel Grant	1968-1969	1973-1974	463	176	177	353	4	161	49	0	13	-
Norm Grant	1974-1975	1975-1976	66	21	15	36	-23	22	7	0	1	-
Jari Gronstrand	1986-1987	1986-1987	4	1	6	4	2	0	0	0	0	-
Nicklas Grossmann	2006-2007	2011-2012	333	3	38	41	5	170	0	0	1	1
Bill Guerin	2002-2003	2005-2006	216	72	87	159	19	337	23	0	14	2
Sergey Gusev	1997-1998	1998-1999	31	1	4	5	0	8	0	0	1	0
Marc Habscheid	1985-1986	1988-1989	113	31	45	76	-10	48	12	3	3	0
Niklas Hagman	2005-2006	2007-2008	218	50	35	85	5	101	6	6	10	0
Anders Hakansson	1981-1982	1982-1983	77	12	14	26	-12	38	0	0	1	-
Murray Hall	1967-1968	1967-1968	17	2	1	3	-7	10	0	0	0	-
Mats Hallin	1985-1986	1986-1987	44	3	2	5	-6	90	0	0	1	-
Jeff Halpern	2006-2007	2007-2008	140	18	31	49	-9	118	2	1	4	0
Ted Hampson	1970-1971	1971-1972	96	9	20	29	-2	10	1	5	2	-
David Hanson	1979-1980	1979-1980	22	1	1	2	-5	39	0	0	0	-
Mark Hardy	1988-1989	1988-1989	15	2	4	6	0	26	0	0	1	0
Duke Harris	1967-1968	1967-1968	22	1	4	5	-10	4	0	0	0	-
Ted Harris	1970-1971	1973-1974	246	11	52	63	17	294	1	0	1	-

ALL-TIME ROSTER

PLAYER	FROM	TO	GP	G	A	PTS	+/-	PIM	PPG	SHG	GWG	OTG
Craig Hartsburg	1979-1980	1988-1989	570	98	315	413	-5	818	40	2	12	0
Buster Harvey	1970-71	1973-1974	199	49	59	108	-1	66	8	0	9	0
Todd Harvey	1994-1995	1997-1998	239	38	61	99	8	449	6	0	1	0
Derian Hatcher	1991-1992	2002-2003	827	71	223	294	88	1,380	15	2	16	1
Kevin Hatcher	1994-1995	1995-1996	121	25	45	70	-28	124	10	0	5	0
Greg Hawgood	2001-2002	2001-2002	2	0	0	0	0	2	0	0	0	0
Peter Hayek	1981-1982	1981-1982	1	0	0	0	-1	0	0	0	0	0
Bill Heindl	1970-1971	1971-1972	14	1	1	2	-1	0	0	0	0	0
Sami Helenius	2000-2001	2002-2003	101	1	2	3	-2	163	0	0	0	0
Raimo Helminen	1986-1987	1986-1987	6	0	1	1	-3	0	0	0	0	0
Archie Henderson	1981-1982	1981-1982	1	0	0	0	0	0	0	0	0	0
Bryan Hexall Jr.	1975-1976	1975-1976	58	8	20	28	-16	84	3	1	1	-
Dennis Hexall	1971-1972	1975-1976	328	84	216	300	-39	567	14	1	10	-
Ernest Hicke	1974-1975	1976-1977	199	68	52	120	-89	169	23	0	10	-
Douglas Hicks	1974-1975	1977-1978	300	18	48	66	-101	224	5	1	1	-
Larry Hillman	1968-1969	1968-1969	12	1	5	6	-8	0	1	0	0	-
Wayne Hillman	1968-1969	1968-1969	50	0	8	8	-25	32	0	0	0	-
Thomas Hirsch	1983-1984	1987-1988	31	1	7	8	-15	30	0	1	0	0
Kenneth Jr Hodge	1988-1989	1988-1989	5	1	1	2	1	0	0	0	0	0
Bill Hogaboam	1975-1976	1978-1979	109	19	25	44	-27	26	1	0	0	0
Benoit Hogue	1995-1996	2001-2002	238	39	73	112	16	179	10	0	6	0
Terry Holbrook	1972-1973	1973-1974	43	3	6	9	-7	4	1	0	1	-
Paul Holmgren	1983-1984	1984-1985	27	6	8	14	-6	84	2	0	0	-
Branko Horvath	1967-1968	1967-1968	14	1	6	7	-6	4	0	0	0	-
Ed Hospodar	1985-1986	1985-1986	43	0	2	2	8	91	0	0	0	-
Paul Houch	1985-1986	1987-1988	16	1	2	3	-1	2	0	0	0	0
Anthony Hrkac	1997-1998	1995-1999	82	18	17	35	2	26	5	0	0	0
William Huard	1995-1996	1996-1997	91	11	12	23	8	281	0	0	0	0
Brett Hull	1998-1999	2000-2001	218	95	101	196	8	91	37	0	22	2
Andrew Hutchinson	2008-2009	2008-2009	38	2	3	5	-4	12	0	0	0	0
Richard Jackman	1999-2000	2000-2001	38	1	2	3	-7	24	1	0	0	0
Don Jackson	1977-1978	1980-1981	27	0	7	7	7	41	0	0	0	0
Jamir Jagr	2012-2013	2012-2013	34	14	17	26	-5	20	2	0	1	0
Dan Jancevski	2005-2006	2008-2009	7	0	0	0	1	0	0	0	0	0
Doug Janik	2008-2009	2008-2009	13	0	1	1	-2	2	0	0	0	0
Mark Janssens	1991-1992	1991-1992	3	0	0	0	-1	0	0	0	0	0
Pierre Jarry	1975-1976	1977-1978	115	38	48	86	-22	36	8	0	2	-
Wesley Jarvis	1982-1983	1982-1983	3	0	0	0	-2	2	0	0	0	-
David Jensen	1983-1984	1983-1984	1	0	1	1	-1	11	0	0	0	-
Steven Jensen	1975-1976	1977-1978	171	42	46	88	-41	141	7	2	3	-
Paul Jerrard	1988-1989	1988-1989	5	0	0	0	1	4	0	0	0	0
Don Johns	1967-1968	1967-1968	4	0	0	0	-1	6	0	0	0	0
James Johnson	1990-1991	1993-1994	247	8	46	54	23	358	1	0	1	0
Mark Johnson	1981-1982	1981-1982	10	2	2	4	-4	10	1	0	0	-
Joey Johnston	1968-1969	1968-1969	11	1	0	1	-1	6	0	0	0	-
Marshall Johnston	1967-1968	1970-1971	49	0	5	5	0	16	0	0	0	0
Jussi Jokinen	2005-2006	2007-2008	215	45	86	131	12	62	19	0	5	0
Duane Joyce	1993-1994	1993-1994	3	0	0	0	0	0	0	0	0	0
Valeri Kamensky	2001-2002	2001-2002	24	3	6	9	3	2	0	0	1	0
Kevin Kaminski	1988-1989	1988-1989	1	0	0	0	0	0	0	0	0	0
Niko Kapanen	2001-2002	2005-2006	239	20	56	76	1	98	0	0	0	0
Mike Keane	1997-1998	2000-2001	242	31	61	92	11	143	2	5	6	0
Dan Keczmer	1990-1991	1998-1999	61	1	5	6	6	60	0	0	0	0
Mike Kennedy	1994-1995	1997-1998	131	16	35	51	1	96	6	0	2	1
Danny Kesa	1995-1996	1995-1996	3	0	0	0	-1	0	0	0	0	0
Udo Kiessling	1981-1982	1981-1982	1	0	0	0	0	2	0	0	0	0
Trent Klatt	1991-1992	1995-1996	178	34	57	91	17	117	9	0	0	0
John Klemm	2003-2004	2006-2007	172	7	13	20	7	108	1	0	2	0
Dean Kolstad	1988-1989	1990-1991	30	1	5	6	-7	57	1	0	0	0
Marc Labelle	1996-1997	1996-1997	9	0	0	0	-4	46	0	0	0	0
Gord Labossiere	1970-1971	1971-1972	38	10	7	17	-1	1	0	0	1	-
Glenn Laird	1979-1980	1979-1980	1	0	0	0	-2	0	0	0	0	0
Michael Lalor	1993-1994	1996-1997	142	1	0	1	-1	88	0	0	0	0
Jamie Langenbrunner	1994-1995	2010-2011	471	95	158	253	21	390	24	5	23	2
David Langevin	1985-1986	1985-1986	80	0	8	8	-17	58	0	0	0	0
Alain Langlais	1973-1974	1974-1975	25	4	4	8	-9	10	0	0	0	-
Peter Lappin	1989-1990	1989-1990	6	0	0	0	-5	2	0	0	0	0
Claude Larose	1968-1969	1969-1970	142	49	60	109	-27	215	11	1	7	-
Philip Larsen	2009-2010	2012-2013	95	5	14	19	3	34	2	0	0	0
Reed Larson	1988-1989	1988-1989	11	0	9	9	-3	18	0	0	0	0
Mark Lawrence	1994-1995	1995-1996	15	0	1	1	0	17	0	0	0	0
Daniel Lawson	1968-1969	1970-1971	96	13	16	29	-7	25	0	0	0	0
Brian Lawton	1983-1984	1987-1988	503	71	91	162	18	250	14	0	15	0
Grant Ledyard	1993-1994	2000-2001	270	20	85	105	32	147	12	0	2	0
Greg Leeb	2000-2001	2000-2001	2	0	0	0	0	0	0	0	0	0
Jere Lehtinen	1995-1996	2009-2010	875	243	271	514	176	210	77	9	37	3
Ken Leiter	1989-1990	1989-1990	4	0	0	0	-2	0	0	0	0	0
Claude Lemieux	2002-2003	2002-2003	32	2	4	6	-9	14	0	0	0	0
Junior Lessard	2005-2006	2007-2008	8	2	0	2	0	14	1	0	0	0
Alan Letang	1999-2000	1999-2000	8	0	0	0	-5	2	0	0	0	0
Craig Levie	1993-1994	1998-1998	51	8	15	23	4	52	1	0	1	-
Doug Lidster	1998-1999	1998-1999	17	0	0	0	0	10	0	0	0	0
Juha Lind	1997-1998	1999-2000	73	5	7	12	3	12	0	0	0	0
Lars Lindgren	1983-1984	1983-1984	59	2	14	16	-3	33	0	0	0	-
Perttu Lindgren	2009-2010	2009-2010	1	0	0	0	0	0	0	0	0	0
Eric Lindros	2006-2007	2006-2007	49	5	21	26	-1	70	1	0	0	0
Craig Ludwig	1991-1992	1998-1999	584	11	65	76	20	741	1	0	0	0
Warren Luhnig	1999-2000	1999-2000	10	0	1	1	-2	13	0	0	0	0
Brad Lukowich	1997-1998	2010-2011	229	9	20	29	16	187	0	0	3	1
Jyrki Lumme	2001-2002	2001-2002	15	0	1	1	-5	4	0	0	0	0
Len Lunde	1967-1968	1967-1968	7	0	1	1	-7	0	0	0	0	0
John Lundqvist	2006-2007	2008-2009	134	7	19	26	-17	56	0	0	1	0
Roman Lyashenko	1999-2000	2009-2010	122	12	21	33	0	55	0	0	0	0
Reginald Macadam	1978-1979	1983-1984	459	138	202	340	37	268	31	9	20	0
Lane MacDermid	2012-2013	2012-2013	6	2	0	2	1	9	0	0	0	0
Parker MacDonald	1967-1968	1968-1969	104	21	32	53	-32	22	9	0	3	-
Kim MacDougall	1974-1975	1974-1975	1	0	0	0	-1	0	0	0	0	-
Barry MacKenzie	1968-1969	1968-1969	6	0	0	1	-2	6	0	0	0	0
Dave Mackey	1989-1990	1989-1990	16	2	0	4	-2	28	0	0	0	0
John MacLean	2000-2001	2001-2002	48	7	5	12	-1	34	1	0	1	0

PLAYER	FROM	TO	GP	G	A	PTS	+/-	PIM	PPG	SHG	GWG	OTG
Brian MacLellan	1986-1987	1988-1989	211	64	86	150	-56	247	27	0	9	0
Pat Macleod	1990-1991	1995-1996	3	0	1	1	0	0	0	0	0	0
Jeff MacMillan	2003-2004	2003-2004	4	0	0	0	-2	0	0	0	0	0
Dean Magee	1977-1978	1977-1978	7	0	0	0	-3	4	0	0	0	-
Sergei Makarov	1996-1997	1996-1997	4	0	0	0	-2	0	0	0	0	0
Manny Malhotra	2001-2002	2003-2004	84	4	7	11	-7	51	0	0	1	0
Steve Maltais	1991-1992	1991-1992	12	2	1	3	-1	2	0	0	0	0
Daniel Mandich	1982-1983	1985-1986	111	5	11	16	-9	303	0	0	1	-
Kris Manery	1979-1980	1979-1980	88	28	23	43	-8	39	52	3	0	0
Dave Manson	1999-2000	2001-2002	60	1	3	4	-9	45	3	0	0	0
Maurice Mantha	1987-1988	1988-1989	46	10	19	29	-13	14	3	0	0	0
Milan Marcetta	1967-1968	1968-1969	54	7	15	22	-14	10	2	0	0	0
John Markell	1984-1985	1984-1985	1	0	0	0	0	0	0	0	0	-
Daniel Marois	1995-1996	1995-1996	3	0	0	0	0	2	0	0	0	0
Grant Marshall	1994-1995	2000-2001	402	52	82	134	1	492	6	1	0	0
Terry Martin	1984-1985	1984-1985	7	1	1	2	0	0	0	0	0	-
Tom Martin	1988-1989	1988-1989	4	1	1	2	1	4	0	0	0	0
Don Martineau	1974-1975	1974-1975	76	6	9	15	-13	61	0	0	0	0
Steve Martinson	1991-1992	1991-1992	1	0	0	0	0	9	0	0	0	0
Dennis Maruk	1978-1979	1988-1989	309	80	156	236	-1	234	19	0	7	-
Bill Masterton	1967-1968	1967-1968	38	4	8	12	-4	4	2	0	0	-
Richard Matvichuk	1992-1993	2003-2004	733	38	129	167	45	584	8	2	7	3
Brad Maxwell	1977-1978	1986-1987	471	82	217	299	-69	1,031	31	1	8	-
Bryan Maxwell	1977-1978	1978-1979	43	3	11	14	-11	87	1	0	0	-
Kevin Maxwell	1980-1981	1981-1982	18	1	7	8	-2	15	0	0	0	0
Alan May	1993-1994	1994-1995	85	2	1	3	0	124	0	0	1	0
Thomas McCarthy	1979-1980	1985-1986	385	146	187	333	41	293	38	3	22	-
Ted McCaskill	1967-1968	1967-1968	4	0	2	2	-2	0	0	0	0	-
Bob McCord	1967-1968	1968-1969	139	7	26	33	-43	109	1	0	0	0
Jim McElmury	1972-1973	1972-1973	7	0	1	1	1	2	0	0	0	0
Michael McHugh	1988-1989	1990-1991	12	0	0	0	-5	2	0	0	0	0
Bruce McIntosh	1972-1973	1972-1973	2	0	0	0	0	0	0	0	0	-
Hugh (Randy) McKay	2001-2002	2001-2002	14	1	4	0	0	7	0	0	0	0
Walter Mckechnie	1967-1968	1970-1971	112	9	13	22	-25	77	1	0	1	-
Tony McKegney	1984-1985	1986-1987	108	28	41	69	6	68	5	1	1	-
James McKenny	1978-1979	1978-1979	10	1	1	2	-3	2	1	0	0	-
Jim McKenzie	1993-1994	1993-1994	34	2	3	5	4	63	0	0	1	0
Mike McMahon, Jr.	1967-1968	1968-1969	117	14	44	58	-39	92	4	0	1	-
Michael McPhee	1982-1983	1982-1983	163	3	37	70	-2	80	2	3	0	0
Basil Mcrae	1987-1988	1991-1992	323	32	58	90	-63	1,567	6	0	2	0
Ron Meighan	1981-1982	1981-1982	7	1	1	2	-2	2	0	0	0	0
Barrie Meissner	1967-1968	1968-1969	6	0	1	1	0	4	0	0	0	-
Roger Melin	1980-1981	1981-1982	3	0	0	0	-1	0	0	0	0	-
Mitchell Messier	1987-1988	1990-1991	20	0	2	2	-10	11	0	0	0	0
Patrick Micheletti	1987-1988	1987-1988	12	2	0	2	8	2	0	0	0	0
Antti Miettinen	2003-2004	2007-2008	238	38	53	91	-10	118	15	0	6	0
Corey Millen	1994-1995	1995-1996	41	6	19	25	4	36	2	0	0	0
Kip Miller	1991-1992	1991-1992	3	1	2	3	-1	2	1	0	0	0
John Miszuk	1969-1970	1969-1970	50	0	6	6	-3	51	0	0	0	0
Jeffrey Mitchell	1997-1998	1997-1998	7	0	0	0	0	7	0	0	0	-
Roy Mitchell	1992-1993	1992-1993	3	0	2	2	0	6	0	0	0	0
Willie Mitchell	2005-2006	2005-2006	16	0	2	2	4	26	0	0	0	0
Mike Modano	1989-1990	2009-2010	1,459	557	802	1,359	118	918	156	29	92	9
Jaroslav Modry	2006-2007	2006-2007	57	1	9	10	10	32	0	0	0	0
Doug Mohs	1970-1971	1972-1973	162	12	48	60	20	148	5	0	4	-
Jim Montgomery	2001-2002	2002-2003	9	0	2	2	-1	0	0	0	0	0
Jayson More	1999-1999	1999-1999	6	0	0	0	0	1	0	0	0	0
Gavin Morgan	2003-2004	2003-2004	6	0	0	0	0	21	0	0	0	0
Travis Morin	2010-2011	2010-2011	3	0	0	0	0	0	0	0	0	0
Brendan Morrison	2008-2009	2008-2009	19	6	3	9	3	16	2	0	2	0
Brenden Morrow	1999-2000	2012-2013	835	243	285	528	102	1,203	79	8	43	3
Kirk Muller	1999-2000	2002-2003	235	19	49	68	-25	96	7	0	3	0
Wayne Muloin	1970-1971	1970-1971	7	0	0	0	-2	6	0	0	0	0
Craig Muni	1997-1998	1997-1998	40	1	1	2	0	25	0	0	1	0
Larry Murphy	1988-1989	1990-1991	121	18	75	93	-16	94	8	0	4	0
Chris Murray	1999-2000	1999-2000	32	2	1	3	-7	62	0	0	0	0
Frantisek Musil	1986-1987	1990-1991	271	14	46	60	2	547	1	1	2	0
Ladislav Nagy	2006-2007	2006-2007	25	4	10	14	3	6	2	0	1	1
Lou Nanne	1967-1968	1977-1978	635	68	157	225	-106	356	18	1	10	-
Rich Nantais	1974-1975	1976-1977	63	5	4	9	-8	79	0	0	1	-
Mark Napier	1983-1984	1984-1985	97	23	46	69	-4	19	3	1	2	-
James Neal	2008-2009	2010-2011	214	72	59	131	-8	175	16	1	9	1
Michael Needham	1993-1994	1993-1994	5	0	0	0	-2	0	0	0	0	0
Bob Nevin	1971-1972	1972-1973	138	20	32	52	-5	6	2	0	3	-
Joe Nieuwendyk	1995-1996	2001-2002	442	178	166	344	-22	211	63	35	2	0
Janne Niinimaa	2005-2006	2005-2006	22	2	4	6	-5	24	-1	1	1	0
Kent Nilsson	1985-1986	1986-1987	105	29	77	106	6	22	16	0	3	-
Matt Niskanen	2007-2008	2010-2011	277	16	66	82	-5	136	4	0	2	0
Rod Norrish	1973-1974	1974-1975	21	3	3	6	-5	2	0	0	0	0
Mattias Norstrom	2006-2007	2007-2008	80	2	13	15	-5	48	1	0	1	0
Teppo Numminen	2003-2004	2003-2004	62	3	14	17	-2	18	0	0	0	0
William Nyrop	1981-1982	1981-1982	42	4	8	12	14	35	0	1	1	0
Eric Nystrom	2011-2012	2012-2013	122	23	9	32	-13	85	0	1	4	0
Dennis O'Brien	1970-1971	1977-1978	470	27	75	102	-47	836	2	1	5	-
Danny O'Shea	1968-1969	1970-1971	208	39	70	109	-33	186	8	0	6	-
Lyle Odelein	2002-2003	2002-2003	3	0	0	0	0	6	0	0	0	0
Jamie Oleksiak	2012-2013	2012-2013	16	0	2	2	-5	14	0	0	0	0
David Oliver	2002-2003	2005-2006	45	7	8	15	6	14	3	0	1	0
Murray Olver	1970-1971	1974-1975	371	83	118	201	-19	62	18	3	7	0
Bill Orban	1968-1969	1969-1970	30	1	7	8	-3	17	0	0	0	0
Mark Osiecki	1992-1993	1992-1993	5	0	0	0	0	5	0	0	0	0
Steve Ott	2002-2003	2011-2012	566	85	135	220	-12	1,170	20	4	12	1
Brad Palmer	1990-1991	1991-1992	95	26	27	53	-16	40	4	0	0	-
Robert Paradise	1971-1972	1971-1972	6	0	0	0	1	6	0	0	0	0
Adam Pardy	2011-2012	2011-2012	36	0	3	3	-5	16	0	0	0	0
Jean-Paul Parise	1967-1968	1967-1968	588	154	242	396	-82	509	31	3	18	-
Mark Parrish	2008-2009	2008-2009	44	8	5	13	-3	18	4	0	3	0
Dusan Pasek	1988-1989	1988-1989	48	4	10	14	-8	30	1	0	0	0
Pavel Patera	1999-2000	1999-2000	12	1	4	5	-4	4	0	0	0	0
Mark Pavelich	1986-1987	1986-1987	12	4	6	10	7	10	0	0	0	-

ALL-TIME ROSTER

PLAYER	FROM	TO	GP	G	A	PTS	+/-	PIM	PPG	SHG	GWG	OTG
Steven Payne	1978-1979	1987-1988	613	228	238	466	1	28	435	79	1	19
Allen Pedersen	1991-1992	1991-1992	29	0	1	0	1	1	0	0	0	0
Scott Pellerin	2001-2002	2002-2003	53	4	8	12	-5	23	1	0	0	0
Nathan Perrott	2005-2006	2005-2006	23	2	1	3	2	54	0	0	1	0
Warren Peters	2009-2010	2009-2010	11	1	0	1	1	2	0	0	0	0
Toby Petersen	2007-2008	2012-2013	243	17	23	40	-10	38	0	3	0	0
Robert Petrovicky	1995-1996	1995-1996	5	1	1	2	1	0	1	0	1	0
Joseph Pirus	1976-1977	1978-1979	155	30	26	56	-53	94	2	0	2	-
Bill Plager	1976-1978	1976-1978	60	3	5	6	-5	61	0	0	0	0
Derek Plante	1998-1999	1999-2000	26	3	4	7	-3	6	2	0	0	0
Willi Plett	1982-1983	1986-1987	317	70	63	133	-33	1,137	14	0	6	-
Vojtech Polak	2005-2006	2006-2007	5	0	0	0	-2	0	0	0	0	0
Tom Polanic	1969-1970	1970-1971	19	0	2	2	-5	53	0	0	0	0
Michael Polich	1978-1979	1980-1981	225	24	29	53	-15	57	0	1	1	-
Jean Potvin	1978-1979	1978-1979	64	5	16	21	-10	65	2	2	1	-
Daniel Poulin	1981-1982	1981-1982	3	1	1	2	1	2	0	0	0	0
Dean Prentice	1971-1972	1973-1974	168	48	46	94	-4	40	12	0	6	-
Pat Price	1987-1988	1987-1988	14	0	2	2	-3	20	0	0	0	0
Andre Provost	1967-1968	1967-1968	8	0	0	0	0	0	0	0	0	0
Brian Propp	1990-1991	1992-1993	147	41	73	114	-6	107	14	0	2	0
Christopher Pryor	1984-1985	1987-1988	64	1	4	5	-9	71	0	0	0	0
Jamie Pushor	1999-2000	1999-2000	62	0	8	8	0	53	0	0	0	0
Dan Quinn	1992-1993	1992-1993	11	0	4	4	-4	6	0	0	0	0
Rob Ramage	1991-1992	1991-1992	34	4	5	9	-4	69	2	0	0	0
Richard Redmond	1969-1970	1970-1971	16	0	3	3	-3	20	0	0	0	0
David Reid	1996-1997	1998-1999	220	31	43	74	-3	40	5	1	6	1
Tom Reid	1968-1969	1977-1978	615	11	106	123	-128	617	0	0	1	-
Mike Ribeiro	2006-2007	2011-2012	461	123	284	407	16	252	37	2	18	4
Brad Richards	2007-2008	2010-2011	220	70	157	227	-17	44	25	1	7	0
Travis Richards	1994-1995	1995-1996	3	0	0	0	-1	2	0	0	0	0
Dave Richter	1981-1982	1985-1986	120	4	14	18	-11	397	0	0	0	0
Gordon Roberts	1980-1981	1987-1988	555	33	224	257	11	832	7	1	2	0
James Roberts	1976-1979	1976-1979	106	17	23	40	-28	33	1	0	0	0
Stephane Robidas	2002-2003	2012-2013	680	42	164	206	17	598	20	1	6	1
Scott Robinson	1989-1990	1989-1990	1	0	0	0	0	0	0	0	0	0
John Rogers	1973-1974	1974-1975	14	2	4	6	0	0	0	0	0	0
Doug Rombough	1974-1975	1975-1976	59	8	11	19	-3	39	0	0	2	-
Aaron Rome	2012-2013	2012-2013	27	0	5	5	-2	18	0	0	0	0
Robert Rouse	1983-1984	1983-1984	351	5	58	63	-25	735	0	0	0	0
Bobby Rousseau	1970-1971	1970-1971	63	4	20	24	3	12	0	0	1	0
Antoine Roussel	2012-2013	2012-2013	39	7	7	14	3	85	0	0	0	0
Derek Roy	2012-2013	2012-2013	30	4	18	22	3	4	1	0	1	0
Stephane Roy	1987-1988	1987-1988	12	1	0	1	-6	0	0	0	0	0
Martin Rucinsky	2001-2002	2001-2002	42	6	11	17	3	24	2	0	1	0
Dane Rupp	1968-1969	1968-1969	29	1	3	3	-9	8	1	0	0	0
Terry Ruskowski	1987-1988	1988-1989	50	6	13	19	-14	78	2	0	0	0
Michael Ryder	2011-2012	2012-2013	101	41	35	76	21	54	9	0	8	0
Scott Sandelin	1991-1992	1991-1992	1	0	0	0	-1	0	0	0	0	0
Gary Sargent	1978-1979	1982-1983	187	32	71	103	11	120	14	0	2	-
Glen Sather	1975-1976	1975-1976	72	9	10	19	-8	94	1	0	1	0
Raymond Sawada	2008-2009	2010-2011	11	0	1	1	-2	0	0	0	0	0
Colton Scieviour	2010-2011	2012-2013	2	0	1	1	-2	0	0	0	0	0
Wally Schreiber	1987-1988	1988-1989	41	8	10	18	-9	12	2	2	2	0
Brandon Segal	2009-2010	2010-2011	65	10	10	20	3	59	0	0	3	0
Dan Seguin	1970-1971	1970-1971	11	1	1	2	1	4	0	0	0	0
Lubomir Sekeras	2003-2004	2003-2004	4	1	1	2	0	2	0	0	0	0
George Servino	1987-1988	1987-1988	5	0	0	0	-2	0	0	0	0	0
Brent Severny	1998-1999	1998-1999	30	1	2	3	-2	50	0	0	0	0
Glen Sharpley	1976-1977	1980-1981	318	98	138	236	-77	176	25	1	10	-
David Shaw	1991-1992	1991-1992	37	0	7	7	-5	49	0	0	0	0
Gord Sherven	1984-1985	1985-1986	45	2	14	16	4	19	0	0	1	-
Paul Shmyr	1979-1980	1980-1981	124	4	24	28	29	163	0	0	1	0
Jon Sim	1978-1979	2002-2003	77	6	15	2	0	38	0	0	1	0
Reid Simpson	1992-1993	1992-1993	1	0	0	0	0	5	0	0	0	0
Ilkka Sinisalo	1990-1991	1990-1991	46	5	12	17	-10	24	1	1	1	0
Ville Siren	1988-1989	1989-1990	91	3	23	26	1	118	0	0	0	0
Tommy Sjodin	1992-1993	1993-1994	84	7	31	38	-26	34	5	0	1	0
Jarrold Skalde	1997-1998	1997-1998	1	0	0	0	0	0	0	0	0	0
Martin Skoula	2005-2006	2005-2006	61	4	11	15	6	36	3	0	1	0
Karlis Skrastins	2009-2010	2010-2011	153	5	16	21	-5	62	0	0	2	0
Brian Skrudland	1997-1998	1999-2000	75	7	3	10	0	65	0	0	1	0
Blake Sloan	1998-1999	2003-2004	142	6	15	21	7	71	0	0	2	0
Darryl Sly	1969-1970	1969-1970	29	1	0	1	-5	6	0	0	0	0
Douglas Small	1990-1991	1990-1991	57	7	13	20	-2	38	0	0	2	0
Robby Smith	1978-1979	1992-1993	572	187	365	551	-44	487	77	2	20	-
Brian Smith	1968-1969	1968-1969	9	0	1	1	-7	0	0	0	0	0
Derrick Smith	1991-1992	1993-1994	43	2	5	7	-11	35	0	0	0	0
Gregory Smith	1978-1979	1980-1981	209	15	61	76	-15	376	3	1	3	-
Randy Smith	1985-1986	1986-1987	3	0	0	0	-2	0	0	0	0	0
Reilly Smith	2011-2012	2012-2013	40	3	6	9	-3	10	0	0	0	0
Harold Snepsts	1984-1985	1984-1985	71	0	7	7	-19	232	0	0	0	0
Ken Solheim	1980-1981	1984-1985	114	16	20	36	-19	27	6	0	4	-
Sheldon Souray	2011-2012	2011-2012	64	6	15	21	11	73	2	1	1	0
Garrett Stafford	2008-2009	2008-2009	3	0	2	2	0	0	0	0	0	0
George Standing	1967-1968	1967-1968	2	0	0	0	-1	0	0	0	0	0
Fred Stanfield	1973-1974	1974-1975	111	24	46	70	-28	22	5	0	3	0
Patrik Stefan	2006-2007	2006-2007	41	5	6	11	5	10	0	0	0	0
Jeremy Stevenson	2005-2006	2005-2006	16	1	0	1	-3	21	0	0	0	0
William Stewart	1985-1986	1985-1986	8	0	2	2	2	13	0	0	0	0
Jim Storm	1995-1996	1995-1996	10	1	2	3	-1	17	0	0	1	0
Brian Sutherby	2008-2009	2010-2011	139	12	10	22	-7	176	0	1	0	0
Jaroslav Svoboda	2005-2006	2005-2006	43	4	3	7	-3	22	0	0	0	0
Don Sweeney	2003-2004	2003-2004	18	10	1	20	13	18	0	0	2	0
Darryl Sydor	1995-1996	2008-2009	714	69	265	334	82	401	35	1	9	2
Peter Taglianetti	1990-1991	1990-1991	16	0	1	1	0	14	0	0	0	0
Dean Talafous	1974-1975	1977-1978	277	61	90	151	-74	59	15	1	8	-
Jean-Guy Talbot	1967-1968	1967-1968	4	0	0	0	-6	4	0	0	0	0
Chris Tancill	1993-1994	1997-1998	14	1	4	5	-8	8	0	0	0	0
Ted Taylor	1967-1968	1967-1968	31	3	8	7	-1	34	1	1	0	0
William Terry	1987-1988	1987-1988	5	0	0	0	-4	0	0	0	0	0

ALL-TIME ROSTER

PLAYER	FROM	TO	GP	G	A	PTS	+/-	PIM	PPG	SHG	GWG	OTG
Chris Therien	2003-2004	2003-2004	11	0	0	0	-4	2	0	0	0	0
Scott Thornton	1999-2000	1999-2000	30	6	3	9	-5	38	0	0	0	0
Mario Thyer	1989-1990	1989-1990	5	0	0	0	-3	0	0	0	0	0
Mark Tinordi	1988-1989	1993-1994	375	35	106	141	-16	1,015	14	0	4	0
Mathias Tjarnqvist	2003-2004	2006-2007	69	4	8	12	-5	24	0	0	1	0
Kirk Tomlinson	1987-1988	1987-1988	1	0	0	0	0	0	0	0	0	0
Sean Toomey	1986-1987	1986-1987	1	0	0	0	-1	0	0	0	0	-
Patrick Traverse	2005-2006	2005-2006	1	0	0	0	0	0	0	0	0	0
Timothy Trimmer	1984-1985	1984-1985	20	1	0	2	-15	15	0	0	0	-
Allan Tuer	1987-1988	1987-1988	6	1	0	1	-3	29	0	0	0	0
Pierre Turgeon	2001-2002	2003-2004	207	42	87	129	17	54	16	0	7	2
Robert Valicevic	2003-2004	2003-2004	7	0	0	0	-1	2	0	0	0	0
Shaun Van Allen	2000-2001	2001-2002	78	9	20	29	0	22	0	2	3	0
Jarkko Varvio	1993-1994	1994-1995	13	3	4	7	2	4	1	0	1	0
Moose Vasko	1969-1970	1969-1970	145	2	13	15	-55	113	0	0	0	-
Randy Velischek	1982-1983	1984-1985	88	6	11	17	-3	38	0	0	0	-
Pat Verbeek	1996-1997	2001-2002	305	72	92	164	25	503	25	0	15	1
Tomas Vincour	2010-2011	2012-2013	86	7	8	15	-7	8	0	0	1	0
Ivan Vishnevskiy	2008-2009	2009-2010	5	0	2	-1	2	0	0	0	0	0
Emanuel Viveiros	1985-1986	1987-1988	229	1	23	12	-3	6	0	0	0	0
Tom Wandell	2008-2009	2012-2013	29	20	11	43	-	52	0	0	0	1
Francis Wathier	2009-2010	2012-2013	10	0	0	-2	5	0	0	0	0	0
Anthony White	1979-1980	1979-1980	6	0	0	0	-2	4	0	0	0	-
Bob Whitlock	1969-1970	1969-1970	1	0	0	0	1	0	0	0	0	-
Ray Whitney	2012-2013	2012-2013	32	11	18	29	1	4	4	0	1	0
Neil Wilkinson	1989-1990	1990-1991	86	2	14	16	-6	217	0	0	0	0
Jason Williams	2010-2011	2010-2011	27	2	3	-5	-2	6	0	0	1	0
Tommy Williams	1969-1970	1970-1971	116	25	65	90	-24	34	5	0	2	-
Landon Wilson	2008-2009	2008-2009	27	2	6	8	5	21	0	0	0	0
Ronald Wilson	1984-1985	1987-1988	113	19	52	71	-16	62	8	0	2	0
Brad Winchester	2007-2008	2007-2008	41	1	2	3	-9	46	0	0	0	0
Randy Wood	1995-1996	1995-1996	30	1	4	5	-11	26	0	0	0	0
Mark Wotton	2000-2001	2000-2001	1	0	0	0	0	0	0	0	0	0
Bob Woytowich	1967-1968	1967-1968	66	4	17	21	-23	63	2	0	0	-
Jeff Woywitka	2009-2010	2010-2011	99	2	12	14	-1	35	1	0	0	0
Jamie Wright	1997-1998	2000-2001	57	6	12	6	18	0	0	2	0	0
Scott Young	2002-2003	2003-2004	132	31	27	58	9	44	7	1	6	0
Timothy Young	1975-1976	1982-1983	564	178	316	494	-72	401	50	4	23	-
Warren Young	1981-1982	1981-1982	5	1	1	2	0	9	0	0	0	0
Tom Youngmans	1976-1977	1981-1982	382	41	36	77	-54	356	3	6	3	-
Ronald Zanussi	1977-1978	1980-1981	244	49	75	124	-8	353	9	0	5	-
Richard Zemlak	1987-1988	1988-1989	57	1	4	5	-14	320	0	0	0	0
Rob Zettler	1988-1989	1990-1991	80	1	12	13	-18	164	0	0	0	0
Peter Zeehl	1994-1995	1994-1995	30	6	5	11	-6	19	0	0	1	0
Doug Zmolek	1993-1994	1993-1994	91	2	12	-4	143	91	3	20	3	0
Sergei Zubov	1996-1997	2008-2009	839	111	438	549	103	254	60	3	20	3

ALL-TIME GOALTENDERS

PLAYER	FROM	TO	GP	W	L	T	OTL	SA	GA	GAA	SV	SV%	SO	A
Alex Auld	2009-2010	2009-2010	21	9	6	0	3	558	59	3.00	499	.894	0	2
Richard Bachman	2010-2011	2012-2013	32	14	10	0	1	769	76	2.94	693	.901	1	1
Gary Bauman	1967-1968	1968-1969	33	4	15	6	-	97	3.64	-	-	-	0	3
Donald Beaupre	1980-1981	1988-1989	316	126	125	45	-	9,585	1,111	3.74	8,474	.874	-	0
Ed Belfour	1997-1998	2001-2002	307	160	95	44	12	7,245	653	2.19	6,592	.910	27	0
Daniel Berteaux	1989-1990	1989-1990	5	1	3	0	-	104	3.49	90	.865	0	0	0
Allan Bester	1995-1996	1995-1996	10	4	5	0	0	297	30	2.99	267	.899	0	0
Ken Broderick	1969-1970	1969-1970	7	2	4	0	-	26	4.33	-	-	0	0	0
Jonathan Casey	1983-1984	1992-1993	325	128	126	42	-	8,987	988	3.28	7,999	-	12	11
Matt Climie	2008-2009	2009-2010	4	2	2	0	0	123	14	3.43	109	.886	0	0
James Craig	1983-1984	1983-1984	3	1	1	1	-	56	9	4.91	47	-	0	1
Gary Edwards	1978-1979	1979-1980	51	15	18	15	-	165	3.44	-	-	-	0	1
Dan Ellis	2003-2004	2003-2004	1	1	0	0	0	28	3	3.00	25	.893	0	0
Manny Fernandez	1994-1995	1999-2000	33	12	11	4	2	815	74	2.48	741	.909	1	2
Gilles Gilbert	1969-1970	1972-1973	44	16	22	5	-	143	3.39	-	-	-	2	0
Paul Harrison	1975-1976	1977-1978	35	6	22	3	-	138	4.18	-	-	-	1	0
Brian Hayward	1990-1991	1990-1991	26	6	15	3	-	674	77	3.14	597	.886	2	0
Johan Hedberg	2005-2006	2005-2006	19	12	4	0	1	472	48	2.67	424	.898	0	2
Corey Hirsch	2002-2003	2002-2003	2	0	1	0	0	39	4	2.46	35	.897	0	0
Johan Holmqvist	2007-2008	2007-2008	2	1	0	0	0	35	5	3.75	30	.857	0	0
Arturs Irbe	1996-1997	1996-1997	35	17	12	3	0	825	88	2.69	737	.893	3	2
Steve Janaszek	1979-1980	1979-1980	1	0	0	0	0	9	2	2.00	6	-	0	0
Brent Krah	2008-2009	2008-2009	1	0	0	0	0	9	3	9.00	6	.667	-	0
Jari Lehtonen	2009-2010	2012-2013	176	87	64	0	18	5,182	430	2.51	4,752	.917	8	12
Jean Levesque	1979-1980	1979-1980	1	0	1	0	-	7	7.00	-	-	-	0	0
Peter Lopresti	1974-1975	1978-1979	173	43	101	20	-	660	4.06	-	-	-	5	3
Cesare Maniago	1967-1968	1975-1976	420	145	190	70	-	1,283	3.18	-	-	-	26	1
Markus Mattsson	1982-1983	1982-1983	2	1	0	0	-	70	6	3.60	64	-	1	0
Roland Melanson	1984-1985	1985-1985	26	7	11	5	-	762	102	4.17	660	-	0	0
Gilles Meloche	1978-1979	1984-1985	327	141	117	52	-	3,884	1,104	3.51	3,408	-	9	5
Lindsay Middlebrook	1981-1982	1981-1982	3	0	0	2	-	7	3.00	-	-	-	0	0
Andy Moog	1993-1994	1996-1997	175	75	64	26	6	4,677	451	2.74	4,226	.904	8	3
Jarmo Myllys	1988-1989	1990-1991	12	1	9	0	0	277	46	5.84	231	.834	0	0
Cristopher Nilstorp	2012-2013	2012-2013	5	1	3	0	0	146	15	3.09	131	.897	0	0
Andrew Raycroft	2010-2011	2011-2012	29	10	15	0	0	749	71	3.09	678	.905	-	2
Fern Rivard	1968-1969	1974-1975	55	9	27	11	0	190	3.98	-	-	-	2	0
Michael Sands	1984-1985	1986-1987	6	0	5	0	-	192	26	5.17	166	-	0	0
Gary Smith	1976-1977	1977-1978	39	10	19	9	-	148	3.91	-	-	-	1	0
Mike Smith	2006-2007	2007-2008	44	24	14	0	2	1,021	93	2.34	928	.909	5	0
Tobias Stephan	2007-2008	2008-2009	11	1	3	0	2	248	29	3.49	219	.883	0	1
Kari Takko	1995-1996	1990-1991	131	33	67	14	-	3,632	438	3.87	3,194	-	1	1
Mike Torchia	1994-1995	1994-1995	6	3	2	1	0	172	18	3.50	154	.895	0	0
Ron Tugnutt	2002-2003	2003-2004	42	18	17	5	4	892	92	2.45	800	.897	5	0
Marty Turco	2000-2001	2009-2010	509	262	154	26	40	12,538	1,118	2.31	11,420	.911	40	22
Roman Turek	1996-1997	1998-1999	55	30	14	4	0	1,187	106	2.14	1,081	.911	21	0
Darcy Wakaluk	1991-1992	1995-1996	153	54	64	17	1	3,971	435	3.21	3,536	.890	8	5
Carl Wetzell	1977-1978	1977-1978	5	1	3	1	-	14	4.01	-	-	-	0	0
Jordan Willis	1995-1996	1995-1996	1	0	1	0	0	14	3.20	13	.929	0	0	0
Gump Worsley	1969-1970	1973-1974	107	39	37	24	-	261	2.62	-	-	-	3	2

ALL-TIME SWEATER NUMBERS

- 1** Johan Hedberg, Dan Ellis, Roman Turek, Mike Torchia, Brian Hayward, Kari Takko, Rolli Melanson, Mike Sands, Pete LoPresti, Gilles Gilbert, Gump Worsley, Gary Bauman, Carl Wetzell, Louie Levasseur
- 2** Niklas Grossmann, Willie Mitchell, Derian Hatcher, Curt Giles, Ron Wilson, Bill Butters, Dwight Bialowas, Chris Ahrens, Barry Gibbs, John Baby, Larry Hillman
- 3** Stephane Robidas, John Erskine, Sylvain Cote, Craig Ludwig, Rob Zettler, Ken Leiter, Rob Rouse, Fred Barrett, John Miszuk, Mike Chernoff, Bob McCord, Jean Guy Talbot
- 4** Brenden Dillon, Dan Jancevski, Mattias Norstrom, Janne Niinimaa, Lyle Odelein, Dave Manson, Gerald Diduck, Sami Helenius, Jamie Pushor, Sergey Gusev, Kevin Hatcher, Richard Matvichuk, Chris Dahlquist, Craig Hartsburg, Jean Potvin, Chris Ahrens, Ted Harris, Jerry Engele, Marshall Johnston, Elmer Vasko
- 5** Jamie Oleksiak, Matt Niskanen, Darryl Sydor, Trevor Daley, Doug Zmolek, Brad Berry, Rob Ramage, Neil Wilkinson, Ville Siren, Shawn Chambers, Jari Gronstrand, Dave Richter, Brad Maxwell, Dennis O'Brien, Leo Boivin, Gary Dineen, Pete Goegan, Wayne Hillman, Gary Geldart
- 6** Trevor Daley, Chris Therien, Sami Helenius, Dave Manson, Kevin Dean, Doug Lidster, Dan Keczmer, Darryl Sydor, Corey Miller, Mike Donnelly, Pelle Eklund, Jim Johnson, Brian Glynn, Frantisek Musil, Larry DePalma, Randy Velischek, Murray Brumwell, Paul Shmyr, Doug Hicks, Gary Bergman, Doug Mohns, Dick Redmond, Mike McMahon, Dan Poulin, Udo Klessling, Peter Hayek
- 7** Neal Broten, Glen Sharpley, Blake Dunlop, Dave Cressman, Jim McElmury, Terry Caffery, Danny O'Shea, Bill Collins, Sandy Fitzpatrick, Bob Charlebois
- 8** Jim Johnson, Larry Murphy, Terry Ruskowski, Brian Lawton, Kent-Erik Andersson, Bill Goldsworthy, Andre Pronovoust
- 9** Mike Modano, Dennis Maruk, Mark Johnson, Kevin Maxwell, Ron Zanussi, Blake Dunlop, Henry Boucha, Charlie Burns, Milan Marcetta, Len Lunde, Murray Hall
- 10** Shawn Horcoff, Brenden Morrow, Brian Skrudland, Todd Harvey, Dave Barr, Gaetan Duchesne, Marc Habscheid, Curt Fraser, Stepane Roy, George Servinis, Larry DePalma, Gordie Roberts, Dave Hanson, Alex Pirus, Murray Oliver, Ray Cullen
- 11** Derek Roy, Jake Dowell, Aaron Gagnon, Brendan Morrison, Jeff Halpern, Jaroslav Svoboda, Rob Valicevic, Ulf Dahlen, Blake Sloan, Juha Lind, Mike Donnelly, Jarkko Varjo, Dan Quinn, Marc Bureau, Mike Gartner, Don Barber, Brian Lawton, Sean Toomey, Tom McCarthy, J.P. Parise, Harvey Bennett, Bill Fairbairn, Norm Gratton, Ted Taylor
- 12** Alex Chiasson, Raymond Sawada, Randy McKay, Mike Keane, Bob Errey, Grant Ledyard, Stewart Gavin, Keith Acton, Ken Solheim, Warren Young, Danny Chicoine, Mike Fidler, Steve Jensen, Richard Nantais, Doug Rombough, Jerry Byers, Ted Hampson, Danny Seguin, Barrie MacKenzie, Wayne Connelly, Tom Williams
- 13** Ray Whitney, Krystofer Barch, Bill Guerin, Valeri Kamensky, Bob Brooke, Bill Stewart, Tim Trimper
- 14** Jamie Benn, Stu Barnes, Jon Sim, Juha Lind, Dave Reid, Daniel Marois, Paul Cavallini, Todd Eliak, Doug Smal, Aaron Broten, David Archibald, Scott Bjurstad, Tim Coulis, Jordy Douglas, Brad Palmer, Danny Chicoine, Per-Olov Brasar, Wes Jarvis, Johnny Rogers, Ernie Hicke, Don Blackburn, Bill Heindl, Bob Barlow, Parker MacDonald
- 15** Scott Glennie, Jamie Langenbrunner, Niklas Hagman, Jamie Langenbrunner, Dave Gagner, Raimo Helminen, Kent Nilsson, Jim Archibald, Paul Holmgren, Bobby Smith, Dean Talafoos, Rod Norrish, Bobby Rousseau, Danny Lawson, Barrie Meissner, Andre Boudrias, Grant Erickson
- 16** Ryan Garbutt, Adam Burish, Sean Avery, Brad Winchester, Blake Sloan, Manny Malhotra, Pat Verbeek, Brett Hull, Jamie Langenbrunner, Dean Evason, Brian Propp, Clark Donatelli, Mike McHugh, Wally Schreiber, Rich Boh, Bill Terry, Pat Micheletti, Mark Pavelich, Paul Houck, Marc Habscheid, Terry Martin, Mark Napier, Wes Jarvis, Anders Hakansson, Mike Polich, Pierry Jarry, Gene Sather, Jude Drouin, Dean Magee, Claude Larose, Gary Dineen, Duke Harris, George Standing, Bronco Horvath, Andre Pronovoust
- 17** Rich Peverley, Toby Petersen, Ladislav Nagy, Mathias Tjarnqvist, Valeri Bure, Stephane Robidas, Benoit Brunet, Ted Donato, Scott Thornton, Warren Luhning, Brent Severyn, Patrick Cote, Bill Huard, Mike McPhee, Basil McRae, Paul Houck, Bo Berglund, Ed Hospodar, Brent Ashton, Anders Hakansson, Terry Young, Fred Stanfield, Bob Nevin, Joey Johnston, Kim McDougall, Dave Balon, Norm Beaudin
- 18** Reilly Smith, Eric Godard, James Neal, Rob DiMaio, Grant Ledyard, Joel Bouchard, Derek Plante, Chris Tancill, Mike Lalor, Jim McKenzie, Bobby Smith, Curt Fraser, Al Tuer, Paul Houck, Emanuel Viveiros, David Jensen, Mike Eaves, Jim McKenney, Jamie Galloway, Bryan Hextall, Don Martineau, Ted Harris, Mike Chernoff, Danny Seguin, Bill Collins
- 19** Bill Masterton
- 20** Cody Eakin, Radek Dvorak, Brian Sutherby, Antti Miettinen, Ed Belfour, Brent Fedyk, Nikolai Borschevsky, Jamie Langenbrunner, Iain Fraser, Mike Craig, Peter Lappin, Dino Ciccarelli, Bob Flockhart, Bryan Maxwell, Tom Reid, Don Johns
- 21** Antoine Roussel, Loui Eriksson, Junior Lessard, Guy Carboneau, Paul Broten, Derrick Smith, Perry Berezan, Moe Mantha, Dick Graham, George Ferguson, Jack Carlson, Bill Hogaboam, Robbie Laird, Dennis Maruk, Doug Rombough, Dave Cressman, John Flesch, Danny Grant, Bill Plager
- 22** Colton Sceviour, Landon Wilson, Junior Lessard, Kirk Muller, Pavel Patera, Brett Hull, Craig Muni, Dan Keczmer, Robert Petrovicky, Trent Klatt, Ulf Dahlen, Mitch Messier, Dusan Pasek, John Barrett, Tom Hirsch, Bob Rouse, Gary Sargent, Roland Eriksson, Dennis Hextall, Walt McKechnie, Bob Woytowich
- 23** Kevin Connauton, Tom Wandell, Mathias Tjarnqvist, Martin Rucinsky, Jyrki Lumme, Chris Murray, Aaron Gavey, Greg Adams, Alan May, Gord Donnelly, Duane Joyce, Derrick Smith, Mark Osiecki, Brian Bellows, Ron Meighan, Greg Smith, Lou Nanne
- 24** Jordie Benn, Eric Nystrom, Brandon Segal, Vojtech Polak, Nathan Perrott, Richard Matvichuk, Mark Tinordi, Richard Zmek, Willi Plett, Bill Nyrop, Jim Dobson, Tony White, Kris Manery, Bryan Maxwell, Doug Hicks, Gary Gambucci, Tom Polanic, Duane Rupp, Jon Fontas, Joe Contini, Roger Melin
- 25** Matt Fraser, Chris Conner, Nolan Baumgartner, Jeremy Stevenson, Joe Nieuwendyk, Dan Kesa, Peter Zezel, Rob Brown, Kip Miller, Paul Jerrard, Mitch Messier, Gordie Roberts, Jack Carlson, Tony McKegney, Al MacAdam, Tom Colley, Bruce McIntosh, Gordie LaBossiere, Tom Polanic, Ken Broderick, Darryl Sly
- 26** Jere Lehtinen, Russ Courtnall, David Shaw, Shawn Chambers, Pat Micheletti, Ken Duggan, Paul Boutilier, Dave Langevin, Gord Sherven, John Markell, Brad Maxwell, Bryan Maxwell, Steve Payne, Nick Beverley, Tom Colley, Bruce McIntosh, Buster Harvey, Ken Broderick, Bill Orban, Terry Holbrook, Bob Whitlock, Bob Paradise

ALL-TIME SWEATER NUMBERS

- 27** Aaron Rome, Adam Pardy, Jason Williams, Andrew Hutchinson, Patrik Stefan, Patrick Traverse, Teppo Numminen, Manny Malhotra, Shaun Van Allen, Shawn Chambers, Marc Labelle, Shane Churla, Brian MacLellan, Stephane Roy, Gilles Meloche, Jim Roberts, Craig Cameron, John Flesch, Tony Featherstone, Wayne Muloin, Marshall Johnston
- 28** Lane MacDermid, Mark Fistric, David Oliver, Greg Hawgood, Donald Audette, Richard Jackman, Jason Botterill, Bob Bassen, Travis Richards, James Black, Derian Hatcher, Dave Mackey, Reed Larson, Ken Hodge, Gord Dineen, Pat Price, Mats Hallin, Alain Langlais, Harold Snepsts, Ron Meighan, Steve Christoff, Jim Boo, Jim Roberts, Lars Lindgren, Craig Cameron, Rick Chinnick, Jon Fontas
- 29** Steve Ott, Grant Marshall, Trent Klatt, Warren Babe, Jay Caulfield, Tim Coulis, Dave Richter, Ron Friest, Mike Antonovich, Tom Youngmans, Bob Bergloff, Alain Langlais, Dean Prentice, Murray Oliver, Brian Smith, Roger Melin, Bob Cook
- 30** Dan Ellis, Andrew Raycroft, Corey Hirsch, Manny Fernandez, Jon Casey, George Servinis, Stephane Roy, Jim Craig, Cesare Maniago, Gary Smith, Gilles Gilbert, Ted McCaskill, Carl Wetzel, Steve Janaszak
- 31** Richard Bachman, Tobias Stephan, Ron Tugnutt, Jordan Willis, Mark Janssens, Larry DePalma, Wally Schreiber, Kirk Tomlinson, George Servinis, Jim Archibald, Ken Solheim, Ron Friest
- 32** Kari Lehtonen, Don Sweeney, Claude Lemieux, Jim Montgomery, Arturs Irbe, Travis Richards, Jamie Langenbrunner, Doug Barrault, Brad Berry, Scott Sandelin, Pat MacLeod, Kevin Kaminski, Emanuel Viveiros, Randy Smith, Dan Mandich, Don Jackson, Jim Dobson, Archie Henderson
- 33** Alex Goligoski, Matt Climie, Doug Janik, Scott Pellerin, Benoit Hogue, Mike Needham, Jim McKenzie, Tommy Sjodin, Daniel Berthiaume, Don Beaupre
- 34** Mark Wotton, Petr Buzek, Darcy Wakaluk, Steve Gotaas, Mike Berger, Paul Houck, Ron Wilson, Tim Helmer, Craig Levie
- 35** Marty Turco, Andy Moog, Darcy Wakaluk, Jarmo Myllys, Mike Sands, Gary Edwards, Paul Harrison, Gilles Gilbert, Fern Rivard, Lindsay Middlebrook
- 36** Philip Larsen, Garrett Stafford, Jussi Jokinen, Steve Gainey, Roman Lyashenko, Jeff Mitchell, Link Gaetz, Chris Pryor
- 37** 37: Karlis Skrastins, Mark Parrish, Lubomir Sekeras, Jeff MacMillan, Brad Lukowich, Zac Boyer, Neil Brady, Mitch Messier, Don Barber, Dave Archibald, Paul Houck, Bill Stewart, Don Biggs, Tim Trimper
- 38** Vernon Fiddler, Dan Jancevski, Alan Letang, Jason Botterill, Mark Lawrence, Roy Mitchell, Steve Martinson, Jayson More, Mitch Messier
- 39** Travis Morin, Joel Lundqvist, Niko Kapanen, Kelly Fairchild, Mike Kennedy, Peter Douris, Mike Kennedy, Enrico Ciccone, Neil Wilkinson
- 40** Ryan Garbutt, Johan Holmqvist, Gavin Morgan, Greg Leeb, Patrick Cote, Pat MacLeod, Dean Kolstad
- 41** Christopher Nilstorp, Brent Krahn, Mike Smith, Martin Skoula, Brent Gilchrist, Keith Aldridge, Tony Hrkac, Jarrod Skalde, Tony Hrkac, Brent Gilchrist, Allen Pedersen, Rob Zettler
- 42** Dan Jancevski, Jon Klemm, Steve Gainey, Sergei Makarov
- 43** Jamie Oleksiak, Valeri Nichushkin, Philippe Boucher, Steve Gainey, Jim Storm, Gord Donnelly, Helmut Balderis
- 44** Sheldon Souray, Jeff Woywitka, Steve Begin, B.J. Crombeen, Jaroslav Modry, Jason Arnott, Aaron Gavey, Patrick Cote, Randy Wood, Reid Simpson
- 45** Brenden Morrow, Allan Bester, Mike McHugh
- 46** Jamie Wright, Dan Keczer
- 47** Aaron Downey, Mario Thyer
- 48** Francis Wathier, Scott Young, Scott Robinson
- 49** Jon Sim
- 50** Krystofer Barch, Ryan Christie
- 51** John MacLean
- 53** Vojtech Polak
- 55** Sergei Gonchar, Darryl Sydor, John Erskine, Tyler Bouck, Brad Maxwell
- 56** Sergei Zubov
- 57** Colton Sceviour
- 58** Jordie Benn
- 59** Ivan Vishnevskiy
- 60** Antoine Roussel
- 63** Mike Ribeiro
- 65** Chris Conner
- 68** Jaromir Jagr
- 72** Erik Cole, Shayne Corson
- 73** Michael Ryder, Brad Lukowich
- 77** Matthew Barnaby, Pierre Turgeon
- 81** Tomas Vincour
- 88** Eric Lindros
- 91** Tyler Seguin, Brad Richards
- 92** Todd Fedoruk
- 96** Fabian Brunnstrom
- 98** Brian Lawton

RETIRED NUMBERS



7 Neal Broten

Neal Broten finished his NHL career as the most decorated player ever born in the United States. As early as high school he was a champion, taking Roseau High School to three Minnesota State High School Hockey Tournaments. He would go on to lead the University of Minnesota to the 1979 NCAA Championship and was awarded the first-ever Hobey Baker Award as the nation's top collegiate hockey player in 1981. Broten entered history in 1980 as he helped the "Miracle on Ice" U.S. Olympic team win the gold medal. He was the last member of that squad to play in the NHL. Broten, fittingly, scored his first career NHL goal in his first career NHL game with the Minnesota North Stars on March 31, 1981 vs. St. Louis. In his first full season, 1981-82, he was named the franchise's Rookie of the Year after setting team records that still stand for most goals, assists and points by a rookie (38-60-98).

Sixteen seasons later, Broten retired as the club's all-time leader in games played (992), assists (593) and points (867) and is fourth in team annals in goals (274). The team's Most Valuable Player in 1984 and 1986, Broten participated in the NHL All-Star Game in 1983 and 1986. In that 1985-86 campaign, he became the first American-born player to record 100 points (105) and set the current club mark for assists in a season with 76.

Moving with the team to Texas in 1993, Broten scored the first-ever goal in Dallas Stars history on October 5, 1993 against Detroit. He was dealt by the Stars to New Jersey in February of 1995, where he achieved his remaining goal. Having been to the Stanley Cup Finals twice before with the Stars (1981,1991), he played an instrumental role in the Devils' Stanley Cup victory in 1995, finishing second on that championship club with 19 points (7-12-19) in 20 playoff contests. Broten began the 1996-97 season with New Jersey, and had a brief stint with Los Angeles before the Stars reacquired him off waivers on January 28, 1997. Finishing the season with Dallas, Broten totaled 923 points for his career, the second-highest point total ever for an American-born player behind only Joe Mullen (1,063).

In June of 1996, Broten was honored with USA Hockey's Distinguished Achievement Award and in April of 1997 he was named to the All-Time USA Hockey First Team. In addition, he was selected as USA Hockey's Player of the Decade for 1976-77 to 1985-86 and in the Summer of 1997 was named a recipient of the Lester Patrick Award for outstanding service to hockey in the United States, one of only two players (Ken Morrow) to win the Award twice, having won it the first time as a member of the 1980 gold medal USA team. Broten's number seven was retired by the Stars on February 7, 1998 and he was inducted into the U.S. Hockey Hall of Fame in 2000.



Bill Goldsworthy

8


Bill Goldsworthy started his career as a North Star in 1967 when Minnesota selected him from Boston in the 1967 expansion draft. He made his name with the North Stars through goal-scoring and the invention of the Goldy Shuffle. Goldsworthy set marks throughout his career, becoming the first player from a post-1967 team to score 200 goals and the first to score 250. In 1971, Goldsworthy became the team's leading scorer and goal scorer, a mark he held for over a decade. His 48-goal season in 1973-74 was the best ever by a North Star until 1981-82 and he averaged over 30 goals a year

during his Stars career. In 1976, Goldsworthy became the first North Star ever to reach the 500-point plateau. In 670 games with Minnesota, he totalled 267 goals and 239 assists for 506 points. Goldsworthy's number eight was retired on February 15, 1992.

RETIRED NUMBERS

19

Bill Masterton



Bill Masterton was a member of the Minnesota North Stars inaugural NHL team in 1967-68. He played two seasons of professional hockey for Hull-Ottawa of the EPHL in 1961-62 and Cleveland of the American Hockey League in 1962-63. The North Stars retired Masterton's jersey number in memory of the only professional hockey player to lose his life because of an injury suffered during an NHL game. Masterton hit the back of his head on the ice on January 13, 1968 against Oakland, and passed away two days later. The North Stars named the Bill Masterton Memorial Cup Award in his memory, presenting it to the North Stars player voted most valuable by his teammates during the season. Masterton's number 19 has never been worn by another Dallas or North Star and was retired on January 17, 1987.

THE BILL MASTERTON AWARD

The Bill Masterton Memorial Award is presented to the Stars player voted by his teammates to be most valuable to the team. It is awarded in memory of the Stars center who died in 1968, as a result of on-ice injury.

2012-13:	Kari Lehtonen
2011-12:	Jamie Benn
2010-11:	Brad Richards
2009-10:	Brad Richards
2008-09:	Steve Ott
2007-08:	Brenden Morrow
2006-07:	Philippe Boucher
2005-06:	Sergei Zubov
2004-05:	--
2003-04:	Brenden Morrow
2002-03:	Marty Turco
2001-02:	Mike Modano
2000-01:	Mike Modano
1999-00:	Ed Belfour
1998-99:	Mike Modano
1997-98:	Joe Nieuwendyk
1996-97:	Mike Modano
1995-96:	Mike Modano
1994-95:	Andy Moog
1993-94:	Mike Modano
1992-93:	Mike Modano
1991-92:	Mike Modano
1990-91:	Dave Gagner
1989-90:	Brian Bellows
1988-89:	Dave Gagner
	Curt Giles
1987-88:	Dino Ciccarelli
1986-87:	Dino Ciccarelli
1985-86:	Neal Broten
1984-85:	Curt Giles
1983-84:	Neal Broten
1982-83:	Gordie Roberts
1981-82:	Gilles Meloche
1980-81:	Curt Giles
1979-80:	Al MacAdam
1978-79:	Gilles Meloche
1977-78:	Per-Orlov Brasar
1976-77:	Tim Young
1975-76:	Cesare Maniago
1974-75:	Bill Goldsworthy
1973-74:	Bill Goldsworthy
1972-73:	Dennis Hextall
1971-72:	Murray Oliver
1970-71:	Cesare Maniago
1969-70:	J.P. Parise
1968-69:	Claude Larose
1967-68:	Cesare Maniago

THE MEMORIAL CUP

The Memorial Cup is presented to the Stars defenseman voted most proficient by a panel selected from media members who cover the team regularly.

2012-13:	Brenden Dillon
2011-12:	Stephane Robidas
2010-11:	Stephane Robidas
2009-10:	Stephane Robidas
2008-09:	Stephane Robidas
2007-08:	Stephane Robidas
2006-07:	Philippe Boucher
2005-06:	Sergei Zubov
2004-05:	---
2003-04:	Philippe Boucher
2002-03:	Derian Hatcher
2001-02:	Richard Matvichuk
2000-01:	Sergei Zubov
1999-00:	Richard Matvichuk
1998-99:	Derian Hatcher
1997-98:	Sergei Zubov
1996-97:	Derian Hatcher
1995-96:	Richard Matvichuk
1994-95:	Kevin Hatcher
1993-94:	Derian Hatcher
1992-93:	Mark Tinordi
1991-92:	Chris Dahlquist
1990-91:	Mark Tinordi
1989-90:	Curt Giles
1988-89:	Curt Giles
1987-88:	Curt Giles
1986-87:	Craig Hartsburg
1985-86:	Curt Giles
1984-85:	Curt Giles
1983-84:	Gordie Roberts
1982-83:	Gordie Roberts
1981-82:	Craig Hartsburg
1980-81:	Craig Hartsburg
1979-80:	Fred Barrett
1978-79:	Greg Smith
1977-78:	Fred Barrett
1976-77:	Nick Beverley
1975-76:	Fred Barrett
1974-75:	Fred Barrett
1973-74:	Lou Nanne
1972-73:	Ted Harris
1971-72:	Barry Gibbs
1970-71:	Ted Harris
1969-70:	Leo Boivin
1968-69:	Elmer Vasko

ROOKIE OF THE YEAR

The Rookie of the Year Trophy is awarded annually to the Stars player selected by his teammates as most proficient in his first year.

2012-13:	Brenden Dillon
2011-12:	Richard Bachman
2010-11:	No award given
2009-10:	Jamie Benn
2008-09:	James Neal
2007-08:	Matt Niskanen
2006-07:	Mike Smith
2005-06:	Jussi Jokinen
2004-05:	---
2003-04:	No award given
2002-03:	Niko Kapanen
2001-02:	John Erskine
2000-01:	Marty Turco
1999-00:	Brenden Morrow
1998-99:	No award given
1997-98:	Juha Lind
1996-97:	J. Langenbrunner
1995-96:	Jere Lehtinen
1994-95:	Todd Harvey
1993-94:	No award given
1992-93:	Trent Klatt
1991-92:	Derian Hatcher
1990-91:	Mike Craig
1989-90:	Mike Modano
1988-89:	Shawn Chambers
1987-88:	Dave Archibald
1986-87:	Kari Takko
1985-86:	Jon Casey
1984-85:	Bob Rouse
1983-84:	Brian Lawton
1982-83:	Brian Bellows
1981-82:	Neal Broten
1980-81:	Don Beaupre
1979-80:	Mike Eaves
1978-79:	Bobby Smith
1977-78:	Per-Olov Brasar
1976-77:	Roland Eriksson
1975-76:	Tim Young
1974-75:	Peter LoPresti
1973-74:	Gary Gambucci
1972-73:	Gilles Gilbert
1971-72:	No award given
1970-71:	Jude Drouin
1969-70:	Barry Gibbs
1968-69:	Danny Grant
1967-68:	Andre Boudrias

TEAM AWARD WINNERS

STAR OF THE GAME AWARD

The Star of the Game Award is presented to the Stars player who is selected most often as the Star of the game in the season-long selection for each home game.

2012-13:	Kari Lehtonen
2011-12:	Kari Lehtonen
2010-11:	Brad Richards
2009-10:	Brad Richards
2008-09:	Marty Turco
2007-08:	Mike Ribeiro
2006-07:	Mike Modano
	Marty Turco
2005-06:	Jason Arnott
2004-05:	---
2003-04:	Brenden Morrow
2002-03:	Mike Modano
	Marty Turco
2001-02:	Mike Modano
2000-01:	Mike Modano
1999-00:	Mike Modano
1998-99:	Mike Modano
1997-98:	Mike Modano
1996-97:	Mike Modano
1995-96:	Mike Modano
1994-95:	Andy Moog
1993-94:	Andy Moog
1992-93:	Russ Courtnall
1991-92:	Mike Modano
1990-91:	Dave Gagner
1989-90:	Jon Casey
1988-89:	Dave Gagner
1987-88:	Dino Ciccarelli
1986-87:	Dino Ciccarelli
1985-86:	Don Beaupre
1984-85:	Steve Payne
1983-84:	Neal Broten
1982-83:	Brian Bellows
1981-82:	Neal Broten
1980-81:	Bobby Smith
1979-80:	Al MacAdam
1978-79:	Bobby Smith
1977-78:	Per-Olov Brasar

COMMUNITY SERVICE AWARD

The Community Service Award is awarded annually to a member of the Stars organization who shows a strong commitment to community and service.

2012-13:	Vernon Fiddler
2011-12:	Vernon Fiddler
2010-11:	Toby Petersen
2009-10:	Brad Richards
2008-09:	Marty Turco
2007-08:	Marty Turco
2006-07:	Marty Turco
2005-06:	Marty Turco
2004-05:	---
2003-04:	Marty Turco
2002-03:	Bill Guerin
2001-02:	Marty Turco
2000-01:	J. Langenbrunner
1999-00:	Blake Sloan
1998-99:	Brent Severyn
1997-98:	Ed Belfour
1996-97:	Andy Moog
1995-96:	Andy Moog
1994-95:	Mike Modano
1993-94:	Mark Tinordi
1992-93:	Dave Gagner
1991-92:	Mark Tinordi
1990-91:	Curt Giles
1989-90:	Curt Giles
1988-89:	Frantisek Musil
1987-88:	Basil McRae
1986-87:	Dennis Maruk
	Brian Bellows
1985-86:	Brian Bellows
1984-85:	Dennis Maruk
1983-84:	Dennis Maruk
1982-83:	John Mariucci
1981-82:	Walter Bush, Jr.

NATIONAL AWARD WINNERS

NHL HALL OF FAME

Harry Howell 1979
Gump Worsley 1980
John Mariucci 1985
Leo Boivin 1986
Al Shaver 1993
Brett Hull 2009
J. Nieuwendyk 2011
Ed Belfour 2011

U.S. HOCKEY HALL OF FAME

John Mariucci 1973
Walter Bush 1980
Lou Nanne 1998
Neal Broten 2000
Brett Hull 2008
Derian Hatcher 2010
Kevin Hatcher 2010
Mike Modano 2012

CONN SMYTHE TROPHY

(Playoff MVP)
Joe Nieuwendyk 1999

SELKE TROPHY

(Best Defensive Forward)
Jere Lehtinen 1998
Jere Lehtinen 1999
Jere Lehtinen 2003

CALDER TROPHY

(Rookie of the Year)
Danny Grant 1969
Bobby Smith 1979

LESTER PATRICK AWARD

Walter Bush 1973
John Mariucci 1977
Lou Nanne 1989
Neal Broten 1998

BILL MASTERTON TROPHY

Al MacAdam 1980

NHL POST-SEASON

ALL-STAR 2ND TEAM

Mike Modano 1999-00
Derian Hatcher 2002-03
Marty Turco 2002-03

NHL POST-SEASON

ALL-STAR ROOKIE TEAM

Mike Modano 1989-90
Mike Smith 2006-07

SPORTING NEWS

1ST TEAM WEST ALL-STAR

1967-68 Wayne Connelly
1967-68 Mike McMahon
1968-69 Danny Grant
1969-70 Bill Goldsworthy
1970-71 Bill Goldsworthy
1972-73 Barry Gibbs
1973-74 Bill Goldsworthy

SPORTING NEWS

2ND TEAM WEST ALL-STAR

1967-68 Ray Cullen
1968-69 Claude Larose
1972-73 J.P. Parise

SPORTING NEWS

ROOKIE OF THE YEAR

Bobby Smith 1979

SPORTING NEWS

COACH OF THE YEAR

Ken Hitchcock 1996-97

SPORTING NEWS

2ND TEAM NHL ALL-STAR

Marty Turco 2002-03

HOCKEY NEWS

COACH OF THE YEAR

Ken Hitchcock 1998-99

HOCKEY NEWS

PLAYOFF MVP

Ed Belfour 1999

HOCKEY NEWS

WEST PLAYER OF THE YEAR

Wayne Connelly 1967-68

HOCKEY NEWS

1ST TEAM NHL ALL-STAR

Mike Modano 1999-00

HOCKEY NEWS

2ND TEAM NHL ALL-STAR

Marty Turco 2002-03
Sergei Zubov 2005-06

HOCKEY NEWS

WEST ALL-STAR

Bill Goldsworthy 1971-72
Bill Goldsworthy 1973-74

HOCKEY NEWS

ROOKIE OF THE YEAR

Danny Grant 1969
Bobby Smith 1979
Mike Modano 1990

HOCKEY NEWS

EXECUTIVE OF THE YEAR

Walter Bush 1972

TEAM CANADA-

SOVIET UNION SERIES

J.P. Parise 1972
Bill Goldsworthy 1972

NHL YOUNGSTARS GAME

2001-02: Brenden Morrow
2002-03: Niko Kapanen
2006-07: Jussi Jokinen
2007-08: Matt Niskanen
2008-09: James Neal

NHL ALL-STAR GAME

1967-68: Dave Balon
1968-69: Danny Grant
Claude Larose
Danny O'Shea
1969-70: Elmer Vasko
Bill Goldsworthy
Danny Grant
Claude Larose
Danny O'Shea
J.P. Parise
1970-71: Danny Grant
Ted Harris
1971-72: Bill Goldsworthy
Ted Harris
Doug Mohns
Gump Worsley

1972-73:

1973-74:

1974-75:

1975-76:

1976-77:

1977-78:

1979-80:

1980-81:

1981-82:

1982-83:

1983-84:

1984-85:

1985-86:

1987-88:

1988-89:

1989-90:

1990-91:

1991-92:

1992-93:

1993-94:

1995-96:

1996-97:

1997-98:

1998-99:

1999-00:

2000-01:

2001-02:

2002-03:

2003-04:

2006-07:

2007-08:

2008-09:

2010-11:

2011-12:

*Unable to play due to injury

Barry Gibbs

J.P. Parise

Bill Goldsworthy

Dennis Hextall

*Bill Goldsworthy

Dennis Hextall

Bill Goldsworthy

Tim Young

Roland Eriksson

Craig Hartsburg

Gilles Meloche

Steve Payne,

*Gary Sargent

Don Beaupre

Bobby Smith

Dino Ciccarelli

Craig Hartsburg

Gilles Meloche

Bobby Smith

Neal Broten

Dino Ciccarelli

Craig Hartsburg

Tom McCarthy

Brian Bellows

Brad Maxwell

*Tony McKegney

Steve Payne

Neal Broten

Brian Bellows

Dino Ciccarelli

Mike Gartner

Dave Gagner

Brian Bellows,

Mark Tinordi

Jon Casey

Mike Modano

*Mike Modano

Russ Courtnall

Kevin Hatcher

Derian Hatcher

*Mike Modano

Andy Moog

Ed Belfour,

Jere Lehtinen

Mike Modano

Darryl Sydor

Sergei Zubov

Ed Belfour

Mike Modano

Darryl Sydor

Sergei Zubov

Mike Modano

Sergei Zubov

Brett Hull

*Jere Lehtinen

Bill Guerin

Mike Modano

Marty Turco

Bill Guerin

Mike Modano

Marty Turco

Philippe Boucher

Marty Turco

* Sergei Zubov

Mike Ribeiro

Mike Modano

Stephane Robidas

Brad Richards

Loui Eriksson

Jamie Benn



PLAYOFF

RECORD BOOK

ALL-TIME PLAYOFFS VS. OPPONENTS

TEAM	SERIES	W	L	GP	W	L	GF	GA	LAST	ROUND	RESULT
Anaheim	2	1	1	12	6	6	34	27	2008	1st	W, 4-2
Boston	1	1	0	3	3	0	20	13	1981	1st	W, 3-0
Buffalo	3	2	1	13	8	5	39	37	1999	Final	W, 4-2
Calgary*	1	1	0	6	4	2	25	18	1981	3rd	W, 4-2
Chicago	6	2	4	33	14	19	119	119	1991	1st	W, 4-2
Colorado	4	2	2	24	10	14	62	66	2006	1st	L, 1-4
Detroit	4	0	4	24	8	16	50	72	2008	3rd	L, 2-4
Edmonton	8	6	2	42	27	15	118	104	2003	1st	W, 4-2
Los Angeles	1	1	0	7	4	3	26	21	1968	1st	W, 4-3
Montreal	2	1	1	13	6	7	37	48	1980	2nd	W, 4-3
New Jersey	1	0	1	6	2	4	9	15	2000	Final	L, 2-4
NY Islanders	1	0	1	5	1	4	16	26	1981	Final	L, 1-4
Philadelphia	2	0	2	11	3	8	26	41	1980	1st	L, 1-4
Pittsburgh	1	0	1	6	2	4	16	28	1991	Final	L, 2-4
San Jose	3	3	0	17	12	5	46	30	2008	2nd	W, 4-2
St. Louis	12	6	6	66	34	32	197	187	2001	2nd	L, 0-4
Toronto	2	2	0	7	6	1	35	26	1983	1st	W, 3-1
Vancouver	2	0	2	12	4	8	23	31	2007	1st	L, 3-4
TOTAL		56	28	28	307	154	153	898	910		

ALL-TIME PLAYOFF GAME SEVENS

DATE	ROUND	OPPONENT	SCORE
April 22, 1984	Division Finals	St. Louis	W, 4-3ot*
April 16, 1990	Division Semifinals	@ Chicago	L, 2-5
April 30, 1992	Division Semifinals	@ Detroit	L, 2-5
April 29, 1997	Conference Quarterfinals	Edmonton	L, 3-4ot**
June 4, 1999	Conference Finals	Colorado	W, 4-1
May 27, 2000	Conference Finals	Colorado	W, 3-2
April 23, 2007	Conference Quarterfinals	@ Vancouver	L, 1-4

* Scored 6:00 in first OT period, Steve Payne with the goal

** Scored 12:26 in first OT period, Marchant with the goal

LONGEST PLAYOFF OVERTIME CONTESTS

DATE	OPPONENT	RESULT	TIME	SCORER	STARS GOALIE
April 24, 2003	vs. ANA (GM1)	3-4 L (LS)	80:48	Petr Sykora	Marty Turco
April 11, 2007	@ VAN (GM1)	4-5 L (LS)	78:06	Henrik Sedin	Marty Turco
May 4, 2008	vs. SJS (GM6)	2-1 W (WS)	69:03	Brenden Morrow	Marty Turco
April 27, 1999	@ EDM (GM4)	3-2 W (WS)	57:34	Joe Nieuwendyk	Ed Belfour
June 19, 1999	@ BUF (GM6)	2-1 W (WS)	54:51	Brett Hull	Ed Belfour
June 8, 2000	@ NJD (GM5)	1-0 W (LS)	46:21	Mike Modano	Ed Belfour
May 1, 2001	@ STL (GM3)	2-3 L (LS)	29:26	Cory Stillman	Ed Belfour
June 10, 2000	vs. NJD (GM6)	1-2 L (LS)	28:20	Jason Arnott	Ed Belfour
April 14, 2004	vs. COL (GM4)	2-3 L (LS)	25:18	Marek Svatos	Marty Turco
May 3, 1968	@ STL (GM7)	1-2 L (LS)	22:50	Ron Shock	Cesare Maniago

ALL-TIME PLAYOFF TOP-10

GAMES PLAYED

RANK	PLAYER	GMS
1	Mike Modano	174
2	Neal Broten	115
3	Sergei Zubov	114
4	Jere Lehtinen	108
5	Richard Matvichuk	107
6	Derian Hatcher	100
7	Darryl Sydor	99
8	Curt Giles	92
9	Brian Bellows	81
10	Bobby Smith	77

PIM

RANK	PLAYER	PIM
1	Willi Plett	201
2	Shane Churla	189
3	Derian Hatcher	183
4	Basil McRae	174
5	Brad Maxwell	131
6	Mike Modano	128
7	Richard Matvichuk	114
8	Brian Bellows	111
9	Curt Giles	110
10	Bobby Smith	106

GOALS

RANK	PLAYER	W
1	Mike Modano	58
2	Steve Payne	35
3	Brian Bellows	34
T4	Dino Ciccarelli	28
T4	Neal Broten	28
6	Jere Lehtinen	27
7	Bobby Smith	26
8	Joe Nieuwendyk	25
9	Dave Gagner	22
10	Brett Hull	21

ASSISTS

RANK	PLAYER	A
1	Mike Modano	87
2	Sergei Zubov	57
3	Neal Broten	51
4	Bobby Smith	50
5	Brian Bellows	49
6	Brad Maxwell	39
7	Steve Payne	35
8	Darryl Sydor	32
9	Gordie Roberts	30
10	Craig Hartsburg	27

POINTS

RANK	PLAYER	PTS
1	Mike Modano	145
2	Brian Bellows	83
3	Neal Broten	79
4	Bobby Smith	76
5	Sergei Zubov	72
6	Steve Payne	70
7	Dino Ciccarelli	51
8	Brad Maxwell	49
T9	Dave Gagner	46
T9	Brett Hull	46

PLAYOFF GAME-BY-GAME

YEAR	GAME	DATE	TEAM	SCORE	OT	ATTD.	GWG	GOALIE
1	1	April 4	@ LA	2-1 L		6,847	White	Maniago
2	2	April 6	@ LA	2-0 L		8,114	L. MacDonald	Maniago
3	3	April 9	LA	7-5 W		6,797	Collins	Maniago
4	4	April 11	LA	3-2 W		8,843	Balon	Maniago
5	5	April 13	@ LA	3-2 L		10,685	Joyal	Maniago
6	6	April 16	LA	4-3 W	9:11	8,380	Marcetta	Maniago
7	7	April 18	@ LA	9-4 W		11,214	P. MacDonald	Maniago
(Semifinals — Lost to St. Louis 4-3)								
8	1	April 21	@ STL	5-3 L		11,117	McCreary	Maniago
9	2	April 22	STL	3-2 W	3:41	9,776	P. MacDonald	Maniago
10	3	April 25	@ STL	5-1 W		13,334	Goldsworthy	Maniago
11	4	April 27	@ STL	4-3 L	1:32	12,591	Sabourin	Maniago
12	5	April 29	@ STL	3-2 L	17:27	11,931	McCreary	Maniago
13	6	May 1	STL	5-1 W		15,172	Boudrias	Maniago
14	7	May 3	@ STL	2-1 L	22:50	15,556	Shock	Maniago
1969 Did Not Qualify								
1970 (Quarterfinals — Lost to St. Louis 4-2)								
15	1	April 7	@ STL	6-2 L		16,304	Sabourin	Maniago
16	2	April 9	@ STL	2-1 L		16,508	Goyette	Maniago
17	3	April 11	STL	4-2 W		14,544	Goldsworthy	Maniago
18	4	April 12	STL	4-0 W		14,877	Goldsworthy	Maniago
19	5	April 14	@ STL	6-3 L		17,208	Gray	Maniago
20	6	April 16	STL	4-2 L		14,908	Berenson	Maniago
1971 (Quarterfinals — Beat St. Louis 4-2)								
21	1	April 7	@ STL	3-2 W		18,590	Grant	Maniago
22	2	April 8	@ STL	4-2 L		18,774	Connelly	Maniago
23	3	April 10	STL	3-0 L		15,339	St. Marseille	Maniago
24	4	April 11	STL	2-1 W		14,657	Burns	Worsley
25	5	April 13	@ STL	4-3 W		19,132	Nanne	Worsley
26	6	April 15	STL	5-2 W		15,370	Rousseau	Worsley
(Semifinals — Lost to Montreal 4-2)								
27	1	April 20	@ MTL	7-2 L		16,077	Lemaire	Worsley
28	2	April 22	@ MTL	6-3 W		16,601	Nanne	Maniago
29	3	April 24	MTL	6-3 L		15,364	Tremblay	Maniago
30	4	April 25	MTL	5-2 W		15,364	Parise	Maniago
31	5	April 27	@ MTL	6-1 L		15,854	Lapointe	Maniago
32	6	April 29	MTL	3-2 L		15,422	Houle	Maniago
1972 (Quarterfinals — Lost to St. Louis 4-3)								
33	1	April 5	STL	3-0 W		15,489	Prentice	Worsley
34	2	April 6	STL	6-5 W	1:36	14,674	Goldsworthy	Maniago
35	3	April 8	@ STL	2-1 L		18,882	Roberto	Worsley
36	4	April 9	@ STL	3-2 L		15,576	Barc. Plager	Maniago
37	5	April 11	STL	4-3 W		15,706	Drouin	Worsley
38	6	April 13	@ STL	4-2 L		19,008	Unger	Maniago
39	7	April 16	STL	2-1 L	10:07	15,635	O'Shea	Maniago
1973 (Quarterfinals — Lost to Philadelphia 4-2)								
40	1	April 4	@ PHL	3-0 W		16,600	D. Hextall	Maniago
41	2	April 5	@ PHL	4-1 L		16,600	Flett	Gilbert
42	3	April 7	PHL	5-0 W		15,647	D. Hextall	Maniago
43	4	April 8	PHL	3-0 L		15,449	Clarke	Maniago
44	5	April 10	@ PHL	3-2 L	8:35	16,600	Dornhoefer	Maniago
45	6	April 12	PHL	4-1 L		15,644	Lonsberry	Maniago
1974 Did Not Qualify								
1975 Did Not Qualify								
1976 Did Not Qualify								
1977 (Preliminary Round — Lost to Buffalo 2-0)								
46	1	April 5	@ BUF	4-2 L		16,433	Korab	LoPresti
47	2	April 7	BUF	7-1 L		15,503	Martin	LPr/Smith
1978 Did Not Qualify								
1979 Did Not Qualify								
1980 (Preliminary Round — Beat Toronto 3-0)								
48	1	April 8	TOR	6-3 W		13,073	Payne	Edwards
49	2	April 9	TOR	7-2 W		15,408	Sargent	Edwards
50	3	April 11	@ TOR	4-3 W	0:32	16,485	MacAdam	Edw/Meloche

PLAYOFF GAME-BY-GAME

YEAR	GAME	DATE	TEAM	SCORE	OT	ATTD.	GWG	GOALIE
1980								
(Quarterfinals — Beat Montreal 4-3)								
51	1	April 16	@ MTL	3-0 W		15,576	Andersson	Meloche
52	2	April 17	@ MTL	4-1 W		16,156	Payne	Meloche
53	3	April 19	MTL	5-0 L		15,820	Dupont	Meloche
54	4	April 20	MTL	5-1 L		15,708	Shutt	Meloche
55	5	April 22	@ MTL	6-2 L		16,372	Shutt	Meloche
56	6	April 24	MTL	5-2 W		13,829	Shmyr	Meloche
57	7	April 27	@ MTL	3-2 W		17,465	MacAdam	Meloche
(Semifinals — Lost to Philadelphia 4-1)								
58	1	April 29	@ PHL	6-5 W		17,077	Payne	Meloche/Edw
59	2	May 1	@ PHL	7-0 L		17,077	Holmgren	Edwards
60	3	May 4	PHL	5-3 L		15,706	Barber	Meloche
61	4	May 6	PHL	3-2 L		15,650	Barber	Edwards
62	5	May 8	@ PHL	7-3 L		17,077	Dailey	Edw/Meloche
1981								
(Preliminary Round — Beat Boston 3-0)								
63	1	April 8	@ BOS	5-4 W	3:34	8,539	Payne	Meloche
64	2	April 9	@ BOS	9-6 W		9,069	Ciccarelli	Beaupre
65	3	April 11	BOS	6-3 W		15,784	Payne	Meloche
(Quarterfinals — Beat Buffalo 4-1)								
66	1	April 16	@ BUF	4-3 W	0:22	13,845	Payne	Meloche
67	2	April 17	@ BUF	5-2 W		14,883	Ciccarelli	Meloche
68	3	April 19	BUF	6-4 W		15,784	Brote	Meloche
69	4	April 20	BUF	5-4 L	16:32	15,784	Ramsay	Meloche
70	5	April 22	@ BUF	4-3 W		15,066	MacAdam	Beaupre
(Semifinals — Beat Calgary 4-2)								
71	1	April 28	@ CGY	4-1 W		7,226	Young	Meloche
72	2	April 30	@ CGY	3-2 L		7,266	Lavallee	Meloche
73	3	May 3	CGY	6-4 W		15,784	Christoff	Meloche
74	4	May 5	CGY	7-4 W		15,784	Ciccarelli	Beaupre
75	5	May 7	@ CGY	3-1 L		7,266	MacMillan	Meloche
76	6	May 9	CGY	5-3 W		15,784	Palmer	Meloche
(Stanley Cup Finals — Lost to NY Islanders 4-1)								
77	1	May 12	@ NYI	6-3 L		15,008	Carroll	Meloche
78	2	May 14	@ NYI	6-3 L		15,008	Potvin	Beaupre
79	3	May 17	NYI	7-5 L		15,784	Goring	Meloche
80	4	May 19	NYI	4-2 W		15,784	Payne	Beaupre
81	5	May 21	@ NYI	5-1 L		15,008	Merrick	Beaupre
1982								
(Division Semifinals — Lost to Chicago 3-1)								
82	1	April 7	CHI	3-2 L	3:34	15,597	Fox	Meloche
83	2	April 8	CHI	5-3 L		15,646	Savard	Beaupre
84	3	April 10	@ CHI	7-1 W		20,960	Ciccarelli	Meloche
85	4	April 11	@ CHI	5-2 L		14,367	Secord	Meloche
1983								
(Division Semifinals — Beat Toronto 3-1)								
86	1	April 6	TOR	5-4 W		15,184	Smith	Beaupre
87	2	April 7	TOR	5-4 W	5:03	15,204	Smith	Beaupre
88	3	April 9	@ TOR	6-3 L		16,382	Poddubny	Beaupre
89	4	April 10	@ TOR	5-4 W	8:05	16,382	Ciccarelli	Meloche
(Division Finals — Lost to Chicago 4-1)								
90	1	April 14	@ CHI	5-2 L		17,432	Fraser	Meloche
91	2	April 15	@ CHI	7-4 L		17,506	Lysiak	Beaupre
92	3	April 17	CHI	5-1 W		15,784	Ciccarelli	Meloche
93	4	April 18	CHI	4-3 L	10:34	15,445	Preston	Meloche
94	5	April 20	@ CHI	5-2 L		17,439	Paterson	Meloche
1984								
(Division Semifinals — Beat Chicago 3-2)								
95	1	April 4	CHI	3-1 L		14,366	Secord	Meloche
96	2	April 5	CHI	6-5 W		15,206	Broten	Meloche
97	3	April 7	@ CHI	4-1 W		17,371	Acton	Beaupre
98	4	April 8	@ CHI	4-3 L		16,478	Murray	Beaupre
99	5	April 10	CHI	4-1 W		15,784	Ferguson	Beaupre
(Division Finals — Beat St. Louis 4-3)								
100	1	April 12	STL	2-1 W		13,615	Ciccarelli	Beaupre
101	2	April 13	STL	4-3 L	16:16	15,598	Gilmour	Beaupre
102	3	April 15	@ STL	3-1 L		18,876	Wickenheiser	Beaupre
103	4	April 16	@ STL	3-2 W		17,023	McCarthy	Beaupre
104	5	April 18	STL	6-0 W		15,423	Payne	Beaupre
105	6	April 20	@ STL	4-0 L		16,411	Federko	Beaupre
106	7	April 22	STL	4-3 W	6:00	15,603	Payne	Beaupre
(Conference Finals — Lost to Edmonton 4-0)								
107	1	April 24	@ EDM	7-1 L		17,498	Gretzky	Beau/Mel
108	2	April 26	@ EDM	4-3 L		17,498	Gretzky	Beaupre
109	3	April 28	EDM	8-5 L		15,784	Linseman	Beaupre
110	4	May 1	EDM	3-1 L		15,507	Linseman	Meloche

PLAYOFF GAME-BY-GAME

YEAR	GAME	DATE	TEAM	SCORE	OT	ATTD.	GWG	GOALIE
1985 (Division Semifinals — Beat St. Louis 3-0)								
111	1	April 10	@ STL	3-2 W		10,833	Acton	Meloche
112	2	April 11	@ STL	4-3 W		11,725	Acton	Meloche
113	3	April 13	STL	2-0 W		13,723	McKegney	Meloche
(Division Finals — Lost to Chicago 4-2)								
114	1	April 18	@ CHI	8-5 W		17,389	Coulis	Meloche
115	2	April 21	@ CHI	6-2 L		17,592	Fraser	Meloche
116	3	April 23	CHI	5-3 L		14,203	Secord	Mel/Beau
117	4	April 25	CHI	7-6 L	21:57	14,681	Darryl Sutter	Beau/Mel
118	5	April 28	@ CHI	5-4 W	1:14	17,488	Maruk	Mel/Beau
119	6	April 30	CHI	6-5 L	15:41	15,097	Darryl Sutter	Beaupre
1986 (Division Semifinals — Lost to St. Louis 3-2)								
120	1	April 9	STL	2-1 L		13,427	Gilmour	Beaupre
121	2	April 10	STL	6-2 W		12,592	Graham	Beaupre
122	3	April 12	@ STL	4-3 L		13,652	Federko	Beaupre
123	4	April 13	@ STL	7-4 W		13,509	Graham	Beaupre
124	5	April 15	STL	6-3 L		15,953	Beers	Beaupre
1987 Did Not Qualify								
1988 Did Not Qualify								
1989 (Division Semifinals — Lost to St. Louis 4-1)								
125	1	April 5	@ STL	4-3 L	11:55	11,130	Hull	Casey
126	2	April 6	@ STL	4-3 L	5:30	11,644	Meagher	Takko
127	3	April 8	STL	5-3 L		11,273	Hull	Casey/Takko
128	4	April 9	STL	5-4 W		8,013	Barber	Casey
129	5	April 11	@ STL	6-1 L		14,854	Zezel	Casey
1990 (Division Semifinals — Lost to Chicago 4-3)								
130	1	April 4	@ CHI	2-1 W		17,427	Bellows	Casey
131	2	April 6	@ CHI	5-3 L		17,822	Roenick	Casey
132	3	April 8	CHI	2-1 L		15,196	Presley	Casey
133	4	April 10	CHI	4-0 W		12,879	Barber	Casey
134	5	April 12	@ CHI	5-1 L		18,237	Savard	Casey
135	6	April 14	CHI	5-3 W		15,196	Murphy	Casey
136	7	April 16	@ CHI	5-2 L		17,883	Roenick	Casey/Takko
1991 (Division Semifinals — Beat Chicago 4-2)								
137	1	April 4	@ CHI	4-3 W	4:14	18,102	Propp	Casey
138	2	April 6	@ CHI	5-2 L		18,190	Rychel	Casey/Hayw
139	3	April 8	CHI	6-5 L		12,753	Roenick	Casey/Hayw
140	4	April 10	CHI	3-1 W		14,343	Craig	Casey
141	5	April 12	@ CHI	6-0 W		17,641	Propp	Casey
142	6	April 14	CHI	3-1 W		15,274	Bellows	Casey
(Division Finals — Beat St. Louis 4-2)								
143	1	April 18	@ STL	2-1 W		16,911	Churla	Casey
144	2	April 20	@ STL	5-2 L		18,051	Oates	Casey
145	3	April 22	STL	5-1 W		14,341	Gavin	Casey
146	4	April 24	STL	8-4 W		15,326	Propp	Casey
147	5	April 26	@ STL	4-2 L		18,520	Quinn	Casey/Hayw
148	6	April 28	STL	3-2 W		15,274	Smith	Casey
(Conference Finals — Beat Edmonton 4-1)								
149	1	May 2	@ EDM	3-1 W		17,082	Gagner	Casey
150	2	May 4	@ EDM	7-2 L		17,503	Klima	Casey/Hayw
151	3	May 6	EDM	7-3 W		15,378	Smith	Casey
152	4	May 8	EDM	5-1 W		15,274	Modano	Casey
153	5	May 10	@ EDM	3-2 W		17,503	Smith	Casey
(Stanley Cup Finals — Lost to Pittsburgh 4-2)								
154	1	May 15	@ PIT	5-4 W		16,164	Smith	Casey
155	2	May 17	@ PIT	4-1 L		16,164	Stevens	Casey
156	3	May 19	PIT	3-1 W		15,378	Smith	Casey
157	4	May 21	PIT	5-3 L		15,378	Trottier	Casey
158	5	May 23	@ PIT	6-4 L		16,164	Francis	Casey/Hayw
159	6	May 25	PIT	8-0 L		15,378	Samuelsson	Casey/Hayw
1992 (Division Semifinals — Lost to Detroit 4-3)								
160	1	April 18	@ DET	4-3 W		19,875	Bellows	Casey
161	2	April 20	@ DET	4-2 W		19,688	B. Smith	Casey
162	3	April 22	DET	5-4 L	1:15	13,128	Racine	Casey
163	4	April 24	DET	5-4 W		15,434	Elik	Casey
164	5	April 26	@ DET	3-0 L		19,837	Yzerman	Casey
165	6	April 28	DET	1-0 L	16:13	13,177	Fedorov	Casey
166	7	April 30	@ DET	5-2 L		19,875	Gallant	Casey
1993 Did Not Qualify								
1994 (Conference Quarterfinals — Beat St. Louis 4-0)								
167	1	April 17	STL	5-3 W		16,914	Ledyard	Wakaluk
168	2	April 20	STL	4-2 W		16,914	Modano	Wakaluk
169	3	April 22	@ STL	5-4 W	8:34	17,029	Cavallini	Wakaluk
170	4	April 24	@ STL	2-1 W		16,259	Modano	Wakaluk

PLAYOFF GAME-BY-GAME

YEAR	GAME	DATE	TEAM	SCORE	OT	ATTD.	GWG	GOALIE
(Conference Semifinals — Lost to Vancouver 4-1)								
171	1	May 2	VAN	6-4L		16,914	Gelinas	Wakaluk
172	2	May 4	VAN	3-0L		16,914	Ronning	Moog
173	3	May 6	@ VAN	4-3W		16,150	N.Broten	Moog
174	4	May 8	@ VAN	2-1L	11:01	16,150	Momesso	Moog
175	5	May 10	@ VAN	4-2L		16,150	Craven	Moog
1995 (Conference Quarterfinals — Lost to Detroit 4-1)								
176	1	May 7	@ DET	4-3L		19,875	Kozlov	Moog
177	2	May 9	@ DET	4-1L		19,875	Lidstrom	Moog
178	3	May 11	DET	5-1L		16,214	Kozlov	Moog/Wak
179	4	May 14	DET	4-1W		16,004	K.Hatcher	Moog
180	5	May 15	@ DET	3-1L		19,875	Ciccarelli	Moog
1996 Did Not Qualify								
1997 (Conference Quarterfinals — Lost to Edmonton 4-3)								
181	1	April 16	EDM	5-3 W		16,418	Modano	Moog
182	2	April 18	EDM	4-0 L		16,924	Grier	Moog/Irbe
183	3	April 20	@ EDM	4-3 L	9:15	17,099	Buchberger	Moog
184	4	April 22	@ EDM	4-3 W		17,099	Langenbrunner	Moog
185	5	April 25	EDM	1-0 L	20:22	16,924	Smyth	Moog
186	6	April 27	@ EDM	3-2 W		17,099	Modano	Moog
187	7	April 29	EDM	4-3 L	12:26	16,924	Marchant	Moog
1998 (Conference Quarterfinals — Beat San Jose 4-2)								
188	1	April 22	SJ	4-1 W		16,928	Lind	Belfour
189	2	April 24	SJ	5-2 W		16,928	Verbeek	Belfour
190	3	April 26	@ SJ	4-1 L		17,483	Nolan	Belfour/Fern
191	4	April 28	@ SJ	0-1 L	6:31	17,483	Zyuzin	Belfour
192	5	April 30	SJ	3-2 W		16,928	Modano	Belfour
193	6	May 2	@ SJ	3-2 W	3:43	17,483	Keane	Belfour
(Conference Semifinals — Beat Edmonton 4-1)								
194	1	May 7	EDM	3-1 W		16,928	Zubov	Belfour
195	2	May 9	EDM	0-2 L		16,928	Weight	Belfour
196	3	May 11	@ EDM	1-0 W	13:07	17,099	Hogue	Belfour
197	4	May 13	@ EDM	3-1 W		17,099	Hogue	Belfour
198	5	May 16	EDM	2-1 W		16,928	Adams	Belfour
(Conference Finals — Lost to Detroit 4-2)								
199	1	May 24	DET	0-2 L		16,928	Kozlov	Belfour
200	2	May 26	DET	3-1 W		16,928	Adams	Belfour
201	3	May 29	@ DET	3-5 L		19,983	Macoun	Belfour
202	4	May 31	@ DET	2-3 L		19,983	Kozlov	Belfour
203	5	June 3	DET	3-2 W	0:46	16,928	Langenbrunner	Belfour
204	6	June 5	@ DET	0-2 L		19,983	Murphy	Belfour
1999 (Conference Quarterfinals — Beat Edmonton 4-0)								
205	1	April 21	EDM	2-1 W		17,001	Carboneau	Belfour
206	2	April 23	EDM	3-2 W		17,001	Langenbrunner	Belfour
207	3	April 25	@ EDM	3-2 W		17,100	Nieuwendyk	Belfour
208	4	April 27	@ EDM	3-2 W	57:34	17,100	Nieuwendyk	Belfour
(Conference Semifinals — Beat St. Louis 4-2)								
209	1	May 6	STL	3-0 W		17,001	Verbeek	Belfour
210	2	May 8	STL	5-4 W	8:22	17,001	Nieuwendyk	Belfour
211	3	May 10	@ STL	2-3 L	2:43	19,826	Demitra	Belfour
212	4	May 12	@ STL	2-3 L	5:52	20,341	Turgeon	Belfour
213	5	May 15	STL	3-1 W		17,001	Langenbrunner	Belfour
214	6	May 17	@ STL	2-1 W	2:21	20,355	Modano	Belfour
(Conference Finals — Beat Colorado 4-3)								
215	1	May 22	COL	1-2 L		17,001	Kamensky	Belfour
216	2	May 24	COL	4-2 W		17,001	Nieuwendyk	Belfour
217	3	May 26	@ COL	3-0 W		16,061	Nieuwendyk	Belfour
218	4	May 28	@ COL	2-3 L	19:29	16,061	Drury	Belfour
219	5	May 30	COL	5-7 L		17,001	Drury	Belfour
220	6	June 1	@ COL	4-1 W		16,061	Langenbrunner	Belfour
221	7	June 4	COL	4-1 W		17,001	Keane	Belfour
(Stanley Cup Finals — Beat Buffalo 4-2) WON STANLEY CUP								
222	1	June 8	BUF	2-3 L	15:30	17,001	Woolley	Belfour
223	2	June 10	BUF	4-2 W		17,001	Hull	Belfour
224	3	June 12	@ BUF	2-1 W		18,595	Nieuwendyk	Belfour
225	4	June 15	@ BUF	1-2 L		18,595	Ward	Belfour
226	5	June 17	BUF	2-0 W		17,001	Sydor	Belfour
227	6	June 19	@ BUF	2-1 W	54:51	18,595	Hull	Belfour
2000 (Conference Quarterfinals — Beat Edmonton 4-1)								
228	1	April 12	EDM	2-1 W		17,001	Lyashenko	Belfour
229	2	April 13	EDM	3-0 W		17,001	Muller	Belfour
230	3	April 16	@ EDM	2-5 L		17,100	Weight	Belfour
231	4	April 18	@ EDM	4-3 W		17,100	Carboneau	Belfour
232	5	April 21	EDM	3-2 W		17,001	Hull	Belfour

PLAYOFF GAME-BY-GAME

YEAR	GAME	DATE	TEAM	SCORE	OT	ATTD.	GWG	GOALIE
(Conference Semifinals — Beat San Jose 4-1)								
233	1	April 28	SJ	4-0 W		17,001	Gavey	Belfour
234	2	April 30	SJ	1-0 W		17,001	Modano	Belfour
235	3	May 2	@ SJ	1-2 L		17,483	Nolan	Belfour
236	4	May 5	@ SJ	5-4 W		17,483	Nieuwendyk	Belfour
237	5	May 7	SJ	4-1 W		17,001	Thornton	Belfour
(Conference Finals — Beat Colorado 4-3)								
238	1	May 13	COL	0-2 L		17,001	Hejduk	Belfour
239	2	May 15	COL	3-2 W		17,001	Hull	Belfour
240	3	May 19	@ COL	0-2 L		18,007	Poedin	Belfour
241	4	May 21	@ COL	4-1 W		18,007	Hull	Belfour
242	5	May 23	COL	3-2 W	12:10	17,001	Nieuwendyk	Belfour
243	6	May 25	@ COL	1-2 L		18,007	Drury	Belfour
244	7	May 27	COL	3-2 W		17,001	Lyashenko	Belfour
(Stanley Cup Finals — Lost to New Jersey 4-2)								
245	1	May 30	@ NJ	3-7 L		19,040	Stevens	Belfour/Fern.
246	2	June 1	@ NJ	2-1 W		19,040	Hull	Belfour
247	3	June 3	NJ	1-2 L		17,001	Sykora	Belfour
248	4	June 5	NJ	1-3 L		17,001	Madden	Belfour
249	5	June 8	@ NJ	1-0 W	46:21	19,040	Modano	Belfour
250	6	June 10	NJ	1-2 L	28:20	17,001	Arnott	Belfour
2001 (Conference Quarterfinals — Beat Edmonton 4-2)								
251	1	April 11	EDM	2-1 W	2:08	17,001	Langenbrunner	Belfour
252	2	April 14	EDM	3-4 L		17,001	Carter	Belfour
253	3	April 15	@ EDM	3-2 W	19:48	17,100	Hogue	Belfour
254	4	April 17	@ EDM	1-2 L	17:19	17,100	Comrie	Belfour
255	5	April 19	EDM	4-3 W	8:01	17,001	Muller	Belfour
256	6	April 21	@ EDM	3-1 W		17,100	Nieuwendyk	Belfour
(Conference Semifinals — Lost to St. Louis 4-0)								
257	1	April 27	STL	2-4 L		17,001	Reasoner	Belfour
258	2	April 29	STL	1-2 L		17,001	Young	Belfour
259	3	May 1	@ STL	2-3 L	29:26	19,967	Stillman	Belfour
260	4	May 3	@ STL	1-4 L		19,967	Tkachuk	Belfour
2002 Did Not Qualify								
2003 (Conference Quarterfinals — Beat Edmonton 4-2)								
261	1	April 9	EDM	1-2 L		18,532	Horcoff	Turco
262	2	April 11	EDM	6-1 W		18,532	Young	Turco
263	3	April 13	@ EDM	2-3 L		16,839	Dvorak	Turco
264	4	April 15	@ EDM	3-1 W		16,839	Barnes	Turco
265	5	April 17	EDM	5-2 W		18,532	Modano	Turco
266	6	April 19	@ EDM	3-2 W		16,839	Modano	Turco
(Conference Semifinals — Lost to Anaheim 4-2)								
267	1	April 24	ANA	3-4 L	80:48	18,532	Sykora	Turco
268	2	April 26	ANA	2-3 L	1:44	18,532	Leclerc	Turco
269	3	April 28	@ ANA	2-1 W		17,174	Lehtinen	Turco
270	4	April 30	@ ANA	0-1 L		17,174	Leclerc	Turco
271	5	May 3	ANA	4-1 W		18,532	Barnes	Turco
272	6	May 5	@ ANA	3-4 L		17,174	Ozolinsh	Turco
2004 (Conference Quarterfinals — Lost to Colorado 4-1)								
273	1	April 7	@ COL	1-3 L		18,007	Tanguay	Turco
274	2	April 9	@ COL	2-5 L		18,007	Forsberg	Turco
275	3	April 12	COL	4-3 W	2:11	18,532	Ott	Turco
276	4	April 14	COL	2-3 L	25:18	18,532	Svatos	Turco
277	5	April 17	@ COL	1-5 L		18,007	Konowalchuk	Turco
2006 (Conference Quarterfinals — Lost to Colorado 4-1)								
278	1	April 22	COL	2-5 L		18,532	Blake	Turco
279	2	April 24	COL	4-5 L	4:36	18,532	Sakic	Turco
280	3	April 26	@ COL	3-4 L	1:09	18,007	Tanguay	Turco
281	4	April 28	@ COL	4-1 W		18,007	Hagman	Turco
282	5	April 30	COL	2-3 L	13:55	18,532	Brunette	Turco
2007 (Conference Quarterfinals — Lost to Vancouver 4-3)								
283	1	April 11	@ VAN	4-5 L	78:06	18,630	H. Sedin	Turco
284	2	April 13	@ VAN	2-0 W		18,630	Halpern	Turco
285	3	April 15	VAN	1-2 L	7:47	18,532	Pyatt	Turco
286	4	April 17	VAN	1-2 L		18,532	Linden	Turco
287	5	April 19	@ VAN	1-0 W	6:22	18,630	Morrow	Turco
288	6	April 21	VAN	2-0 W		18,600	Modano	Turco
289	7	April 23	@ VAN	1-4 L		18,630	Linden	Turco
2008 (Conference Quarterfinals — Beat Anaheim 4-2)								
290	1	April 10	@ ANA	4-0 W		17,191	Ott	Turco
291	2	April 12	@ ANA	5-2 W		17,181	Modano	Turco
292	3	April 15	ANA	2-4 L		18,532	Pronger	Turco
293	4	April 17	ANA	3-1 W		18,532	Barnes	Turco
294	5	April 18	@ ANA	2-5 L		17,199	Selanne	Turco
295	6	April 20	ANA	4-1 W		18,532	Barnes	Turco

PLAYOFF GAME-BY-GAME

YEAR	GAME	DATE	TEAM	SCORE	OT	ATTD.	GWG	GOALIE
(Conference Semifinals — Beat San Jose 4-2)								
296	1	April 25	@ SJ	3-2 W	4:39	17,496	Morrow	Turco
297	2	April 27	@ SJ	5-2 W		17,496	Modano	Turco
298	3	April 29	SJ	2-1 W	4:37	18,532	Norstrom	Turco
299	4	April 30	SJ	1-2 L		18,584	Michalek	Turco
300	5	May 2	@ SJ	2-3 L	1:05	17,496	Pavelski	Turco
301	6	May 4	SJ	2-1 W	69:03	18,532	Morrow	Turco
(Conference Finals — Lost to Detroit 4-2)								
302	1	May 8	@ DET	1-4 L		20,066	Franzen	Turco
303	2	May 10	@ DET	1-2 L		20,066	Zetterberg	Turco
304	3	May 12	DET	2-5 L		18,532	Hudler	Turco
305	4	May 14	DET	3-1 W		18,532	Modano	Turco
306	5	May 17	@ DET	2-1 W		20,066	Lundqvist	Turco
307	6	May 19	DET	1-4 L		18,584	Datsyuk	Turco
2009	Did Not Qualify							
2010	Did Not Qualify							
2011	Did Not Qualify							
2012	Did Not Qualify							
2013	Did Not Qualify							

PLAYOFF OVERTIME

#	DATE	OPPONENT	RESULT	OT TIME	SCORER	GOALIE
1	April 16, 1968	vs. LAK	4-3 W	9:11	Milan Macetta	Maniago
2	April 22, 1968	vs. STL	3-2 W	3:41	Parker MacDonald	Maniago
3	April 27, 1968	@ STL	3-4 L	1:32	Gary Sabourin	Maniago
4	April 29, 1968	@ STL	2-3 L	17:27	Bill McCreary	Maniago
5	May 3, 1968	@ STL	1-2 L	22:50	Ron Shock	Maniago
6	April 6, 1972	vs. STL	6-5 W	1:36	Bill Goldsworthy	Maniago
7	April 16, 1972	vs. STL	1-2 L	10:07	Kevin O'Shea	Maniago
8	April 10, 1973	@ PHI	2-3 L	8:35	Gary Dornhoefer	Maniago
9	April 11, 1980	@ TOR	4-3 W	0:32	Al MacAdam	Edwards/Meloche
10	April 8, 1981	@ BOS	5-4 W	3:34	Steve Payne	Meloche
11	April 16, 1981	@ BUF	4-3 W	0:22	Steve Payne	Meloche
12	April 20, 1981	vs. BUF	4-5 L	16:32	Craig Ramsay	Meloche
13	April 7, 1982	vs. CHI	2-3 L	3:34	Greg Fox	Meloche
14	April 7, 1983	vs. TOR	5-4 W	5:03	Bobby Smith	Beaupre
15	April 10, 1983	@ TOR	5-4 W	8:05	Dino Ciccarelli	Meloche
16	April 18, 1983	vs. CHI	3-4 L	10:34	Rich Preston	Meloche
17	April 13, 1984	vs. STL	3-4 L	16:16	Doug Gilmour	Beaupre
18	April 22, 1984	vs. STL	4-3 W	6:00	Steve Payne	Beaupre
19	April 25, 1985	vs. CHI	6-7 L	21:57	Darryl Sutter	Beaupre/Meloche
20	April 28, 1985	@ CHI	5-4 W	1:14	Dennis Maruk	Beaupre
21	April 30, 1985	vs. CHI	5-6 L	15:41	Darryl Sutter	Beaupre
22	April 5, 1989	@ STL	3-4 L	11:55	Brett Hull	Casey
23	April 6, 1989	@ STL	3-4 L	5:30	Rick Meagher	Takko
24	April 4, 1991	@ CHI	4-3 W	4:14	Brian Propp	Casey
25	April 22, 1992	vs. DET	4-5 L	1:15	Ybes Racine	Casey
26	April 28, 1992	vs. DET	0-1 L	16:13	Sergei Fedorov	Casey
27	April 22, 1994	@ STL	5-4 W	8:34	Paul Cavallini	Wakaluk
28	May 8, 1994	@ VAN	1-2 L	11:01	Sergio Momesso	Moog
29	April 20, 1997	@ EDM	3-4 L	9:15	Kelly Buchberger	Moog
30	April 25, 1997	vs. EDM	0-1 L	20:22	Ryan Smyth	Moog
31	April 29, 1997	vs. EDM	3-4 L	12:26	Todd Marchant	Moog
32	April 28, 1998	@ SJS	0-1 L	6:31	Andrei Zyuzin	Belfour
33	May 2, 1998	@ SJS	3-2 W	3:43	Mike Keane	Belfour
34	May 11, 1998	@ EDM	1-0 W	13:07	Benoit Hogue	Belfour
35	June 3, 1998	vs. DET	3-2 W	0:46	J. Langenbrunner	Belfour
36	April 27, 1999	@ EDM	3-2 W	57:34	Joe Nieuwendyk	Belfour
37	May 8, 1999	vs. STL	5-4 W	8:22	Joe Nieuwendyk	Belfour
38	May 10, 1999	@ STL	2-3 L	2:43	Pavol Demitra	Belfour
39	May 12, 1999	@ STL	2-3 L	5:52	Pierre Turgeon	Belfour
40	May 17, 1999	@ STL	2-1 W	2:21	Mike Modano	Belfour
41	May 28, 1999	@ COL	2-3 L	19:29	Chris Drury	Belfour
42	June 8, 1999	BUF	2-3 L	15:30	Jason Woolley	Belfour
43	June 19, 1999	@ BUF	2-1 W	54:51	Brett Hull	Belfour
44	May 23, 2000	vs. COL	3-2 W	12:10	Joe Nieuwendyk	Belfour
45	June 8, 2000	@ NJD	1-0 W	46:21	Mike Modano	Belfour
46	June 10, 2000	vs. NJD	1-2 L	28:20	Jason Arnott	Belfour
47	April 11, 2001	vs. EDM	2-1 W	2:08	J. Langenbrunner	Belfour
48	April 15, 2001	@ EDM	3-2 W	19:48	Benoit Hogue	Belfour
49	April 17, 2001	@ EDM	1-2 L	17:19	Mike Comrie	Belfour
50	April 19, 2001	vs. EDM	4-3 W	8:01	Kirk Muller	Belfour
51	May 1, 2001	@ STL	2-3 L	29:26	Cory Stillman	Belfour
52	April 24, 2003	vs. ANA	3-4 L	80:48	Petr Sykora	Turco
53	April 26, 2003	vs. ANA	2-3 L	1:44	Mike Leclerc	Turco
54	April 12, 2004	vs. COL	4-3 W	2:11	Steve Ott	Turco
55	April 14, 2004	vs. COL	2-3 L	25:18	Marek Svatos	Turco
56	April 24, 2006	vs. COL	4-5 L	4:36	Joe Sakic	Turco
57	April 26, 2006	@ COL	3-4 L	1:09	Alex Tanguay	Turco
58	April 30, 2006	vs. COL	2-3 L	13:55	Andrew Brunette	Turco
59	April 11, 2007	@ VAN	4-5 L	78:06	Henrik Sedin	Turco
60	April 15, 2007	vs. VAN	1-2 L	7:47	Taylor Pyatt	Turco
61	April 19, 2007	@ VAN	1-0 W	6:22	Brenden Morrow	Turco
62	April 25, 2008	@ SJS	3-2 W	4:39	Brenden Morrow	Turco
63	April 29, 2008	vs. SJS	2-1 W	4:37	Mattias Norstrom	Turco
64	May 2, 2008	@ SJS	2-3 L	1:05	Joe Pavelski	Turco
65	May 4, 2008	vs. SJS	2-1 W	69:03	Brenden Morrow	Turco

PLAYOFF OVERTIME OPPONENTS

TEAM	RECORD	HOME	ROAD
Anaheim	0-2	0-2	-
Boston	1-0	-	1-0
Buffalo	2-2	0-2	2-0
Chicago	2-4	0-4	2-0
Colorado	2-5	2-3	0-2
Detroit	1-2	1-2	-
Edmonton	5-4	2-2	3-2
Los Angeles	1-0	1-0	-
New Jersey	1-1	0-1	1-0
Philadelphia	0-1	0-1	-
San Jose	4-2	2-0	2-2
St. Louis	6-10	4-2	2-8
Toronto	3-0	1-0	2-0
Vancouver	1-3	0-1	1-2

PLAYOFF HAT TRICKS AND PENALTY SHOTS

HAT TRICKS FOR

DATE	PLAYER	SCORE	GOALTENDER
April 5, 1989	Bob Brooke	MIN 3 @ STL 4	Greg Millen
April 10, 1982	Dino Ciccarelli	CHI 1 vs. MIN 7	Murray Bannerman
May 5, 1981	Dino Ciccarelli	CGY 4 vs. MIN 7	Reggie Lemelin
April 8, 1981	Steve Payne	MIN 5 @ BOS 4	Rogie Vachon

HAT TRICKS AGAINST

DATE	PLAYER	SCORE	GOALTENDER
April 18, 2000	Bill Guerin	DAL 4 @ EDM 3	Ed Belfour
April 16, 2000	Doug Weight	DAL 2 @ EDM 5	Ed Belfour
May 11, 1995	Dino Ciccarelli	DET 5 vs. DAL 1	Moog (2)/Wakaluk (1)
April 24, 1992	Ray Sheppard	DET 4 vs. MIN 5	Jon Casey
May 4, 1991	Petr Klima	MIN 2 @ EDM 7	Jon Casey
April 11, 1989	Peter Zézel	MIN 1 @ STL 6	Casey (2)/Takko (1)
April 15, 1986	Greg Paslawski	STL 6 vs. MIN 3	Don Beaupre
May 17, 1981	Butch Goring	NYI 7 vs. MIN 5	Gilles Meloche
May 4, 1980	Bill Barber (4 G)	PHI 5 vs. MIN 3	Gilles Meloche
April 22, 1980	Steve Shutt	MIN 2 @ MTL 6	Gilles Meloche
April 7, 1977	Jim Lorentz	BUF 7 vs. MIN 1	LoPresti (2)/Smith (1)
April 6, 1972	Frank Marselle	STL 5 vs. MIN 6	Cesare Maniago
April 20, 1971	Jacques Lemaire	MIN 2 @ MTL 7	Gump Worsley

PENALTY SHOTS FOR

DATE	PLAYER	SCORE	GOALTENDER	SCORE?
April 29, 2008	Niklas Hagman	SJS 1 vs. DAL 2	Evgeni Nabokov	NO
April 6, 1991	Basil McRae	MIN 2 @ CHI 5	Ed Belfour	YES
April 8, 1989	Neal Broten	STL 5 vs. MIN 3	Greg Millen	YES
April 9, 1968	Wayne Connelly	LAK 5 vs. MIN 7	Terry Sawchuk	YES

PENALTY SHOTS AGAINST

DATE	PLAYER	SCORE	GOALTENDER	SCORE?
April 28, 1984	Wayne Gretzky	EDM 8 vs. MIN 5	Don Beaupre	YES
April 9, 1981	Peter McNab	MIN 5 @ BOS 4	Don Beaupre	NO
April 27, 1968	Jim Roberts	MIN 3 @ STL 4	Cesare Maniago	NO

PLAYOFF SHUTOUTS

PLAYOFF SHUTOUTS FOR

DATE	SCORE	GOALTENDER
April 10, 2008	DAL 4 @ ANA 0	Marty Turco
April 21, 2007	VAN 0 vs. DAL 2	Marty Turco
April 19, 2007	DAL 1 @ VAN 0	Marty Turco
April 13, 2007	DAL 2 @ VAN 0	Marty Turco
June 8, 2000	DAL 1 @ NJD 0	Ed Belfour
April 30, 2000	SJS 0 vs. DAL 1	Ed Belfour
April 28, 2000	SJS 0 vs. DAL 4	Ed Belfour
April 13, 2000	EDM 0 vs. DAL 3	Ed Belfour
June 17, 1999	BUF 0 vs. DAL 2	Ed Belfour
May 26, 1999	DAL 3 @ COL	Ed Belfour
May 6, 1999	STL 0 vs. DAL 3	Ed Belfour
May 11, 1998	DAL 1 @ EDM 0	Ed Belfour
April 12, 1991	MIN 6 @ STL 0	Jon Casey
April 13, 1985	STL 0 vs. MIN	Gilles Meloche
April 18, 1984	STL 0 vs. MIN	Don Beaupre
April 16, 1980	MIN 3 @ MTL 0	Gilles Meloche
April 7, 1973	PHI 0 vs. MIN 5	Cesare Maniago
April 4, 1973	MIN 3 @ PHI 0	Cesare Maniago
April 5, 1972	STL 0 vs. MIN 3	Gump Worsley
April 12, 1970	STL 0 vs. MIN 4	Cesare Maniago

PLAYOFF SHUTOUTS AGAINST

DATE	SCORE	GOALTENDER
April 30, 2003	DAL 0 @ ANA 1	J.S. Giguere
May 19, 2000	DAL 0 @ COL 2	Patrick Roy
May 13, 2000	COL 2 vs. DAL 0	Patrick Roy
June 5, 1998	DAL 0 @ DET 2	Chris Osgood
May 24, 1998	DET 2 vs. DAL 0	Chris Osgood
May 9, 1998	EDM 2 vs. DAL 0	Curtis Joseph
April 28, 1998	DAL 0 @ SJS 1	Mike Vernon
April 25, 1997	EDM 1 vs. DAL 0	Curtis Joseph
April 18, 1997	EDM 4 vs. DAL 0	Curtis Joseph
May 4, 1994	VAN 3 vs. DAL 0	Kirk McLean
April 28, 1992	DET 1 vs. MIN 0	Tim Cheveldae
April 26, 1992	MIN 0 @ DET 3	Tim Cheveldae
May 25, 1991	PIT 8 vs. MIN 0	Tom Barrasso
April 20, 1984	MIN 0 @ STL 4	Mike Liut
May 1, 1980	MIN 0 @ PHI 7	Phil Myre
April 19, 1980	MTL 5 vs. MIN 0	Michel Larocque
April 10, 1971	STL 3 vs. MIN 0	Ernie Wakely
April 6, 1968	MIN 0 @ LAK 2	Terry Sawchuk

ALL-TIME PLAYOFF ROSTER

PLAYER	FROM	TO	GP	G	A	PTS	+/-	PIM	PPG	SHG	GWG	OTG
Keith Acton	1983-1984	1985-1986	29	8	14	22		24	2	0	3	
Greg Adams	1994-1995	1997-1998	20	4	3	7	7	0	0	0	2	0
Chris Ahrens	1972-1973	1972-1973	1	0	0	0		0	0	0	0	
Kent-Erik Andersson	1979-1980	1981-1982	36	4	10	14		4	0	0	1	
Dave Archibald	1988-1989	1988-1989	5	0	1	1	-5	0	0	0	0	0
Jason Arnett	2002-2003	2005-2006	21	4	6	10	-4	12	2	0	0	0
Brent Ashton	1983-1984	1983-1984	12	1	2	3		22	0	0	0	0
Warren Babe	1988-1989	1988-1989	2	0	0	0	-1	0	0	0	0	0
Dave Balon	1967-1968	1967-1968	14	1	4	13		14	1	0	1	
Don Barber	1988-1989	1989-1990	11	4	4	8	-1	10	2	0	2	0
Krystofer Barch	2007-2008	2007-2008	3	0	0	0	0	2	0	0	0	0
Bob Barlow	1969-1970	1969-1970	6	2	2	4		6	1	0	0	0
Stu Barnes	2002-2003	2007-2008	38	6	8	14	-4	6	1	1	4	0
Dave Barr	1993-1994	1993-1994	3	0	1	1	1	4	0	0	0	0
Frederick Barrett	1972-1973	1982-1983	44	0	2	2		60	0	0	0	0
Bob Bassen	1996-1997	1997-1998	24	4	1	5	0	16	0	0	0	0
Brian Bellows	1982-1983	1991-1992	81	34	49	83		111	18	2	3	0
Perry Berezan	1988-1989	1990-1991	11	2	2	4	-3	4	0	0	0	0
Bo Berglund	1984-1985	1984-1985	2	0	0	0		2	0	0	0	0
Brad Berry	1991-1992	1991-1992	2	0	0	0	1	2	0	0	0	0
Barry Bjurstad	1985-1986	1985-1986	5	0	1	1		0	0	0	0	0
Leo Boivin	1969-1970	1969-1970	3	0	0	0		0	0	0	0	0
Philippe Boucher	2002-2003	2007-2008	31	2	4	6	-5	29	0	0	0	0
Tyler Bouck	2000-2001	2000-2001	1	0	0	0	0	0	0	0	0	0
Andre Boudrias	1967-1968	1967-1968	14	3	6	9		8	0	0	1	
Zac Boyer	1994-1995	1994-1995	2	0	0	0	0	0	0	0	0	0
Bob Brooke	1988-1989	1988-1989	5	0	3	3	-1	2	0	0	0	0
Aaron Broten	1989-1990	1989-1990	7	0	5	5	-2	8	0	0	0	0
Neal Broten	1980-1981	1996-1997	115	28	51	79		71	8	2	3	0
Paul Broten	1993-1994	1994-1995	14	2	3	5	-2	4	0	0	0	0
Valeri Bure	2003-2004	2003-2004	5	0	3	3	-1	0	0	0	0	0
Marc Bureau	1990-1991	1991-1992	28	3	2	5	-7	34	0	0	1	0
Charlie Burns	1979-1980	1979-1980	31	5	4	9		6	0	0	0	0
Terry Caffery	1970-1971	1970-1971	1	0	0	0		0	0	0	0	0
Craig Cameron	1971-1972	1971-1972	5	0	1	1		2	0	0	0	0
Guy Carbonneau	1996-1997	1999-2000	63	7	10	17	-1	30	0	1	2	0
Jack Carlson	1980-1981	1981-1982	16	1	2	3		65	0	0	0	0
Paul Cavallini	1993-1994	1994-1995	14	1	10	11	-2	10	1	0	1	1
Shawn Chambers	1998-1999	1998-1999	64	2	15	17	-8	64	0	0	0	0
Daniel Chicoline	1979-1980	1979-1980	1	0	0	0		0	0	0	0	0
Steve Christoff	1979-1980	1981-1982	34	16	12	28		25	7	0	1	0
Shane Churla	1989-1990	1994-1995	43	3	4	7	-1	189	1	0	1	0
Dino Ciccarelli	1980-1981	1985-1986	62	28	23	51		79	10	0	7	0
Bill Collins	1967-1968	1969-1970	16	2	5	7		12	0	0	1	1
Wayne Connelly	1967-1968	1967-1968	14	8	3	11		2	3	0	0	0
Chris Conner	2007-2008	2007-2008	1	0	0	0	-1	0	0	0	0	0
Shayne Corson	2003-2004	2003-2004	5	0	1	1	-5	12	0	0	0	0
Sylvain Cote	1999-2000	1999-2000	23	2	1	3	0	8	2	0	0	0
Timothy Coulis	1984-1985	1984-1985	3	1	0	1		0	0	0	1	0
Russ Courtinall	1993-1994	1993-1994	9	1	8	9	-3	0	0	0	0	0
Michael Craig	1990-1991	1990-1991	18	2	1	3	-3	29	1	0	1	0
B.J. Crombeen	2007-2008	2007-2008	5	0	0	0	0	0	0	0	0	0
Ray Cullen	1967-1968	1969-1970	20	3	10	13		2	1	0	0	0
Ulf Dahlen	1989-1990	2002-2003	40	4	16	20	-9	8	1	0	0	0
Christopher Dahlquist	1990-1991	1991-1992	30	1	6	7	-1	26	0	0	0	0
Trevor Daley	2003-2004	2007-2008	29	2	0	2	-6	24	0	0	0	0
Larry Depalma	1988-1989	1988-1989	2	0	0	0		6	0	0	0	0
Rob DiMaio	2002-2003	2003-2004	17	1	5	6	0	12	0	0	0	0
Ted Donato	2000-2001	2000-2001	8	0	1	1	0	0	0	0	0	0
Mike Donnelly	1994-1995	1994-1995	5	0	1	1	0	6	0	0	0	0
Jody Douglas	1982-1983	1982-1983	5	0	0	0		2	0	0	0	0
June Drouin	1970-1971	1972-1973	25	10	14	24		16	2	0	0	0
Gaetan Duchesne	1989-1990	1991-1992	37	3	6	6	2	46	0	0	1	0
Michael Eaves	1979-1980	1982-1983	24	2	5	7		4	0	0	0	0
Per-Erik Eklund	1993-1994	1993-1994	9	0	3	3	-2	4	0	0	0	0
Todd Elik	1991-1992	1991-1992	5	1	1	2	-1	2	0	0	1	0
Jerry Engele	1976-1977	1976-1977	2	0	1	1		8	0	0	0	0
Loui Eriksson	2006-2007	2007-2008	22	4	5	9	1	8	1	0	0	0
Roland Eriksson	1976-1977	1976-1977	2	1	0	0		0	0	0	0	0
Dean Evason	1993-1994	1994-1995	14	1	4	5	2	24	0	1	0	0
Bill Fairbairn	1976-1977	1976-1977	2	0	1	1		0	0	0	0	0
George Ferguson	1982-1983	1983-1984	22	2	3	5		6	0	0	1	0
Mark Fistic	2007-2008	2007-2008	9	0	0	0	-1	6	0	0	0	0
Sandy Fitzpatrick	1967-1968	1967-1968	12	0	0	0		0	0	0	0	0
Robert Flockhart	1979-1980	1979-1980	1	0	0	0		2	0	0	0	0
Ron Friest	1981-1982	1982-1983	6	1	0	1		2	0	0	0	0
Dave Gagner	1989-1990	1994-1995	51	22	24	46	-13	58	13	1	1	0
Mike Gartner	1988-1989	1988-1989	5	0	0	0	-4	6	0	0	0	0
Aaron Gavey	1999-2000	1999-2000	13	1	2	3	1	10	0	0	1	0
Robert Gavin	1988-1989	1991-1992	40	6	13	19	4	46	0	0	1	0
Barry Gibbs	1969-1970	1972-1973	30	5	4	9		63	2	0	0	0
Brent Gilchrist	1993-1994	1996-1997	20	5	4	9	-4	6	1	0	0	0
Curt Giles	1979-1980	1990-1991	92	5	15	20		110	3	0	0	0
Brian Glynn	1990-1991	1990-1991	23	2	6	8	-8	20	2	0	0	0
Bill Goldsworthy	1967-1968	1972-1973	40	18	19	37		30	5	0	4	0
Steve Gotaas	1988-1989	1988-1989	3	0	1	1	1	5	0	0	0	0
Dirk Graham	1983-1984	1985-1986	15	3	5	11		11	0	0	0	0
Daniel Grant	1969-1970	1972-1973	31	10	9	19		12	3	0	1	1
Nicklas Grossmann	2007-2008	2007-2008	18	1	1	2	3	6	0	0	0	0
Bill Guerin	2002-2003	2005-2006	14	3	2	5	-4	8	1	0	0	0
Marc Habscheid	1985-1986	1988-1989	7	1	3	4		13	0	0	0	0
Niklas Hagman	2005-2006	2007-2008	30	4	6	7	1	28	0	0	0	0
Anders Hakansson	1991-1992	1991-1992	3	0	0	0		2	0	0	0	0
Mats Hallin	1985-1986	1985-1986	1	0	0	0		0	0	0	0	0
Jeff Halpern	2006-2007	2006-2007	7	2	1	3	-1	4	0	0	1	0
Ted Hampson	1970-1971	1971-1972	18	3	4	7		0	1	0	0	0
Ted Harris	1970-1971	1972-1973	24	0	6	6		68	0	0	0	0

ALL-TIME PLAYOFF ROSTER

PLAYER	FROM	TO	GP	G	A	PTS	+/-	PIM	PPG	SHG	GWG	OTG
Craig Hartsburg	1979-1980	1985-1986	61	15	27	42		70	10	0	0	
Buster Harvey	1970-1971	1972-1973	14	0	2	2		8	0	0	0	
Todd Harvey	1994-1995	1996-1997	12	0	1	1	-3	18	0	0	0	0
Derian Hatcher	1991-1992	2002-2003	100	6	21	27	0	183	2	0	0	0
Kevin Hatcher	1994-1995	1994-1995	5	2	1	3	-4	2	1	0	1	0
Sami Helenius	2000-2001	2000-2001	1	0	0	0	0	0	0	0	0	0
Dennis Hextall	1971-1972	1972-1973	13	2	2	4		35	0	0	2	
Ernest Hicke	1976-1977	1976-1977	2	1	0	1		0	0	0	0	
Douglas Hicks	1976-1977	1976-1977	2	0	0	0		0	0	0	0	
Thomas Hirsch	1983-1984	1983-1984	12	0	0	0		6	0	0	0	
Bill Hogaboam	1976-1977	1976-1977	2	0	0	0		0	0	0	0	
Benoit Hogue	1996-1997	2000-2001	45	7	6	13	-6	44	2	0	3	2
Terry Holbrook	1972-1973	1972-1973	6	0	0	0		0	0	0	0	
Paul Holmgren	1983-1984	1984-1985	15	0	0	1		14	0	0	0	
Ed Hospodar	1985-1986	1985-1986	2	0	0	0		2	0	0	0	
Anthony Hrkac	1998-1999	1998-1999	5	0	2	2	3	4	0	0	0	0
Brett Hull	1998-1999	2000-2001	55	21	25	46	5	14	7	0	6	1
Don Jackson	1979-1980	1979-1980	1	0	0	0		0	0	0	0	
Steven Jensen	1976-1977	1976-1977	2	0	1	1		0	0	0	0	
James Johnson	1990-1991	1991-1992	21	1	4	5	6	70	0	0	0	
Mark Johnson	1981-1982	1981-1982	4	2	0	2		0	1	0	0	
Marshall Johnston	1969-1970	1969-1970	6	0	0	0		2	0	0	0	
Jussi Jokinen	2005-2006	2006-2007	9	2	2	4	0	0	1	0	0	0
Niko Kapanen	2002-2003	2005-2006	18	5	4	9	2	22	0	1	0	0
Mike Keane	1997-1998	2000-2001	73	14	12	26	8	24	0	2	2	1
Dan Kezemer	1997-1998	1997-1998	2	0	0	0	0	2	0	0	0	
Mike Kennedy	1994-1995	1994-1995	5	0	0	0	-1	9	0	0	0	
Trent Klatt	1991-1992	1994-1995	20	3	1	4	-5	6	2	0	0	0
Jon Klemm	2005-2006	2006-2007	6	1	0	1	-1	2	0	0	0	0
Gord Labossiere	1970-1971	1970-1971	3	0	0	0		4	0	0	0	
Michael Lalor	1993-1994	1994-1995	8	0	0	0		2	8	0	0	0
J. Langenbrunner	1996-1997	2000-2001	69	15	21	36	4	68	5	0	6	2
David Langevin	1995-1996	1995-1996	5	0	1	1		25	0	0	0	
Claude Larose	1969-1970	1969-1970	6	1	1	2		2	0	0	0	
Reed Larson	1988-1989	1988-1989	3	0	0	0	-2	4	0	0	0	0
Daniel Lawson	1969-1970	1970-1971	16	0	1	1		2	0	0	0	
Brian Lawton	1983-1984	1985-1986	8	0	1	1		12	0	0	0	
Grant Ledyard	1993-1994	2000-2001	28	1	5	6	-3	12	0	0	1	0
Jere Lehtinen	1996-1997	2007-2008	108	27	21	48	7	0	0	0	0	0
Claude Lemieux	2002-2003	2002-2003	7	0	1	1	-1	10	0	0	0	0
Craig Lewis	1983-1984	1983-1984	15	2	3	5		32	0	0	0	
Doug Lidster	1998-1999	1998-1999	4	0	0	0	0	2	0	0	0	0
Juha Lind	1997-1998	1997-1998	15	2	2	4		8	0	0	1	0
Lars Lindgren	1983-1984	1983-1984	15	2	0	2	-2	4	0	0	0	
Eric Lindros	2006-2007	2006-2007	3	0	0	0		2	0	0	0	
Craig Ludwig	1991-1992	1998-1999	67	1	12	13	12	89	0	0	0	0
Brad Lukowich	1998-1999	2000-2001	18	1	1	2	5	8	0	0	0	0
Joel Lundqvist	2006-2007	2007-2008	25	4	5	9	1	14	0	0	1	0
Roman Lyashenko	1999-2000	2000-2001	17	2	1	3	-1	0	0	0	2	3
Reginald Macadam	1979-1980	1983-1984	63	20	24	44		21	2	1	3	
Parker MacDonald	1967-1968	1967-1968	14	2	1	3	-3	6	0	0	0	0
John MacLean	2000-2001	2000-2001	10	2	1	3		6	0	0	0	0
Manny Malhotra	2002-2003	2002-2003	5	1	0	1	1	0	0	0	0	0
Daniel Mandich	1982-1983	1982-1983	7	0	0	0		2	33	0	0	0
Dave Manson	1999-2000	1999-2000	23	0	7	0		4	1	0	0	1
Milan Maricetta	1967-1968	1967-1968	14	7	7	14		2	79	0	0	0
Grant Marshall	1996-1997	2000-2001	59	0	8	8		24	5	1	1	0
Dennis Maruk	1983-1984	1985-1986	30	13	21	34		24	5	1	1	0
Richard Matvichuk	1993-1994	2003-2004	107	5	19	24	2	114	1	0	0	0
Brad Maxwell	1979-1980	1983-1984	58	10	39	49		131	4	0	0	0
Kevin Maxwell	1980-1981	1980-1981	16	3	4	7		24	0	1	0	0
Alan May	1993-1994	1993-1994	1	0	0	0	0	0	0	0	0	0
Thomas McCarthy	1979-1980	1979-1980	5	0	2	2		44	5	0	0	
Bob McCord	1967-1968	1967-1968	14	2	5	7		10	0	0	0	
Walter Mckechnie	1967-1968	1967-1968	9	3	2	5		0	0	0	0	
Tony McKegney	1984-1985	1985-1986	14	10	7	17		22	2	0	1	
Mike McMahon, Jr.	1967-1968	1967-1968	14	3	7	10		4	0	2	0	
Michael McPhee	1993-1994	1993-1994	9	2	1	3	0	2	0	0	0	0
Basil Mcrae	1998-1999	1990-1991	34	2	3	5	-3	176	0	0	0	0
Antti Miettinen	2005-2006	2007-2008	24	2	3	5	-3	10	0	0	0	0
Corey Millen	1994-1995	1994-1995	5	1	0	1	-1	2	0	0	0	0
Willie Mitchell	2005-2006	2005-2006	5	0	0	0	0	2	0	0	0	2
Mike Modano	1988-1989	2007-2008	174	58	87	145	-1	128	24	2	15	2
Doug Mohs	1970-1971	1972-1973	16	3	5	8		22	0	0	0	3
Brenden Morrow	1999-2000	2007-2008	78	17	27	44	4	100	9	0	0	0
Kirk Muller	1999-2000	2002-2003	45	4	7	11	-2	38	0	0	2	1
Wayne Mulo	1970-1971	1970-1971	7	0	0	0		2	0	0	0	0
Larry Muni	1997-1998	1997-1998	5	0	0	0	-2	4	0	0	0	0
Craig Murphy	1988-1989	1989-1990	12	1	4	5	-9	39	0	0	1	0
Frantisek Musil	1988-1989	1989-1990	9	1	1	2	-2	18	0	0	0	0
Ladislav Nagy	2006-2007	2006-2007	7	4	1	2		2	0	0	0	0
Lou Nanne	1969-1970	1976-1977	32	4	10	14		8	0	0	2	
Mark Napier	1983-1984	1983-1984	12	3	2	5		0	3	0	0	0
Bob Nevin	1971-1972	1971-1972	7	1	1	2		0	0	0	0	
Joe Nieuwendyk	1996-1997	2000-2001	61	25	15	40	3	47	7	0	9	3
Janne Niinimaa	2005-2006	2005-2006	4	0	1	1	0	8	0	0	0	0
Kent Nilsson	1995-1996	1995-1996	5	1	4	5		0	0	0	0	
Matt Niskanen	2007-2008	2007-2008	16	0	3	3	-2	10	0	0	0	0
Mattias Norstrom	2006-2007	2007-2008	25	2	3	5	5	24	0	0	1	1
Teppo Numminen	2003-2004	2003-2004	4	0	1	1	-1	0	0	0	0	0
William Nyrop	1981-1982	1981-1982	2	0	0	0		0	0	0	0	
Dennis O'Brien	1970-1971	1976-1977	20	1	1	2		73	0	0	0	
Danny O'Shea	1969-1970	1969-1970	6	1	1	1		8	0	0	0	
Lyle Odelein	2002-2003	2002-2003	2	0	0	0	-1	0	0	0	0	0
David Oliver	2002-2003	2003-2004	7	0	0	0	-2	2	0	0	0	0
Murray Oliver	1970-1971	1972-1973	25	7	14	21		6	2	0	0	
Steve Ott	2002-2003	2007-2008	34	3	2	5	-3	32	1	0	2	1
Brad Palmer	1980-1981	1981-1982	22	8	5	13		16	1	2	0	
Robert Paradise	1971-1972	1971-1972	4	0	0	0		2	0	0	0	
Jean-Paul Parise	1967-1968	1972-1973	45	11	13	24		49	6	1	1	

ALL-TIME PLAYOFF ROSTER

PLAYER	FROM	TO	GP	G	A	PTS	+/-	PIM	PPG	SHG	GWG	OTG
Dusan Pasek	1988-1989	1988-1989	2	1	0	1	-1	0	0	0	0	0
Steven Payne	1979-1980	1984-1985	71	35	35	70	1	60	13	0	9	0
Toby Petersen	2007-2008	2007-2008	16	0	0	0	-4	2	0	0	0	0
Joseph Pirus	1976-1977	1976-1977	2	0	1	1		2	0	0	0	0
Bill Plager	1967-1968	1967-1968	12	0	2	2		8	0	0	0	0
Derek Plante	1998-1999	1998-1999	6	1	0	1	0	4	0	0	0	0
Willi Plett	1982-1983	1985-1986	39	10	12	22		201	2	0	0	0
Tom Polanic	1969-1970	1969-1970	5	1	1	2		0	0	0	0	0
Michael Polich	1979-1980	1980-1981	18	2	1	2		2	0	0	0	0
Dean Prentice	1971-1972	1972-1973	13	4	0	4		16	1	0	1	0
Andre Pronovost	1967-1968	1967-1968	8	0	1	1		0	0	0	0	0
Brian Propp	1990-1991	1991-1992	24	8	15	23	-4	28	8	0	3	1
Jamie Pushor	1999-2000	1999-2000	5	0	0	0	-1	5	0	0	0	0
David Reid	1996-1997	1998-1999	35	3	11	14	0	20	0	0	0	0
Tom Reid	1969-1970	1976-1977	33	1	13	14		47	0	0	0	0
Mike Ribeiro	2006-2007	2007-2008	25	3	17	20	-3	20	0	0	0	0
Brad Richards	2007-2008	2007-2008	18	3	12	15	1	8	0	0	0	0
Dave Richter	1983-1984	1984-1985	17	1	0	1		59	0	0	0	0
Gordon Roberts	1980-1981	1985-1986	61	6	30	36		95	1	2	0	0
James Roberts	1976-1977	1976-1977	2	0	0	0		0	0	0	0	0
Stephane Robidas	2002-2003	2007-2008	42	3	12	15	-1	38	3	0	0	0
Robert Rouse	1985-1986	1985-1986	3	0	0	0		0	0	0	0	0
Bobby Rousseau	1970-1971	1970-1971	12	2	6	8		0	1	0	1	0
Gary Sargent	1979-1980	1982-1983	9	2	3	5		2	1	0	1	0
Glen Sharpley	1976-1977	1979-1980	11	1	6	7		8	0	0	0	0
David Shaw	1991-1992	1991-1992	7	2	2	4	-2	10	1	0	0	0
Gord Sherven	1984-1985	1984-1985	3	0	0	0		0	0	0	0	0
Paul Shmyr	1979-1980	1980-1981	17	2	1	3		27	1	0	1	0
Jon Sim	1998-1999	1999-2000	11	1	0	1	-1	6	0	0	0	0
Ville Siren	1988-1989	1989-1990	7	0	0	0	-2	6	0	0	0	0
Brian Skrudland	1997-1998	1998-1999	36	0	3	3	0	32	0	0	0	0
Blake Sloan	1998-1999	1999-2000	35	0	2	2	1	20	0	0	0	0
Douglas Smail	1990-1991	1990-1991	1	0	0	0	-1	0	0	0	0	0
Bobby Smith	1979-1980	1991-1992	77	26	50	76		96	9	0	7	0
Derrick Smith	1991-1992	1991-1992	7	1	0	1	-2	9	0	0	1	0
Gregory Smith	1979-1980	1980-1981	31	1	6	7		48	0	1	0	0
Harold Snepsts	1984-1985	1984-1985	9	0	0	0		24	0	0	0	0
Ken Solheim	1980-1981	1981-1982	3	1	1	2		2	0	0	0	0
Jeremy Stevenson	2005-2006	2005-2006	1	0	0	0	0	0	0	0	0	0
Jaroslav Svoboda	2005-2006	2005-2006	2	0	0	0	-1	2	0	0	0	0
Don Sweeney	2003-2004	2003-2004	5	0	0	0	-2	2	0	0	0	0
Darryl Sydor	1996-1997	2006-2007	99	6	32	38	9	46	2	0	1	0
Dean Talafous	1976-1977	1976-1977	2	0	0	0		0	0	0	0	0
Chris Therien	2003-2004	2003-2004	5	2	0	2	1	0	0	0	0	0
Leo Thiffault	1967-1968	1967-1968	5	0	0	0		0	0	0	0	0
Scott Thornton	1999-2000	1999-2000	23	2	7	9	1	28	0	0	1	0
Mario Thyer	1989-1990	1989-1990	1	0	0	0	0	2	0	0	0	0
Mark Tinordi	1988-1989	1991-1992	42	6	9	15	-10	105	4	0	0	0
Pierre Turgeon	2002-2003	2003-2004	10	1	4	5	-1	2	0	0	0	0
Shaun Van Allen	2000-2001	2000-2001	8	0	2	2	1	8	0	0	0	0
Moose Vasko	1967-1968	1967-1968	14	0	2	2		6	0	0	0	0
Randy Velischek	1982-1983	1984-1985	19	2	3	5		8	0	0	0	0
Pat Verbeek	1996-1997	1998-1999	42	7	9	16	-1	56	3	0	2	0
Neil Wilkinson	1989-1990	1990-1991	29	3	5	8	2	23	1	0	0	0
Tommy Williams	1969-1970	1969-1970	6	1	5	6		0	0	0	0	0
Ronald Wilson	1984-1985	1985-1986	14	3	10	13		6	2	0	0	0
Brad Winchester	2007-2008	2007-2008	6	0	0	0	-2	0	0	0	0	0
Bob Woytowich	1967-1968	1967-1968	14	0	1	1		18	0	0	0	0
Jamie Wright	1997-1998	1997-1998	5	0	0	0	3	0	0	0	0	0
Scott Young	2002-2003	2003-2004	14	5	3	8	6	8	3	1	1	0
Timothy Young	1976-1977	1982-1983	35	7	23	30		27	1	1	1	0
Tom Youngblood	1976-1977	1980-1981	22	2	1	3		21	0	2	0	0
Ronald Zanussi	1979-1980	1979-1980	14	0	4	4		17	0	0	0	0
Peter Zazel	1994-1995	1994-1995	3	1	0	1	0	0	0	0	0	0
Doug Zmolek	1993-1994	1994-1995	12	0	1	1	-4	14	0	0	0	0
Sergei Zubov	1996-1997	2007-2008	114	15	57	72	18	34	9	1	1	0

PLAYER	FROM	TO	GP	W	L	T	OTL	SA	GA	GAA	SV	SV%	SO
Donald Beupre	1980-1981	1985-1986	34	15	16	-	-	618	119	3.7	549		1
Ed Belfour	1997-1998	2000-2001	73	44	29	-	8	1,944	144	1.84	1,800	.926	8
Jonathan Casey	1988-1989	1991-1992	41	21	18	-	-	1,136	120	3.17	1,016	.894	2
Gary Edwards	1979-1980	1979-1980	7	3	3	-	-	-	22	3.92	-	-	0
Manny Fernandez	1997-1998	1999-2000	2	0	0	-	0	8	1	3.24	7	.875	0
Gilles Gilbert	1972-1973	1972-1973	1	0	1	-	-	-	4	1.4	-	-	0
Brian Hayward	1976-1977	1976-1977	6	0	2	-	-	75	11	3.86	64	.853	0
Arturs Irbe	1996-1997	1996-1997	1	0	0	-	0	4	0	0	4	1.000	0
Peter Lopresti	1976-1977	1976-1977	2	0	2	-	-	-	6	4.68	-	-	0
Cesare Maniago	1967-1968	1972-1973	34	14	20	-	-	-	94	2.69	-	-	3
Gilles Meloche	1979-1980	1984-1985	45	21	19	-	-	344	143	3.48	308		2
Andy Moog	1993-1994	1996-1997	16	5	11	-	4	504	49	3.03	455	.903	0
Gary Smith	1976-1977	1976-1977	1	0	0	-	-	-	4	5.58	-	-	0
Kari Takko	1988-1989	1989-1990	4	0	1	-	-	-	55	7	3.86	-	8
Marty Turco	2000-2001	2007-2008	47	21	26	-	3	1,305	112	2.17	1,193	.914	4
Darcy Wakaluk	1993-1994	1994-1995	6	4	1	-	0	177	16	2.93	1,61	.910	0
Gump Worsley	1969-1970	1971-1972	11	6	4	-	-	-	34	3.32	-	-	1



2013-14 DALLAS STARS SEASON SCHEDULE

OCTOBER '13						
SUN	MON	TUE	WED	THU	FRI	SAT
		1	2	3 FLA 7:30	4	5 WSH 7:00
6	7	8	9	10	11 WPG 7:00	12 MIN 7:00
13	14	15 COL 8:00	16	17 SJ 7:30	18	19 LA 9:30
20 ANA 7:00	21	22	23	24 CGY 7:30	25	26 WPG 6:00
27	28 BUF 6:00	29 MTL 6:00	30	31		

JANUARY '14						
SUN	MON	TUE	WED	THU	FRI	SAT
			1	2 MTL 7:30	3	4 DET 7:00
5	6 NYI 6:00	7	8	9 NJ 6:00	10 NYR 6:00	11
12 NYI 5:00	13	14 EDM 7:30	15	16 BOS 7:30	17	18 MIN 8:00
19	20 NSH 7:00	21 MIN 7:00	22	23 TOR 7:00	24	25 PIT 7:00
26	27 COL 7:30	28	29	30 NJ 7:30	31	

NOVEMBER '13						
SUN	MON	TUE	WED	THU	FRI	SAT
					1 COL 7:30	2
3 OTT 12:00	4	5 BOS 6:00	6	7 DET 6:30	8	9 CHI 7:00
10	11	12	13 EDM 9:00	14 CGY 8:00	15	16
17 VAN 7:00	18	19	20	21 NYR 7:30	22	23 STL 7:00
24	25	26 ANA 7:00	27	28	29 CHI 7:30	30

FEBRUARY '14						
SUN	MON	TUE	WED	THU	FRI	SAT
						1 ANA 9:00
2	3	4 PHX 8:00	5 SJ 9:30	6	7	8 PHX 7:00
9	10	11	12	13	14	15
2014 WINTER OLYMPIC BREAK						
16	17	18	19	20	21	22
23	24	25	26	27 CAR 7:30	28	

DECEMBER '13						
SUN	MON	TUE	WED	THU	FRI	SAT
1 EDM 5:00	2	3 CHI 7:00	4	5 TOR 6:00	6	7 PHI 1:00
8	9	10 CHI 7:30	11	12 NSH 7:00	13	14 WPG 2:00
15	16 COL 8:00	17 COL 7:30	18	19 VAN 7:30	20	21 SJ 9:30
22	23 LA 9:30	24	25	26	27 NSH 7:30	28
29 STL 5:00	30	31 LA 7:00	All times are Central time. Game times are subject to change.			

MARCH '14						
SUN	MON	TUE	WED	THU	FRI	SAT
*Modano Number Retirement Ceremony - 6:00 p.m. Doors Open - 4:30 p.m.						1 TB 2:00
2	3 BUF 7:00	4 CBJ 6:00	5	6 VAN 7:30	7	8 MIN 7:30
9	10 CBJ 7:30	11 STL 7:00	12	13	14 CGY 7:30	15
16 WPG 7:00	17	18 PIT 6:00	19	20 PHI 6:00	21	22 OTT 2:00
23	24 WPG 7:30	25 CHI 7:00	26	27	28 NSH 7:30	29 STL 7:00

KEY		
PREMIUM GAMES	STANDARD GAMES	VALUE GAMES

APRIL '14						
SUN	MON	TUE	WED	THU	FRI	SAT
3/30	3/31	1 WSH 6:00	2	3 CAR 6:00	4	5 TB 6:00
6 FLA 4:00	7	8 NSH 7:30	9	10	11 STL 7:30	12
13 PHX 8:00						

TEN

MANLY CALORIES



WITH GREAT TASTE AND FEWER CALORIES,
DR PEPPER TEN® IS THE PERFECT FIX.

THE OFFICIAL SOFT DRINK



www.drpepper.com

DR PEPPER TEN is a registered trademark of Dr Pepper/Seven Up, Inc. ©2013 Dr Pepper/Seven Up, Inc. DP-20594