



COLUMBUS BLUE JACKETS



2013-14 MEDIA GUIDE



TABLE OF CONTENTS



Table of Contents	2-3
2013-14 Schedule	4
Ticket Information	5
Staff Directory	6-7
John P. McConnell, Majority Owner/Governor	8
Mike Priest, President/Alternate Governor	9
John Davidson, President Hockey Ops/Alternate Governor	10
Executive Staff Profiles	11-13

HOCKEY OPERATIONS

Jarmo Kekalainen, General Manager	15
Chris MacFarland, Bill Zito	16
Craig Patrick, Josh Flynn	17
Todd Richards, Head Coach	18
Coaching Staff Profiles	19-20
Scouting Staff Profiles	21-24
Medical Staff Profiles	25-26
Athletic Training & Equipment Staff Profiles	26-27

JOIN THE BATTLE

Blue Jackets Foundation/Community Development	29-30
Fan Development	31
OhioHealth Ice Haus/Chiller Ice Rinks	32
Nationwide Arena	33
Arena Map & Directions	34
Team Broadcasters	35
Broadcast Information	36

PLAYERS

Training Camp Roster/Pronunciation Guide	38-39
Artem Anisimov	40-41
Cam Atkinson	42-43
Sergei Bobrovsky	44-45
Jared Boll	46-47
Matt Calvert	48-49
Blake Comeau	50-51
Brandon Dubinsky	52-53
Tim Erixon	54-55
Nick Foligno	56-57
Marian Gaborik	58-59
Nathan Horton	60-61
Ryan Johansen	62-63
Jack Johnson	64-65
Mark Letestu	66-67
Derek MacKenzie	68-69
Curtis McElhinney	70-71
Nikita Nikitin	72-73

Dalton Prout	74-75
Jack Skille	76-77
Fedor Tyutin	78-79
R.J. Umberger	80-81
James Wisniewski	82-83
Jonathan Audy-Marchessault	84
Cody Bass	85
Sean Collins	86
Ryan Craig	87
Cody Goloubef	88
Boone Jenner	89
Spencer Machacek	90
Mike McKenna	91
Ilari Melart	92
Ryan Murray	93
David Savard	94
Jeremy Smith	95
Michael Chaput/Oliver Gabriel	96
Jake Hansen/Thomas Larkin	97
Austin Madaisky/Patrick McNeill	98
Blake Parlett/Frederic St. Denis	99
Lukas Sedlak/Dalton Smith	100
Will Weber	101
Ambroz/Anderson/Bjorkstrand	102
Blomqvist/Curcuruto/Dano	103
Dansk/Forsberg/Heatherington	104
Korpisalo/Moutrey/Ouellette	105
Quenneville/Reilly/Rychel	106
Soberg/Tynan	107
Wennberg/Zaar	108
Springfield Falcons (AHL Affiliate)	109-110
Evansville IceMen (ECHL Affiliate)	111
Nationwide Insurance	112

2012-13 SEASON IN REVIEW

Final NHL Standings & Leaders	114-117
NHL Team Rankings	118
Blue Jackets Season Notes	119-123
CBJ Final Statistics	124
CBJ First & Second Half Statistics	125
CBJ Even/PP/SH/Home/Road Statistics	126
CBJ Ice-Time & Face-Off Percentage	127
CBJ Game-by-Game Results	128-129
CBJ Statistical Breakdown	130-131
CBJ Special Teams Game-by-Game	132
CBJ Highs & Lows	133-134
CBJ Injury Report	135
CBJ Transactions	136

VS. THE NHL

Anaheim Ducks	138-139
Boston Bruins	140-141
Buffalo Sabres	142-143
Calgary Flames	144-145
Carolina Hurricanes	146-147
Chicago Blackhawks	148-149

TABLE OF CONTENTS

Colorado Avalanche	150-151
Dallas Stars.....	152-153
Detroit Red Wings	154-155
Edmonton Oilers	156-157
Florida Panthers	158-159
Los Angeles Kings	160-161
Minnesota Wild	162-163
Montreal Canadiens.....	164-165
Nashville Predators	166-167
New Jersey Devils.....	168-169
New York Islanders.....	170-171
New York Rangers	172-173
Ottawa Senators	174-175
Philadelphia Flyers	176-177
Phoenix Coyotes.....	178-179
Pittsburgh Penguins	180-181
St. Louis Blues	182-183
San Jose Sharks	184-185
Tampa Bay Lightning	186-187
Toronto Maple Leafs	188-189
Vancouver Canucks.....	190-191
Washington Capitals	192-193
Winnipeg Jets.....	194-195
FOX Sports Ohio Blue Line.....	196

RECORD BOOK

All-Time Statistics	198-213
Record by Season.....	214-216
Individual Leaders by Season	217-219
Top Single Season	220-221
Career Leaders	222-223
Team Records	224-228
Player Records.....	229-231
2011-12 Statistics, Notes, Result	232-233
2010-11 Statistics, Notes, Result	234-235
2009-10 Statistics, Notes, Result	236-237
2008-09 Statistics, Notes, Result	238-239
2007-08 Statistics, Notes, Result	240-241
2006-07 Statistics, Notes, Result	242-243
2005-06 Statistics, Notes, Result	244-245
2003-04 Statistics, Notes, Result	246-247
2002-03 Statistics, Notes, Result	248-249
2001-02 Statistics, Notes, Result	250-251
2000-01 Statistics, Notes, Result	252-253
BlueJackets.com	254

PLAYOFFS

2009 Playoff Statistics.....	256
All-Time Playoff Statistics	257
Playoff Team Records	258-261
Playoff Player Records	262-263
Playoff Personnel & Franchise Firsts	264-265

HISTORY

John H. McConnell.....	267
About the Blue Jackets	268
Franchise Timeline	269-273
All-Time Transactions	274-279
All-Time Player Register	280-291
All-Time Numerical Roster	292-293
NHL Draft History	294-297
Personnel & Franchise Firsts.....	298-300
Blue Jackets Honor Roll & Team Awards.....	301-303

MEDIA INFORMATION

CBJ Communications Staff & Media Information.....	305
NHL Directory & Roster of Officials.....	306
NHL Critical Dates	307
2013-14 NHL Composite Schedule.....	308-312



CREDITS

Produced by the Columbus Blue Jackets

VP of Communications & Team Services.....	Todd Sharrock
Director of Communications.....	Karen Davis
Manager of Communications.....	Rick Bowness

Layout, design & editorial assistance by the Columbus Blue Jackets Creative Services Department

Senior Graphic Designer.....	Jason Duignan
Graphic Designer	Anthony Zych
Photography.....	Jamie Sabau, Getty Images, Greg Bartram

The information contained in this publication was compiled by the Columbus Blue Jackets Hockey Club and is intended for the personal or editorial use of the media and fans. Any commercial use of this information is prohibited without the written consent of the Columbus Blue Jackets Hockey Club. All NHL and team logos depicted within this publication are the property of NHL Enterprises, Inc. and the respective teams and may not be reproduced from commercial purposes without that prior written consent of NHL Enterprises, Inc..

2013-14 SCHEDULE

SUN MON TUE WED THU FRI SAT

SEPT

★ 15 PIT 6:00	16	★ *17 BUF 7:00	★ 18 CAR 7:00	19	20	★ 21 PIT 4:00
22	★ 23 MIN 7:00	24	★ 25 BUF 7:00	★ 26 CAR 7:00	27	28
29	30	* SPLIT SQUAD AT MIN, 8:00PM				
OPENING NIGHT						

OCT

		1	2	3	4 CGY 7:00	5 NYI 7:00
6	7	8	9	10 BUF 7:00	11	12 BOS 2:00
13	14	15 DET 7:30	16	17 MTL 7:30	18	19 WSH 7:00
20 VAN 6:00	21	22 NJ 7:00	23	24	25 TOR 7:00	26
27 ANA 6:00	28	29	30	31		

NOV

				1 PIT 7:00	2 PIT 7:00	
3	4	5 OTT 7:00	6	7 NYR 7:00	8	9 NYI 7:00
10	11	12 WSH 7:00	13	14 BOS 7:00	15 MTL 7:00	16
17 OTT 1:00	18	19 EDM 9:30	20 CGY 10:00	21	22 VAN 10:00	23
24	25 TOR 7:00	26	27 NSH 7:00	28	29 EDM 7:00	30 BOS 7:00

DEC

1	2	3 TB 7:00	4	5	6 MIN 7:00	7
8	9 PIT 7:30	10 NJ 7:00	11	12 NYR 7:00	13	14 STL 7:00
15	16 WPG 7:00	17	18	19 PHI 7:00	20	21 PHI 7:00
22	23 CAR 7:00	24	25	26	27 NJ 7:00	28
29 PIT 6:00	30	31 COL 8:00	ALL TIMES EASTERN & SUBJECT TO CHANGE			

SUN MON TUE WED THU FRI SAT

JAN

			1	2 PHX 9:00	3	4 STL 8:00
5	6 NYR 7:00	7	8	9	10 CAR 7:00	11 WPG 7:00
12	13 TB 7:00	14	15	16	17 WSH 7:00	18 BUF 7:00
19	20	21 LA 7:00	22	23 PHI 7:00	24	25 BUF 7:00
26	27 CAR 7:00	28 OTT 7:00	29	30 WSH 7:00	31	

FEB

						1 FLA 7:00
2	3 ANA 10:00	4	5	6 LA 10:30	7 SJ 10:30	8
9	10	11	12	13	14	15
WINTER OLYMPIC BREAK						
16	17	18	19	20	21	22
23	24	25 Black Tie Blue Jackets Style Show	26	27 NJ 7:00	28	

MAR

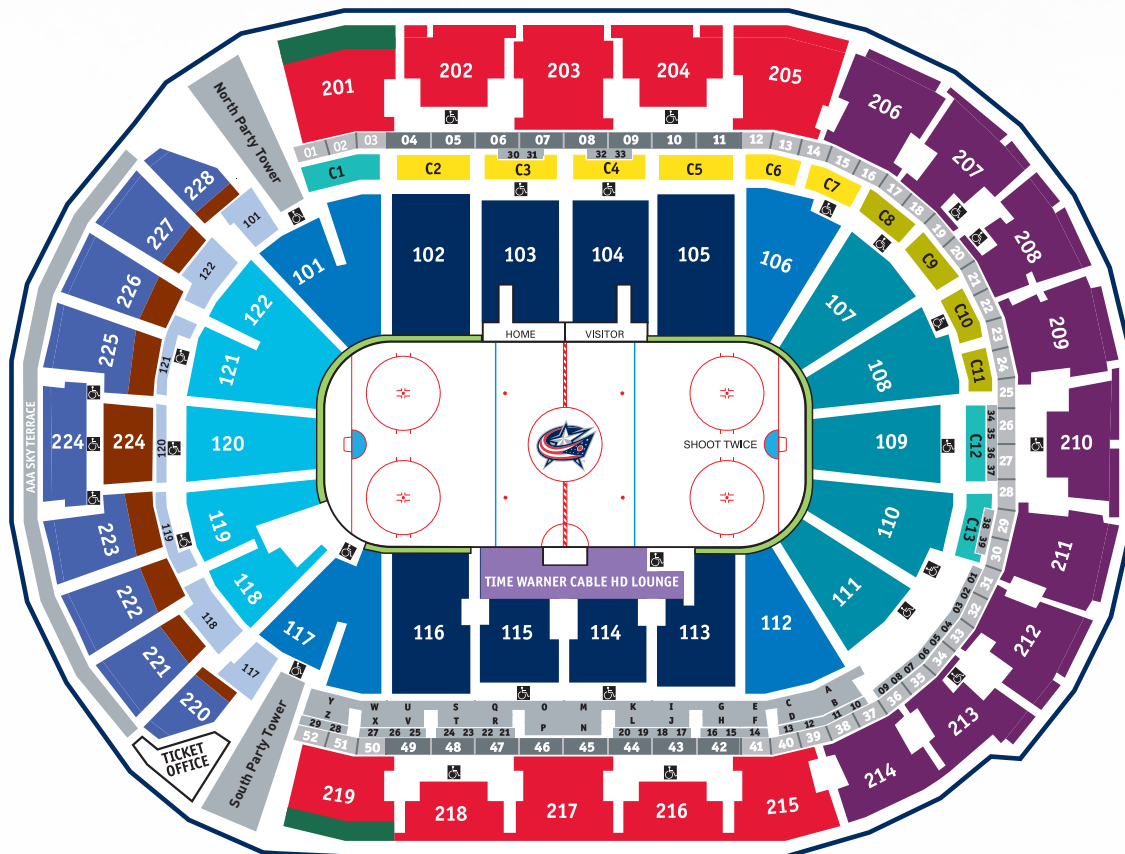
						1 FLA 2:00
2	3 TOR 7:00	4 DAL 7:00	5	6 CHI 8:00	7	8 NSH 8:00
9	10 DAL 8:30	11 DET 7:00	12	13 SJ 7:00	14	15 MIN 8:00
16	17	18 CAR 7:00	19	20 MTL 7:30	21 NYR 7:00	22
23 NYI 1:00	24	25 DET 7:30	26	27	28 PIT 7:00	29 CAR 7:00
30	31					

APR

		1 COL 7:00	2	3 PHI 7:00	4 CHI 7:00	5
6 NYI 6:00	7	8 PHX 7:00	9	10	11 TB 7:30	12 FLA 7:00

★ PRE-SEASON HOME AWAY





STANDARD PRICING

LEXUS GLASS SEATS	\$210	CLUB CORNER	\$95
TIME WARNER CABLE HD LOUNGE	\$210	CLUB END	\$80
LOWER SIDELINE	\$100	AEP POWER LEVEL: CENTER	\$55
LOWER CORNER	\$90	AEP POWER LEVEL: SHOOT ONCE	\$50
LOWER END: SHOOT TWICE	\$85	AEP POWER LEVEL: SHOOT TWICE	\$37
LOWER END: SHOOT ONCE	\$75	AEP POWER LEVEL: SHOOT ONCE	\$29
MEZZANINE	\$65	HUNTINGTON GREEN SEATS	\$10
CLUB SIDELINE	\$105	*Only available two (2) hours prior to game time at the Big Lots Box Office	

BIG LOTS BOX OFFICE AT NATIONWIDE ARENA: The Big Lots Box Office at Nationwide Arena is open daily throughout the season for advance ticket sales. Box Office hours are: Monday-Friday, 10 a.m. to 6 p.m.; Saturday, 10 a.m. to 4 p.m.; Sunday (event days only) two hours prior to the event. The Big Lots Box Office is located at the southwest corner of Nationwide Arena next to Tim Hortons.

FOX SPORTS OHIO BLUE LINE, OHIOHEALTH CHILLER ICE RINKS LOCATIONS: Fans can purchase tickets to all Blue Jackets home games at the FOX Sports Ohio Blue Line at The Mall at Tuttle Crossing and ticket outlets at all OhioHealth Chiller Ice Rinks - Chiller Easton, Chiller Dublin and Chiller North at a reduced service charge

TICKETMASTER & ORDERING ON THE WEB: Tickets are available at all Ticketmaster Ticket Centers and by phone at 1-800-745-3000. Fans can also purchase tickets online at BlueJackets.com and ticketmaster.com.

SEASON & GROUP TICKETS: Full Season, Half, Quarter and Six Game plans are available by calling 1-800-NHL-COLS or stopping by the Big Lots Box Office at Nationwide Arena. Group sales packages, including special benefits and fund-raising opportunities, are available for groups of 10 or more. In addition, the Toyota Tower and South Group Party Tower, including the Miller Lite Power Play Suite, are available to groups of 24-48 people. Call 1-800-NHL-COLS for more information.

STAFF DIRECTORY

COLUMBUS BLUE JACKETS

200 W. Nationwide Blvd., Columbus OH 43215
Phone: (614) 246-4625 • Fax: (614) 246-4007

OWNERSHIP/SENIOR MANAGEMENT

Majority Owner/Governor: John P. McConnell
President/Alternate Governor: Mike Priest
Pres. Hockey Operations/Alternate Governor: John Davidson

EXECUTIVE STAFF - BUSINESS OPERATIONS

Executive Vice President, Business Operations: Larry Hoepfner
Senior Vice President/General Counsel: Greg Kirstein
Senior Vice President/Chief Marketing Officer: John Browne
Chief Financial Officer: T.J. LaMendola
Vice President, Digital Marketing & Media: Marc Gregory
Vice President, Communications & Team Services: Todd Sharrock
Vice President, Marketing: J.D. Kershaw
Vice President, Corporate Development: A.J. Poole
Vice President, Community Relations & Executive Director
of Columbus Blue Jackets Foundation: Jen Bowden
Vice President, Ticket Sales & Service: Joe Andrade

HOCKEY OPERATIONS

General Manager: Jarmo Kekalainen
Assistant General Managers: Chris MacFarland, Bill Zito
Senior Advisor, Hockey Operations: Craig Patrick
Director of Hockey Administration: Josh Flynn
Director of Amateur Scouting: Paul Castron
Head Amateur Scout: Ville Siren
Amateur Scouts: Marshall Davidson, Greg Drechsel,
..... John Hill, Rob Riley, Andy Schneider
Regional Scouts: Niklas Evertsson, Basil McRae,
..... Chris Morehouse, Milan Tichy
European Scout: Josef Boumedienne
Pro Scouts: Peter Dineen, Blake Geoffrion,
..... Bob Halkidis, Sam McMaster
Pro Video Scout: Mike Battaglia
Amateur Video Scout: Scott Harris
Hockey Operations: John McConnell II
Head Athletic Trainer: Mike Vogt
Assistant Athletic Trainers: Nates Goto, Chris Strickland
Equipment Manager: Tim LeRoy
Assistant Equipment Manager: Jamie Healy
Equipment Assistant: Jason Stypinski
Executive Administrative Assistant: Christina Gest

COACHING STAFF

Head Coach: Todd Richards
Associate Coach: Craig Hartsburg
Assistant Coach: Dan Hinote
Goaltending Coach: Ian Clark
Strength & Conditioning Coach: Kevin Collins
Video Assistant Coach: Dan Singleton
Development Coach: Chris Clark

CORPORATE DEVELOPMENT & PREMIUM SEATING

Director of Premium Sales and Service: Marcus Lyons
Director of Corporate Development Services: Craig Smith
Director of Corporate Development: Ryan Shirk
Partnership Account Specialists: Amber Ribarchak,
..... Amy Ranallo, Janny Lavery, Molly Taylor
Corporate Development Account Executives: Evan Ashton,
..... Sean Siebenkittel, Ashley Smith, Charles Tyler
Corporate Development Sales Coordinator: Doug Vinci
Premium Seating Account Executive: Carson Barnes
Premium Seating Specialist: Christina Leonard

COMMUNICATIONS & TEAM SERVICES

Director of Communications: Karen Davis
Manager of Communications: Richard Bowness
Manager of Team Services: Julie Gamble

COMMUNITY RELATIONS

Manager of Mascot Services: Jason Zumpano
Manager, Columbus Blue Jackets Foundation: Alison Pegg
Manager, Community Relations: Colleen Cheek
Coordinator, Community Relations & Foundation: Katie Massey

GAME OPERATIONS & EVENT PRESENTATION

Director of Game Operations/Event Presentation: Derek Dawley
Manager of Event Presentation: Lynn Truitt
Senior Production Manager: Jeff Coltoniak
Senior Editor/Producer: David Traube
Broadcast Engineer: Rick Shepherd

MARKETING & FAN DEVELOPMENT

Director of CRM & Analytics: Jeff Eldersveld
Director of Marketing: Jim Riley
Director of Digital Media: Marcus Stephenson
Partnership Activation Manager: Becky Magaw
Manager of Fan Development: Joel Siegman
Fan Development/Marketing Coordinator: Mason Fisher
CRM Coordinator: Alexander Karp
Digital Producer: Will Maetzold
Digital Content & Community Manager: Rob Mixer
Senior Graphic Designer: Jason Duignan
Graphic Designer: Anthony Zych

HUMAN RESOURCES & LEGAL

Director of Human Resources:..... Cheryl Sparks
 Human Resources Assistant: Ryan Leitenberger
 Payroll Manager: Christine Parthemore
 Staff Counsel: Pete Olsen
 Paralegal:.....Ken Erney

FINANCE & INFORMATION TECHNOLOGY

Controller:..... Wendy Rohaly
 Director of Information Technology: Jim Connolly
 Staff Accountants:..... Michael Fullen, Nora Ludwig
 Accounts Payable Coordinator: Zachary Kramer
 Office Coordinator/Receptionist:.....Beth Carlisle
 Systems Analyst:..... Matthew DeStephen

TICKET SALES & OPERATIONS


Director of Ticket Operations:Mark Metz
 Director of Service & Retention..... Kelly Jones
 Director of New Business Development:Drew Ribarchak
 Director of Group Sales:Nick Myers
 Ticket Operations Manager: Abby Miller
 Group Event Specialists:..... Erica Ganyard, James Garland,
 Grant Jamieson, Matt Menard, Brian Thompson,
Marc Witt, Steve Zix
 Season Ticket Sales Account Executives: Ian Bernadas,
Sean Tobin, Cody Johnson, Tim McDonough
 Season Ticket Service Coordinators: Megan Cooper,
Justin Dunn, Michelle Furr, Caitlin Reagan
 Ticket Sales Coordinator: Shivani Banker
 Inside Sales Representatives: Victoria Centers, Emily Clingan,
Andrew Exler, Zayna Ibrahim, Zachary Joy, Joe Lombardi,
Carmelo Marzullo, Donovan Powell, Joe Powell,
Courtney Spiegel, Tara Smeak, Zach Wilson

BROADCASTING

Director of Broadcasting: Russ Mollohan
 FOX Sports Ohio Play-By-Play Announcer:..... Jeff Rimer
 FOX Sports Ohio Color Analyst:..... Bill Davidge
 Radio Play-By-Play Announcer:.....Bob McElligott
 Broadcast Associate & Team Ambassador: Jody Shelley

CBJ ARENA MANAGEMENT

General Manager:..... Vicki Chorman
 Associate General Manager: Scott Lofton
 Director of Ticketing:..... Cait Schumann
 Director of Event Services Stephanie Myers
 Director of Arena Operations:Brad Cleveland
 Director of Engineering & Maintenance:.....Mark Greiner
 Chief Engineer: Patrick McGuire
 Conversion Manager:..... Todd Martin
 Assistant Ticket Office Manager:..... Dennis Novak
 Event Services Manager:..... Amanda Horning
 Event Services Coordinator: Jason Smith
 HVAC Engineers:..... Chad Kemp, James Stewart
 Ice Technician: Ian Huffman
 Audio/Video Engineer: Jeff Baumgartner
 Electrician: Eric Richison
 Housekeeping Supervisor:Roger Penick, Jr.
 Conversion Supervisor: Phillip Bennett
 Maintenance:Steve Moore, Paul Van Culin, Todd Van Culin
 Painters:Jeff James, Robert Trott
 Receptionist: Carol Hall
 Ticket Sellers: Moneet Jones, Christy Swaim





JOHN P. MCCONNELL **MAJORITY OWNER, GOVERNOR**

John P. McConnell is chairman and chief executive officer of Worthington Industries. He is majority owner of the Columbus Blue Jackets National Hockey League franchise and chairman of the Columbus Blue Jackets Foundation. The foundation uses the unique resources of its professional athletes, coaches and staff to improve the quality of life throughout central Ohio.

McConnell is active in numerous community organizations and currently serves on the board of directors for OhioHealth. He has served on the boards of the Greater Columbus Chamber of Commerce, Children's Hospital, the YMCA and the Columbus Zoological Association.

Worthington Industries is a leading diversified metals manufacturing company with 2013 fiscal year sales of \$2.6 billion. The Columbus, Ohio based company is North America's premier value-added steel processor and a leader in manufactured pressure cylinders, such as propane, oxygen and helium tanks, hand torches, refrigerant and industrial cylinders, camping cylinders, scuba tanks and compressed natural gas storage cylinders; custom-engineered open and enclosed cabs and operator stations for heavy mobile equipment; framing systems for mid-rise buildings; steel pallets and racks; and through joint ventures, suspension grid systems for concealed and lay-in panel ceilings, current and past model automotive service stampings; laser welded blanks and light gauge steel framing for commercial and residential construction.

Worthington employs approximately 10,000 people and operates 83 facilities in 11 countries. Worthington Industries has been named a "100 Best Companies to Work For" four times by Fortune magazine and is publicly traded on the New York Stock Exchange, stock listing: WOR.

Founded in 1955, the company operates under a long-standing corporate philosophy rooted in the golden rule, with earning money for its shareholders as the first corporate goal. This philosophy serves as an unwavering commitment to the customer, supplier, and shareholder and it serves as the Company's foundation for one of the strongest employee/employer partnerships in American industry.





MIKE PRIEST **PRESIDENT, ALTERNATE GOVERNOR**


Michael Priest was named president of the Columbus Blue Jackets on April 19, 2007. As the club's top business executive, he oversees all aspects of the franchise operations and serves as an alternate governor for the club on all National Hockey League-related matters. He has also served as the president of JMAC, Inc., the parent company of the Blue Jackets, since 2001.

Priest joined JMAC, Inc. as vice president, controller in 1996 and was promoted to vice president and chief financial officer in 1997. JMAC, Inc. is the private family holding company of John P. McConnell and the McConnell family, majority owner of the Blue Jackets. JMAC, Inc. also directs numerous investments and charitable activities for the McConnell family.

Priest began his career in 1986 with the public accounting firm of Meaden & Moore, CPAs. During his tenure with Meaden & Moore, he earned his Certified Public Accountant certificate and achieved partner level.

A native of south central Ohio, Priest graduated cum laude from The Ohio State University with a bachelor's degree in business administration in 1986. He currently serves on the board of directors for Delaware County Bank & Trust as well as the Executive Committee for the Greater Columbus Sports Commission. Priest is one of four managing board members for Columbus Arena Management, LLC (CAM). CAM is the management company for Nationwide Arena.





JOHN DAVIDSON

PRESIDENT OF HOCKEY OPERATIONS, ALTERNATE GOVERNOR

John Davidson was named president of hockey operations and alternate governor of the Columbus Blue Jackets in October 2012 and in his role oversees all hockey operations activities for the club. He joined the Blue Jackets after serving as the president of hockey operations of the St. Louis Blues from 2006-12, taking over following the 2005-06 season in which the club posted a 21-46-15 record and 57 points. During his tenure, the Blues averaged 39 wins and 90 points, including a 49-22-11 record, 109 points and a Central Division title in 2011-12. In his first season in Columbus, the Jackets posted the highest winning percentage in club history (24-7-7, .573).

Davidson is one of hockey's most respected figures and has enjoyed a long and distinguished career that spans four decades. Prior to his successful stint with the Blues, he was the longtime analyst for New York Rangers games on Madison Square Garden Network (MSG), as well as various NHL national broadcast partners in the United States and Canada. His outstanding work during a 20-plus year broadcasting career earned him numerous honors.

In 2009, he received the prestigious Foster Hewitt Memorial Award for outstanding contributions as a hockey broadcaster by The Hockey Hall of Fame and was inducted on Nov. 9, 2009. The NHL and USA Hockey honored Davidson with the Lester Patrick Award for his contributions to ice hockey in the United States in March 2004. He also won two New York Emmy Awards for "Outstanding On-Camera Achievement" in 2001 and 1995 and was part of MSG's Rangers broadcast team that won the CableACE Award for "Outstanding Live Event Coverage" in 1994.

Davidson began his broadcast career with MSG in 1983 and then spent two years on the popular "Hockey Night in Canada" from 1984-86. He rejoined MSG prior to the 1986-87 season, beginning a partnership with Rangers play-by-play announcer Sam Rosen that concluded following the 2005-06 season.

During that time, Davidson also served as NBC's analyst for the NHL All-Star Game from 1990-93 and was lead analyst for the network's hockey coverage at the 1992 (Albertville, France), 1994 (Lillehammer, Norway), 1998 (Nagano, Japan), 2002 (Salt Lake City) and 2006 (Torino, Italy) Winter Olympic Games. He worked for TBS at the 1990 Goodwill Games, contributed to ABC's coverage of the NHL in 1994 and served on the number-one broadcast team with Mike Emrick for FOX's coverage of the NHL regular season, All-Star Games and Stanley Cup Playoffs and Finals from 1995-1999.

In addition, his work included several All-Star Games and Stanley Cup Finals for OLN, ESPN and SportsChannel, the 1991 Canada Cup for "Hockey Night in Canada" and the 1996 World Cup of Hockey for FX. He served as ESPN's studio analyst for the 1993 Stanley Cup Playoffs. The 2005-06 season marked his final season in the broadcast booth on OLN (now NBC Sports Network) and NBC.

Davidson enjoyed a successful junior career as a goaltender with the Calgary Centennials prior to being selected by the Blues with their first pick, fifth overall, in the 1973 Entry Draft. That year, he became the first goaltender to go directly from junior hockey to the NHL as he appeared in 39 games with St. Louis during the 1973-74 season. After two years with the Blues, he joined the Rangers in June 1975 and went on to play eight seasons in New York. In 1978-79, he went 20-15-4 with a 3.52 goals-against average in 39 games and then went 11-7 with a 2.28 goals-against average in 18 playoff games to lead the Rangers to the Stanley Cup Finals. He was forced to retire due to injuries during the 1982-83 season.

Davidson was born on Feb. 27, 1953 in Ottawa, Ontario and raised in Calgary, Alberta. He and his wife, Diana, are the parents of two daughters, Lindsay and Ashley.





LARRY HOEPFNER

EXECUTIVE VICE PRESIDENT OF BUSINESS OPERATIONS

Larry Hoepfner serves as the Columbus Blue Jackets executive vice president of business operations and has been a member of the organization since June 2005. In his role with the club, he oversees the day-to-day business initiatives of the Blue Jackets.

Hoepfner joined the Blue Jackets after spending eight years at FSN Florida. He concluded his tenure with the network serving as vice president of advertising sales and oversaw sales for the cable sports affiliate and its relationships with the

NHL's Florida Panthers, MLB's Florida Marlins and Tampa Bay Rays and the University of Miami, as well as other FSN programming.

Prior to his stint with FSN Florida, Hoepfner served in senior marketing roles for cable television operators in the Washington, D.C., Minneapolis-St. Paul and South Florida areas.

A native of Peoria, Illinois, Hoepfner graduated from Cincinnati's Forest Park High School and attended Miami University in Oxford, earning a bachelor's degree in mass communications in 1979. He received his Master of Business Administration at the University of Miami (Florida) in 1996.



GREG KIRSTEIN

SENIOR VICE PRESIDENT AND GENERAL COUNSEL

Greg Kirstein is the senior vice president and general counsel for the Columbus Blue Jackets and oversees the club's legal matters and human resources department. He joined the club as general counsel in 1998, bringing with him over 16 years of experience as a litigator and sports lawyer. His law firm experience includes Vorys, Sater, Seymour and Pease (1982-87), Squire, Sanders and Dempsey (1987-93) and Ray, Alton and Kirstein (1993-98), while also representing minor league baseball's Columbus Clippers and the East Coast Hockey League's Columbus Chill.

A native of Pittsburgh, he received a bachelor's degree in journalism from The Ohio State University in 1977 and spent three years as a sports writer with The Pittsburgh Press and Miami Herald. He graduated from the Duquesne University School of Law in 1982. He took a one-year hiatus from practicing law to serve as the assistant athletic director at Temple University from 1985-86.

Kirstein was also one of the original board members and founders of Chiller LLC, the parent company of the Blue Jackets' suburban ice rinks, and served as its President from 1998-2000. He currently serves as a commissioner of the Capital Hockey Conference, Columbus' varsity high school conference, and sits on the Ohio High School Athletic Association's hockey advisory committee. He also teaches Sports Law as an adjunct professor at the Moritz College of Law at The Ohio State University and serves as Secretary of the Columbus Blue Jackets Foundation.

He and his wife, Joyce, reside in Dublin and are the parents of adult children Katie and Matt.



JOHN BROWNE

SENIOR VICE PRESIDENT AND CHIEF MARKETING OFFICER

John Browne joined the Columbus Blue Jackets as senior vice president, chief marketing officer in July 2010. In his role with the Blue Jackets, he oversees the organization's season, group and single game ticket sales as well as all marketing, digital marketing, community relations, broadcasting, fan development, and premium seating sales and service.

Most recently, Browne served as vice president, club consulting and services for the National Hockey League. In that position, Browne worked with league and club executives on a daily basis promoting the very best business practices in the major revenue generating areas of corporate sponsorship, premium seating & suites and ticket sales.

Prior to joining the League office, Browne served as the executive vice president and chief sales officer for the Phoenix Coyotes, National Lacrosse League's Arizona Sting and Jobing.com Arena and was responsible for the company's corporate partnership, premium seating and ticket sales and services departments. He was responsible for securing the naming rights agreement for Jobing.com Arena. Prior to his stint in Phoenix, he spent eight years with Major League Baseball's Tampa Bay Rays, including serving as vice president of marketing and broadcasting from 1999-2005. He originally joined the organization as director of corporate sales in 1997.

Before joining the Rays, Browne spent six years with the Chicago White Sox organization, the first three years as general manager of major league spring training operations and their Class A Sarasota Club, where he was named Florida State League Executive of the Year in 1993. Browne oversaw spring training operations for the club during the years Bo Jackson made his comeback and Michael Jordan pursued a professional baseball career. Browne moved up to Chicago in 1994 and served as the team's manager of sponsorship sales and broadcast operations. Browne began his career in 1988 when he served as the general manager of the Burlington (NC) Indians, Cleveland's rookie league affiliate.

A native of Wayne, New Jersey, Browne is a summa cum laude graduate of St. John's University in Jamaica, New York. He and his wife, Anne, are the parents of sons, John III and Patrick.

EXECUTIVE STAFF



T.J. LAMENDOLA **CHIEF FINANCIAL OFFICER**

T.J. LaMendola joined the Columbus Blue Jackets in 1999 as director of finance and was named chief financial officer for the organization in July 2001. His responsibilities include the oversight of budgeting, forecasting, financial reporting, internal controls, risk management and information technology for both the Blue Jackets and Nationwide Arena. In addition to his duties with the club, he also serves as the treasurer for the Columbus Blue Jackets Foundation and is a member of the National Hockey League Pension Society Board of Directors. He is also a member of the Public Relations

Advisory Council for the Ohio Society of Certified Public Accountants.

LaMendola came to the Blue Jackets from Karrington Health Inc., where he served as the controller for the \$50 million public company and was responsible for day-to-day finances from 1997-99. He began his career in public accounting with Deloitte & Touche LLP and spent nearly five years specializing in both manufacturing and service organizations.

A native of Dayton, Ohio, LaMendola attended Miami University in Oxford and earned a bachelor's degree in accounting in 1992. He became a Certified Public Accountant a year later.

He and his wife, Sue, are the parents of three sons, Nicholas, Christopher and Andrew. The family resides in Dublin.



MARC GREGORY **VICE PRESIDENT OF DIGITAL MARKETING AND MEDIA**

Marc Gregory was named the vice president of digital marketing and media for the Columbus Blue Jackets in July 2011. In his current role, he is responsible for the overall operation of the club's website, social media platforms, mobile initiatives, database marketing and research and analytics. In addition, Gregory oversees the club's broadcast department and partnerships with television rights holder FOX Sports Ohio and Blue Jackets Radio Network affiliates, including flagship station Sports Radio 97.1 The Fan.

Gregory joined the organization as director of advertising and promotions in 1999, was promoted to executive director of marketing in 2004 and was named vice president of marketing in May 2006.

Gregory came to Columbus after spending five years with the LPGA's Giant Eagle Classic. He began his stint as a sales/marketing and operations coordinator before serving as the senior tournament coordinator directing the sales, marketing, public relations and operations efforts surrounding the event.

A native of Youngstown, Ohio, Gregory is a 1994 graduate of the University of Michigan, where he served as the hockey sports information director while working in the university's Athletic Department.

He and his wife, Melissa, are the parents of daughters, Emerson and Kellyn, and son, Vincent. The family resides in Powell.



TODD SHARROCK **VICE PRESIDENT OF COMMUNICATIONS AND TEAM SERVICES**

Todd Sharrock serves as the vice president of communications and team services for the Columbus Blue Jackets. In his role, he is responsible for the club's media relations and publicity initiatives, editorial content and the production of team publications, as well as team services efforts that include the coordination of team travel, player relocation and serving as a liaison between the club's business and hockey operations departments.

Sharrock joined the Blue Jackets in February 2000 as director of communications, was named executive director of communications in July 2005 and promoted to vice president of public relations in May 2006. In addition to his current responsibilities, he has been actively involved in the club's community relations programs, as well as the development and implementation of its website operations and social media initiatives.

Sharrock came to Columbus after spending five seasons with the International Hockey League's Houston Aeros from 1994-99. He also served as a media relations consultant for Houston NFL Holdings LLC during its successful bid to acquire an expansion National Football League franchise (Texans).

Prior to his stint in Houston, he served as the assistant director of public relations for the NHL's Dallas Stars during the 1993-94 season and began his career as director of public relations with the Dallas Freeze of the Central Hockey League in 1992.

A native of Galion, Ohio, Sharrock attended The Ohio State University, where he earned a bachelor's degree in journalism in 1990 and a master's degree in sport management in 1992. While attending OSU, he was a student assistant in the sports information office and served as the hockey sports information director in 1991-92.

Sharrock currently serves on the Board of Commissioners for the Greater Columbus Sports Commission and is a past member of the National Hockey League Public Relations Advisory Council.

He and his wife, Krystal, are the parents of a son, Landry, and daughter, Maggie. The family resides in New Albany.



J.D. KERSHAW **VICE PRESIDENT OF MARKETING**

J.D. Kershaw was named vice president of marketing for the Columbus Blue Jackets in July 2011 and oversees the organization's event and partnership marketing efforts, as well as its advertising, creative services, promotions and fan development initiatives. He joined the organization prior to the inaugural 2000-01 season as the director of fan development and was promoted to director of marketing & fan development in 2006.

Kershaw joined the Blue Jackets after spending two years working for the National Hockey League's European office from 1998-2000. Prior to that, he served as a marketing manager for the San Jose Sharks from 1994-97.

A native of Niagara Falls, Ontario, Kershaw received a bachelor's degree in public policy from Hamilton College, where he was also a member of the school's hockey team.

He and his wife, Kimberly, are the parents of a son, Trebor, and daughters, Jadia and Clara Mac. The family resides in Lewis Center.



JEN BOWDEN **VP OF COMMUNITY RELATIONS, EXEC. DIRECTOR OF CBJ FOUNDATION**

Jen Bowden is vice president of community relations for the Columbus Blue Jackets. She joined the organization in September 2011 and oversees community relations, sustainability, inclusion, and government affairs for the club. Bowden also leads the team's philanthropic arm as executive director of the Columbus Blue Jackets Foundation.

Prior to joining the Blue Jackets, Bowden held roles as the director of corporate and government relations and capital campaign manager for Mid-Ohio Foodbank, where she secured over \$18 million for the organization in her four years.

Before joining the Foodbank, she spent several years in charitable fundraising in Washington, D.C.

Bowden actively serves the community through volunteerism and civic participation. Currently, she serves as a board member of City Year Columbus and is a committee member for the YWCA Columbus' Leadership Luncheon Series and Mid-Ohio Foodbank's Development Committee.

A graduate of The Ohio State University, Jen and her husband, Dan Elbaz, have one daughter, Parker, and reside in northwest Columbus.



A.J. POOLE **VICE PRESIDENT OF CORPORATE DEVELOPMENT**

A.J. Poole was named vice president of corporate development for the Columbus Blue Jackets in June 2012, returning for his second stint with the National Hockey League club. He oversees all sales and service corporate partnership initiatives for the organization.

Poole originally joined the Blue Jackets as a corporate development account executive in 2006 and spent nearly four years with the club before taking a position as manager of corporate sales for the National Football League's Philadelphia Eagles. During his stint with the Eagles, he led efforts to secure a partnership that made Lincoln Financial Field the first stadium in the world to be powered by 100% renewable energy.

He most recently served as the vice president of business development for Alliance Marketing Partners, a boutique sports and entertainment marketing firm in Philadelphia. In his role at AMP, he oversaw the expansion of the sports consulting division and assisted with general strategic planning for the company.

A native of Pittsburgh, Pennsylvania, Poole received his bachelor's degree in broadcast journalism from Ohio University in 2002. He then went on to earn a master's of business administration degree in 2005 and a master's degree in sports administration in 2006, both from Ohio University.

Poole and his wife, Jackie, reside in downtown Columbus.



JOE ANDRADE **VICE PRESIDENT OF TICKET SALES & SERVICE**

Joe Andrade was named the vice president of ticket sales and service for the Columbus Blue Jackets in April 2013. He currently oversees strategy, recruiting, sales training and development for all ticket sales and service.

Before joining the Blue Jackets, Andrade spent the previous five years as the senior director of ticket sales for the National Basketball Association's Orlando Magic from 2008-13. Prior to his stint with the Magic, he worked for the Los Angeles Clippers, serving as the director of ticket sales from 2004-08. He also held similar positions with the Miami Heat and the New Orleans Hornets. Andrade's sales experience in major-league sports also includes time as the director of inside sales and group sales for Major League Baseball's Tampa Bay Rays.

A native of Cohasset, Massachusetts, Andrade received a bachelor's degree in sports management from the University of Massachusetts in 1997. He currently resides in Columbus with his wife, Liz.



★ COLUMBUS BLUE JACKETS ★

HOCKEY OPERATIONS





JARMO KEKALAINEN GENERAL MANAGER

Jarmo Kekalainen was named the third general manager in Columbus Blue Jackets history on February 13, 2013. He joined the club after serving as the president and general manager of Jokerit in the Finnish Elite League since 2010. He works closely with Blue Jackets President of Hockey Operations John Davidson on all hockey-related matters involving the club.

Prior to his stint with Jokerit, Kekalainen spent eight seasons with the St. Louis Blues from 2002-10. He joined the Blues as director of amateur scouting and was named assistant general manager and director of amateur scouting in 2005. In that role, he was involved in all facets of hockey operations, including professional scouting efforts and overseeing the club's amateur scouting and draft preparations. During his eight years in St. Louis, the Blues drafted players such as David Backes, Roman Polak, David Perron, T.J. Oshie, Patrick Berglund and Alex Pietrangelo.

Kekalainen was a member of the Ottawa Senators hockey operations department from 1995 to 2002 and served in a variety of roles with the club. He served as Ottawa's director of player personnel for three years and also oversaw the amateur draft and the club's scouting efforts in Europe. Among the players selected by Ottawa during this time were Jason Spezza, Marian Hossa, Martin Havlat, Antoine Vermette and Ray Emery. While working with the Senators, he also served as general manager of IFK Helsinki in the Finnish Elite League from 1995 to 1999 and led the club to the league championship in 1998.

As a player, Kekalainen appeared in 55 career NHL games with the Senators and Boston Bruins during a six-year career. A left wing, he scored five goals and added eight assists for 13 points with 28 penalty minutes, including a career-high 1-5-6 and 14 penalty minutes in 28 games with the Senators during the 1993-94 season. He also played in the American Hockey League and his native Finland before wrapping up his playing career with Vasteras IK in the Swedish Elite League in 1994-95.

Before signing with the Bruins, Kekalainen played two seasons at Clarkson University from 1987-89. He was named to the Eastern Collegiate Athletic Conference First All-Star Team after tallying 19-25-44 and 47 penalty minutes in 31 games during the 1988-89 season. He also represented Finland at the 1986 World Junior Championships and the 1991 Canada Cup Tournament.

Kekalainen was born on July 3, 1966 in Tampere, Finland. He owns a bachelor's degree in management from Clarkson University and earned a master's in business marketing from the University of Tampere. He and his wife, Tiina, are the parents of two daughters, Emilia and Sofia.



HOCKEY OPERATIONS



CHRIS MACFARLAND **ASSISTANT GENERAL MANAGER**

Chris MacFarland has been a member of the Columbus Blue Jackets hockey operations department since prior to the 1999-00 NHL season and was named assistant general manager of the club in July 2008.

MacFarland assists the club in all hockey-related matters including scouting at the professional and amateur level, player contract research and negotiations, salary cap management and arbitration, collective bargaining agreement administration, budgeting and team scheduling issues.

He is also the organization's liaison to the National Hockey League regarding matters pertaining to the collective bargaining agreement and oversees the hockey operations efforts of the club's minor league affiliates, the Springfield Falcons of the American Hockey League and Evansville IceMen of the ECHL.

He originally joined the Blue Jackets in 1999, served as the club's manager of hockey operations from 2001-07 and was promoted to the position of assistant to the general manager in July 2007. He began his career as an intern in the National Hockey League's New York office from 1993-94 and continued to work in the league's NHL Productions office while attending law school.

MacFarland was born on March 28, 1970, in the Bronx, New York. He played college hockey at Pace University, where he received a bachelor's degree in business in 1992 and graduated from the university's law school in 1998.

MacFarland and his wife, Chandra, are the parents of sons, Jake, Gavin and Sawyer, and daughter, Cara. The family resides in Powell.




BILL ZITO **ASSISTANT GENERAL MANAGER**

Bill Zito was named assistant general manager of the Columbus Blue Jackets on Aug. 12, 2013 and brings nearly three decades of experience encompassing a variety of aspects of the game of hockey to the organization.

Zito joined the Blue Jackets after having spent the past two decades building Acme World Sports into one of the top hockey agencies in the world by uncovering late-round or undrafted, lesser-known players as well as the top picks. As the agency's founder and president, his list of clients included: John Madden, former All-Star Brian Rafalski, Tuukka Rask, Kimmo Timonen, 2013 Vezina Trophy finalist Antti Niemi, and former Vezina Trophy and Conn Smythe Award winner Tim Thomas.

Zito is a graduate of Yale University, where he played varsity hockey from 1984-87. He then attended law school at the University of Wisconsin and during that time served as an assistant coach for the Badgers varsity hockey team and was a radio color commentator for Badger hockey. Upon earning his law degree, he went on to practice at major firms in New York and Chicago before founding Acme World Sports, LLC in 1995.

Zito was born on September 16, 1964 in Pittsburgh, Pennsylvania. He and his wife, Julie, are the parents of twin daughters, Gigi and Frankie, and son, Billy.



CRAIG PATRICK

SENIOR ADVISOR

One of the most respected figures in hockey during a playing, coaching and management career that spans four decades, Craig Patrick joined the Columbus Blue Jackets as senior advisor, hockey operations in December 2011.

Prior to joining the Blue Jackets, Patrick served as the executive vice president and general manager of the Pittsburgh Penguins from 1989-2006 and helped lead the club to two Stanley Cup championships (1991 and 1992), five division titles and 11 playoff berths, while Pittsburgh boasted the second-best record in the NHL behind the Detroit Red Wings during the 1990s. During his tenure, he drafted players such as Jaromir Jagr, Marc-Andre Fleury, Evgeni Malkin and Sidney Crosby and also served as head coach for parts of two seasons (1989-90 and 1996-97).

In 2001, Patrick was inducted into the Hockey Hall of Fame, becoming the fourth member and third generation of his family to enter the Hall, joining his grandfather Lester, his father Lynn and his great-uncle Frank. He was inducted for his lifetime of achievements in all facets and at all levels of the sport.

Patrick earned the honor of Sporting News NHL Executive of the Year in a vote of his peers in 1990-91, 1997-98 and 1998-99. He also won the 2000 Lester Patrick Award, named after his grandfather, for contributions to hockey in the United States and was inducted into the United States Hockey Hall of Fame in 1996.

His extensive international experience began as a player with the U.S. National Team (1969-71) and included the 1976 Canada Cup and numerous other tournaments. He then served as assistant general manager and assistant coach under Herb Brooks for the 1980 U.S. Olympic team, which upset the heavily-favored Soviet Union squad en route to winning the gold medal in what has become known as the "Miracle on Ice." He also served as general manager of the 2002 U.S. Olympic team, which claimed the silver medal, and the 1991 U.S. team at the Canada Cup.

Patrick began his NHL management career in 1980 when he became the director of operations for the New York Rangers. In 1981, he became the youngest general manager in Rangers history and served in that role until 1986. He led the Rangers to playoff berths in each of his five seasons and served as head coach for parts of two seasons (1980-81 and 1984-85). He was named the Penguins general manager on December 5, 1989.

Patrick played college hockey at University of Denver and helped the Pioneers to the NCAA championship in 1968 and 1969, serving as captain the latter year. He played eight NHL seasons and registered 72 goals and 91 assists for 163 points in 401 games with the California Golden Seals, St. Louis Blues, Kansas City Scouts and Washington Capitals. He retired following the 1978-79 season.

Patrick was born May 20, 1946 in Detroit, Michigan and is married to wife, Jamie. He has four children, daughters Erin and Taylor and sons C.J. and Ryan, and six grandchildren, Ryan, Reed, Anna, Cavan, Tatum and Declan.



JOSH FLYNN

DIRECTOR OF HOCKEY ADMINISTRATION

Josh Flynn is entering his sixth season with the Columbus Blue Jackets organization. Flynn is responsible for assisting in all facets of the hockey operations department, including salary cap management, contract negotiations and research, salary arbitration, statistical research and strategic planning, and he is the club's liaison to the National Hockey League regarding matters pertaining to the NHL-NHLPA collective bargaining agreement.

He originally joined the Blue Jackets hockey operations department in June 2008 after spending the previous two seasons with KO Sports Agency in Denver, Colorado, where he worked on contract negotiations for several NHL players represented by the agency.

Flynn was born on December 8, 1982 in Toronto, Ontario. He received a bachelor's degree in political science from the University of Toronto in 2004 and earned his Juris Doctorate from the Sturm College of Law at the University of Denver in 2007.

COACHING STAFF



TODD RICHARDS HEAD COACH

Todd Richards was named head coach of the Columbus Blue Jackets on May 14, 2012. He joined the club as an assistant coach on June 20, 2011 and took over as interim head coach on Jan. 9, 2012. He has guided the Blue Jackets to a 42-38-9 record, including a 24-17-7 mark and franchise-best .573 winning percentage in 2012-13. Columbus, which has gone 27-0-0 when leading after two periods under Richards, finished tied for eighth in the Western Conference with 55 points during the 2012-13 campaign. In July 2013, he was named an assistant coach of the US Olympic Team that will compete at the 2014 Games in Sochi, Russia.

Prior to joining the Blue Jackets, Richards compiled a 77-71-16 record as the head coach of the Minnesota Wild from 2009-11. He was named the second head coach in Wild history on June 16, 2009 and led the club to a 38-36-8 record in 2009-10 and a 39-35-8 mark in 2010-11. In 2008-09, he served as an assistant coach with the San Jose Sharks and helped the club capture the Presidents' Trophy with an NHL-best 53-18-11 record.

During his stint with the Wild, the club's power play unit converted nearly 19 percent of its man advantage opportunities. He was also responsible for the power play while serving as an assistant coach with the San Jose Sharks in 2008-09. That unit ranked third in the NHL at 24.2 percent and helped the club capture the Presidents' Trophy with a 53-18-11 record and 117 points.

Prior to his stint with the Sharks, Richards spent two seasons as the head coach of the Wilkes-Barre/Scranton Penguins from 2006-08, compiling a 98-49-13 record and leading the club to the 2008 Calder Cup Final. He also coached the PlanetUSA squad at the 2007 Rbk Hockey/AHL All-Star Classic in Toronto. He began his coaching career as an assistant with the American Hockey League's Milwaukee Admirals from 2002-06, helping the club to a pair of West Division titles, two appearances in the Calder Cup Final and the 2004 Calder Cup championship.

Richards played four seasons at the University of Minnesota from 1985-89. He was a three-time WCHA Second All-Star Team pick, helping the Golden Gophers win two Western Collegiate Hockey Association (WCHA) titles in 1988 and 1989 and reach the NCAA title game in 1989. He served as the team's captain and earned Second Team All-America honors as a senior. He is the University of Minnesota's all-time leading scorer among defensemen with 30-128-158.

Montreal's third pick, 33rd overall, in the 1985 Draft, Richards made his professional debut in 1990 and appeared in eight career NHL games with the Hartford Whalers between 1990-92, collecting four assists and four penalty minutes. His playing career spanned 13 seasons, mostly in the AHL and International Hockey League. He helped Springfield win the 1991 Calder Cup championship, was a three-time IHL All-Star and won the 2001 Turner Cup title with the Orlando Solar Bears. He wrapped up his career in 2001-02 with Servette Geneve in Switzerland.

Richards was born on Oct. 20, 1966 in Crystal, Minnesota. He and his wife, Maryann, are the parents of sons, Zachary and Justin.

CAREER COACHING RECORD

REGULAR SEASON

PLAYOFFS

YEAR	TEAM	LEAGUE	GP	W	L	OT	PTS.	PCT.	RESULTS
2006-07	Wilkes-Barre/Scranton	AHL	80	51	23	6	108	.675	Lost in 2nd Round
2007-08	Wilkes-Barre/Scranton	AHL	80	47	26	7	101	.631	Lost in Finals
2009-10	Minnesota	NHL	82	38	36	8	84	.512	Did Not Qualify
2010-11	Minnesota	NHL	82	39	35	8	86	.524	Did Not Qualify
2011-12	COLUMBUS	NHL	41	18	21	2	38	.463	Did Not Qualify
2012-13	COLUMBUS	NHL	48	24	17	7	55		Did Not Qualify
NHL Totals			253	119	109	25		.519	
AHL Totals			160	98	49	13		.653	



CRAIG HARTSBURG

ASSOCIATE COACH

Craig Hartsburg was named associate coach of the Columbus Blue Jackets on June 20, 2012, joining the club after spending the 2011-12 campaign as associate coach with the Calgary Flames. He brings over two decades of coaching experience to Columbus, including stints as the head coach of the Chicago Blackhawks from 1995-98, Anaheim Ducks from 1998-2001 and Ottawa Senators in 2008-09. He led his clubs to the Stanley Cup Playoffs in three of his five full seasons as a head coach and also served as an assistant coach with the Minnesota North Stars (1989-90) and Philadelphia Flyers (1990-94, 2002-04).

Prior to joining the Flames, Hartsburg spent two seasons as the head coach of the Western Hockey League's Everett Silvertips, leading the club to a 75-54-16 record and a pair of playoff appearances from 2009-11, and was named 2010 WHL Western Conference Coach of the Year. He posted a 181-117-42 record with the Ontario Hockey League's Sault Ste. Marie Greyhounds from 2001-02 (OHL Coach of the Year) and 2004-08, leading the club to a pair of West Division titles. In 1994-1995, he guided the OHL's Guelph Storm to a 47-14-5 mark and the Central Division championship, earning Canadian Hockey League Coach of the Year honors.

Hartsburg has been a part of Team Canada coaching staffs that won three-straight gold medals at the World Junior Championships. As head coach, he led Team Canada to consecutive gold medals at the 2007 and 2008 WJC tournaments and was an assistant coach to Brent Sutter when the squad won gold at the 2006 tournament.

A defenseman, Hartsburg was the first pick, sixth overall, of the Minnesota North Stars in the 1979 NHL Draft and went on to play 10 seasons with the club, registering 98 goals and 315 assists for 413 points with 818 penalty minutes in 570 games from 1979-89. He helped the North Stars advance to the 1981 Stanley Cup Final and appeared in the 1980, 1982 and 1983 All-Star Games. His best season was 1981-82, when he set career highs for goals, assists and points 17-60-77 in 76 games.

Hartsburg played junior hockey with the Sault Ste. Marie Greyhounds from 1975-78 and made his professional debut with the World Hockey Association's Birmingham Bulls in 1978-89. He also represented Canada at the 1978 World Junior Championships and the 1981 and 1987 Canada Cup Tournaments, and was named the top defenseman at the 1987 World Championships.

Hartsburg was born on June 29, 1959 in Stratford, Ontario. He and his wife, Peggy, are the parents of son, Chris and daughter, Katie, and grandparents to Colin and Blake.



DAN HINOTE

ASSISTANT COACH

Former National Hockey League player Dan Hinote joined the Columbus Blue Jackets as an assistant coach on July 1, 2010 after wrapping up a 13-year playing career that included nine NHL seasons and a Stanley Cup championship.

Hinote spent the 2009-10 season with Modo of the Swedish Elite League after playing nine seasons in the NHL with the Colorado Avalanche and St. Louis Blues. He registered 38 goals and 52 assists for 90 points with 383 penalty minutes in 503 career NHL games and added 6-9-15 and 67 penalty minutes in 72 career Stanley Cup Playoffs games. He helped the Avalanche win the 2001 Stanley Cup championship.

Hinote began his playing career with a two-season stint at the United States Military Academy at West Point from 1994-96, where he registered 41-48-89 and 42 penalty minutes in 67 games. After being selected by Colorado in the seventh round, 167th overall, of the 1996 Draft, he collected 27-28-55 and 97 penalty minutes in 95 games over the next two seasons with the Ontario Hockey League's Oshawa Generals. After signing with the Avalanche, he made his professional debut during in the 1997-98 campaign with the Hershey Bears, Colorado's American Hockey League affiliate.

He went on to tally 27-38-65 and 254 penalty minutes in 353 games with Colorado between 1999-06 and participated in the Stanley Cup Playoffs in each of his five full seasons with the club. He signed with St. Louis prior to the 2006-07 season and collected 11-14-25 and 129 penalty minutes in 150 games with the Blues, helping the club reach the 2009 Stanley Cup Playoffs.

Hinote was born on January 30, 1977 in Leesburg, Florida and grew up in Elk River, Minnesota. He and his wife, Amy, are the parents of a son, Charlie, and daughter, Madison.



IAN CLARK

GOALTENDING COACH

Ian Clark joined the Columbus Blue Jackets as goaltending coach on June 6, 2011. He came to the organization after serving as the goaltending coach and consultant for the Vancouver Canucks from 2002-10.

In addition to his eight years with the Canucks organization, Clark was also a member of Team Canada's coaching staff at the World Junior Championships from 2003-06, winning silver medals in 2003 and 2004 and capturing gold in 2005 and 2006. He also served as the goaltending consultant for the Florida Panthers (2001-02) and Sweden's MODO Hockey.

Recognized as a leading educator of the goaltending position, Clark's knowledge and innovative approach have attracted high-performance goaltenders at the NHL, international, minor pro, major junior and NCAA levels. In addition to the Blue Jackets goaltenders, the list of goaltenders he has worked with includes Roberto Luongo, Cam Ward, Marc-Andre Fleury, Cory Schneider, Johan Hedberg and Mathieu Garon, amongst others. He was the founder of the Goaltender Development Institute and served as technical author of *From the Crease - The Self Development Guide to Hockey Goaltending* from 1998-2003 and *The Goalie News* from 2003-08.

Clark was born on May 12, 1966 in Vancouver, British Columbia. His family includes wife, Debbie, and their sons, Morgan, Christopher, Samuel, Collins, Jason and Blake.

COACHING STAFF



KEVIN COLLINS STRENGTH & CONDITIONING COACH

Kevin Collins was named strength and conditioning coach for the Columbus Blue Jackets on June 29, 2010.

Collins joined the Blue Jackets after spending the previous five seasons with the Buffalo Sabres organization as strength and conditioning/video coach. He spent two seasons with the Portland Pirates (2008-10) and the previous three with the Rochester Americans (2005-08), the Sabres' American Hockey League affiliates. He started his career as an intern for Sabres Strength and Conditioning Coach Doug McKenney in 2004-05.

A Detroit, Michigan native, Collins played four years of collegiate hockey at SUNY Brockport, where he graduated with degrees in Exercise Physiology and Business Management. He is certified through National Strength and Conditioning Association (NSCA) as a certified strength and conditioning specialist.

Collins was born April 11, 1982. He and his wife, Amanda, are the parents of a daughter, Audrey, and reside in Blacklick.



DAN SINGLETON VIDEO ASSISTANT COACH

Dan Singleton joined the Blue Jackets in September 2000 as video coordinator. He was named video assistant coach in June 2011. He came to Columbus after spending the previous six years as the video coordinator for the Michigan State University hockey team.

Born in Boulder, Colorado, he grew up in Ottawa, Ontario. He attended McGill University in Montreal and earned a bachelor's degree in physical education in 1994. He then went to Michigan State, where he earned a master's degree in sports psychology in 1998.

Singleton and his wife, Karin, are parents of sons, Braeden and Ewan, and daughter, Claire. The family resides in Gahanna.



CHRIS CLARK DEVELOPMENT COACH

Former Columbus Blue Jackets forward Chris Clark rejoined organization's hockey operations department on June 5, 2012, when he was named development coach for the club.

In his role, Clark primarily works with young players throughout the organization, assisting with the development of prospects playing in the professional minor leagues, various major junior leagues and college hockey.

Clark registered 103-111-214 and 700 penalty minutes in 607 career NHL games with the Blue Jackets, Washington Capitals and Calgary Flames. The South Windsor, Connecticut native appeared in 89 games with Columbus between 2009-11 and notched 8-12-20 and 59 penalty minutes while serving as an alternate captain. He spent four-plus seasons with the Capitals, tallying 60-63-123 and 278 penalty minutes in 240 games with the club and serving as captain from 2006-09.

Calgary's third pick, 77th overall, in the 1994 Draft, Clark earned All-ECAC honors during four seasons at Clarkson University from 1994-98. He spent six seasons in the Flames organization from 1998-04, including 2003-04 when he collected 10-15-25 and 106 penalty minutes in 82 games and added 3-3-6 and 30 penalty minutes in 26 playoff games to help the Flames reach the Stanley Cup Final.



PAUL CASTRON **DIRECTOR OF AMATEUR SCOUTING**

Paul Castron was named the Columbus Blue Jackets' director of amateur scouting on July 21, 2006 and his responsibilities include overseeing all amateur scouting efforts by the club in North America and Europe. He served as the club's director of player development from 2002-06, managing the development of Blue Jackets players and draft picks competing at the junior hockey and collegiate levels, as well as progress of any personnel performing in Europe. He was also actively involved in the development process

within the club's minor professional affiliate system.

Castron joined the Blue Jackets as an amateur scout in 1999 after spending eight years as a member of the Ottawa Senators scouting staff. He brought invaluable experience in the building and development of an expansion franchise as his tenure with Ottawa included the acquisition of several players who became NHL standouts, including Alexei Yashin, Marian Hossa and Daniel Alfredsson.

Castron played four seasons of college hockey at St. Lawrence University, where he registered 56 goals and 86 assists for 142 points to go along with 135 penalty minutes in 131 career games and earned his degree in sociology. He went on to play professionally in the minor leagues and Europe, including four years as a player/coach in Sweden prior to joining the Senators organization.

He and his wife, Terri, are the proud parents of twins, Kuper and Madison. The family resides in Penfield, New York.



VILLE SIREN **HEAD AMATEUR SCOUT**

Ville Siren joined the Columbus Blue Jackets as head amateur scout on July 8, 2013 after spending nine years as a member of the St. Louis Blues scouting staff. During that time, he was instrumental in the club's selection of current NHL players such as Vladimir Tarasenko (1st Rd., 2010), Lars Eller (1st Rd., 2007), Patrik Berglund (1st Rd., 2006), Nikita Nikitin (5th Rd., 2004) and Roman Polak (6th Rd., 2004).

Prior to joining the Blues, he spent the 2002-03 season working with Tampere of the Finnish Elite League and scouted for the Washington Capitals from 1999-2002. A defenseman, Siren was selected by the Hartford Whalers in the second round, 23rd overall, of the 1983 NHL Draft and made his NHL debut with the Pittsburgh Penguins during the 1985-86 season. He went on to register 14 goals and 68 assists for 82 points with 276 penalty minutes in 290 career NHL games with the Penguins and Minnesota North Stars from 1985-90.

He also played nine seasons in Finland, Sweden and Switzerland before retiring in 1999 and represented Finland in numerous international competitions including the 1984 and 1992 Olympic Games, 1987 and 1991 Canada Cup tournaments, 1983 and 1984 World Junior Championships and 1985, 1991 and 1993 World Championships. Siren was born on Feb. 11, 1964 in Tampere, Finland. He is the father of a son, Viktor.

SCOUTING STAFF



MARSHALL DAVIDSON AMATEUR SCOUT

Marshall Davidson was hired by the Blue Jackets as an amateur scout on July 16, 2013. He had spent the previous five seasons serving in a similar capacity within the St. Louis Blues organization.

A native of Calgary, Alberta, Davidson's primary responsibilities with the Blue Jackets involve scouting the Western Hockey League. The 55-year-old has extensive coaching experience, having been involved with various Bantam and Midget AAA programs in western Canada for the past 25 years. He served behind the bench alongside current Detroit Red Wings associate coach Tom Renney with the Columbia Valley Rockies of the Kootenay International Jr. Hockey League for several years, helping to guide the team to back-to-back

Keystone Cup championships in the late 1980's.

Marshall and his wife, Barb, have two children, Heather and Robbie.



GREG DRESCHER AMATEUR SCOUT

Greg Dreschel joined the Columbus Blue Jackets as an amateur scout in August 2011 after spending the previous eight years at Clarkson University, most recently serving as associate head coach. During that time he helped the Golden Knights win one ECAC regular season title, a league tournament championship and a pair of berths in the NCAA tournament.

Prior to his arrival at Clarkson, he was a member of the Los Angeles Kings scouting staff from 1996-03, including serving as the assistant director of amateur scouting from 2000-03. He began his coaching career as an assistant at Clarkson from 1989-93 before stints at Miami (Ohio) University in 1993-94 and at the University of Denver from 1994-96.

Dreschel is a 1988 graduate of Colgate University, where he earned a bachelor's degree in psychology and registered 52-78-130 and 216 penalty minutes in 128 career games during his four seasons with the Raiders. He and his wife, Sandy, are the parents of daughters, Madeline and Hannah. The family resides in Potsdam, New York.



JOHN HILL AMATEUR SCOUT

John Hill has been a member of the Blue Jackets' scouting department since the 2011-12 season. Prior to joining the Jackets, he spent six years as an assistant coach at the University of Minnesota in his second stint with the Golden Gophers.

From 2001-05, Hill was the head coach at the University of Alaska Anchorage. Hill posted a 39-89-21 record in four years as head coach of his alma mater. He was a finalist for the Spencer Penrose Award as the nation's top coach at the conclusion of his first season in 2001-02.

Hill spent the 1999-2000 and 2000-01 campaigns as a Golden Gopher assistant coach after having spent the previous four seasons as an assist on Colorado College's coaching staff. Prior to his time at Colorado College, he was an assistant coach and recruiting coordinator at Alaska Anchorage from 1991-95.

A native of, Hampton, Virginia, Hill began coaching full-time with the Dubuque Fighting Saints of the United States Hockey League from 1989-91. In his second season, he guided Dubuque to 22 wins and a berth in the National Junior 'A' Tournament.

As a player, Hill led the Seawolves to a 23-6-1 record in 1983-84, and logged a total of 121 points (60-61--121) in a four-year career. He began spent his lone season of professional hockey (1985-86) with the Virginia Lancers and Carolina Thunderbirds of the Atlantic Coast Hockey League. He earned second team ACHL all-star honors that season, recording 48-48-96 in 58 appearances.

A 1988 graduate of UAA, Hill holds a bachelor of science degree in physical education



ROB RILEY REGIONAL SCOUT

Rob Riley has spent the past seven years with the Blue Jackets organization and returned to the role as regional scout in June 2012. His responsibilities include scouting preparatory school, junior and collegiate hockey in the northeast United States.

He served as the head coach of the Springfield Falcons, American Hockey League affiliate of the Columbus Blue Jackets, from 2010-12 and guided the club to a 71-74-11 record in two seasons. Riley joined the Falcons after spending four years with the Blue Jackets as a regional scout.

Prior to joining the organization, Riley spent 18 seasons as the head coach at the United States Military Academy at West Point, where he compiled a 257-288-33 record in 578 career games from 1986-2004. He served as an assistant coach at Army in 1985-86 under his father, Jack, and the two are the all-time winningest father-son combination in college hockey history with a combined 848 victories.

Riley played four seasons at Boston College from 1974-78 and captained the 1977-78 team to an ECAC title and berth in the national championship game. Riley began his coaching career at his alma mater, serving as an assistant coach and head junior varsity coach from 1978-80. He then spent three seasons at St. Lawrence University as an assistant coach from 1980-83.

Riley was born on January 15, 1955 in West Point, New York. He and his wife, Debbie, are the parents of a daughter, Sarah, and son, Brett.



ANDY SCHNEIDER

REGIONAL SCOUT

Andy Schneider joined the Columbus Blue Jackets as a regional scout in July 2012 after spending the 2011-12 season as an assistant coach with the Western Hockey League's Swift Current Broncos. He spent the previous 18 seasons playing professionally in North America and Europe.

A native of Edmonton, Alberta, he played five seasons in the WHL with Seattle and Swift Current from 1988-93 and represented Canada at the 1992 World Junior Championships. The 5-9, 170-pound left wing was signed by the Ottawa Senators as a free agent and spent two years in the organization, appearing in 10 games with Ottawa in 1993-94.

He split the following season between the American Hockey League's PEI Senators, the Canadian National Team and Leksand IF of the Swedish Elite League before playing with the International Hockey League's Minnesota/Manitoba Moose from 1995-97. Schneider spent the next 10 seasons playing in Germany before wrapping up his career with a four-year stint in Austria with Klagenfurt AC.

He and his wife, Kim, are the parents of sons, Jackson and Zachary. The family resides in Swift Current, Saskatchewan.



JOSEF BOUMEDIENNE

EUROPEAN SCOUT

Josef Boumedienne joined the Columbus Blue Jackets as its European scout on July 8, 2013. The native of Stockholm, Sweden retired this spring following a 17-year playing career in North America and Europe. He played for HC Slovan Bratislava in the Kontinental Hockey League.

After being selected by New Jersey in the fourth round, 91st overall, in the 1996 NHL Draft, he played in the NHL and American Hockey League from 2000-04 and 2007-09, collecting 4-12-16 and 36 penalty minutes in 47 career NHL games with New Jersey, Tampa Bay and Washington and 33-143-176 and 443 penalty minutes in 295 career AHL games. A native of Stockholm, Sweden he also played in Sweden, Finland, Switzerland and Russia during a 17-year career and represented Sweden at the 1997 and 1998 World Junior Championships.

Boumedienne was born on Jan. 12, 1978 in Stockholm, Sweden. He and his wife, Petra, are the parents of three sons, Sami, Sascha and Wilson.



PETER DINEEN

PRO SCOUT

Peter Dineen has served as a pro scout for the Columbus Blue Jackets since 1999. Prior to joining the organization, he served as a pro scout for the Boston Bruins from 1997-99. He spent the previous three seasons as the director of player personnel for the Houston Aeros of the International Hockey League.

The Ottawa, Ontario native served a one-year stint as the head pro scout for the Florida Panthers in 1993-94 and also served in scouting roles with the Philadelphia Flyers and Minnesota North Stars.

A former eighth round pick by the Flyers in the 1980 Draft, Dineen spent much of his 11-year career in the AHL and also logged games in the NHL with the Los Angeles Kings and Detroit Red Wings.

He comes from a very respected hockey family. His father, Bill, is a longtime scout who served as head coach of the Flyers and World Hockey Association Houston Aeros and won a pair of Stanley Cup championships as a player with the Detroit Red Wings (1954, 1955). His brothers, Kevin, Gord, Shawn and Jerry all played professionally and remain active in the game.

He and his wife, Brandy, are the parents of a daughter, Bailee, and reside in Lake George, New York.

SCOUTING STAFF



BLAKE GEOFFRION PRO SCOUT

Blake Geoffrion joined the Columbus Blue Jackets as a professional scout in July 2013 after his playing career was prematurely cut short due to a injury. A first round pick of the Nashville Predators, 56th overall, in the 2006 NHL Draft, Geoffrion scored eight goals and dished out five assists for 13 career points in 55 combined games with the Predators and Montreal Canadiens from 2010-12. He also appeared in 84 career American Hockey League games with Milwaukee and Hamilton, tallying 21-43-64.

Geoffrion became the first fourth generation player in NHL history when he made his NHL debut with the Predators against the Dallas Stars on Feb. 26, 2011. He joined his father, Danny; grandfather, Bernie; and great-grandfather, Howie Morenz; all of whom

played for the Canadiens.

Prior to turning pro, Geoffrion spent four seasons at the University of Wisconsin from 2006-10. He recorded 55-59-114 in 147 career NCAA games and won the Hobey Baker Memorial Award as the top collegiate player in the nation in 2009-10 after registering 28-22-50 in 40 games for the Badgers. A graduate of the United States Development Team Program, he won a bronze medal with Team USA at the 2007 IIHF World Junior Championships and helped the Americans capture gold at the 2006 IIHF World U18 Championships.

Geoffrion was born on Feb. 3, 1988 in Plantation, Florida and grew up in Brentwood, Tennessee. He and his wife, Katelyn, reside in Chicago.



SAM MACMASTER PRO SCOUT

Sam McMaster was named a pro scout for the Columbus Blue Jackets in August 2011. He has been a member of the Blue Jackets organization since 1999, serving as an amateur scout prior to his promotion.

A highly respected judge of talent with over 20 years of NHL experience working in hockey operations for several teams, McMaster served as the general manager of the Los Angeles Kings from 1994-97. He also spent many successful years as an administrator in junior hockey.

While working in the Ontario Hockey League, he served as the general manager of the Sudbury Wolves and the Sault Ste. Marie Greyhounds, helping his teams to 10 playoff berths in 11 seasons, three regular season championships and one playoff championship.

A native of Vancouver, British Columbia, he and his wife, Colleen, reside in Vernon, British Columbia.



MIKE BATTAGLIA
Pro Video
Scout



NIKLAS EVERTSSON
Regional
Scout



BOB HALKIDIS
Pro
Scout



SCOTT HARRIS
Amateur
Video Scout



JOHN McCONNELL II
Hockey
Operations



BASIL McRAE
Regional
Scout



CHRIS MOREHOUSE
Regional
Scout



MILAN TICHY
Regional
Scout



JOSEPH RUANE, D.O. MEDICAL DIRECTOR

Dr. Joseph Ruane is the medical director for the Columbus Blue Jackets and has been a member of the club's medical team since the inaugural 2000-01 season. He is the founder and medical director of the McConnell Spine, Sport and Joint Center and is a Clinical Assistant Professor of Sports Medicine at The Ohio State University College of Osteopathic Medicine. He is also the co-founder of the OhioHealth Sports Medicine Institute.

With his passion for athletics, Dr. Ruane's special interests include regenerative tissue therapies, soft-tissue pain syndromes, challenges of the aging population and patient education. He has earned several awards for excellence in teaching and clinical service, and is published in peer-reviewed journals and texts. He also travels nationally, educating his peers in musculoskeletal medicine.

Dr. Ruane graduated from the Philadelphia College of Osteopathic Medicine and served his residency at Doctors Hospital in Columbus, where he was chief resident in Family Medicine. He completed a Fellowship in Sports Medicine with Horizon Orthopedic, the team physicians for MLB's Cleveland Indians.

To learn more about Dr. Ruane and his practice, visit www.spinesportandjointcenter.com.



LARRY WATSON, M.D. TEAM PHYSICIAN

Dr. Larry Watson is a board certified orthopedic surgeon with a specialty in Sports Medicine, and was recently voted best orthopedic surgeon and top sports orthopedist in central Ohio by his peers. His special interests include the treatment of knee and shoulder problems associated with sports injuries and overuse.

A former college basketball player, Dr. Watson has spent much of his career dedicated to providing treatment and care to a variety of athletes of all skill levels. Dr. Watson has served as a team physician for many professional, college, high school and club athletic organizations including the Columbus Crew, Universal Gymnastics and Bishop Watterson High School.

Dr. Watson earned his medical degree at Marshall University School of Medicine, Huntington, West Virginia. He completed his residency in Orthopedic Surgery at The Ohio State University, and Fellowship in Sports Medicine at the University of Western Ontario University Hospital, London, Ontario. Dr. Watson is a proud member of the OhioHealth Sports Medicine Institute.

To learn more about Dr. Watson and his practice, visit www.ohio-ortho.com.



JASON DAPORE, D.O. TEAM PHYSICIAN

Dr. Jason Dapore is a fellowship-trained sports medicine physician with special interests in musculoskeletal ultrasound, platelet rich plasma injection therapy, osteopathic manipulative therapies and sports performance. With his passion for sports and an active lifestyle, Dr. Dapore has dedicated his career to restoring patients—at all levels of activity—back to their fullest.

Dr. Dapore received his medical degree from the Ohio University College of Osteopathic Medicine. He served as Chief Resident for Doctors Hospital Family Medicine program and completed his Primary Care Sports Medicine Fellowship at The

Ohio State University.

Dr. Dapore was recently named to Columbus Business First Forty Under 40 Class of 2013. His practice is dedicated to comprehensive non-operative musculoskeletal care from acute injuries to chronic musculoskeletal pain. Dr. Dapore is a proud member of the OhioHealth Sports Medicine Institute.

To learn more about Dr. Dapore and his practice, visit www.spinesportandjointcenter.com or follow him on Twitter @jldapore.



MARK TRIFFON, M.D. TEAM PHYSICIAN

Dr. Mark Triffon specializes in fractures, pediatrics, sports medicine and shoulder, elbow and knee disorders. Along with providing care to the Columbus Blue Jackets, Dr. Triffon serves as head team physician for Rahal Letterman Racing and assists with care of the Columbus Crew and numerous local high schools.

Dr. Triffon earned his Doctorate Degree in Medicine from The Ohio State University, College of Medicine and Public Health. He completed a residency in orthopedic surgery at the University of Southern California, Los Angeles, and a Fellowship in Sports Medicine at the Minneapolis Sports Medicine Center, Minneapolis, Minnesota.

Prior to his tenure as an assistant professor of orthopedic surgery at The Ohio State University, he was a clinical instructor of orthopedics and rehabilitation at Vanderbilt University. Dr. Triffon is a proud member of the OhioHealth Sports Medicine Institute.

To learn more about Dr. Triffon and his practice, visit www.ortho-ohio.com.

MEDICAL/ATHLETIC TRAINING STAFF



GREGORY A. REKOS, D.D.S., M.S. TEAM PHYSICIAN

Dr. Gregory Rekos graduated with honors from West Virginia University School of Dentistry. He completed his specialty training in Oral and Maxillofacial Surgery at The Ohio State University, where he also earned his master's degree. He is board certified by the American Board of Oral and Maxillofacial Surgeons.

Dr. Rekos practices the full scope of oral surgery with a special interest in managing facial trauma, orthognathic surgery, as well as the removal of wisdom teeth and placement of dental implants.

As a former athlete, Dr. Rekos appreciates the injury potential in any sporting activity and has treated athletes of all ages and skill levels. His private practice is located in Dublin, Ohio. He maintains hospital privileges at both Dublin Methodist Hospital and Grant Medical Center.

To learn more about Dr. Rekos and his practice, visit www.omfso.com.



JAMES P. ELLIS, D.D.S., M.S. TEAM PHYSICIAN

Dr. James Ellis graduated with honors from Northwestern University Dental School. He completed his residency in Oral and Maxillofacial Surgery at The Ohio State University where he also received a Masters degree. Dr. Ellis is board certified by the American Board of Oral and Maxillofacial Surgeons and is a member of numerous professional dental organizations.

Dr. Ellis maintains a private practice with locations in both Dublin and Gahanna, Ohio. He has served as a part-time faculty member at the Ohio State University in the department of Oral and Maxillofacial Surgery and lectures to a variety of professional groups on oral and maxillofacial surgery topics.

MEDICAL SUPPORT STAFF

DENTISTRY:

Bruce Baloy, D.D.S.
Dante Colisimo, D.D.S.

NEUROPSYCHOLOGIST:

Robert Bornstein, PhD

OPHTHALMOLOGY:

Ken Cahill, M.D.
Alice Epitropoulos, M.D.
Curt Kelley, M.D.
Karl Pappa, M.D.
John Stechschulte, M.D.

TEAM PHYSICAL THERAPIST:

Ryan Goodman, MPT, OhioHealth



MIKE VOGT HEAD ATHLETIC TRAINER

Mike Vogt joined the Columbus Blue Jackets as the head athletic trainer during the summer of 2008 after spending seven seasons with the Minnesota Wild as the club's assistant athletic trainer. During the lockout season of 2004-2005, he served as the head athletic trainer for the University of Minnesota's men's hockey team.

Prior to joining the Wild, he served as the head athletic trainer/strength and conditioning coach for the WNBA's Minnesota Lynx and the head athletic trainer/strength and conditioning coach for the two-time ABL Champion Columbus Quest. Mike also served as an athletic trainer for the Columbus Xoggz soccer team and many area high school teams.

A native of Canton, Ohio, Vogt earned a bachelor's degree from The Ohio State University in 1994 as well as a certification as a Certified Strength and Conditioning Specialist in 1999. He is an active member of the National Athletic Trainer's Association, Ohio Athletic Trainer's Association, Professional Hockey Athletic Trainer's Society, and the National Strength and Conditioning Association.

He and his wife, Monica, reside in Upper Arlington with their son, Cole, and daughter, Olivia.



CHRIS STRICKLAND ASSISTANT ATHLETIC TRAINER

Chris Strickland joined the Columbus Blue Jackets as assistant athletic trainer in 2008 after spending the previous four years with the Colorado Rockies Baseball Club, where he was named the 2007 Colorado Rockies Player Developmental Man of the Year. His experience also includes five years in the NBA with the Minnesota Timberwolves, Cleveland Cavaliers and Dallas Mavericks, as well as serving as the head athletic trainer with the Saint Paul Saints Baseball Club and in professional indoor lacrosse.

He is a graduate of the University of North Texas, where he received a degree in kinesiology and biology with an emphasis in sports medicine. He earned a master's of science degree in rehabilitative science from The California University of Pennsylvania in 2009.

A nationally certified athletic trainer, he is a member of the Professional Hockey Athletic Training Society (PHATS), NATA and the Southwest Athletic Trainers Association, and was active in the Professional Baseball Athletic Trainers Society from 2004-08.

He and his wife Zenia are the parents of three daughters, Azul, Genesis and Cielo, and son, Presley.



NATES GOTO

ASSISTANT ATHLETIC TRAINER

Naoto “Nates” Goto joined the Columbus Blue Jackets as assistant athletic trainer in June 2012. Prior to joining the club, he spent seven seasons with the New York Islanders, including six as the assistant athletic trainer and one as the team’s massage therapist.

He arrived in New York after serving as the head athletic trainer for the Niagara University men’s ice hockey team from 1996-2005. During that time, he also worked with the Florida Panthers as an athletic trainer and was the tournament head athletic trainer for the 2003 Men’s NCAA Frozen Four Tournament held at HSBC Arena in Buffalo, New York. His experiences also includes stints at Siena College, Rensselaer Polytechnic Institute, the Arena Football League’s Albany Firebirds, as well as at the 1992 USA Cup Hockey Tournament and the summer Empire State Games from 1991-1996.

A member of the National Athletic Trainers’ Association, Goto received a bachelor’s degree in physical education from Nippon Sports Science University in Tokyo, Japan and a master’s degree in physical education while completing the N.A.T.A. Approved Graduate Athletic Training Curriculum at Western Michigan University. He resides in Columbus.



TIM LEROY

EQUIPMENT MANAGER

Tim LeRoy joined the Columbus Blue Jackets as equipment manager prior to the inaugural 2000-01 season and has over 20 years of experience in professional hockey. He came to Columbus after spending six years with the Florida Panthers, most recently as the club’s associate equipment manager.

The Kalamazoo, Michigan native began his career with the International Hockey League’s Kalamazoo Wings as an assistant equipment manager from 1987-90. He then spent three years with the Kansas City Blades, San Jose’s IHL affiliate, from 1990-93.

LeRoy and his wife, Angie, and son, Kolter, reside in Westerville.



JAMIE HEALY

ASSISTANT EQUIPMENT MANAGER

Jamie Healy has served as the assistant equipment manager for the Columbus Blue Jackets since prior to the inaugural 2000-01 season. Prior to coming to Columbus, he spent the 1999-00 season as equipment manager for the East Coast Hockey League champion Peoria Rivermen.

A native of Kalamazoo, Michigan, he has also served as the equipment manager for the Alexandria Warthogs (WPHL, 1998-99) and Kalamazoo Wings (IHL, 1993-95).

His family includes wife, Darlene, and sons, Garrett, and Brendan. The family resides in New Albany.

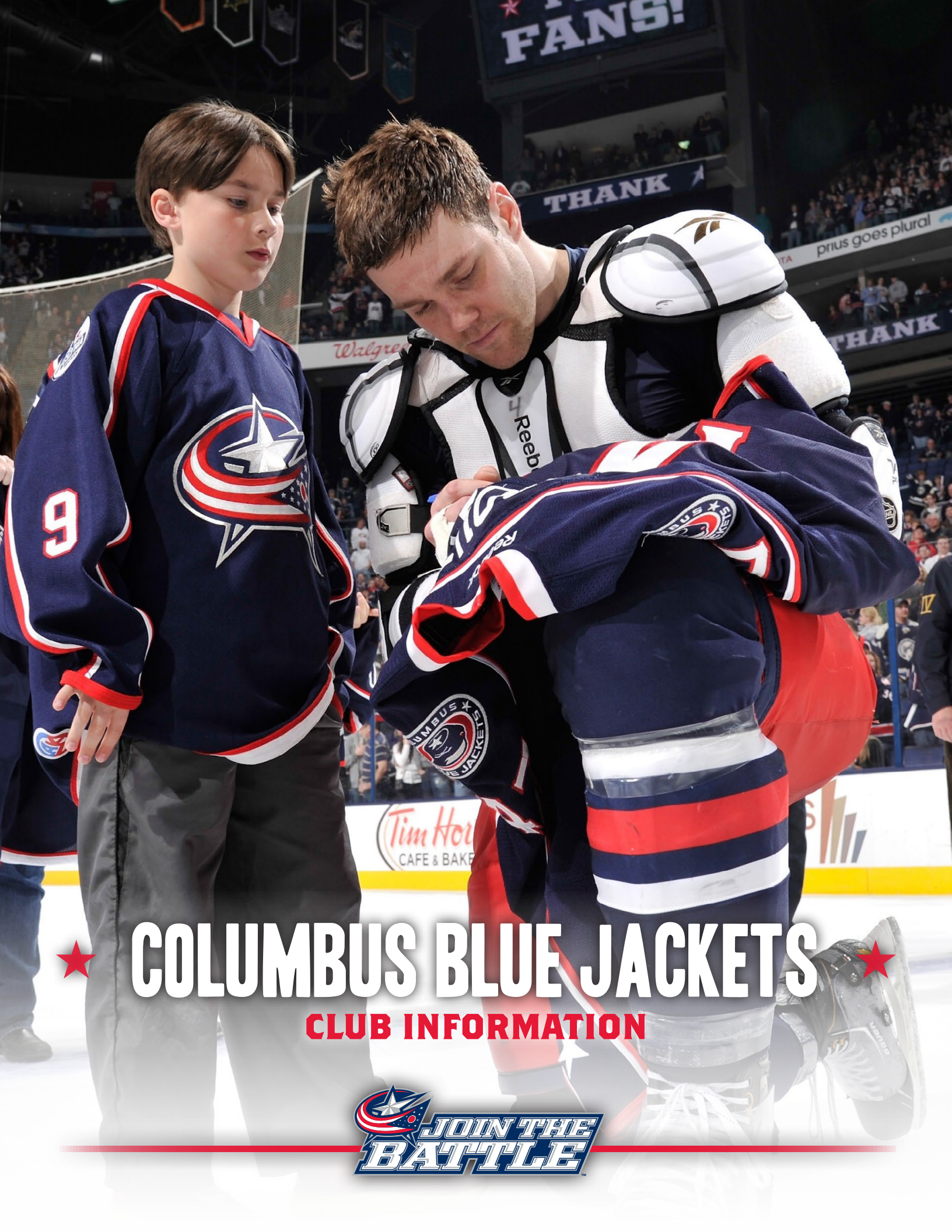


JASON STYPINSKI

EQUIPMENT ASSISTANT

Jason Stypinski joined the Blue Jackets as an equipment assistant prior to the 2005-06 season. Prior to joining the club, he served as a facilities director for the Chiller Ice Rinks and also worked Blue Jackets games as a locker room attendant for visiting teams playing at Nationwide Arena.

Stypinski spent several years as an equipment manager in the ECHL, serving in that capacity for the Peoria Rivermen (2000-01), Jackson Bandits (1999-00), Columbus Chill (1996-99) and Jacksonville Lizard Kings (1995-96).



★ COLUMBUS BLUE JACKETS ★


CLUB INFORMATION



★ WHAT YOU SEE ON THE ICE ★ IS JUST THE BEGINNING

The Columbus Blue Jackets Foundation is dedicated to helping central Ohio kids to get healthy, play safely, and stay active. The Foundation dedicates time, resources, and financial support to organizations making a difference in the areas of pediatric cancer, brain trauma prevention and management, fitness through play, and the growth and development of amateur hockey.

Since its inception in 2000, the Foundation has awarded over \$4.7 million to various charitable and youth hockey organizations throughout central Ohio.



GET HEALTHY

Through a variety of fundraisers, including the Black Tie Blue Jackets Fashion Show, the team and Foundation have raised over \$1.7 million to help fund programs at Nationwide Children's Hospital and other local organizations supporting pediatric cancer patients and their families. The Foundation also works to ease the stress on pediatric cancer families by hosting them at games, providing opportunities to interact with players, and funding summer camps.


PLAY SAFELY

The team and Foundation are committed to encouraging the use of proper safety equipment and teaching kids to take care of their bodies, primarily through the distribution of sport helmets. Each year, the Foundation and Nationwide Children's Hospital team up to distribute Blue Jackets-branded bike helmets to area youth visiting the hospital as a result of head traumas or as a preventive measure. The Foundation additionally donates helmets to each of the OhioHealth Chiller Ice Rinks and encourages skaters to wear one of these branded helmets during all public skate and class sessions.



STAY ACTIVE

With the help of Blue Jackets players, the Foundation has helped support youth hockey teams through sponsorships and clinics. Each year, 25 percent of the Foundation's revenue is directed to support youth and amateur hockey programs. Since 1995, the number of registered youth hockey players in the Columbus area has increased from 150 to over 4,500. The Foundation also supports playground building in an effort to provide children with safe places to exercise and interact.



For more information about the Blue Jackets Foundation, visit BlueJacketsFoundation.org.





Powered by **AEP** AMERICAN
ELECTRIC
POWER



BOOK JACKETS READING INCENTIVE PROGRAM

The Book Jackets reading program is a literary incentive initiative established by the team in 2000 to encourage students in grades K-8 to spend more of their free time reading. Students are able to track their minutes read through various levels to receive prizes.



STUDENT ACHIEVERS

Students Achievers gives teachers the flexibility to focus on achievement areas that are most important to their classrooms. Using a ticket to a Blue Jackets home game as an incentive, students can EARN their free ticket by reaching the goals set in their classroom. The Blue Jackets supply educators with achievement certificates and teachers determine how the prizes are rewarded, making it flexible, easy and fun!



PARTNERS IN EDUCATION

Avondale Elementary, on the near West side of Columbus, is the Blue Jackets official "Adopt-A-School" partner. This partnership includes a kickoff assembly at the beginning of the school year, beautification projects at the school by team staff and volunteers, Career Day presenters, guest speakers, and engaged CBJ staffers that participate as pen pals with students. The students also visit Nationwide Arena for an annual party during which they meet their pen pals.

SCHOLARSHIPS

Each season, the Foundation awards a pair of scholarships. The first is the John H. McConnell Scholarship Fund, founded in 2008 to honor the life and legacy of the team's late founder, John H. McConnell. Each year, one student, who personifies his character and leadership, is awarded a \$10,000 scholarship.

The Foundation also awards up to a \$10,000 scholarship to a graduating high school senior who played hockey in high school. The scholarship is awarded to student athletes who display maturity, leadership, and other character-focused qualities, in addition to scholastic and athletic success.

THE MISSION OF THE COLUMBUS BLUE JACKETS FAN DEVELOPMENT DEPARTMENT IS TO GIVE BACK TO THE COMMUNITY THROUGH VARIOUS PROGRAMMING AND EVENTS THAT INTRODUCE AND TEACH THE FUNDAMENTALS OF HOCKEY TO PEOPLE OF ALL AGES IN A SAFE AND PROFESSIONAL ENVIRONMENT.



JUNIOR JACKETS (Presented by Tim Hortons)

The Columbus Blue Jackets Junior Jackets program, presented by Tim Hortons, is dedicated to developing interest and participation in ice hockey throughout central Ohio. Our professional instructors from the OhioHealth Chiller Ice Rinks are committed to providing Ohio's premier initiation program in a fun, safe, and positive environment. It is the goal of the program to prepare the participants for play in a more structured youth hockey association in the future.



HIGH SCHOOL CHAMPIONSHIPS

The Blue Jackets and Nationwide Arena, in partnership with the Ohio High School Athletic Association, host the Ohio High School Ice Hockey Championships every March.



BLUE JACKETS SUMMER HOCKEY SCHOOL

Blue Jackets Summer Hockey School is designed to provide the highest quality of training and instruction to its participants. Sessions offer players of all ages and skill levels the best value experience in a positive learning environment. Camps are held at the OhioHealth Chiller North and feature appearances by Blue Jackets players and coaches.



STREET JACKETS

Street Jackets, a member of the NHL Street Program is a grass-roots street hockey program that allows kids to learn the basic skills of hockey on the playgrounds or in the gymnasiums of community based facilities through the donation of equipment, training sessions, and manuals. There is no cost to the facilities for this program and all kids need to participate is a pair of sneakers.



OHIO AAA BLUE JACKETS

The Ohio AAA Blue Jackets program was formed to create, develop, and maintain an elite hockey program in Ohio focused on player development that provides the training and environment for players to fully develop and enhance their skills. This program also aims to provide the elite player with the support necessary to succeed as a student-athlete, and also assist and promote player advancement to the junior and collegiate level. There are currently seven boys teams from Squirt Major to Midget Major as well as two girls teams at the U14 and U16 levels.



SHOOTOUT SHOWCASE (Presented by Scotts Miracle-Gro)

The Shootout Showcase, presented by Scotts Miracle-Gro, is a unique opportunity for youth hockey players across the state of Ohio to participate in an NHL style shootout contest. All competitions are televised during Fox Sports Ohio game broadcasts and posted to the Blue Jackets and Fox Sports Ohio websites.

BLUE JACKETS BREAKAWAY (Presented by Medical Mutual of Ohio)

The Breakaway Tour, presented by Medical Mutual of Ohio, is a series of events held in conjunction with much larger events throughout Ohio from April to September. Breakaway events include street hockey, team inflatable attractions, and giveaways. The mission of Blue Jackets breakaways is to work with our community and provide a first-class entertainment.

FREE HOCKEY CLINICS (Presented by Scotts Miracle-Gro)


The Blue Jackets and the OhioHealth Chiller Ice Rinks team up to host free "Try Hockey" clinics presented by Scotts Miracle-Gro giving central Ohio youth the opportunity to lace up their skates and try the game for free. The clinics, led by Blue Jackets staff and OhioHealth Chiller instructors, are held at various OhioHealth Chiller locations throughout the year.

FUTURE JACKETS

The Blue Jackets are happy to provide local mini-mite, mite, and squirt age youth hockey players the opportunity of a lifetime by playing during intermission breaks at select Blue Jackets home games. Treated like the pros, participants dress in a locker room next to the Blue Jackets dressing room, wear Blue Jackets uniforms and play on the same ice and in front of the same crowds as their hockey heroes.



OHIOHEALTH ICE HAUS



OHIOHEALTH ICE HAUS

One outstanding feature that sets Nationwide Arena apart as a premier sports and entertainment facility is the OhioHealth Ice Haus, the club's official practice rink attached to the main arena. The Blue Jackets hold the distinction of being the first team in the National Hockey League to have its practice rink located at the same location where it plays its games. This unique configuration has since been used as a model for new NHL buildings.

The OhioHealth Ice Haus is a 63,000-square foot facility located on the west side of Nationwide Arena. It contains four separate team locker rooms and one officials' room. As the practice home of the Blue Jackets and the official home rink of the Ohio Junior Blue Jackets Tier 1 AAA hockey program and several Central Ohio high school teams, the OhioHealth Ice Haus features fixed seating for 750 people and an overall capacity of 1,500.

In addition, the facility is also used for youth hockey, figure skating, public skating and private rentals. During Blue Jackets games, fans may check out the action within the OhioHealth Ice Haus from the open viewing areas located on the main concourse and inside the arena's pub – the Labatt Blue Zone.

In addition to the OhioHealth Ice Haus in downtown Columbus, other facilities within the family of OhioHealth Chiller Ice Rinks include three suburban locations that each feature dual rinks – OhioHealth Chiller Dublin, OhioHealth Chiller Easton, and OhioHealth Chiller North. The Chiller Ice Rinks group is also set to manage a new rink in Springfield, Ohio. For more information on any of the rinks, visit www.thechiller.com




OhioHealth Ice Haus
200 W. Nationwide Blvd.
Columbus, OH 43215
(614) 246-3380

OhioHealth Chiller Dublin
7001 Dublin Park Dr.
Dublin, OH 43016
(614) 764-1000

OhioHealth Chiller Easton
3600 Chiller Lane
Columbus, OH 43219
(614) 475-7575

OhioHealth Chiller North
8144 Highfield Dr.
Lewis Center, OH 43035
(614) 549-0009

OhioHealth Chiller Ice Works
401 E. Wilson Bridge Rd.
Worthington, OH 43085
(614) 433-9600



In addition to being known as home of the Columbus Blue Jackets, Nationwide Arena is also the destination of choice by many of the nation's top-grossing touring acts. From U2 to The Rolling Stones, Eric Clapton to Fleetwood Mac and Prince to Billy Joel and Elton John, Nationwide Arena has hosted the world's best entertainers since opening its doors in September 2000.

Last season's concert schedule ran the gamut from country acts like Brad Paisley, Rascal Flatts and Taylor Swift to rock icons Aerosmith and Bon Jovi, while the younger set packed the house for sold-out appearances by Justin Bieber and One Direction. Nationwide Arena was also the site for a campaign rally by President Barack Obama.

Besides exciting NHL action and the hottest concerts, the arena also annually hosts a wide range of premier events including Professional Bull Riders, Harlem Globetrotters, World Wrestling Entertainment, Monster Jam, Disney on Ice and World's Toughest Rodeo, just to name a few.

High school hockey action is also another annual staple at Nationwide Arena as the Ohio High School Athletic Association (OHSA) state ice hockey championships will be played in March for the 12th consecutive year.

As a multipurpose sports and entertainment venue, Nationwide Arena holds the distinction as the first NHL building to have the team's practice facility attached to the arena where the team plays its games. In addition to serving as the Blue Jackets official practice facility, the OhioHealth Ice Haus also offers hockey, public skating and is available for private rental. The OhioHealth Ice Haus serves as home of the AAA Ohio Blue Jackets hockey program and several central Ohio high school teams.

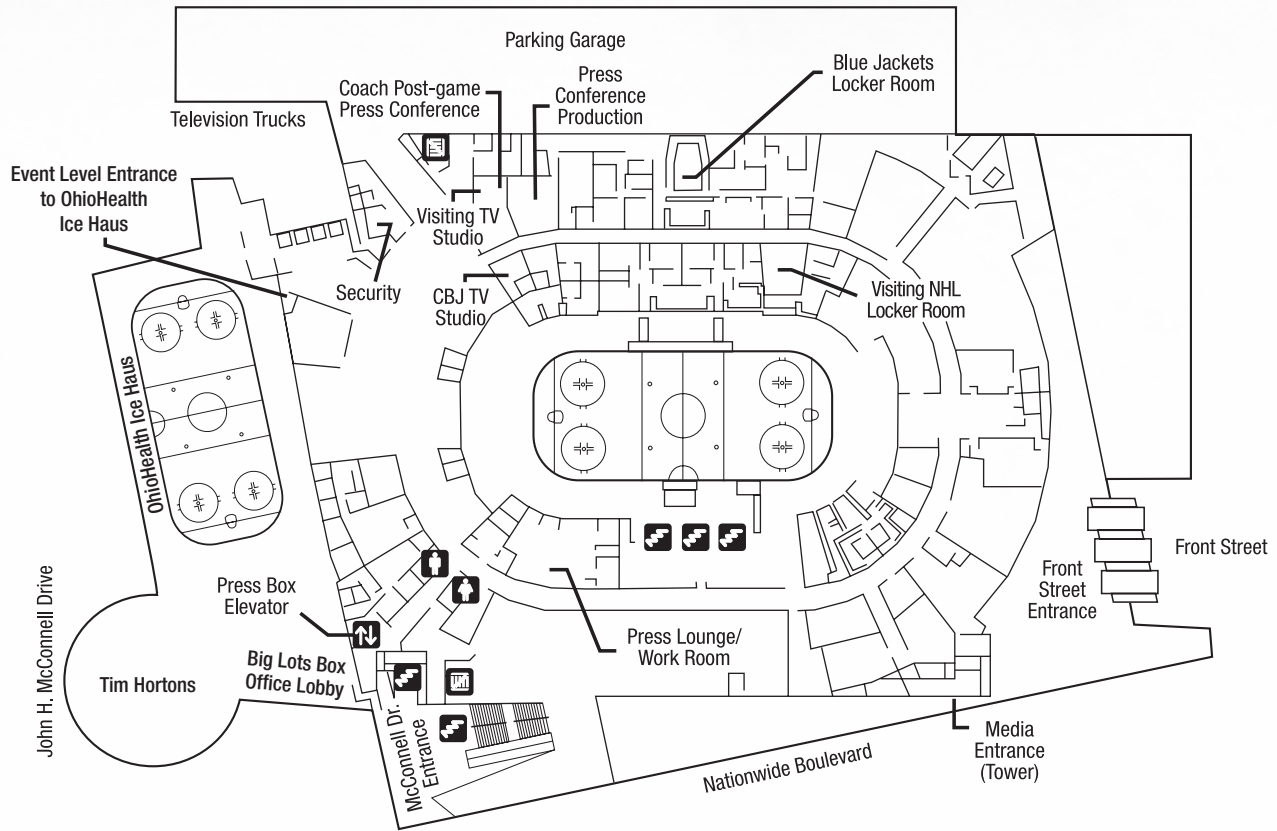
Nationwide Arena is the centerpiece of the Arena District, a 75-acre dynamic, mixed-use development located in the heart of downtown Columbus. This entertainment district features a variety of restaurants, premier office space, exciting entertainment venues, residential space and acres of parks and green space.

Together, the Arena District and Nationwide Arena provide a very inviting business and entertainment destination attracting residents, tenants and visitors from across the country. With its reputation as a "must play" venue for top touring acts, quality family entertainment and specialty sporting events, Nationwide Arena attracts an average of more than one million guests annually.

For more information on Nationwide Arena events, visit NationwideArena.com or [Facebook.com/NationwideArenaColumbus](https://www.facebook.com/NationwideArenaColumbus).



ARENA MAP AND DIRECTIONS



Elevator/Escalator

Freight Elevator

Men's Restroom

Stairs

Women's Restroom

DIRECTIONS TO NATIONWIDE ARENA AND OHIOHEALTH ICE HAUS

Nationwide Arena is located at 200 West Nationwide Blvd. on the north side of downtown Columbus.

FROM NORTH (ON I-71)

South on I-71 to I-670 West. Exit at Neil Avenue. Turn left at intersection onto Neil Avenue. Proceed to the signed event parking entrances. -or- South on I-71 to I-670 West. Exit onto N. Third St. Turn right onto Chestnut Street. Proceed to the signed event parking entrances on Chestnut Street.

FROM NORTH (ON OH-315)

South on OH-315 to I-670 East. Exit at Neil Avenue. Turn right at intersection onto Neil Avenue. Turn left onto Nationwide Blvd. Proceed to the signed event parking entrances.

FROM SOUTH (ON I-71)

North on I-71. Exit at Front St. (#100A). Turn left at intersection onto Front Street. Proceed North on Front Street to signed event parking entrances near Front Street and Nationwide Blvd.

FROM EAST (ON I-70)

West on I-70. Exit at Fourth Street. Continue onto Fulton Street to Front Street. Turn right onto Front Street. Proceed North on Front Street to signed event parking entrances near Front Street and Nationwide Blvd.

FROM EAST (ON I-670)

West on I-670. Exit at Neil Avenue. Turn left at intersection onto Neil Avenue. Proceed to the signed event parking entrances.

FROM WEST (ON I-70)

East on I-70 to I-670 East. Exit at Neil Avenue. Turn right at intersection onto Neil Avenue. Turn left onto Nationwide Blvd. Proceeds to the signed event parking entrances. -or- East on I-70 to OH-315 North to I-670 East. Exit at Neil Avenue. Turn right at intersection onto Neil Avenue. Turn left onto Nationwide Blvd. Proceed to the signed event parking entrances.

FROM WEST (ON I-670)

East on I-670. Exit onto Neil Avenue. Turn right at intersection onto Neil Avenue. Turn left onto Nationwide Blvd. Proceed to the signed event parking entrances.



JEFF RIMER TELEVISION PLAY-BY-PLAY

Jeff Rimer brings over three decades of broadcasting experience to Blue Jackets telecasts on FOX Sports Ohio and has covered the NHL for 30 years, including the past 20 seasons calling play-by-play action on television for the Blue Jackets, Florida Panthers and Washington Capitals. In addition, he is a regular guest on radio programs across North America and has co-hosted the internationally-syndicated "Inside the NHL" radio program with John Davidson.

A native of Toronto, Rimer began his broadcasting career with CFAC-Radio in Calgary and then spent over four years working for the Canadian Broadcast Company, including serving as the network's gymnastics commentator during the 1976 Summer Olympic Games in Montreal. He also served as the sports director at CFCF-Radio in Montreal for eight years and hosted Canadiens pre- and post-game shows.

Rimer called play-by-play action for the Capitals on Home Team Sports (HTS) and WDCA-TV from 1983-93. During that time, he also served as the sports director at WBAL-Radio in Baltimore, hosting pre- and post-game shows for Orioles baseball, co-hosted syndicated college basketball shows with Billy Packer and Maryland Head Coach Gary Williams and was a sideline reporter for Maryland Terrapins football. He was awarded a regional Emmy Award for his play-by-play work and won a United Press International National Broadcasting Award for his work at WBAL.

Rimer and his wife, Ferrel, reside in Dublin and are the parents of son, Josh, and daughter, Kylie.



BILL DAVIDGE TELEVISION PLAY-BY-PLAY

Bill Davidge enters his 13th year as a Blue Jackets color analyst and fifth in the television booth after providing commentary on the Blue Jackets Radio Network from 2000-09. He brings over 40 years of hockey experience as a player, scout and coach to game broadcasts and continues to be a contributor on the "Blue Jackets Live" pre-game show on FOX Sports Ohio.

Prior to joining the broadcast team, Davidge spent the 1999-00 season as a scout for the club. From 1995-99, he served as part-time scout/player development coach for the Florida Panthers and also was a part-time scout for the Detroit Red Wings from 1990-94.

Davidge played four years of college hockey at The Ohio State University, serving as team captain as a junior and senior and earning scholar-athlete recognition each season before graduating with honors in 1977. After spending the 1977-78 season as a graduate assistant coach at Miami (Ohio) University and earning his Masters in Education, he was hired as an assistant coach and served in that capacity for eight years. In 1985, he was promoted to head coach/professor and spent four seasons behind the bench and teaching. Upon retiring from college coaching, he continued to teach at Miami University as a professor in the Department of Physical Education, Health and Sport Studies.

A native of Dunnville, Ontario, he is the father of two sons, Rob, and Willy J., and a daughter, Miranda. He and his wife, Jayna, reside in Dublin.



BOB MCELLIGOTT RADIO PLAY-BY-PLAY

Bob McElligott joined the Columbus Blue Jackets broadcast team as radio broadcaster in July 2009 and assumed play-by-play duties prior to the 2013-14 season. In addition to his in-game duties, he serves as a host on both the radio pre- and post-game shows, as well as club ancillary programming. He is a regular contributor on BlueJackets.com, the club's official website, through video features on Jackets TV as well as editorial content.

Before moving to Columbus, McElligott spent the past 10 seasons serving as the broadcaster for the Syracuse Crunch, the Blue Jackets' American Hockey League affiliate. In addition to calling the action on radio and television for the Crunch, he produced a regular Crunch feature for the Blue Jackets Radio Network and called play-by-play action during several Blue Jackets games during that time.

Beyond his work with the AHL club, the Somerset, Pennsylvania native has been the radio and television voice of the Syracuse Chiefs of the International Baseball League. Also during his time in Syracuse, he hosted a weekly one-hour radio and was a morning sports anchor on radio stations WSEN-FM, WFBL-AM and WOLF-FM. In addition, he broadcast Syracuse University football and basketball games for ESPN3.com, as well as a variety of college and high school sports for Time Warner Cable.

Prior to his arrival in Syracuse, McElligott worked with the ECHL's Johnstown Chiefs as well as six years calling baseball action in the Carolina League (Single A) with Winston, Wilmington, Prince William and Salem.

He and his wife, Kathy, are the parents of sons, Matthew and Braden.



JODY SHELLEY BROADCAST ASSOCIATE & TEAM AMBASSADOR

Former Columbus Blue Jackets fan favorite Jody Shelley rejoined the club in August 2013 when he was named a broadcast associate and team ambassador. In his new role with the Blue Jackets, Shelley will feature prominently in all aspects of the club's broadcasting efforts and be actively engaged in various business and community initiatives for the organization.

A veteran of 16 professional seasons and over 600 NHL games, Shelley will provide analysis during select Blue Jackets home radio broadcasts; serving as a regular contributor during home game telecasts on FOX Sports Ohio, including as a second analyst between the benches on occasion; and co-hosting a weekly radio show on the Blue Jackets Radio Network and flagship station Sports Radio 97.1 The Fan. In addition, he will be involved in Jackets TV coverage via the club's website, BlueJackets.com; and actively engaged in.

Shelley was signed by the Blue Jackets as a free agent on Jan. 31, 2001 and made his NHL debut with the club against the Pittsburgh Penguins on Feb. 17, 2001. He went on to appear in 380 games with the club, registering 11 goals and 18 assists for 29 points with 1,025 penalty minutes. He led the Blue Jackets in penalty minutes four times (2001-06), is the club's all-time leader in that category and owns the club mark for penalty minutes in a season with 249 PIM in 2002-03. He also ranks fifth on the club's all-time games played list. He was also an active participant in the club's community initiatives through the Columbus Blue Jackets Foundation and received the team's Community Service Award for the 2006-07 season.

After leaving Columbus in January 2008, Shelley spent parts of three seasons with the San Jose Sharks. He then joined the New York Rangers during the 2009-10 season before spending the past three campaigns with the Philadelphia Flyers. He wrapped up his NHL career with 18-36-54 and 1,538 penalty minutes in 627 games. He also appeared in nine Stanley Cup Playoff games with San Jose and Philadelphia.

Prior to turning professional, he spent three seasons with the Halifax Mooseheads of the Quebec Major Junior Hockey League. He tallied 48-50-98 and 933 penalty minutes in 181 games from 1994-97 and had his number 25 retired by the Mooseheads. He began the 1997-98 season at Dalhousie University before making his pro debut with the Saint John Flames of the American Hockey League that same year. He then spent two years in the Calgary Flames organization before signing with the Blue Jackets.

Shelley was born on February 7, 1976 in Thompson, Manitoba and raised in Yarmouth, Nova Scotia. He and his wife, Mandy, are the parents of a son, Owen, and daughter, Evelyn. The family resides in Powell.

BROADCAST INFORMATION

BLUE JACKETS ON FOX SPORTS OHIO

FOX Sports Ohio is the official television home of Blue Jackets hockey and will televise live 80 games during the 2013-14 regular season – all in High Definition.

FOX Sports Ohio brings the excitement of the NHL to over 5.2 million homes across Ohio, as well as parts of Kentucky and West Virginia. Play-by-play duties will once again be handled by veteran broadcaster Jeff Rimer, with Bill Davidge providing color analysis and Dave Maetzold serving as the ice level reporter. FOX Sports Ohio's game night coverage also includes pregame and post-game editions of "Blue Jackets Live," featuring Dan Kamal and Brian Giesenschlag. In addition, former Blue Jackets forward Jody Shelley will also be a contributor on the network's coverage of the Blue Jackets throughout the 2013-14 season.

Blue Jackets Slap Shots offers Blue Jackets fans a chance to revisit the top moments from the Blue Jackets' previous week. The show airs weekly during the season on FOX Sports Ohio.

BLUE JACKETS RADIO NETWORK

Fans can catch all the action of Blue Jackets hockey on the Columbus Blue Jackets Radio Network, which boasts 28 stations across Ohio and West Virginia. The network, with Bob McElligott calling the play-by-play action, and contributions from former Blue Jacket Jody Shelley and longtime host Mark Wyant, will carry all games on flagship stations Sports Radio 97.1 The Fan (WBNS-FM) or CD 102.5FM (WWCD-FM). Fans can also access the radio broadcast via the team website (BlueJackets.com).

Fans can also tune in via the Blue Jackets Radio Network affiliates – WARF AM 1350 Akron; WATH AM 970 Athens; WBLL AM 1390 Bellefontaine; WILE AM 1270 Cambridge; WBEX AM 1490 Chillicothe; WWOW AM 1360 Conneaut; WING AM 1410 Dayton; WEOL AM 930 Elyria; WFIN AM 1330 Findlay; WMOH AM 1450 Hamilton; WTCR AM 1420 Huntington, WV; WIRO 1230 AM Ironton; WLOH AM 1320 Lancaster; WCIT AM 940 Lima; WLOH FM 99.3 Logan; WMOA AM 1490 Marietta; WMOV AM 1360 Ravenswood; WMPD FM 97.1, Pomeroy; WMRN AM 1490 Marion; WJAW FM 100.9 McConnelsville; WMPD AM 1390 Middleport; WCLT AM 1430 Newark; WNXT AM 1260 Portsmouth; WCHO AM 1250 Washington Court House; WELW 1330 AM, Willoughby; and WHIZ AM 1240 Zanesville.

2013-14 COLUMBUS BLUE JACKETS TELEVISION SCHEDULE

DATE	DAY	OPPONENT	TIME	NETWORK	DATE	DAY	OPPONENT	TIME	NETWORK
Oct. 4	Fri.	Calgary Flames	7:00pm	FS Ohio	Jan. 2	Thu.	at Phoenix Coyotes	9:00pm	FS Ohio
Oct. 5	Sat.	at New York Islanders	7:00pm	FS Ohio	Jan. 4	Sat.	St. Louis Blues	8:00pm	FS Ohio
Oct. 10	Thu.	at Buffalo Sabres	7:00pm	FS Ohio	Jan. 6	Mon.	at New York Rangers	7:00pm	FS Ohio
Oct. 12	Sat.	Boston Bruins	2:00pm	FS Ohio	Jan. 10	Fri.	Carolina Hurricanes	7:00pm	FS Ohio
Oct. 15	Tue.	at Detroit Red Wings	7:30pm	FS Ohio	Jan. 11	Sat.	at Winnipeg Jets	7:00pm	FS Ohio
Oct. 17	Thu.	at Montreal Canadiens	7:30pm	FS Ohio	Jan. 13	Mon.	Tampa Bay Lightning	7:00pm	FS Ohio
Oct. 19	Sat.	at Washington Capitals	7:00pm	FS Ohio	Jan. 17	Fri.	Washington Capitals	7:00pm	FS Ohio
Oct. 20	Sun.	Vancouver Canucks	6:00pm	FS Ohio	Jan. 18	Sat.	at Buffalo Sabres	7:00pm	FS Ohio
Oct. 22	Tue.	New Jersey Devils	7:00pm	FS Ohio	Jan. 21	Tue.	Los Angeles Kings	7:00pm	FS Ohio
Oct. 25	Fri.	Toronto Maple Leafs	7:00pm	FS Ohio	Jan. 23	Thu.	Philadelphia Flyers	7:00pm	FS Ohio
Oct. 27	Sun.	Anaheim Ducks	6:00pm	FS Ohio	Jan. 25	Sat.	Buffalo Sabres	7:00pm	FS Ohio
Nov. 1	Fri.	at Pittsburgh Penguins	7:00pm	FS Ohio	Jan. 27	Mon.	at Carolina Hurricanes	7:00pm	FS Ohio
Nov. 2	Sat.	Pittsburgh Penguins	7:00pm	FS Ohio	Jan. 28	Tue.	Ottawa Senators	7:00pm	FS Ohio
Nov. 5	Tue.	Ottawa Senators	7:00pm	FS Ohio	Jan. 30	Thu.	Washington Capitals	7:00pm	FS Ohio
Nov. 7	Thu.	New York Rangers	7:00pm	FS Ohio	Feb. 1	Sat.	Florida Panthers	7:00pm	FS Ohio
Nov. 9	Sat.	New York Islanders	7:00pm	FS Ohio	Feb. 3	Mon.	at Anaheim Ducks	10:00pm	FS Ohio
Nov. 12	Tue.	at Washington Capitals	7:00pm	FS Ohio	Feb. 6	Thu.	at Los Angeles Kings	10:30pm	FS Ohio
Nov. 14	Thu.	at Boston Bruins	7:00pm	FS Ohio	Feb. 7	Fri.	at San Jose Sharks	10:30pm	FS Ohio
Nov. 15	Fri.	at Montreal Canadiens	7:00pm	FS Ohio	Feb. 27	Thu.	at New Jersey Devils	7:00pm	FS Ohio
Nov. 17	Sun.	at Ottawa Senators	1:00pm	FS Ohio	Mar. 1	Sat.	Florida Panthers	2:00pm	FS Ohio
Nov. 19	Tue.	at Edmonton Oilers	9:30pm	FS Ohio	Mar. 3	Mon.	at Toronto Maple Leafs	7:00pm	FS Ohio
Nov. 20	Wed.	at Calgary Flames	10:00pm	FS Ohio	Mar. 4	Tue.	Dallas Stars	7:00pm	FS Ohio
Nov. 22	Fri.	at Vancouver Canucks	10:00pm	FS Ohio	Mar. 6	Thu.	at Chicago Blackhawks	8:00pm	FS Ohio
Nov. 25	Mon.	at Toronto Maple Leafs	7:00pm	FS Ohio	Mar. 8	Sat.	at Nashville Predators	8:00pm	FS Ohio
Nov. 27	Wed.	Nashville Predators	7:00pm	FS Ohio	Mar. 10	Mon.	at Dallas Stars	8:30pm	FS Ohio
Nov. 29	Fri.	Edmonton Oilers	7:00pm	FS Ohio	Mar. 11	Tue.	Detroit Red Wings	7:00pm	FS Ohio
Nov. 30	Sat.	at Boston Bruins	7:00pm	FS Ohio	Mar. 13	Thu.	San Jose Sharks	7:00pm	FS Ohio
Dec. 3	Tue.	Tampa Bay Lightning	7:00pm	FS Ohio	Mar. 15	Sat.	at Minnesota Wild	8:00pm	FS Ohio
Dec. 6	Fri.	Minnesota Wild	7:00pm	FS Ohio	Mar. 18	Tue.	Carolina Hurricanes	7:00pm	FS Ohio
Dec. 9	Mon.	at Pittsburgh Penguins	7:30pm	NBCSN	Mar. 20	Thu.	at Montreal Canadiens	7:30pm	FS Ohio
Dec. 10	Tue.	New Jersey Devils	7:00pm	FS Ohio	Mar. 21	Fri.	New York Rangers	7:00pm	FS Ohio
Dec. 12	Thu.	at New York Rangers	7:00pm	FS Ohio	Mar. 23	Sun.	at New York Islanders	1:00pm	FS Ohio
Dec. 14	Sat.	St. Louis Blues	7:00pm	FS Ohio	Mar. 25	Tue.	Detroit Red Wings	7:30pm	NBCSN
Dec. 16	Mon.	Winnipeg Jets	7:00pm	FS Ohio	Mar. 28	Fri.	Pittsburgh Penguins	7:00pm	FS Ohio
Dec. 19	Thu.	at Philadelphia Flyers	7:00pm	FS Ohio	Mar. 29	Sat.	at Carolina Hurricanes	7:00pm	FS Ohio
Dec. 21	Sat.	Philadelphia Flyers	7:00pm	FS Ohio	Apr. 1	Tue.	Colorado Avalanche	7:00pm	FS Ohio
Dec. 23	Mon.	at Carolina Hurricanes	7:00pm	FS Ohio	Apr. 3	Thu.	at Philadelphia Flyers	7:00pm	FS Ohio
Dec. 27	Fri.	at New Jersey Devils	7:00pm	FS Ohio	Apr. 4	Fri.	Chicago Blackhawks	7:00pm	FS Ohio
Dec. 29	Sun.	Pittsburgh Penguins	6:00pm	FS Ohio	Apr. 6	Sun.	New York Islanders	6:00pm	FS Ohio
Dec. 31	Tue.	at Colorado Avalanche	8:00pm	FS Ohio	Apr. 8	Tue.	Phoenix Coyotes	7:00pm	FS Ohio
					Apr. 11	Fri.	at Tampa Bay Lightning	7:30pm	FS Ohio
					Apr. 12	Sat.	at Florida Panthers	7:00pm	FS Ohio

All Times Eastern (Times Subject to Change)

FS Ohio - FOX Sports Ohio HD / NBCSN - NBC Sports Network



★ COLUMBUS BLUE JACKETS ★

PLAYERS



TRAINING CAMP ROSTER

No.	Forwards	Ht.	Wt.	DOB	Birthplace	Shoots	'12-13 Club	League	GP	G	A	Pts.	+/-	PIM
84	Aleardi, Alex	5-9	170	7-30-92	Farmington, MI	R	Windsor	OHL	28	12	30	42	-5	20
							Plymouth	OHL	39	15	15	29	5	44
							Springfield	AHL	3	1	1	2	1	5
53	Anderson, Josh	6-3	207	5-7-94	Burlington, Ontario	R	London	OHL	68	23	26	49	10	77
42	Anisimov, Artem	6-4	198	5-24-88	Yaroslavl, Russia	L	COLUMBUS	NHL	35	11	7	18	-6	12
13	Atkinson, Cam	5-8	174	6-5-89	Riverside, Connecticut	R	COLUMBUS	NHL	35	9	9	18	9	4
							Springfield	AHL	33	17	21	38	7	14
36	Audy-Marchessault, Jonathan	5-8	184	12-27-90	Cap-Rouge, Quebec	R	Springfield	AHL	74	21	46	67	20	65
							COLUMBUS	NHL	2	0	0	0	-1	0
32	Bass, Cody	6-0	210	1-7-87	Owen Sound, Ontario	R	Springfield	AHL	18	2	5	7	4	54
40	Boll, Jared	6-3	214	5-13-86	Charlotte, North Carolina	R	COLUMBUS	NHL	43	2	4	6	1	100
65	Bjorkstrand, Oliver	5-11	169	4-10-95	Herning, Denmark	R	Portland	WHL	65	31	32	63	38	10
11	Calvert, Matt	5-11	187	12-24-89	Brandon, Manitoba	L	COLUMBUS	NHL	42	9	7	16	-9	32
							Springfield	AHL	34	10	11	21	11	39
39	Chaput, Michael	6-2	197	4-9-92	Ile Bizard, Quebec	L	Springfield	AHL	73	13	19	32	-2	57
43	Collins, Sean	6-1	198	12-29-88	Saskatoon, Saskatchewan	L	Springfield	AHL	64	11	20	31	15	24
							COLUMBUS	NHL	5	0	0	0	0	6
14	Comeau, Blake	6-1	202	2-18-86	Meadow Lake, Saskatchewan	R	COLUMBUS	NHL	9	2	3	5	5	6
							Calgary	NHL	33	4	3	7	-9	14
12	Craig, Ryan	6-2	213	1-6-82	Abbotsford, British Columbia	L	Springfield	AHL	75	20	27	47	0	71
17	Dubinsky, Brandon	6-2	216	4-29-86	Anchorage, Alaska	L	COLUMBUS	NHL	29	2	18	20	2	76
71	Foligno, Nick	6-0	210	10-31-87	Buffalo, New York	L	COLUMBUS	NHL	45	6	13	19	6	28
10	Gaborik, Marian	6-1	204	2-14-82	Trencin, Slovakia	L	COLUMBUS	NHL	12	3	5	8	5	6
							NY Rangers	NHL	35	9	10	19	-8	8
46	Gabriel, Oliver	6-2	206	5-13-91	Edmonton, Alberta	L	Evansville	ECHL	20	5	5	10	0	0
59	Hansen, Jake	6-2	194	8-21-89	St. Paul, Minnesota	R	Springfield	AHL	46	4	5	9	0	26
8	Horton, Nathan	6-2	229	5-29-85	Welland, Ontario	R	Boston	NHL	43	13	9	22	1	29
38	Jenner, Boone	6-2	208	6-15-93	Dorchester, Ontario	L	Oshawa	OHL	56	45	37	82	23	58
							Springfield	AHL	5	3	1	4	1	0
19	Johansen, Ryan	6-3	223	7-31-92	Port Moody, British Columbia	R	COLUMBUS	NHL	40	5	7	12	-7	12
							Springfield	AHL	40	17	16	33	11	20
34	Joudrey, Andrew	5-10	181	7-15-84	Bedford, Nova Scotia	L	Springfield	AHL	73	9	13	22	-1	26
82	Langlois, Jeremy	5-11	174	6-2-90	Tempe, Arizona	R	Quinnipiac	ECAC	42	13	18	31	13	32
55	Letestu, Mark	5-10	199	2-4-85	Elk Point, Alberta	R	COLUMBUS	NHL	46	13	14	27	7	10
83	Little, Broc	5-9	164	3-24-88	Phoenix, Arizona	L	AIK	SEL	55	16	30	46	-3	24
45	Machacek, Spencer	6-1	195	10-14-88	Lethbridge, Alberta	R	St. John's	AHL	57	11	14	25	-23	45
							Springfield	AHL	18	5	9	14	1	13
24	MacKenzie, Derek	5-11	181	6-11-81	Sudbury, Ontario	L	COLUMBUS	NHL	66	7	7	14	4	40
67	Moutrey, Nick	6-3	206	6-24-95	Toronto, Ontario	L	Saginaw	OHL	65	16	27	43	2	44
52	Rychel, Kerby	6-1	203	10-7-94	Torrance, California	L	Windsor	OHL	68	40	47	87	-21	94
85	Sedlak, Lukas	6-0	215	2-25-93	Ceske Budejovice, Czech Rep.	L	Chicoutimi	QMJHL	48	15	19	34	1	64
5	Skille, Jack	6-1	216	5-19-87	Madison, Wisconsin	R	Florida	NHL	40	3	9	12	-9	11
37	Smith, Dalton	6-2	214	6-30-92	Markham, Ontario	L	Springfield	AHL	67	3	6	9	4	128
18	Umberger, R.J.	6-2	214	5-3-82	Pittsburgh, Pennsylvania	L	COLUMBUS	NHL	77	20	20	40	-10	27
76	Vogelhuber, Trent	6-1	200	7-13-88	Dublin, Ohio	R	Springfield	AHL	27	4	3	7	1	14
							Evansville	ECHL	34	6	10	16	3	20
No.	Defenseman	Ht.	Wt.	DOB	Birthplace	Shoots	'12-13 Club	League	GP	G	A	Pts.	+/-	PIM
57	Curcuroto, Gianluca	6-1	198	2-25-94	Toronto, Ontario	L	Plymouth	OHL	67	9	38	47	36	32
20	Erixon, Tim	6-3	200	2-24-91	Port Chester, New York	L	COLUMBUS	NHL	31	0	5	5	4	14
							Springfield	AHL	40	4	24	29	9	38
48	Goloubeff, Cody	6-1	195	11-30-89	Mississauga, Ontario	R	Springfield	AHL	38	5	8	13	9	49
							COLUMBUS	NHL	11	1	0	1	-3	0
64	Heatherington, Dillon	6-3	204	5-9-95	Calgary, Alberta	L	Swift Current	WHL	71	4	23	27	25	80
7	Johnson, Jack	6-1	238	1-13-87	Indianapolis, Indiana	L	COLUMBUS	NHL	44	5	14	19	-5	19
62	Larkin, Thomas	6-5	219	12-31-90	London, England	R	Colgate	ECAC	37	4	10	14	13	48
							Springfield	AHL	7	1	0	1	-3	2
78	Lavin, Joe	6-2	198	7-17-89	Shrewsbury, Massachusetts	L	Rockford	AHL	39	1	8	9	0	16
54	Madaisky, Austin	6-2	197	1-30-92	Burnaby, British Columbia	R	Evansville	ECHL	11	2	4	6	-2	2
							Springfield	AHL	6	0	0	0	1	2
49	McNeill, Patrick	6-0	196	3-17-87	Strathroy, Ontario	L	Hershey	AHL	47	4	13	17	-2	16
29	Melart, Ilari	6-4	229	2-11-89	Helsinki, Finland	L	HIFK Helsinki	FIN	50	7	11	18	2	80
27	Murray, Ryan	6-1	208	9-27-93	Regina, Saskatchewan	L	Everett	WHL	23	2	15	17	0	14
6	Nikitin, Nikita	6-4	223	6-16-86	Omsk, Russia	L	COLUMBUS	NHL	38	3	6	9	2	17
50	Parlett, Blake	6-1	201	5-13-89	Bracebridge, Ontario	R	Connecticut	AHL	67	6	22	28	8	85
							Springfield	AHL	9	2	2	4	1	8
47	Prout, Dalton	6-3	222	3-13-90	Kingsville, Ontario	R	COLUMBUS	NHL	28	1	6	7	15	25
							Springfield	AHL	40	1	8	9	4	73
28	St. Denis, Frederic	5-11	188	1-23-86	Greenfield Park, Quebec	L	Hamilton	AHL	63	7	11	18	-2	24
58	Savard, David	6-2	219	10-22-90	St. Hyacinthe, Quebec	R	COLUMBUS	NHL	4	0	0	0	-3	0
							Springfield	AHL	60	5	26	31	12	40
51	Tyutin, Fedor	6-2	212	7-19-83	Izhevsk, Russia	L	COLUMBUS	NHL	48	4	18	22	9	28
44	Weber, Will	6-4	228	10-28-88	Gaylord, Michigan	L	Springfield	AHL	58	2	3	5	8	82
							Evansville	ECHL	8	0	0	0	-5	14
21	Wisniewski, James	5-11	203	2-21-84	Canton, Michigan	R	COLUMBUS	NHL	30	5	9	14	-1	15

TRAINING CAMP ROSTER


No.	Goaltenders	Ht.	Wt.	DOB	Birthplace	Catches	'12-13 Club	League	GP	MIN	W-L-OT	GAA	SV%
72	Bobrovsky, Sergei	6-2	182	9-20-88	Novokuznetsk, Russia	L	COLUMBUS	NHL	38	2,219	21-11-6	2.00	.932
60	Dansk, Oscar	6-3	195	2-28-94	Stockholm, Sweden	L	Erie	OHL	43	2,393	11-23-6	4.11	.888
31	McElhinney, Curtis	6-3	205	5-23-83	London, Ontario	L	Springfield	AHL	49	2,926	29-16-3	2.32	.923
30	McKenna, Mike	6-2	184	4-11-83	St. Louis, Missouri	R	Peoria	AHL	39	2,307	19-18-1	2.42	.923
35	Smith, Jeremy	6-0	178	4-13-89	Dearborn, Michigan	L	Milwaukee	AHL	43	2,471	19-19-3	2.77	.907

PRONUNCIATION GUIDE

Alex Aleardi.....	al-ee-AHR-dee	Jeremy Langlois.....	lahng-WAH
Josh Anderson.....	AN-dur-suhn	Thomas Larkin.....	LAR-kin
Artem Anisimov.....	AHR-tehm a-NEE-see-mawv	Joe Lavin.....	LAV-ihn
Cam Atkinson.....	AT-kihn-suhn	Mark Letestu.....	luh-TEHS-too
Jonathan Audy-Marchessault.....	ow-DEE MAHR-shuh-soh	Broc Little.....	LIH-tuhl
Cody Bass.....	KOH-dee BAS	Spencer Machacek.....	mah-HAH-check
Sergei Bobrovsky.....	SAIR-gay bawb-RAWF-skee	Derek MacKenzie.....	muh-KEHN-zee
Jared Boll.....	JAIR-ehd BOWL	Austin Madaisky.....	muh-DAY-skee
Oliver Bjorkstrand.....	bee-YORK-strand	Curtis McElhinney.....	MAK-ihl-ehn-ee
Matt Calvert.....	CAL-vuhrt	Mike McKenna.....	muh-KEHN-uh
Michael Chaput.....	sha-POO	Patrick McNeill.....	muhk-NEEL
Sean Collins.....	KAW-lihns	Ilari Melart.....	ih-LAHR-ee meh-LAHT
Blake Comeau.....	KOH-moh	Nick Moutrey.....	MOO-tree
Ryan Craig.....	KREHG	Ryan Murray.....	MUHR-ree
Gianluca Curcuruto.....	jawn-LOO-kuh kuh-kuhr-ROO-toh	Nikita Nikitin.....	nih-KEE-tuh nih-KEE-tihn
Oscar Dansk.....	DANSK	Blake Parlett.....	PAHR-leht
Brandon Dubinsky.....	doo-BIHN-skee	Dalton Prout.....	PROWT
Tim Erixon.....	AIR-ihx-uhn	Kerby Rychel.....	RIGH-kuhl
Nick Foligno.....	foh-LEE-noh	Frederic St. Denis.....	saynt-dehn-EE
Marian Gaborik.....	GAB-uh-ihk	David Savard.....	suh-VAHRD
Oliver Gabriel.....	GAY-bree-ehl	Lukas Sedlak.....	SED-lak
Cody Goloubef.....	GOH-luh-behf	Jack Skille.....	SKIH-lee
Dillon Heatherington.....	HEH-thuhr-ing-tuhn	Dalton Smith.....	SMIHTH
Jake Hansen.....	HAN-sehn	Jeremy Smith.....	SMIHTH
Nathan Horton.....	HOHR-tuhn	Fedor Tyutin.....	FEH-dohr TOO-tihn
Boone Jenner.....	JEH-nehr	R.J. Umberger.....	UHM-buhr-guhr
Ryan Johansen.....	joh-HAN-sehn	Trent Vogelhuber.....	VOH-guhl-hew-buhr
Jack Johnson.....	JAHN-suhn	Will Weber.....	WEH-buhr
Andrew Joudrey.....	joe-DREE	James Wisniewski.....	wihz-NOO-skee

NUMERICAL ROSTER

5	Skille, Jack	RW	32	Bass, Cody	RW	54	Madaisky, Austin	D
6	Nikitin, Nikita	D	34	Joudrey, Andrew	C	55	Letestu, Mark	C
7	Johnson, Jack	D	35	Smith, Jeremy	G	57	Curcuruto, Gianluca	D
8	Horton, Nathan	RW	36	Audy-Marchessault, Jonathan	LW	58	Savard, David	D
10	Gaborik, Marian	RW	37	Smith, Dalton	LW	59	Hansen, Jake	RW
11	Calvert, Matt	LW	38	Jenner, Boone	C	60	Dansk, Oscar	G
12	Craig, Ryan	LW	39	Chaput, Michael	C	62	Larkin, Thomas	D
13	Atkinson, Cam	RW	40	Boll, Jared	RW	64	Heatherington, Dillon	D
14	Comeau, Blake	LW	42	Anisimov, Artem	C	65	Bjorkstrand, Oliver	RW
17	Dubinsky, Brandon	C	43	Collins, Sean	LW	67	Moutrey, Nick	LW
18	Umberger, R.J.	LW	44	Weber, Will	D	71	Foligno, Nick	LW
19	Johansen, Ryan	C	45	Machacek, Spencer	RW	72	Bobrovsky, Sergei	G
20	Erixon, Tim	D	46	Gabriel, Oliver	LW	76	Vogelhuber, Trent	RW
21	Wisniewski, James	D	47	Prout, Dalton	D	78	Lavin, Joe	D
24	MacKenzie, Derek	C	48	Goloubef, Cody	D	82	Langlois, Jeremy	C
27	Murray, Ryan	D	49	McNeill, Patrick	D	83	Little, Broc	LW
28	St. Denis, Frederic	D	50	Parlett, Blake	D	84	Aleardi, Alex	RW
29	Melart, Ilari	D	51	Tyutin, Fedor	D	85	Sedlak, Lukas	C
30	McKenna, Mike	G	52	Rychel, Kerby	LW			
31	McElhinney, Curtis	G	53	Anderson, Josh	RW			



ARTEM ANISIMOV

AHR-tehm a-NEE-see-mawv

42

POSITION

CENTER

SHOOTS

LEFT

HEIGHT

6-4

WEIGHT

198

DOB

05/24/88

BIRTHPLACE

YAROSLAVL, RUSSIA

VS. THE NHL

TEAM	GP	G	A	PTS	PIM
ANA	5	1	1	2	2
BOS	12	2	1	3	2
BUF	12	3	4	7	6
CGY	6	1	2	3	0
CAR	12	1	2	3	0
CHI	7	3	2	5	4
COL	5	1	1	2	0
CBJ	3	2	2	4	0
DAL	4	1	1	2	4
DET	6	2	0	2	2
EDM	6	2	2	4	4
FLA	12	1	2	3	0
LA	6	1	2	3	0
MIN	7	1	1	2	2
MTL	12	2	3	5	4
NSH	8	2	0	2	0
NJ	17	2	6	8	4
NYI	18	3	5	8	6
NYR	0	0	0	0	0
OTT	12	1	2	3	4
PHI	18	5	5	10	8
PHX	6	1	0	1	0
PIT	18	8	2	10	2
SJ	5	1	2	3	0
STL	8	2	0	2	4
TB	12	3	5	8	20
TOR	12	2	8	10	6
VAN	5	0	1	1	2
WSH	12	2	4	6	4
WPG	13	1	3	4	8
TOTALS	279	57	69	126	98

2012-13 SEASON

- Recorded back-to-back multi-point games on Mar. 28 at Edmonton (1-2-3) and Mar. 29 at Calgary (0-2-2)
- Converted on three consecutive shootout attempts (Mar. 5, Mar. 14 & Mar. 16), all in the opening round
- Finished T-5th in the NHL with four shootout goals on the season
- Scored 10 even-strength goals, the third-highest total among Russian-born NHL players
- Set a career high with 22:41 TOI on Feb. 5 vs. Los Angeles
- Matched career high with two goals on Feb. 2 vs. Detroit
- Scored a goal in his Blue Jackets debut on Jan. 19 at Nashville
- Games lost to injury: 13... Multi-point (goal) games: 3 (1)... Most Points: 3 – Mar. 28 at Edmonton... Most Goals: 2 – Feb. 2 vs. Detroit... Most Assists: 2 (2x) – March 29 at Calgary, most recent... Most PIM: 2 (6x) – Apr. 7 vs. Minnesota, most recent... Most Shots: 5(3x) – March 3 vs. Colorado, most recent... TOI: 22:41 – Feb. 5 vs. Los Angeles

CAREER HIGHLIGHTS

- Played the 200th game of his NHL career Dec. 30, 2011 at Florida
- Had his streak of playing 194-straight games come to an end when he missed the Dec. 17, 2011 game at Phoenix due to illness
- Was whistled for a career high 16 penalty minutes Dec. 8, 2011 vs. Tampa Bay
- Set career-highs in goals, assists, points, power play goals (3) and shots (190) in 2010-11
- Ranked third (tied) on the team in assists and was one of four Rangers to play in all 82 games in 2010-11
- The Rangers posted a record of 14-2-1 when he tallied a goal and were 24-6-2 when he registered a point in 2010-11
- Notched two goals, including the first overtime goal of his NHL career Nov. 11, 2010 vs. Buffalo
- Scored a goal and played the 100th game of his NHL career Nov. 14, 2010 vs. Edmonton
- Ranked ninth among NHL rookies in goals and 10th in points in 2009-10
- Was one of four NHL rookies and four Rangers to appear in all 82 games in 2009-10
- Spent the majority of the 2008-09 season with Hartford, but made his NHL debut Feb. 3, 2009 vs. Atlanta
- Ranked fourth in the AHL in goals and fifth in points and led Hartford in both categories in 2008-09
- Made his Stanley Cup Playoffs debut in Game 7 of the Eastern Conference Quarterfinal Apr. 28, 2009 at Washington
- Was selected to play in the AHL All-Star Game and had 1-2-3 for Planet USA in 2008-09
- Spent three seasons (2004-07) playing with Yaroslavl's various teams in Russia

INTERNATIONAL CAREER

- Invited to Russia's 2014 Olympic Development Camp in August 2013
- Represented Russia at the 2010 World Championships, 2008 World Junior Championships, 2007 World Junior Championships (silver medal) and 2006 World Under-18 Junior Championships

PERSONAL

- Nickname is 'Artie'
- Was a big fan of Russian stars Pavel Bure, Sergei Fedorov, Slava Fetisov and Alexander Mogilny growing up
- Cites playing in the 2012 Winter Classic as the highlight of his hockey career
- Favorite sports team is Manchester United and favorite athlete is Usain Bolt

CAREER TRANSACTIONS

- Signed a three-year contract extension with Columbus on June 26, 2013
- Acquired by the Blue Jackets from the NY Rangers along with Brandon Dubinsky, Tim Erixon and a 1st round selection in 2013 in exchange for Rick Nash, Steven Delisle and a conditional draft pick in the 2013 NHL Draft on July 23, 2012
- Selected by the Rangers in the second round, 54th overall, at the 2006 NHL Draft

SINGLE SEASON HIGHS

GP:	82 (2x), 2010-11
G:	18, 2010-11
A:	26, 2010-11
PTS:	44, 2010-11
+/-:	12, 2011-12
PIM:	34, 2011-12
PPG:	4, 2011-12
SHG:	1, 2011-12
GWG:	3, 2012-13
Shots:	190, 2010-11
TOI:	22:41, 2/5/13 at LAK

GAME HIGHS

G:	2 (3x), 2/2/13 vs. DET
A:	4, 1/19/11 vs. TOR
PTS:	4, 1/19/11 vs. TOR
PIM:	16, 12/8/11 vs. TB
+/-:	3 (5x), 2/5/12 vs. PHI
Shots:	7 (3x), 12/5/11 vs. TOR
TOI:	22:41, 2/5/13 at LA
Goal Streak:	3, 12/3-12/8/11
Assist Streak:	4 (2x), 3/5-3/22/11
Point Streak:	4 (3x), 12/1-12/8/11

NHL FIRSTS

Game:	2/3/09 vs. ATL
Goal:	10/11/09 vs. ANA
Assist:	10/8/09 at WSH

CBJ FIRSTS

Game:	1/19/13 at NSH
Goal:	1/19/13 at NSH
Assist:	1/28/13 vs. NSH



CAREER RECORD

YEAR	TEAM	LEAGUE	GP	TOI	G	A	PTS	+/-	PIM	GP	G	A	PTS	PIM
2004-05	Lokomotiv	Russia-3	24	n/a	3	5	8	n/a	10
2005-06	Lokomotiv	Russia	10	n/a	0	1	1	n/a	4
	Lokomotiv	Russia-3	32	n/a	15	12	27	n/a	28
2006-07	Lokomotiv	Russia-3	2	n/a	2	0	2	n/a	0
	Lokomotiv	Russia	39	n/a	2	8	10	n/a	26	7	3	2	5	4
2007-08	Hartford	AHL	74	n/a	16	27	43	16	30	5	1	0	1	2
2008-09	NY Rangers	NHL	1	9:27	0	0	0	0	0	1	0	0	0	0
	Hartford	AHL	80	n/a	37	44	81	12	50	6	2	0	2	0
2009-10	NY Rangers	NHL	82	12:54	12	16	28	-2	32
2010-11	NY Rangers	NHL	82	16:12	18	26	44	3	20	5	1	0	1	0
2011-12	NY Rangers	NHL	79	15:24	16	20	36	12	34	20	3	7	10	4
2012-13	Lokomotiv	KHL	36	n/a	12	17	29	16	22
	Columbus	NHL	35	16:24	11	7	18	-6	12
CBJ Totals			35	16:24	11	7	18	-6	12
NHL Totals			279	15:01	57	69	126	7	98	26	4	7	11	4
AHL Totals			154	...	53	71	124	28	80	11	3	0	3	2
Russia Totals			85	...	14	26	40	...	52	7	3	2	5	4
Russia-3 Totals			58	...	20	17	37	...	38



CAM ATKINSON

KAM AT-kihn-suhn

13

POSITION

RIGHT WING

SHOOTS

RIGHT

HEIGHT

5-8

WEIGHT

174

DOB

06/05/89

BIRTHPLACE

RIVERSIDE, CONNECTICUT

VS. THE NHL

TEAM	GP	G	A	PTS	PIM
ANA	2	0	0	0	0
BOS	0	0	0	0	0
BUF	0	0	0	0	0
CGY	3	0	1	1	0
CAR	1	0	0	0	0
CHI	4	0	1	1	0
COL	6	3	0	3	0
CBJ	0	0	0	0	0
DAL	2	3	0	3	0
DET	7	2	3	5	6
EDM	4	2	1	3	2
FLA	1	0	1	1	2
LA	2	0	0	0	0
MIN	3	0	0	0	0
MTL	0	0	0	0	0
NSH	6	1	2	3	2
NJ	0	0	0	0	0
NYI	1	2	1	3	0
NYR	0	0	0	0	0
OTT	0	0	0	0	0
PHI	1	0	0	0	0
PHX	5	0	0	0	2
PIT	1	0	1	1	0
SJ	2	0	1	1	0
STL	6	2	3	5	4
TB	0	0	0	0	0
TOR	0	0	0	0	0
VAN	5	1	1	2	0
WSH	0	0	0	0	0
WPG	0	0	0	0	0
TOTALS	62	16	16	32	18

2012-13 SEASON

- Recorded back-to-back multi-point games to end the season for the second consecutive year (2-0-2 on Apr. 25 at Dallas, 1-1-2 on Apr. 27 vs. Nashville)
- Named First Star of the Game after scoring a goal and assisting on Artem Anisimov's GWG on Apr. 12 vs. St. Louis
- Fired a career-high nine shots on goal and matched career high with three points (2-1-3) on Mar. 28 at Edmonton
- Scored first career game-winning goal on Mar. 9 vs. Detroit
- Logged a career-high 18:29 on Mar. 7 vs. Vancouver
- Recorded 17-21-38 in 33 games with the Springfield Falcons (AHL)
- Games lost to injury: 13... Multi-point (goal) games: 4 (2)... Most Points: 3 – March 28 at Edmonton... Most Goals: 2 (2x) – Apr. 25 at Dallas, most recent... Most Assists: 1 (9x) – Apr. 27 vs. Nashville, most recent... Most PIM: 2 (2x) – Apr. 5 at St. Louis, most recent ... Most Shots: 9 – March 28 at Edmonton... TOI: 18:29 – March 7 vs. Vancouver

CAREER HIGHLIGHTS

- Became the third rookie in franchise history to record a hat trick with three goals on Apr. 5, 2012 at Colorado (Semyon Varlamov-2, empty net- 1)
- Tallied the first multi-point game of his NHL career with 0-2-2 Mar. 31, 2012 at St. Louis
- Scored the game-deciding shootout goal Mar. 18, 2012 at Calgary, the first shootout attempt of his NHL career
- Finished the 2011-12 season ranked fourth in the AHL in power play goals (13) and 11th in goals (29) and led the Falcons in goals, power play goals and shorthanded goals (2-tied), while ranking third in points (44)
- Was selected to play in the 2012 AHL All-Star Classic (had an assist playing for the Eastern Conference)
- Made his professional debut at the end of the 2010-11 season, tallying 3-2-5 in five games with Springfield (AHL)
- Scored a goal in his first professional game Apr. 1, 2011 vs. Bridgeport

AMATEUR CAREER

- Played three seasons at Boston College from 2008-11
- Led Hockey East in goals and points and was second in the nation in goals in 2010-11
- Was a finalist for the Hobey Baker Award, named Hockey East First-Team All-Star and Hockey East Tournament MVP in 2010-11
- Led the nation in goals, ranked third (tied) in points and was sixth (tied) in power play goals (11), while helping Boston College win the NCAA Championship (scored two goals in the championship game) in 2009-10
- Was named the NCAA Northeast Regional Most Outstanding Player and selected for the NCAA All-Tournament Team in 2009-10
- His first collegiate goal was the game-winning goal Oct. 10, 2008 vs. Wisconsin during his freshman season

INTERNATIONAL CAREER

- Represented the United States at the 2012 IIHF World Championships

PERSONAL

- Has organized the 'Keep Hope Alive Festival', a fundraiser benefiting the Marty Lyons Foundation (which aims to grant wishes to children diagnosed with terminal or life-threatening illnesses) each of the past two summers
- Nicknames include 'Biebs', 'Cambo' and 'Atko'
- Idolized Tampa Bay Lightning forward Martin St. Louis growing up
- Favorite musical artists are Tiesto and Eminem

CAREER TRANSACTIONS

- Signed a two-year contract extension with the Blue Jackets on Apr. 26, 2013
- Signed a two-year, entry-level contract with the Blue Jackets on Mar. 27, 2011
- Columbus' eighth pick, 157th overall, at the 2008 NHL Draft

SINGLE SEASON HIGHS

GP:	35, 2012-13
G:	9, 2012-13
A:	9, 2012-13
PTS:	18, 2012-13
+/-:	9, 2012-13
PIM:	14, 2011-12
PPG:	1 (2x), 2012-13
SHG:	0
GWG:	1, 2012-13
Shots:	91, 2012-13
TOI:	15:35, 2012-13

GAME HIGHS

G:	3, 4/5/12 at COL
A:	2, 3/31/12 at STL
PTS:	3 (3x), 3/28/13 at EDM
+/-:	3, 4/5/12 at COL
PIM:	4, 2/28/12 vs. DET
Shots:	9, 3/28/13 at EDM
TOI:	18:29, 3/7/13 vs. VAN
Goal Streak:	2 (2x), 4/25-4/27/13
Assist Streak:	3, 3/28-3/31/12
Point Streak:	3, 3/28-3/31/12

NHL/CBJ FIRSTS

Game:	10/7/11 vs. NSH
Goal:	10/10/11 vs. VAN
Assist:	2/26/12 at PIT

**CAREER RECORD**

YEAR	TEAM	LEAGUE
2005-06	Avon Old Farms	USHS
2006-07	Avon Old Farms	USHS
2007-08	Avon Old Farms	USHS
2008-09	Boston College	HEA
2009-10	Boston College	HEA
2010-11	Boston College	HEA
	Springfield	AHL
2011-12	Columbus	NHL
	Springfield	AHL
2012-13	Springfield	AHL
	Columbus	NHL

CBJ/NHL Totals**AHL Totals****NCAA Totals****USHS Totals****REGULAR SEASON**

GP	TOI	G	A	PTS	+/-	PIM
25	n/a	15	20	35	n/a	16
27	n/a	28	24	52	n/a	12
28	n/a	26	37	63	n/a	10
36	n/a	7	12	19	-5	28
42	n/a	30	23	53	26	30
39	n/a	31	21	52	21	28
5	n/a	3	2	5	2	0
27	15:23	7	7	14	1	14
51	n/a	29	15	44	5	31
33	n/a	17	21	38	7	14
35	15:35	9	9	18	9	4
62	15:30	16	16	32	10	18
89	...	49	38	87	14	45
117	...	68	56	124	42	86
80	...	69	81	150	...	38

PLAYOFFS

GP	G	A	PTS	PIM
...
...
...
...
...
...
...
...
...
...
...
...
...
...



SERGEI BOBROVSKY

SAIR-gay bawb-RAWF-skee

72

POSITION

GOALTENDER

CATCHES

LEFT

HEIGHT

6-2

WEIGHT

182

DOB

09/20/88

BIRTHPLACE

NOVOKUZNETSK, RUSSIA

VS. THE NHL

TEAM	GP	SV%	W-L-OT	GA	SO	GAA
ANA	5	.897	2-3-0	14	0	4.07
BOS	2	.938	0-1-0	3	0	1.96
BUF	4	.906	2-1-1	13	0	3.25
CGY	3	.918	1-0-2	7	0	2.26
CAR	5	.933	4-1-0	10	0	2.01
CHI	2	.972	1-0-1	2	0	0.96
COL	4	.906	3-1-0	10	0	2.44
CBJ	0	.000	0-0-0	0	0	0.00
DAL	5	.936	4-0-1	10	0	1.95
DET	5	.927	3-1-1	11	1	2.14
EDM	4	.904	2-2-0	8	0	1.00
FLA	4	.915	3-1-0	10	0	2.75
LA	3	.929	0-3-0	5	0	1.69
MIN	3	.926	2-1-0	6	0	1.95
MTL	5	.923	4-1-0	12	0	2.42
NSH	5	.922	5-1-0	13	0	2.00
NJ	4	.866	1-2-1	16	0	4.51
NYI	9	.938	7-1-0	16	0	2.01
NYR	6	.902	1-3-1	16	0	2.86
OTT	5	.916	3-1-1	12	0	2.37
PHI	0	.000	0-0-0	0	0	0.00
PHX	2	.956	1-0-1	3	1	1.43
PIT	9	.908	5-3-1	24	0	2.83
SJ	3	.929	2-0-1	7	1	2.27
STL	4	.905	1-3-0	8	0	2.51
TB	3	.650	0-1-0	7	0	7.92
TOR	4	.913	3-1-0	9	0	2.26
VAN	4	.969	1-0-2	4	1	1.05
WSH	3	.890	1-0-1	8	0	3.38
WPG	5	.877	1-2-1	18	0	4.09
TOTALS	121	.917	63-34-16	282	4	2.49

2012-13 SEASON

- Won Vezina Trophy as NHL's top goalie and earned First Team All-Star honors
- Set Blue Jackets single-season record for best GAA (2.00) and SV% (.932)
- Finished second in the NHL in GAA and fifth in SV% and was tied for seventh in wins (21) and sixth in shutouts (4)
- Registered 12-3-5 record, 1.64 GAA and .945 SV% in 20 appearances at Nationwide Arena
- Went 18-5-3 with a 1.60 GAA and a .946 SV% in March and April
- Named NHL's First Star of the Week for Apr. 8-14 (3-0-0, 0.97 GAA, .971 SV%)
- Named NHL's Third Star of the Month for March after going 9-2-3 (1.49 GAA, .950 SV%, 3SO) in 14 appearances
- Named NHL's Third Star of the Week for March 11-17 (1-0-2, 0.62 GAA, .982 SV%)
- Named NHL's First Star of the Week for March 4-10 (4-0-0, 0.77 GAA, .972 SV%)
- Earned 50th career NHL victory in 100th career appearance on March 10 at Detroit (21 saves, 3-2 win)
- Recorded first career NHL shutout on Mar. 9 vs. Detroit (30 saves, 3-0 win)
- Won his Blue Jackets debut, making 32 saves and going 5-for-6 in the shootout of a 3-2 victory on Jan. 19 at Nashville
- Games lost to injury: 0... Most Saves: 39 (4x) – Apr. 13 at Minnesota, most recent... Longest Winning Streak: 5 – Mar. 3-10... Longest Regulation Unbeaten Streak: 11 – Feb. 26-Mar. 23 (8-0-3)

CAREER HIGHLIGHTS

- Set career highs in saves (43) and shots against (47) in a 6-4 win for Philadelphia on Apr. 1, 2012 at Pittsburgh
- Ranked second among NHL rookies in wins and games started, while ranking fifth in save percentage and goals-against average in 2010-11
 - Posted a 9-0-1 mark in 10 straight starts Oct. 26-Nov. 15, 2010
 - Won six-straight games and allowed two or fewer goals in each game Nov. 11, 2010-Jan. 25, 2011
 - Spent four seasons (2006-10) with Metallurg (Russia/KHL)

INTERNATIONAL CAREER

- Invited to attend Team Russia's 2014 Olympic Development Camp in August 2013
- Represented Russia at the 2008 IIHF World Junior Championships (Bronze) and at the 2007 Canada-Russia Super Series

PERSONAL

- Nickname is "Bob"
- Began playing hockey at the age of 7
- His, parents, coaches and teammates have had the greatest influence on his hockey career
- His first professional hockey game with Metallurg (Russia) is his most memorable moment in hockey
- His favorite sports team is FC Barcelona

CAREER TRANSACTIONS

- Signed a two-year contract extension with the Blue Jackets on June 30, 2013
- Acquired by Columbus from Philadelphia in exchange for second and fourth round picks in the 2012 NHL Draft and a fourth round pick in the 2013 NHL Draft on June 22, 2012
- Signed by the Flyers as a free agent by Philadelphia on May 6, 2010

SINGLE SEASON HIGHS

GP: 54, 2010-11
 W: 28, 2010-11
 MIN: 3017, 2010-11
 GAA: 2.00, 2012-13
 SV%: .932, 2012-13
 SO: 4, 2012-13

GAME HIGHS

Saves: 43, 4/1/12 at PIT
 Shots: 47, 4/1/12 at PIT

NHL FIRSTS

Game: 10/7/10 at PIT
 Win: 10/7/10 at PIT

CBJ FIRSTS

Game: 1/19/13 at NSH
 Win: 1/19/13 at NSH

**CAREER RECORD**

YEAR	TEAM	LEAGUE
2006-07	Metallurg	Russia
2007-08	Metallurg	Russia
2008-09	Metallurg	KHL
2009-10	Metallurg	KHL
2010-11	Philadelphia	NHL
2011-12	Philadelphia	NHL
2012-13	Metallurg	KHL
	Columbus	NHL

NHL Totals**KHL/Russia Totals****REGULAR SEASON**

GP	W-L-OT	MIN	GA	SO	GAA
8	n/a	280	13	0	2.78
24	n/a	1153	57	1	2.97
32	7-20-2	1636	69	1	2.53
35	9-22-3	1964	89	1	2.72
54	28-13-8	3017	130	0	2.59
29	14-10-2	1550	78	0	3.02
24	18-3-2	1419	46	4	1.94
38	21-11-6	2219	1084	4	2.00
121	63-34-16	6786	282	4	2.49
123	34-45-7	6452	274	7	2.55

PLAYOFFS

GP	W-L	MIN	GA	SO	GAA
...
...
...
6	0-2	186	10	0	3.23
1	0-0	37	5	0	8.11
...
...
7	0-2	223	15	0	4.04
...



JARED BOLL

JAIR-ehd BOWL

40

POSITION

RIGHT WING

SHOOTS

RIGHT

HEIGHT

6-3

WEIGHT

214

DOB

05/13/86

BIRTHPLACE

CHARLOTTE, NORTH CAROLINA

VS. THE NHL

TEAM	GP	G	A	PTS	PIM
ANA	18	0	0	0	72
BOS	6	0	0	0	27
BUF	6	1	1	2	27
CGY	21	3	0	3	64
CAR	5	1	1	2	7
CHI	27	1	1	2	55
COL	19	1	2	3	73
CBJ	0	0	0	0	0
DAL	21	1	0	1	74
DET	29	1	3	4	39
EDM	22	1	2	3	44
FLA	6	0	0	0	10
LA	21	1	2	3	27
MIN	18	1	4	5	52
MTL	5	0	1	1	9
NSH	32	0	2	2	44
NJ	4	1	0	1	5
NYI	5	0	1	1	12
NYR	1	1	1	2	10
OTT	4	0	0	0	5
PHI	3	0	0	0	2
PHX	20	3	1	4	50
PIT	5	0	0	0	14
SJ	19	0	1	1	62
STL	30	4	1	5	107
TB	5	0	0	0	2
TOR	4	0	0	0	9
VAN	20	1	3	4	27
WSH	6	1	1	2	17
WPG	6	1	0	1	17
TOTALS	388	24	28	52	963

2012-13 SEASON

- Finished tied for fifth in the NHL in fighting majors (12) and was ninth in penalty minutes (100), leading Columbus in both categories
- Finished fourth on the Jackets in hits (80)
- Dished out a season-high five hits on Apr. 12 vs. St. Louis
- Scored one goal, logged a season-high 11:34 and fired a season-high three shots on goal on Mar. 22 at Calgary
- Recorded fourth career multi-point game on Feb. 16 at Phoenix (1-1-2)
- Games lost to injury: 5... Multi-point (goal) games: 1 (0)... Most Points: 2 – Feb. 16 at Phoenix... Most Goals: 1 (2x) – Mar. 22 vs. Calgary, most recent... Most Assists: 1 (4x) – Apr. 15 at Colorado, most recent... Most PIM: 15 – Jan. 31 vs. St. Louis... Most Shots: 3 – Mar. 22 vs. Calgary... TOI: 12:55 – Nov. 10 vs. Chicago

CAREER HIGHLIGHTS

- Has finished in the Top 10 in the NHL in fighting majors in each of his six seasons in the league: 2012-13, 12 (fifth-T); 2011-12, 18 (fourth-T); 2010-11, 24 (third); 2009-10, 21 (sixth-T); 2008-09, 24 (second); 2007-08, 28 (first)
- Spent his fifth season with Columbus in 2011-12 and ranked second on the club in penalty minutes
- Played the 300th game of his NHL career Nov. 27, 2011 vs. St. Louis
- Was second on the club and ranked seventh in the NHL in penalty minutes in 2010-11
- Was unsuccessful on a penalty shot Nov. 26, 2010 vs. Detroit (Jimmy Howard)
- Led the Blue Jackets in penalty minutes (149) for the third-straight season in 2009-10 and ranked 15th in the NHL
- Had a Gordie Howe hat trick with a goal, assist and two fights Nov. 23, 2009 at NY Rangers
- Played the 200th game of his NHL career Jan. 26, 2010 vs. Nashville
- Led the team and ranked fifth in the NHL in penalty minutes in 2008-09
- Played the 100th game of his NHL career Dec. 17, 2008 vs. San Jose
- Finished second in the NHL in penalty minutes (226) during his rookie NHL season in 2007-08

AMATEUR CAREER

- Played two seasons (2005-07) with Plymouth (OHL) after spending two seasons (2003-05) with Lincoln (USHL)
- Served as an alternate captain, was named Whalers' Labatt Blue Collar Player of the Year and was awarded the Alice Iafate Award as the team's Overage Player of the Year along with Steve Ward in 2006-07
- Helped the Whalers win the 2006-07 OHL Championship
- Led the USHL in penalty minutes in 2003-04 and 2004-05

PERSONAL

- Nickname is "Boller"
- Was born in Charlotte, North Carolina, but grew up in suburban Chicago
- Began playing hockey at the age of 5 and idolized Steve Yzerman growing up
- His dad, Pete, has had the greatest influence on his hockey career
- Winning the 2007 OHL championship is his most memorable hockey moment
- A fan of country music, the last concert he attended was Kenny Chesney

CAREER TRANSACTIONS

- Signed a three-year contract extension with the Blue Jackets on Sept. 13, 2013
- Signed a two-year contract extension with the Blue Jackets on July 1, 2012
- Signed a two-year contract extension with the Blue Jackets on July 13, 2010
- Signed a three-year, entry-level contract with the Blue Jackets on April 7, 2007
- Columbus' fourth pick, 101st overall, in the 2005 Draft.

SINGLE SEASON HIGHS

GP: 75 (2x), 2008-09
 G: 7, 2010-11
 A: 10, 2008-09
 PTS: 14, 2008-09
 +/-: 1, 2012-13
 PIM: 226, 2007-08
 PPG: 1, 2008-09
 SHG: 0
 GWG: 3, 2007-08
 Shots: 73, 2008-09
 TOI: 8:53, 2008-09

GAME HIGHS

G: 1 (24x), 3/22/13 vs. CGY
 A: 2, 1/3/08 at LA
 PTS: 2 (4x), 2/16/13 at PHX
 +/-: 3, 11/23/09 at NYR
 PIM: 22 (2x), 12/03/10 BUF
 Shots: 4 (4x), 11/26/10 DET
 TOI: 15:14, 3/11/11 vs. ATL
 Goal Streak: 1 (24x), 3/22/13
 Assist Streak: 2, 3/14-3/16/08
 Point Streak: 2, (2x) 1/18-1/20/09

NHL/CBJ FIRSTS

Game: 10/5/07 vs. ANA
 Goal: 10/10/07 vs. PHX
 Assist: 1/3/08 at LA

**CAREER RECORD**

YEAR	TEAM	LEAGUE
2003-04	Lincoln	USHL
2004-05	Lincoln	USHL
2005-06	Plymouth	OHL
2006-07	Plymouth	OHL
2007-08	Columbus	NHL
2008-09	Columbus	NHL
2009-10	Columbus	NHL
2010-11	Columbus	NHL
2011-12	Columbus	NHL
2012-13	Turon Toverit	Finland
	Columbus	NHL

CBJ/NHL Totals**OHL Totals****USHL Totals****REGULAR SEASON**

GP	TOI	G	A	PTS	+/-	PIM
57	n/a	6	8	14	-12	176
59	n/a	23	24	47	0	294
65	n/a	19	22	41	-7	205
66	n/a	28	27	55	23	198
75	8:00	5	5	10	-4	226
75	8:53	4	10	14	-6	180
68	7:12	4	3	7	-8	149
73	7:40	7	5	12	-2	182
54	8:07	2	1	3	-8	126
5	n/a	2	1	3	1	31
43	8:05	2	4	6	1	100
388	8:00	24	28	52	-27	963
131	...	47	49	96	16	403
116	...	29	32	61	-12	470

PLAYOFFS

GP	G	A	PTS	PIM
...
4	1	3	4	25
13	2	4	6	21
20	6	4	10	66
...
1	0	0	0	0
...
...
...
...
...
...
33	8	8	16	87
4	1	3	4	25



MATT CALVERT

MAT CAL-vuhrt

11

POSITION

LEFT WING

SHOOTS

LEFT

HEIGHT

5-11

WEIGHT

187

DOB

12/24/89

BIRTHPLACE

BRANDON, MANITOBA

VS. THE NHL

TEAM	GP	G	A	PTS	PIM
ANA	6	1	1	2	2
BOS	1	0	0	0	0
BUF	2	0	1	1	0
CGY	4	2	0	2	0
CAR	1	0	1	1	0
CHI	9	2	1	3	11
COL	6	0	0	0	2
CBJ	0	0	0	0	0
DAL	5	1	0	1	0
DET	8	1	2	3	2
EDM	5	1	1	2	17
FLA	2	0	1	1	2
LA	6	1	0	1	2
MIN	5	0	1	1	10
MTL	0	0	0	0	0
NSH	9	3	2	5	0
NJ	1	0	0	0	0
NYI	0	0	0	0	0
NYR	0	0	0	0	0
OTT	0	0	0	0	0
PHI	1	0	0	0	2
PHX	6	4	1	5	2
PIT	1	0	0	0	0
SJ	3	1	2	3	4
STL	7	2	2	4	4
TB	1	0	0	0	0
TOR	1	0	1	1	0
VAN	6	1	0	1	0
WSH	1	0	2	2	0
WPG	1	0	0	0	0
TOTALS	97	20	19	39	60

2012-13 SEASON

- Finished second on Columbus in shooting pct. (14.3) and tied for fifth in goals (9)
- Matched career high in games played (42) and set career high in shots on goal (63)
- Scored first career shootout marker (also the game-deciding goal) on Mar. 10 at Detroit
- Scored first career overtime goal on Mar. 7 vs. Vancouver
- Scored first career shorthanded goal on Feb. 23 at St. Louis
- Games lost to injury: 6... Multi-point (goal) games: 3 (0)... Most Points: 2 (3x) – Apr. 4 at Nashville, most recent... Most Goals: 1 (9x) – Apr. 17 at Anaheim, most recent... Most Assists: 2 – Feb. 11 vs. San Jose... Most PIM: 15 – Mar. 5 vs. Edmonton... Most Shots: 6 – Feb. 16 at Phoenix... TOI: 20:35 – Mar. 7 vs. Vancouver

CAREER HIGHLIGHTS

- Began his second pro season with Columbus before playing the last 56 games with Springfield (AHL) in 2011-12
- Played his first professional season with Columbus and Springfield in 2010-11
- Ranked third on the Blue Jackets in plus/minus rating (tied) and fifth (tied) in power play goals (3) in 2010-11
- Became the first player to score at least 11 goals in his first 25 NHL games since Evgeni Malkin scored 15 goals in his first 25 in the fall of 2006
- Became the second Blue Jackets rookie to register a hat trick with three goals (and added an assist), including the first game-winning goal of his NHL career, Feb. 25, 2011 vs. Phoenix (Ilya Bryzgalov)
- Was named the NHL's Third Star of the Week for the week ending Feb. 27, 2011 (5-1-6, 3 GP)

AMATEUR CAREER

- Played three seasons (2007-10) with Brandon (WHL)
- Led the WHL in shorthanded goals (9), ranked second in game-winning goals (10), third (tied) in goals and fourth (tied) in points in 2009-10
- Was named WHL Player of the Month for March 2010
- Tallied three shorthanded goals for his third hat trick of the season Apr. 20, 2010 vs. Calgary
- Led the Wheat Kings in playoff goals and ranked second in points and was named to the Memorial Cup All-Star Team in 2009-10
- Led Brandon in power play goals (12) and was second in plus/minus rating (+10) in 2008-09
- Led the club in playoff goals, while ranking second in plus/minus rating (+11) and third in points and penalty minutes (tied) in 2008-09
- Led the Wheat Kings in plus/minus rating, while ranking second in goals, assists and points in 2007-08
- Led the team and ranked seventh (tied) in the WHL in shorthanded goals (3), while ranking fourth among WHL rookies in points

PERSONAL

- Nickname is "Calvs"
- Martin St-Louis was his favorite player growing up
- The Green Bay Packers are his favorite sports team
- His most prized possessions are the puck from his first NHL goal and his pontoon boat

CAREER TRANSACTIONS:

- Signed a two-year contract extension with Columbus on April 23, 2013
- Signed a three-year, entry level contract with the Blue Jackets on Mar. 18, 2010
- Columbus' fifth pick, 127th overall, in the 2008 Draft

SINGLE SEASON HIGHS

GP: 42 (2x), 2012-13
 G: 11, 2010-11
 A: 9, 2010-11
 PTS: 20, 2010-11
 +/-: 3, 2010-11
 PIM: 32, 2012-13
 PPG: 3, 2010-11
 SHG: 1, 2012-13
 GWG: 2, 2012-13
 Shots: 63, 2012-13
 TOI: 14:10, 2012-13

GAME HIGHS

G: 3, 2/25/11 vs. PHX
 A: 2 (2x), 2/11/13 vs. SJ
 PTS: 4, 2/25/11 vs. PHX
 PIM: 15, 3/5/13 vs. EDM
 +/-: 2 (4x), 4/4/13 at NSH
 Shots: 7, 2/25/11 vs. PHX
 TOI: 20:35, 3/7/13 vs. VAN
 Goal Streak: 3, 2/18-2/25/11
 Assist Streak: 2 (2x), 10/30-11/3/11
 Point Streak: 4, 2/18-2/27/11

NHL/CBJ FIRSTS

Game: 1/7/11 at ANA
 Goal: 1/8/11 at LA
 Assist: 1/22/08 at STL

**CAREER RECORD**


YEAR	TEAM	LEAGUE
2007-08	Brandon	WHL
2008-09	Brandon	WHL
2009-10	Brandon	WHL
2010-11	Columbus	NHL
	Springfield	AHL
2011-12	Columbus	NHL
	Springfield	AHL
2012-13	Springfield	AHL
	Columbus	NHL

CBJ/NHL Totals**AHL Totals****WHL Totals****REGULAR SEASON**

GP	TOI	G	A	PTS	+/-	PIM
72	n/a	24	40	64	26	53
58	n/a	28	39	67	10	58
68	n/a	47	52	99	47	70
42	11:05	11	9	20	3	12
38	n/a	13	12	25	-3	12
13	9:07	0	3	3	-5	16
56	n/a	17	19	36	-2	52
34	n/a	10	11	21	11	39
42	14:10	9	7	16	-9	32
97	12:09	20	19	39	-11	60
128	...	40	42	82	6	103
198	...	99	131	230	83	181

PLAYOFFS

GP	G	A	PTS	PIM
6	1	2	3	2
12	9	8	17	22
15	9	7	16	15
...
...
...
...
...
...
...
...
33	19	17	36	39



BLAKE COMEAU

BLAYK KOH-moh

14

2012-13 SEASON

- Recorded five points (2-3-5) in final six games of the season
- Scored first goal as a Blue Jacket on Apr. 15 at Colorado (opposing goalie: Jean-Sebastien Giguere)
- Acquired by Columbus from the Flames on Apr. 3 (NHL Trade Deadline)
- Led Calgary in hits (72) at the time of his trade to the Blue Jackets
- Scored seventh career GWG on Mar. 6 vs. San Jose (Thomas Greiss)
- Games lost to injury: 0... Multi-point (goal) games: 0 (0)... Most Points: 1 (12x) – Apr. 27 vs. Nashville, most recent... Most Goals: 1 (6x) – Apr. 17 at Anaheim, most recent... Most Assists: 1 (6x) – Apr. 27 vs. Nashville, most recent... Most PIM: 4 – Mar. 27 vs. Colorado... Most Shots: 5 (2x) – Mar. 29 vs. Columbus, most recent... TOI: 17:55 – Mar. 29 vs. Columbus

CAREER HIGHLIGHTS

- Enters 2013-14 with 29 career multi-point games in the NHL
- Skated in 300th career NHL game on Feb. 18, 2012 at Los Angeles
- Set career highs in goals (24), assists (22), points (46), shots (182) and games played (77) with NY Islanders in 2010-11
- Appeared in 200th career NHL game on Dec. 23, 2010 at New Jersey
- Recorded first career NHL hat trick on Mar. 2, 2010 vs. Chicago
- Played in 100th career NHL game on Mar. 21, 2009 at Ottawa
- Registered first career NHL goal (also GWG) and assist on Dec. 21, 2007 at Pittsburgh
- Set Bridgeport Sound Tigers team record (since matched) for most points in a single game (2-3-5) in his second career regular season AHL appearance on Oct. 13, 2006 at Hartford
- Tallied 0-4-4 in AHL regular season debut on Oct. 8, 2006 at Binghamton

AMATEUR CAREER

- Won two Western Hockey League (2003 & 2005) championships and one Memorial Cup title (2004) with Kelowna
- Named a WHL First Team All-Star in 2005-06

INTERNATIONAL CAREER

- Won Gold with Team Canada at 2006 IIHF World Championships (6GP-3G-4A-7P at tournament) and 2004 IIHF U18 Junior World Cup
- Served as an alternate captain on fifth-place-finishing Team Saskatchewan at 2003 Canada Winter Games

PERSONAL

- Spends off-season on Lake Okanagan in Kelowna, BC
- Was a big fan of Steve Yzerman growing up
- The Seattle Seahawks are his favorite sports team
- His favorite TV shows are *Game of Thrones* and *Sons of Anarchy*

CAREER TRANSACTIONS

- Signed a one-year contract extension with the Blue Jackets on July 2, 2013
- Acquired by Columbus from Calgary in exchange for a fifth round selection at the 2013 NHL Entry Draft on April 3, 2013
- Claimed by Calgary off of waivers from the NY Islanders on November 25, 2011
- NY Islanders' second pick, 47th overall, at the 2004 NHL Entry Draft

POSITION

RIGHT WING

SHOOTS

LEFT

HEIGHT

6-1

WEIGHT

202

DOB

02/18/86

BIRTHPLACE

MEADOW LAKE, SASKATCHEWAN

VS. THE NHL

TEAM	GP	G	A	PTS	PIM
ANA	12	2	1	3	6
BOS	14	0	4	4	4
BUF	9	2	3	5	10
CGY	3	0	0	0	2
CAR	15	1	7	8	14
CHI	7	3	2	5	2
COL	12	2	3	5	4
CBJ	10	1	2	3	2
DAL	9	2	2	4	8
DET	7	2	0	2	2
EDM	10	3	3	6	8
FLA	18	2	4	6	13
LA	14	0	1	1	4
MIN	13	2	0	2	20
MTL	14	3	2	5	6
NSH	9	2	2	4	6
NJ	19	6	6	12	8
NYI	1	0	0	0	0
NYR	20	11	7	18	14
OTT	12	4	4	8	4
PHI	19	5	1	6	12
PHX	10	1	2	3	0
PIT	18	3	4	7	4
SJ	13	1	1	2	4
STL	7	0	1	1	2
TB	14	1	3	4	6
TOR	14	4	7	11	4
VAN	12	2	4	6	8
WSH	13	0	1	1	8
WPG	13	2	4	6	2
TOTALS	361	67	81	148	187

SINGLE SEASON HIGHS

GP:	77, 2010-11
G:	24, 2010-11
A:	22, 2010-11
PTS:	46, 2010-11
+/-:	1, 2007-08
PIM:	43, 2010-11
PPG:	5, 2010-11
SHG:	1 (3x), 2012-13
GWG:	3, 2010-11
Shots:	182, 2010-11
TOI:	18:41, 2010-11

GAME HIGHS

G:	3, 3/2/10 vs. CHI
A:	3, 3/14/10 vs. TOR
PTS:	3 (5x), 1/21/12 at EDM
PIM:	10, 2/28/09 vs. BUF
+/-:	4, 1/21/12 at EDM
Shots:	7, 3/18/12 vs. CBJ
TOI:	23:40, 12/31/09 at OTT
Goal Streak:	3 (3x), 1/11-1/15/11
Assist Streak:	4, 3/11-3/16/10
Point Streak:	6 (2x), 3/30-10/11/10

NHL FIRSTS

Game:	12/7/06 vs. MTL
Goal:	12/21/07 at PIT
Assist:	12/21/07 at PIT

CBJ FIRSTS

Game:	4/5/13 at STL
Goal:	4/15/13 at COL
Assist:	4/18/13 at LA



CAREER RECORD

YEAR	TEAM	LEAGUE	GP	TOI	G	A	PTS	+/-	PIM	GP	G	A	PTS	PIM
2001-02	Kelowna	WHL	3	n/a	0	0	0	4	0
2002-03	Kelowna	WHL	54	n/a	5	18	23	77	11	19	2	1	3	20
2003-04	Kelowna	WHL	71	n/a	10	23	33	123	13	17	4	2	6	23
2004-05	Kelowna	WHL	65	n/a	24	23	47	108	10	24	6	12	18	34
2005-06	Kelowna	WHL	60	n/a	21	53	74	85	15	12	4	9	13	22
	Bridgeport	AHL	7	0	3	3	0
2006-07	Bridgeport	AHL	61	n/a	12	31	43	46	-8
	NY Islanders	NHL	3	9:25	0	0	0	0	0
2007-08	Bridgeport	AHL	31	n/a	4	15	19	30	-9
	NY Islanders	NHL	51	11:40	8	7	15	22	1
2008-09	NY Islanders	NHL	53	16:17	7	18	25	32	-17
	Bridgeport	AHL	19	n/a	4	15	19	22	4	2	0	0	0	0
2009-10	NY Islanders	NHL	61	15:25	17	18	35	40	-2
2010-11	NY Islanders	NHL	77	18:41	24	22	46	43	-17
2011-12	NY Islanders	NHL	16	13:04	0	0	0	6	-11
	Calgary	NHL	58	16:06	5	10	15	24	0
2012-13	Calgary	NHL	33	12:17	4	3	7	14	-9
	Columbus	NHL	9	11:41	2	3	5	6	5
CBJ Totals			9	11:41	2	3	5	6	5
NHL Totals			361	15:17	67	81	148	187	-50
AHL Totals			111	n/a	20	61	81	98	-13	9	0	3	3	0
WHL Totals			253	n/a	60	117	177	397	49	72	16	24	40	99



BRANDON DUBINSKY

BRAN-duhn doo-BIHN-skee

17

POSITION

CENTER

SHOOTS

LEFT

HEIGHT

6-2

WEIGHT

216

DOB

04/09/86

BIRTHPLACE

ANCHORAGE, ALASKA

VS. THE NHL

TEAM	GP	G	A	PTS	PIM
ANA	8	1	1	2	26
BOS	20	4	7	11	8
BUF	18	6	8	14	18
CGY	6	1	1	2	4
CAR	20	6	6	12	2
CHI	6	4	4	8	4
COL	8	0	1	1	28
CBJ	3	1	1	2	0
DAL	8	0	4	4	14
DET	5	1	4	5	2
EDM	6	0	1	1	16
FLA	17	2	2	4	20
LA	9	0	4	4	48
MIN	8	1	5	6	23
MTL	19	5	6	11	19
NSH	8	1	4	5	4
NJ	32	10	9	19	38
NYI	33	7	19	26	27
NYR	0	0	0	0	0
OTT	16	6	1	7	13
PHI	32	5	7	12	67
PHX	10	1	3	4	11
PIT	32	8	12	20	25
SJ	7	1	5	6	0
STL	9	0	6	6	14
TB	19	4	3	7	29
TOR	18	3	10	13	22
VAN	6	0	3	3	17
WSH	18	3	8	11	20
WPG	19	2	5	7	14
TOTALS	422	83	150	233	533

2012-13 SEASON

- Recorded 11 points (1-10-11) over the course of the season's final ten games
- Led Columbus in points-per-game (0.69) and finished tied for the team lead in assists (18)
- Won 58.3 pct. of his face-off attempts, which was the fifth-best mark in the NHL
- Was 50 pct. or better on draws in 25 of his 29 games played
- Skated in 500th career professional game and went 16-for-18 in the face-off circle on Mar. 19 vs. Nashville
- Dished out a season-high five hits on March 12 vs. Vancouver
- Skated in 400th career NHL game on Jan. 29 at Minnesota
- Scored his first goal as a Blue Jacket on Feb. 11 vs. San Jose (Thomas Greiss)
- Recorded career-high 20 penalty minutes on Feb. 5 vs. Los Angeles
- Games lost to injury: 19... Multi-point (goal) games: 4 (0)... Most Points: 2 (4x) – Apr. 27 vs. Nashville, most recent... Most Goals: 1 (2x) – Apr. 27 vs. Nashville, most recent... Most Assists: 2 (3x) – Apr. 25 at Dallas, most recent... Most PIM: 20 – Feb. 5 vs. Los Angeles... Most Shots: 5 – Apr. 27 vs. Nashville... TOI: 23:22 – Jan. 31 vs. St. Louis

CAREER HIGHLIGHTS

- Ranked second on the NY Rangers in penalty minutes, fourth in plus/minus rating and hits (207) and was fifth (tied) in takeaways (37) in 2011-12
- Notched the 200th point of his NHL career with the shorthanded, game-winning goal (also had an assist) on Jan. 6, 2012 at Pittsburgh
- Led the Rangers in goals, assists, points and multi-point games (13) in 2010-11
- Played the 300th game of his NHL career Mar. 3, 2011 vs. Minnesota
- Tallied the 100th assist of his NHL career Feb. 1, 2011 vs. Pittsburgh
- Recorded his fourth career Gordie Howe hat trick (goal-assist-fight) and was a career high +4 Dec. 12, 2010 vs. Washington
- Led the Rangers in playoff goals and points (tied) in 2010-11
- Led New York in game-winning goals (5) and shorthanded goals (2, 13th in NHL) and finished second on the team in goals and third in points in 2009-10
- Collected two assists and recorded the 100th point of his NHL career Jan. 4, 2010 vs. Boston
- Ranked seventh in the NHL in hits (251) and led the team in face-off percentage (53.6) in 2008-09
- Ranked seventh among NHL rookies in points in 2007-08
- Was named MVP of the NHL YoungStars Game at the 2008 All-Star Weekend

AMATEUR CAREER

- Played four seasons (2002-06) with Portland (WHL)
- Led the Winterhawks in assists, points and plus/minus rating and was named WHL Second Team All-Star in 2005-06
- Was second on the club in assists and third in points in 2004-05

INTERNATIONAL CAREER

- Represented the United States at the 2010 World Championships, leading the team in scoring with 3-7-10

PERSONAL

- Nickname is "Dubi"
- Began playing hockey at the age of 3 and idolized Adam Graves growing up
- His father, Bill, had the greatest influence on his hockey career
- Scoring his first NHL goal is his most memorable hockey moment
- Is an avid golfer

CAREER TRANSACTIONS

- Acquired by Columbus with Artem Anisimov, Tim Erixon and a first round pick in the 2013 Draft from NY Rangers in exchange for Rick Nash, Steven Delisle and a conditional third round pick in the 2013 Draft on July 23, 2012
- Signed a four-year contract with the Rangers on July 21, 2011
- Signed a two-year contract extension with the Rangers on Sept. 19, 2009
- Signed a three-year, entry level contract with the Rangers on Apr. 19, 2006
- NY Rangers' sixth pick, 60th overall, in the 2004 Draft

SINGLE SEASON HIGHS

GP:	82 (2x), 2008-09
G:	24, 2010-11
A:	30, 2010-11
PTS:	54, 2010-11
+/-:	16, 2011-12
PIM:	112, 2008-09
PPG:	6, 2009-10
SHG:	2 (2x), 2010-11
GWG:	7, 2008-09
Shots:	202, 2011-12
TOI:	20:13, 2010-11

GAME HIGHS

G:	2 (7x), 11/5/10 at NJ
A:	3, 12/29/07 at TOR
PTS:	3 (8x), 3/20/11 at PIT
PIM:	20, 2/5/13 vs. LA
+/-:	4, 12/12/10 vs. WSH
Shots:	9, 2/23/08 at BUF
TOI:	26:48, 3/25/10 at NJ
Goal Streak:	3, 11-1-11/5/10
Assist Streak:	3 (4x), 3/15-3/20/11
Point Streak:	4 (6x), 3/15-3/22/11

NHL FIRSTS

Game:	3/8/07 at NYI
Goal:	11/8/07 vs. PIT
Assist:	10/25/07 vs. NJ

CBJ FIRSTS

Game:	1/19/13 at NSH
Goal:	2/11/13 vs. SJ
Assist:	1/26/14 vs. CHI



CAREER RECORD

YEAR	TEAM	LEAGUE	GP	TOI	G	A	PTS	+/-	PIM	GP	G	A	PTS	PIM
2002-03	Portland	WHL	44	n/a	8	18	26	-6	35	7	2	2	4	10
2003-04	Portland	WHL	71	n/a	30	48	78	-4	137	5	0	2	2	6
2004-05	Portland	WHL	68	n/a	23	36	59	1	160	7	4	5	9	8
2005-06	Portland	WHL	51	n/a	21	46	67	12	98	12	5	10	15	2
	Hartford	AHL	11	5	5	10	14
2006-07	NY Rangers	NHL	6	8:09	0	0	0	0	2
	Hartford	AHL	71	n/a	21	22	43	8	115	7	1	3	4	12
2007-08	NY Rangers	NHL	82	14:29	14	26	40	8	79	10	4	4	8	12
2008-09	NY Rangers	NHL	82	16:38	13	28	41	-6	112	7	1	3	4	18
2009-10	NY Rangers	NHL	69	19:33	20	24	44	9	54
2010-11	NY Rangers	NHL	77	20:13	24	30	54	-3	100	5	2	1	3	2
2011-12	NY Rangers	NHL	77	16:16	10	24	34	16	110	9	0	2	2	14
2012-13	Alaska	ECHL	17	n/a	9	7	16	3	22
	Columbus	NHL	29	18:24	2	18	20	2	76
CBJ Totals			29	18:24	2	18	20	2	76
NHL Totals			422	17:17	83	150	233	26	533	31	7	10	17	46
AHL Totals			71	...	21	22	43	8	115	18	6	8	14	26
ECHL Totals			17	...	9	7	16	3	22
WHL Totals			234	...	82	148	230	3	430	31	11	19	30	48



TIM ERIXON

TIHM AIR-ihx-uhn

20

POSITION

DEFENSE

SHOOTS

LEFT

HEIGHT

6-3

WEIGHT

200

DOB

02/24/91

BIRTHPLACE

PORT CHESTER, NEW YORK

VS. THE NHL

TEAM	GP	G	A	PTS	PIM
ANA	2	0	0	0	2
BOS	0	0	0	0	0
BUF	1	0	1	1	0
CGY	4	0	1	1	0
CAR	0	0	0	0	0
CHI	3	0	0	0	0
COL	2	0	1	1	0
CBJ	0	0	0	0	0
DAL	2	0	0	0	0
DET	5	0	0	0	2
EDM	4	0	1	1	0
FLA	0	0	0	0	0
LA	4	0	1	1	2
MIN	0	0	0	0	0
MTL	0	0	0	0	0
NSH	3	0	1	1	0
NJ	2	0	0	0	0
NYI	3	0	0	0	2
NYR	0	0	0	0	0
OTT	1	0	0	0	0
PHI	1	0	0	0	2
PHX	2	0	0	0	6
PIT	0	0	0	0	0
SJ	2	0	0	0	2
STL	2	0	0	0	4
TB	0	0	0	0	0
TOR	2	0	1	1	0
VAN	3	0	0	0	0
WSH	0	0	0	0	0
WPG	1	0	0	0	0
TOTALS	49	0	7	7	22

2012-13 SEASON

- Logged career-high 24:38 on Mar. 3 vs. Colorado
- Dished out season-high three hits on Mar. 1 vs. Chicago
- Recorded first point (assist, goal by Derick Brassard) as a Blue Jacket on Feb. 5 vs. Los Angeles
- Made Columbus debut on Jan. 31 vs. St. Louis
- Was leading all Springfield defensemen in scoring with 5-24-29 in 40 games at the time of his Jan. 30 call-up to the Jackets
- Participated at 2013 AHL All-Star Classic as a member of Team East (voted to starting lineup by fans)
- Games lost to injury: 5... Multi-point (goal) games: 0 (0)... Most Points: 1 (5x) – Mar. 23 at Nashville, most recent... Most Goals: 0... Most Assists: 1 (5x) – Mar. 23 at Nashville, most recent... Most PIM: 4 (2x) – Feb. 16 at Nashville, most recent... Most Shots: 4 – Mar. 3 vs. Colorado... TOI: 24:38 – March 3 vs. Colorado

CAREER HIGHLIGHTS

- Made his North American debut in 2011-12 and split the campaign between the NY Rangers and Connecticut (AHL)
- Made his NHL debut Oct. 7, 2011 vs. Los Angeles and played 18 games with the Rangers
- Registered the first point/assist of his NHL career Mar. 23, 2012 vs. Buffalo and notched his second the next night at Toronto
- Spent six seasons (2005-11) with Skelleftea playing at various levels in Sweden
- Played three full seasons in the Swedish Elite League and had career highs in points (24) and games played (48) in 2010-11
- Led all Skelleftea defensemen and ranked 12th among league defensemen in goals in 2009-10

INTERNATIONAL

- Represented Sweden at the 2008 (silver medal), 2009 (silver medal) and 2010 (bronze medal) World Junior Championships and the 2010 World Championships (bronze medal)

PERSONAL

- His favorite NHL player growing up was Nicklas Lidstrom
- His father, Jan, played 10 seasons with the NY Rangers from 1983-93
- Is a fan of Manchester United
- Hobbies include fishing and going to the movies

CAREER TRANSACTIONS

- Acquired by Columbus with Brandon Dubinsky, Artem Anisimov and a first round pick in the 2013 NHL Draft in exchange for Rick Nash, Steven Delisle and a conditional third round pick in the 2013 NHL Draft on July 23, 2012
- Signed a three-year entry level contract with NY Rangers on June 1, 2011 that runs through the 2013-14 season
- Acquired by NY Rangers with a fifth-round pick in the 2011 NHL Draft in exchange for Roman Horak and two second-round picks in the 2011 NHL Draft on June 1, 2011
- Calgary's first pick, 23rd overall, in the 2009 Draft

SINGLE SEASON HIGHS

GP:	31, 2012-13
G:	0
A:	5, 2012-13
PTS:	5, 2012-13
+/-:	4, 2012-13
PIM:	14, 2012-13
PPG:	0
SHG:	0
GWG:	0
Shots:	21, 2012:13
TOI:	15:41, 2012-13

GAME HIGHS

G:	0
A:	1 (7x), 3/23/13 at NSH
PTS:	1 (7x), 3/23/13 at NSH
PIM:	4 (2x), 2/16/13 at PHX
+/-:	2 (3x), 2/16/13 at PHX
Shots:	4, 3/3/13 at COL
TOI:	25:13, 3/1/13 at CHI
Goal Streak:	0
Assist Streak:	2 (3x), 3/3-3/5/13
Point Streak:	2 (3x), 3/3-3/5/13

NHL FIRSTS

Game:	10/7/11 at LA
Goal:	None
Assist:	3/23/12 vs. BUF

CBJ FIRSTS

Game:	1/31/13 vs. STL
Goal:	None
Assist:	2/5/13 vs. LAK



CAREER RECORD

YEAR	TEAM	LEAGUE	REGULAR SEASON							PLAYOFFS				
			GP	TOI	G	A	PTS	+/-	PIM	GP	G	A	PTS	PIM
2005-06	Skelleftea	Sweden U-18	9	n/a	0	2	2	n/a	4
2006-07	Skelleftea	Sweden U-18	8	n/a	2	2	4	n/a	20
	Skelleftea	Sweden-Jr.	8	n/a	0	2	2	n/a	2	2	0	0	0	4
2007-08	Skelleftea	Sweden U-18	4	n/a	0	1	1	n/a	10
	Skelleftea	Sweden-Jr.	28	n/a	3	11	14	n/a	78	1	0	1	1	4
	Skelleftea	Sweden	2	n/a	0	0	0	n/a	0
2008-09	Skelleftea	Sweden U-18	1	n/a	0	2	2	n/a	10	5	1	5	6	14
	Skelleftea	Sweden-Jr.	9	n/a	2	12	14	n/a	10	5	1	2	3	4
	Malmö	Sweden-2	3	n/a	0	2	2	n/a	0
	Skelleftea	Sweden	45	n/a	2	5	7	n/a	12	9	0	0	0	4
2009-10	Skelleftea	Sweden	45	n/a	7	6	13	n/a	44	12	1	0	1	8
2010-11	Skelleftea	Sweden	48	n/a	5	19	24	n/a	40	18	3	5	8	12
2011-12	NY Rangers	NHL	18	12:59	0	2	2	-2	8
	Connecticut	AHL	52	n/a	3	30	33	5	42	9	0	4	4	8
2012-13	Springfield	AHL	40	n/a	5	24	29	9	38
	Columbus	NHL	31	15:41	0	5	5	4	14
CBJ Totals			31	15:41	0	5	5	4	14
NHL Totals			49	14:42	0	7	7	2	22
AHL Totals			92	...	8	54	62	14	96	9	0	4	4	8
Sweden Totals			140	...	14	30	44	...	96	39	4	5	9	24



NICK FOLIGNO

NIHK foh-LEE-noh

71

POSITION

LEFT WING

SHOOTS

LEFT

HEIGHT

6-0

WEIGHT

210

DOB

10/31/87

BIRTHPLACE

BUFFALO, NEW YORK

VS. THE NHL

TEAM	GP	G	A	PTS	PIM
ANA	6	0	3	3	2
BOS	29	3	6	9	16
BUF	22	3	3	6	8
CGY	8	5	3	8	2
CAR	17	0	6	6	10
CHI	9	0	3	3	9
COL	7	2	3	5	4
CBJ	4	2	0	2	2
DAL	8	0	6	6	8
DET	8	2	2	4	4
EDM	9	2	2	4	4
FLA	19	4	8	12	21
LA	7	1	1	2	6
MIN	6	2	0	2	4
MTL	27	4	3	7	36
NSH	10	4	2	6	18
NJ	17	2	3	5	18
NYI	18	4	6	10	7
NYR	19	3	4	7	12
OTT	0	0	0	0	0
PHI	16	8	1	9	15
PHX	8	0	3	3	4
PIT	17	2	12	14	12
SJ	8	0	3	3	6
STL	8	0	1	1	13
TB	17	4	2	6	10
TOR	27	3	2	5	28
VAN	9	1	1	2	19
WSH	16	2	7	9	16
WPG	20	4	4	8	13
TOTALS	396	67	100	167	327

2012-13 SEASON

- Recorded his 100th career NHL assist (goal by Fedor Tyutin, 2:19 into overtime) on Apr. 17 at Anaheim
- Scored 12th career game-winning goal in the final minute of overtime on Apr. 15 at Colorado
- Set a Blue Jackets team record for fastest two goals by a single player (0:51) on Mar. 22 vs. Calgary
- Skated in his 200th consecutive NHL game on Mar. 5 vs. Edmonton
- Tallied 1-6-7 in a seven-game span from Feb. 26 – Mar. 10
- Recorded 300th career NHL penalty minute on Jan. 21 vs. Detroit
- Scored the first goal of Columbus' season in his Blue Jackets debut on Jan. 19 at Nashville
- Games lost to injury: 3... Multi-point (goal) games: 4 (1)... Most Points: 2 (4x) – Apr. 15 at Colorado, most recent... Most Goals: 2 – Mar. 22 vs. Calgary... Most Assists: 2 (2x) – Feb. 26 vs. Dallas, most recent... Most PIM: 5 (2x) – Mar. 1 at Chicago, most recent... Most Shots: 6 – Jan. 24 at Colorado... TOI: 20:58 – Feb. 15 at Los Angeles

CAREER HIGHLIGHTS

- Set a career high with three assists Mar. 24, 2012 vs. Pittsburgh
- Played the 300th game of his NHL career Dec. 13, 2011 at Buffalo
- Collected 4-3-7 during a career long six-game point streak Nov. 29-Dec. 8, 2011
- Was one of two Senators to play in all 82 games in 2010-11
- Notched the 100th point of his NHL career Mar. 31, 2011 at Florida
- Played the 200th game of his NHL career Nov. 4, 2010 vs. NY Islanders
- Played the 100th game of his NHL career Feb. 17, 2009 at Colorado
- Split the 2007-08 season between Ottawa and Binghamton (AHL)

AMATEUR CAREER

- Played three seasons (2004-07) with Sudbury (OHL) after spending just over a season (2003-04) with the United States National Team Development Program
- Ranked second on Sudbury in points and playoff points, leading the club to the OHL Final in 2006-07
- Was selected to play in the CHL Top Prospects Game in 2005-06
- Was voted to the OHL's all-scholastic team in 2004-05

INTERNATIONAL CAREER

- Represented the United States at the 2010 and 2009 IIHF World Championships

PERSONAL

- Nicknames are "Nicky," "Gino" and "Lou"
- Began playing hockey at the age of 3 and idolized his father, Mike, and Peter Forsberg growing up
- His family had the greatest influence on his hockey career
- Scoring his first NHL goal is his most memorable hockey moment
- His favorite movie is *Braveheart* and his favorite TV show is *Suits*

CAREER TRANSACTIONS

- Signed a three-year contract with the Blue Jackets on July 6, 2012
- Rights acquired by Columbus from Ottawa in exchange for Marc Methot on July 1, 2012
- Signed a two-year contract extension with Ottawa on July 21, 2010
- Signed a three-year, entry-level contract with the Senators on March 21, 2007
- Ottawa's first pick, 28th overall, in the 2006 Draft

SINGLE SEASON HIGHS

GP:	82 (2x), 2011-12
G:	17, 2008-09
A:	32, 2011-12
PTS:	47, 2011-12
+/-:	6 (2x), 2012-13
PIM:	124, 2011-12
PPG:	7, 2008-09
SHG:	0
GWG:	3 (2x), 2011-12
Shots:	153, 2011-12
TOI:	16:31, 2012-13

GAME HIGHS

G:	2 (3x), 3/22/13 vs. CGY
A:	3, 3/24/12 vs. PIT
PTS:	3 (2x), 3/24/12 vs. PIT
PIM:	17, 12/10/11 vs. VAN
+/-:	3 (4x), 2/11/13 vs. SJS
Shots:	8, 1/8/11 vs. TB
TOI:	21:04, 3/24/11 at NYR
Goal Streak:	3, 12/5-12/8/11
Assist Streak:	4, 3/21-3/28/09
Point Streak:	6, 11/29-12/8/11

NHL FIRSTS

Game:	10/3/07 at TOR
Goal:	10/18/07 vs. MTL
Assist:	11/29/07 vs. NSH

CBJ FIRSTS

Game:	1/19/13 at NSH
Goal:	1/19/13 at NSH
Assist:	1/26/13 vs. CHI

**CAREER RECORD**

YEAR	TEAM	LEAGUE
2003-04	USNTDP	U-17
	USNTDP	NAHL
2004-05	USNTDP	U-18
	Sudbury	OHL
2005-06	Sudbury	OHL
2006-07	Sudbury	OHL
2007-08	Ottawa	NHL
	Binghamton	AHL
2008-09	Ottawa	NHL
2009-10	Ottawa	NHL
2010-11	Ottawa	NHL
2011-12	Ottawa	NHL
2012-13	Columbus	NHL

CBJ Totals**NHL Totals****AHL Totals****OHL Totals****REGULAR SEASON**

GP	TOI	G	A	PTS	+/-	PIM
18	n/a	7	9	16	n/a	28
43	n/a	8	12	20	n/a	44
4	n/a	2	1	3	n/a	0
65	n/a	10	28	38	5	111
65	n/a	24	46	70	19	146
66	n/a	31	57	88	13	135
45	9:09	6	3	9	0	20
28	n/a	6	13	19	4	16
81	13:40	17	15	32	-10	59
61	14:18	9	17	26	6	53
82	15:34	14	20	34	-19	43
82	14:38	15	32	47	2	124
45	16:31	6	13	19	6	28
45	16:31	6	13	19	6	28
396	14:11	67	100	167	-15	327
28	...	6	13	19	4	16
196	...	65	131	196	37	392

PLAYOFFS

GP	G	A	PTS	PIM
...
7	2	1	3	8
...
12	5	5	10	16
10	1	3	4	28
21	12	17	29	36
4	1	0	1	2
...
...
6	0	1	1	2
...
7	1	3	4	8
...
...
...
17	2	4	6	12
...
43	18	25	43	80



MARIAN GABORIK

MAIR-ee-uhn GAB-uhr-ihk

10

2012-13 SEASON

- Finished tied for sixth place in the NHL with five game-winning goals and ranked 16th in the league with 151 shots
- Scored GWG, dished out an assist and was named First Star of the Game in his Blue Jackets debut on Apr. 4 at Nashville
- Acquired by Columbus from NY Rangers on Apr. 3 (NHL Trade Deadline)
- Recorded 14th career hat trick on Jan. 23 vs. Boston (opposing goalie: T. Rask), tying him with Jaromir Jagr for first place among active players
- Games lost to injury: 0... Multi-point (goal) games: 6 (2)... Most Points: 4 – Jan. 26 vs. Toronto... Most Goals: 3 (Jan. 23 vs. Boston)... Most Assists: 2 (2x) – Mar. 3 vs. Buffalo, most recent... Most PIM: 4 – Apr. 15 at Colorado... Most Shots: 8 – Mar. 21 vs. Florida... TOI: 25:08 – Feb. 21 at Ottawa

CAREER HIGHLIGHTS

- Named Second Team NHL All-Star in 2011-12 after recording 41-35-76 in 82 games for the NY Rangers
- Selected to participate in the NHL All-Star Game in 2003, 2008 and 2012 (Game MVP)
- Has scored 40+ goals three times (2011-12, 2009-10, 2007-08) and 30+ goals seven times in his career
- Ranked third in the NHL in goals (41), second in overtime goals (three), 14th in shots (276), tied for 11th in game-winning goals (seven), and 15th in points (76) while playing in a career-high 82 games in 2011-12
- Led the Rangers in goals, points and shots, ranked second in assists (35), power play goals (10) and power play points (21), and fourth in power play assists (11) and tied the NYR franchise record, and his career-high, with three overtime goals
- Became the third Ranger in franchise history to register multiple 40-goal seasons with the team (Mike Gartner – 1990-91, 1991-92, 1992-93; Jean Ratelle – 1971-72, 1972-73)
- Captured MVP honors at the 2012 All-Star Game on Jan. 29 after posting a hat trick and adding an assist
- Established playoff career-highs in games played (20) and shots (60), while ranking third on the team in points (11), second in shots, tied for third in goals (five), second in power play assists (three) and fifth in power play points (three)
- Established career-highs in assists (44), points (86), power play goals (14) and average ice time (21:15), and tied his career-high in goals (42) in 2009-10
- Ranked fifth in the NHL in goals, 10th in points, 16th in shots, and tied for third in the league in home goals (26) and power play goals in 2009-10
- Led the Rangers in goals, assists, points, power play goals, power play points (26), plus/minus rating (+37) and shots (272)
- Established a career-high and led the team with 26 multi-point games, including nine games with three-or-more points and seven multi-goal efforts
- Skated in his 500th NHL game on Apr. 7, 2009 vs. Dallas with the Minnesota Wild
- Set career-highs in goals (42), assists (41), points (83), and plus-minus rating (+17) in 2007-08, setting Minnesota franchise records in goals and points
- Recorded one goal in the NHL All-Star Game on Jan. 27, 2008 at Atlanta
- Tallied a career-high five goals on Dec. 20, 2007 vs. the NY Rangers
- Led Minnesota in goals (30), assists (35), points (65), game-winning goals (eight) and shots (280) in 2002-03
- His three hat tricks in 2002-03 tied for the league lead and he became the fourth player in NHL history to record five hat tricks prior to his 21st birthday
- Became the first member of Minnesota to participate in the NHL All-Star Game, tallying 1-2-3 and Second Star honors on Feb. 2, 2003
- Ranked first among all NHL rookies in shots (179), while ranking fifth in goals (18) and tied for fifth in points (36) in 2000-01
- Recorded the first goal in Minnesota's franchise history in his NHL debut on Oct. 6, 2000 at Anaheim

INTERNATIONAL CAREER

- Has represented Slovakia at the Winter Olympics (2006 & 2010), IIHF World Championships (2001, 2004, 2005 & 2007), World Cup of Hockey (2004), IIHF World Junior Championships (1999 - Bronze & 2000), IIHF World U18 Championships (1999 & 2000) and IIHF European Junior Championships (1998)
- Has tallied 39-27-66 in 78 international appearances

POSITION

RIGHT WING

SHOOTS

LEFT

HEIGHT

6-1

WEIGHT

204

DOB

02/24/82

BIRTHPLACE

TRENCIN, SLOVAKIA

VS. THE NHL

TEAM	GP	G	A	PTS	PIM
ANA	27	8	10	18	28
BOS	21	9	3	12	12
BUF	19	4	9	13	4
CGY	43	14	22	36	22
CAR	19	10	11	21	10
CHI	27	12	15	27	18
COL	42	19	16	35	25
CBJ	25	13	10	23	18
DAL	31	14	15	29	16
DET	26	7	11	18	12
EDM	47	21	24	45	32
FLA	20	8	8	16	12
LA	29	20	10	30	12
MIN	4	1	1	2	0
MTL	20	5	7	12	10
NSH	29	13	14	27	14
NJ	26	8	12	20	6
NYI	30	22	15	37	18
NYR	9	8	2	10	2
OTT	19	8	10	18	4
PHI	29	6	12	18	21
PHX	29	20	8	28	12
PIT	27	10	12	22	12
SJ	24	7	11	18	12
STL	34	14	22	36	22
TB	18	8	8	16	6
TOR	16	11	9	20	2
VAN	39	19	14	33	30
WSH	20	7	5	12	8
WPG	20	10	12	22	4
TOTALS	769	336	338	674	404

SINGLE SEASON HIGHS

GP: 82, 2011-12
 G: 42 (2x), 2009-10
 A: 44, 2009-10
 PTS: 86, 2009-10
 +/-: 17, 2007-08
 PIM: 64, 2005-06
 PPG: 14, 2009-10
 SHG: 2, 2005-06
 GWG: 8 (2x), 2007-08
 Shots: 280, 2002-03
 TOI: 21:15, 2009-10

GAME HIGHS

G: 5, 12/20/07 vs. NYR
 A: 4 (2x), 1/19/10 vs. TBL
 PTS: 6 (2x), 12/20/07 vs. NYR
 PIM: 14, 3/3/06 at ANA
 +/-: 5, 11/14/10 vs. EDM
 Shots: 10 (2x), 12/20/07 vs. NYR
 TOI: 28:19, 12/14/09 vs. ATL
 Goal Streak: 5 (2x), 12/17-12/27/11
 Assist Streak: 5, 2/29-3/7/08
 Point Streak: 8 (3x), 11/15-11/25/09

NHL FIRSTS

Game: 10/6/00 at ANA
 Goal: 10/6/00 at ANA
 Assist: 10/15/00 vs. EDM

CBJ FIRSTS

Game: 4/4/13 at NSH
 Goal: 4/4/13 at NSH
 Assist: 4/4/13 at NSH

PERSONAL

- Nickname is "Gabby"
- Began playing hockey at the age of 3 and idolized Peter Bondra and Pavel Bure growing up
- Runs the Marian Gaborik Foundation which strives to actively involve children in organized sports as an alternative to drugs; also helped build an ice hockey arena for young hockey players in his hometown of Trencin, Slovakia
- Real Madrid is his favorite sports team and Roger Federer is his favorite athlete

CAREER TRANSACTIONS

- Acquired by Columbus with Steven Delisle and Blake Parlett from the NY Rangers on April 3, 2013, in exchange for Derick Brassard, Derek Dorsett, John Moore and a sixth round selection in the 2014 NHL Entry Draft
- Signed by the NY Rangers as an unrestricted free agent on July 1, 2009
- Signed a three-year contract extension with the Wild on July 5, 2006
- Signed a three-year contract extension with the Wild on Oct. 31, 2003
- Minnesota's first pick, third overall, at the 2000 NHL Entry Draft



CAREER RECORD

YEAR	TEAM	LEAGUE	GP	TOI	G	A	PTS	+/-	PIM	GP	G	A	PTS	PIM
1997-98	Trencin	Slovakia	1	n/a	1	0	1	n/a	0
1998-99	Trencin	Slovakia	33	n/a	11	9	10	n/a	6	3	1	0	1	2
1999-00	Trencin	Slovakia	50	n/a	25	21	46	n/a	34	5	1	2	3	2
2000-01	Minnesota	NHL	71	15:26	18	18	36	32	-6
2001-02	Minnesota	NHL	78	16:47	30	37	67	34	0
2002-03	Minnesota	NHL	81	17:24	30	35	65	46	12	18	9	8	17	6
2003-04	Minnesota	NHL	65	18:17	18	22	40	20	10
2003-04	Trencin	Slovakia	9	n/a	10	3	13	n/a	10
2004-05	Trencin	Slovakia	29	n/a	25	27	52	43	46	12	8	9	17	26
2004-05	Farjestads	Sweden	12	n/a	6	4	10	8	45
2005-06	Minnesota	NHL	65	18:26	38	28	66	64	6
2006-07	Minnesota	NHL	48	19:38	30	27	57	40	12	5	3	1	4	8
2007-08	Minnesota	NHL	77	19:36	42	41	83	63	17	6	0	1	1	4
2008-09	Minnesota	NHL	17	20:00	13	10	23	2	3
2009-10	NY Rangers	NHL	76	21:15	42	44	86	37	15
2010-11	NY Rangers	NHL	62	18:05	22	26	48	18	8	5	1	1	2	2
2011-12	NY Rangers	NHL	82	19:31	41	35	76	34	15	20	5	6	11	2
2012-13	NY Rangers	NHL	35	18:40	9	10	19	-8	8
2012-13	Columbus	NHL	12	18:04	3	5	8	5	6
CBJ Totals			12	18:04	3	5	8	5	6
NHL Totals			769	18:28	336	338	674	89	404	54	18	17	35	22
Slovakia Totals			122	...	72	60	132	43	96	20	10	11	21	30
Sweden Totals			12	...	6	4	10	8	45



NATHAN HORTON

NAY-thuhn HOHR-tuhn

8

POSITION

RIGHT WING

SHOOTS

RIGHT

HEIGHT

6-2

WEIGHT

229

DOB

05/29/85

BIRTHPLACE

WELLAND, ONTARIO

VS. THE NHL

TEAM	GP	G	A	PTS	PIM
ANA	5	1	1	2	0
BOS	20	6	6	12	12
BUF	34	9	16	25	44
CGY	5	3	1	4	0
CAR	46	16	16	32	70
CHI	8	4	0	4	8
COL	6	2	4	6	8
CBJ	7	2	2	4	4
DAL	8	2	5	7	4
DET	8	0	4	4	4
EDM	5	1	2	3	7
FLA	9	0	5	5	2
LA	8	3	1	4	4
MIN	5	2	3	5	14
MTL	34	8	14	22	26
NSH	8	4	2	6	2
NJ	33	8	7	15	33
NYI	30	16	16	32	22
NYR	28	11	4	15	31
OTT	33	11	11	22	26
PHI	30	12	5	17	21
PHX	8	4	6	10	6
PIT	27	6	12	18	22
SJ	6	2	1	3	4
STL	7	3	2	5	6
TB	46	26	20	46	47
TOR	34	8	16	24	51
VAN	5	2	1	3	7
WSH	40	10	12	22	19
WPG	48	16	9	25	39
TOTALS	591	198	204	402	543

2012-13 SEASON

- Recorded 200th career NHL assist on March 5 at Washington and picked up his 400th career point (goal) on March 31 at Buffalo
- Registered first career regular season Gordie Howe Hat Trick on March 16 vs. Washington
- Led the NHL in playoff plus/minus with a rating of +20
- Had five multi-point games during the post-season
- Recorded a pair of four-game point streaks during Boston's run to the Stanley Cup Final, May 1-8 (3-3-6) and May 23-June 3 (3-5-8)
- Matched career high with four-game goal scoring streak from March 27-April 2
- Games lost to injury: 5... Multi-point (goal) games: 4 (1)... Most points: 3 – Mar. 16 at Washington... Most goals: 2 – Feb. 21 at Tampa Bay... Most assists: 2 – Mar. 16 at Washington... Most PIM: 5 (2x) – Apr. 20 vs. Pittsburgh, most recent... Most Shots: 6 (2x) – Mar. 31 at Buffalo, most recent... TOI: 21:09 – Jan. 31 vs. Buffalo

CAREER

- Finished sixth in the NHL in 2011-12 with a shooting percentage of 18.9%
- Won Stanley Cup in 2011 as a member of the Boston Bruins, scoring the series-clinching goal in both Round 1 (Montreal, Game 7) and Round 3 (Tampa Bay, Game 7)
- Registered first career playoff Gordie Howe Hat Trick on May 4, 2011 vs. Philadelphia
- Recorded sixth consecutive 20-goal season in 2010-11
- Finished fourth in the NHL in plus/minus in 2010-11 with a rating of +29
- Appeared in 500th career NHL game on Apr. 6, 2011 vs. NY Islanders
- Set a career high for points in a game by tallying 1-4-5 on Feb. 9, 2011
- Recorded 300th career point (assist) on Oct. 16, 2010 at New Jersey
- Skated in 400th career NHL game on Jan. 5, 2010 at Montreal
- Registered second career hat trick on Dec. 15, 2009 at NY Islanders
- Recorded 200th career NHL point (goal) on Nov. 2, 2008 at Atlanta
- Appeared in 300th career NHL game on Nov. 1, 2008 at Nashville
- Scored 100th career NHL goal on Apr. 4, 2008 at Carolina
- Set career high by netting 31 goals in 2006-07 with Florida
- Played in 100th career game on Feb. 4, 2006 at Atlanta
- Tallied first career hat trick on Dec. 13, 2005 vs. Nashville
- Became the youngest player in NHL history to score on a penalty shot when he converted on his first career attempt on Jan. 8, 2004 vs. Philadelphia's Jeff Hackett
- Scored first career NHL goal on Nov. 1, 2003 vs. San Jose
- Recorded first career NHL point (assist) on Oct. 24, 2004 vs. Minnesota

AMATEUR CAREER

- Named to Ontario Hockey League's First All-Rookie Team and Canadian Hockey League's All-Rookie in 2001-02
- Selected by Oshawa in the first round, second overall, of the 2001 OHL Priority Selection Draft

PERSONAL

- Nickname is 'Horty'
- Great-nephew-in-law of Hall of Fame goaltender Jacques Plante
- Favorite TV show is *Breaking Bad*
- Favorite vacation destination is the Bahamas

CAREER TRANSACTIONS

- Signed a seven-year contract with Columbus that runs through the 2019-20 season on July 5, 2013.
- Acquired by Boston with Gregory Campbell from Florida in exchange for Dennis Wideman, 2010 first round (Derek Forbort) and 2011 third round draft picks, June 22, 2010
- Florida's first pick, third overall, at the 2003 NHL Entry Draft

SINGLE SEASON HIGHS

GP:	82 (2x), 2007-08
G:	31, 2006-07
A:	37, 2009-10
PTS:	62 (2x), 2007-08
+/-:	29, 2010-11
PIM:	89, 2005-06
PPG:	9, 2007-08
SHG:	2, 2009-10
GWG:	5, 2008-09
Shots:	217, 2006-07
TOI:	20:53, 2009-10

GAME HIGHS

G:	3 (2x), 12/14/09 at NYI
A:	4 (2x), 2/9/11 vs. MTL
PTS:	5 (2x), 2/9/11 vs. MTL
+/-:	5, 2/9/11 vs. MTL
PIM:	17, 3/10/06 vs. CAR
Shots:	8, 10/11/08 vs. ATL
TOI:	27:06, 12/23/09 at NYR
Goal Streak:	4 (2x), 3/27-4/2/13
Assist Streak:	5, 12/11-12/18/08
Point Streak:	6 (4x), 10/9-10/23/10

NHL FIRSTS

Game:	10/9/03 vs. CAR
Goal:	11/1/03 vs. SJ
Assist:	10/24/03 vs. MIN

CBJ FIRSTS

Game:	N/A
Goal:	N/A
Assist:	N/A

**CAREER RECORD**

YEAR	TEAM	LEAGUE	REGULAR SEASON							PLAYOFFS				
			GP	TOI	G	A	PTS	+/-	PIM	GP	G	A	PTS	PIM
2001-02	Oshawa	OHL	64	n/a	31	36	67	-6	84	5	1	2	3	10
2002-03	Oshawa	OHL	54	n/a	33	35	68	6	111	13	9	6	15	10
2003-04	Florida	NHL	55	13:20	14	8	22	-5	57	--	--	--	--	--
2004-05	San Antonio	AHL	21	n/a	5	4	9	1	21	--	--	--	--	--
2005-06	Florida	NHL	71	16:53	28	19	47	8	89	--	--	--	--	--
2006-07	Florida	NHL	82	18:04	31	31	62	15	61	--	--	--	--	--
2007-08	Florida	NHL	82	18:44	27	35	62	15	85	--	--	--	--	--
2008-09	Florida	NHL	67	17:51	22	23	55	-5	48	--	--	--	--	--
2009-10	Florida	NHL	65	20:53	20	37	57	-1	42	--	--	--	--	--
2010-11	Boston	NHL	80	16:17	26	27	53	29	85	21	8	9	17	21
2011-12	Boston	NHL	46	15:56	17	15	32	0	54	--	--	--	--	--
2012-13	Boston	NHL	43	16:51	13	9	22	1	22	22	7	12	19	14
NHL Totals			591	17:22	198	204	402	57	543	43	15	21	36	49
AHL Totals			21	...	5	4	9	1	21
OHL Totals			118	...	64	71	135	0	195	18	10	8	18	20



RYAN JOHANSEN

RIGH-uhn joh-HAN-suhn

19

POSITION

CENTER

SHOOTS

RIGHT

HEIGHT

6-3

WEIGHT

223

DOB

07/31/92

BIRTHPLACE

PORT MOODY, BRITISH COLUMBIA

VS. THE NHL

TEAM	GP	G	A	PTS	PIM
ANA	4	1	0	1	2
BOS	2	0	0	0	2
BUF	2	0	2	2	0
CGY	6	1	1	2	2
CAR	1	0	0	0	2
CHI	8	1	2	3	2
COL	7	0	1	1	2
CBJ	0	0	0	0	0
DAL	5	0	1	1	4
DET	10	1	5	6	4
EDM	6	1	1	2	2
FLA	1	0	1	1	2
LA	5	0	0	0	0
MIN	5	0	0	0	0
MTL	1	0	0	0	0
NSH	10	2	1	3	2
NJ	1	0	0	0	0
NYI	1	0	0	0	0
NYR	1	0	0	0	0
OTT	1	0	1	1	0
PHI	1	0	0	0	0
PHX	4	0	0	0	0
PIT	1	0	0	0	0
SJ	6	2	0	2	6
STL	7	1	1	2	0
TB	2	1	0	1	2
TOR	1	1	0	1	0
VAN	6	0	2	2	4
WSH	1	0	0	0	0
WPG	1	2	0	2	0
TOTALS	107	14	19	33	36

2012-13 SEASON

- Led Columbus in face-off wins (272)
- Skated in 100th career NHL game on Apr. 12 vs. St. Louis
- Scored goals in back-to-back games for the second time in his NHL career on Apr. 9 vs. San Jose and Apr. 12 vs. St. Louis
- Tallied first career NHL shootout goal on Mar. 10 at Detroit
- Logged career-high 20:01 on Mar. 12 vs. Vancouver
- Recorded 0-4-4 during career-best four-game point streak from Mar. 5-10
- Tallied six multi-point games with Springfield (AHL)
- Scored first career AHL goal on Oct. 14 vs. Adirondack
- Games lost to injury: 0... Multi-point (goal) games: 0 (0)... Most Points: 1 (12x) – Apr. 21 at San Jose, most recent... Most Goals: 1 (5x) – Apr. 21 at San Jose, most recent ... Most Assists: 1 (7x) – Apr. 15 at Colorado, most recent ... Most PIM: 2 (6x) – Apr. 25 at Dallas, most recent... Most Shots: 5 (2x) – Apr. 27 vs. Nashville, most recent ... TOI: 20:01 – Mar. 12 vs. Vancouver

CAREER HIGHLIGHTS

- Played his first professional season with Columbus and ranked fourth (tied) among NHL rookies and was second (tied) on the club in game-winning goals (3) in 2011-12
- His first NHL goal was the game-winner (also had an assist) Oct. 25, 2011 vs. Detroit (Ty Conklin)
- Was the first player to score his club's first three game-winners in a season since Philadelphia's Brian Propp in 1982-83

AMATEUR CAREER

- Spent two seasons (2009-11) with Portland (WHL)
- Led the Winterhawks in goals, points and plus/minus rating (sixth-tied in WHL) and was second in assists in 2010-11
- Led the WHL in playoff scoring and helped Portland reach the WHL Final in 2010-11
- Ranked second (tied) among WHL rookies in assists and points in 2009-10
- Ranked second on the Winterhawks in assists, points and power play goals (9) in 2009-10
- Led the Winterhawks and all WHL rookies in playoff assists and points in 2009-10
- Was selected to play in the CHL Top Prospects Game in 2009-10

INTERNATIONAL CAREER

- Represented Canada at the 2011 World Junior Championships (silver medal) and was named to the tournament All-Star Team after tallying 3-6-9 in seven games played

PERSONAL

- Nickname is "Joey"
- Began playing hockey at the age of 3 and idolized Joe Thornton growing up
- His father, Randall, had the greatest influence on his hockey career
- Playing in his first NHL game is his most memorable hockey moment
- Favorite TV shows are *Sons of Anarchy* and *Suits*

CAREER TRANSACTIONS

- Signed a three-year entry level contract with the Blue Jackets on Sept. 9, 2010
- Columbus' first pick, fourth overall, in the 2010 Draft

SINGLE SEASON HIGHS

GP:	67, 2011-12
G:	9, 2011-12
A:	12, 2011-12
PTS:	21, 2011-12
+/-:	-2, 2011-12
PIM:	24, 2011-12
PPG:	3, 2011-12
SHG:	0
GWG:	3, 2011-12
Shots:	99, 2011-12
TOI:	16:05, 2012-13

GAME HIGHS

G:	2 (2x), 12/22/11 at NSH
A:	2, 11/25/11 vs. BUF
PTS:	2 (4x), 12/22/11 at NSH
+/-:	2 (5x), 3/22/13 vs. CGY
PIM:	6, 1/5/12 at SJ
Shots:	5 (4x), 4/27/13 vs. NSH
TOI:	20:01, 3/12/13 vs. VAN
Goal Streak:	2, 10/30-11/3/11
Assist Streak:	4, 3/5-3/10/13
Point Streak:	4, 3/5-3/10/13

NHL/CBJ FIRSTS

Game:	10/7/11 vs. NSH
Goal:	10/25/11 vs. DET
Assist:	10/22/11 at OTT

**CAREER RECORD**

YEAR	TEAM	LEAGUE
2009-10	Portland	WHL
2010-11	Portland	WHL
2011-12	Columbus	NHL
2012-13	Springfield	AHL
	Columbus	NHL

CBJ/NHL Totals**AHL Totals****WHL Totals****REGULAR SEASON**

GP	TOI	G	A	PTS	+/-	PIM
71	n/a	25	44	69	17	53
63	n/a	40	52	92	44	64
67	12:44	9	12	21	-2	24
40	n/a	17	16	33	11	20
40	16:05	5	7	12	-7	12
107	13:59	14	19	33	-9	36
40	n/a	17	16	33	11	20
134	...	65	96	161	61	117

PLAYOFFS

GP	G	A	PTS	PIM
13	6	12	18	18
21	13	15	28	6
...
...
...
34	19	27	46	24



JACK JOHNSON

JAK JAHN-suhn

7

POSITION

DEFENSE

SHOOTS

LEFT

HEIGHT

6-1

WEIGHT

238

DOB

01/13/87

BIRTHPLACE

INDIANAPOLIS, INDIANA

VS. THE NHL

TEAM	GP	G	A	PTS	PIM
ANA	26	2	11	13	20
BOS	6	0	0	0	2
BUF	4	0	3	3	6
CGY	20	0	5	5	16
CAR	4	0	3	3	0
CHI	20	2	5	7	6
COL	21	1	6	7	21
CBJ	16	0	7	7	8
DAL	30	4	14	18	20
DET	23	2	3	5	4
EDM	21	3	5	8	20
FLA	5	2	0	2	4
LA	4	1	1	2	0
MIN	20	3	10	13	16
MTL	5	0	1	1	2
NSH	20	2	3	5	6
NJ	6	1	2	3	0
NYI	8	1	3	4	2
NYR	5	1	2	3	4
OTT	5	1	1	2	4
PHI	6	2	0	2	4
PHX	35	3	11	14	32
PIT	6	0	1	1	4
SJ	30	2	6	8	14
STL	23	0	5	5	38
TB	3	0	0	0	2
TOR	4	1	0	1	4
VAN	24	3	8	11	12
WSH	4	1	1	2	6
WPG	4	1	1	2	6
TOTALS	408	39	118	157	283

2012-13 SEASON

- Averaged a career-high 25:58 of ice time per game, which was tops on Columbus and the fifth-highest mark in the league
- Led all Blue Jackets defensemen in power play points (8), shots (96), hits (66) and blocked shots (90)
- Scored sixth career game-winning goal in the third period of a 3-1 home victory over Nashville on Apr. 27
- Skated in the 400th game of his NHL career on Apr. 9 vs. San Jose
- Broke his own Blue Jackets team record for TOI in a single game on Feb. 2 vs. Detroit (34:59)
- Games lost to injury: 4... Multi-point (goal) games: 1 (0)... Most Points: 2- Mar. 19 vs. Nashville... Most Goals: 1 (5x) - Apr. 27 vs. Nashville, most recent... Most Assists: 2- Mar. 19 vs. Nashville... Most PIM: 2 (4x) - Apr. 4 at Nashville, most recent... Most Shots: 5 (5x) - Apr. 27 vs. Nashville, most recent... TOI: 34:49 - Feb. 2 vs. Detroit

CAREER HIGHLIGHTS

- Ranked second (tied) among NHL defensemen in game-winning goals (5), sixth (tied) in goals and eighth (tied) in power play goals (5) in 2011-12
- Set career high in goals, power play goals, game-winning goals, shots (176) and time on ice in 2011-12
- Scored the first game-winning and overtime goal of his NHL career in the season opener Oct. 7, 2011 vs. NY Rangers (in Stockholm, Sweden)
- Played the 300th game of his NHL career Nov. 16, 2011 vs. Anaheim
- Scored his first goal with the team and added an assist Mar. 6, 2012 vs. Phoenix (Jason LaBarbera)
- Ranked third among NHL defensemen in power play assists (25-tied) and fourth in power play points (28-tied) in 2010-11
- Led the Kings in blocked shots (133), ranked second in assists and time on ice and was one of six players to play in all 82 games in 2010-11
- Recorded the 100th point of his NHL career Apr. 9, 2011 vs. Anaheim
- Ranked second on the club in time on ice and was first (tied) among NHL defensemen in shootout goals (6) in 2009-10
- Played the 200th game of his NHL career Apr. 11, 2010 at Colorado
- Led team in playoff assists and points (tied) and was second in blocked shots (10) in 2010-11
- Tied a Kings playoff record for a defenseman with 0-3-3 in Game 3 of the Western Conference Quarterfinal Apr. 19, 2010 vs. Vancouver
- Ranked first (tied) among Kings defensemen in goals and power play goals (3) despite missing 41 games due to a shoulder injury suffered Oct. 12 vs. San Jose in 2008-09
- Played the 100th game of his NHL career Mar. 1, 2009 at Chicago
- Recorded the first multi-point game of his NHL career with 1-1-2 Feb. 16, 2009 vs. Atlanta
- Named the Kings Best Newcomer and Outstanding Defenseman in 2007-08
- Ranked third among NHL rookies and third on Los Angeles in time on ice and was second among NHL rookies in blocked shots (136) in 2007-08
- Was selected to play in the NHL YoungStars event as a part of All-Star Weekend in 2007-08

AMATEUR CAREER

- Played two seasons (2005-07) at the University of Michigan (CCHA) and two seasons (2003-05) with the United States National Development Team Program
- Named CCHA Best Offensive Defenseman and earned All-CCHA First Team honors in 2006-07
- His 16 goals in 2006-07 rank as the second-highest total by a Wolverines defenseman
- Earned CCHA All-Rookie honors and was a finalist for the CCHA Best Offensive Defenseman Award in 2005-06
- Set Michigan freshman record for points by a defenseman (32) in 2005-06

INTERNATIONAL CAREER

- Invited to attend USA Hockey's National Team Development Camp in August 2013 in advance of the 2014 Olympic Games
- Represented the United States at the 2010 Olympic Games in Vancouver, British Columbia (silver medal), as well as the 2012 World Championships (served as team captain), 2011 World Championships (served as alternate captain), 2010 World Championships (served as team captain), 2009 World Championships and 2007 World Championships
- Also represented the United States at the 2007 World Junior Championships (bronze medal), 2006 World Junior Championships, 2005 World Under-18 Junior Championships (gold medal) and 2004 World Under-18 Junior Championships (silver medal)

SINGLE SEASON HIGHS

GP:	82 (2x), 2011-12
G:	12, 2011-12
A:	37, 2010-11
PTS:	42, 2010-11
+/-:	-7, 2011-12
PIM:	76, 2007-08
PPG:	5, 2011-12
SHG:	0
GWG:	5, 2011-12
Shots:	176, 2011-12
TOI:	25:58, 2012-13

GAME HIGHS

G:	1 (39x), 4/27/13 vs. NSH
A:	3, 2/4/10 vs. ANA
PTS:	4, 2/4/10 vs. ANA
PIM:	14, 12/16/10 at STL
+/-:	3 (9x), 3/22/13 vs. CGY
Shots:	8, 4/3/12 at PHX
TOI:	34:59, 2/2/13 vs. DET
Goal Streak:	2 (2x), 3/6-3/8/12
Assist Streak:	3, 11/10-11/16/12
Point Streak:	3 (2x), 4/21-4/27/13

NHL FIRSTS

Game:	3/29/07 vs. VAN
Goal:	10/19/07 at VAN
Assist:	10/10/07 at DAL

CBJ FIRSTS

Game:	2/26/12 at PIT
Goal:	3/6/12 vs. PHX
Assist:	3/3/12 at PHX

PERSONAL

- Nickname is "JJ"
- Began playing hockey at the age of 5 and idolized Sergei Fedorov, Chris Chelios and Alexei Kovalev growing up
- His father, Jack, Sr., had the greatest influence on his hockey career
- Winning the silver medal at the 2010 Olympics with Team USA is the most memorable moment of his hockey career
- The Detroit Lions are his favorite sports team

CAREER TRANSACTIONS

- Acquired by Columbus along with a first round pick in the 2013 Draft (Marko Dano) from Los Angeles in exchange for Jeff Carter on Feb. 23, 2012
- Signed a seven-year contract with Los Angeles on Jan. 9, 2011
- Signed a two-year contract extension with Los Angeles on July 17, 2009
- Signed a three-year, entry level contract with the Kings on March 26, 2007
- Acquired by Los Angeles with Oleg Tverdovsky from Carolina in exchange for Eric Belanger and Tim Gleason on Sept. 29, 2006
- Carolina's first pick, third overall, in the 2005 Draft



CAREER RECORD

YEAR	TEAM	LEAGUE	REGULAR SEASON							PLAYOFFS				
			GP	TOI	G	A	PTS	+/-	PIM	GP	G	A	PTS	PIM
2003-04	USNDTP	U-17	31	n/a	12	9	21	n/a	78
	USNDTP	NAHL	29	n/a	3	12	15	n/a	93
2004-05	USNDTP	U-18	26	n/a	5	9	14	n/a	86
	USNDTP	NAHL	12	n/a	7	10	17	n/a	57
2005-06	Michigan	CCHA	38	n/a	10	22	32	11	149
2006-07	Michigan	CCHA	36	n/a	16	23	39	26	87
	Los Angeles	NHL	5	21:22	0	0	0	-5	18
2007-08	Los Angeles	NHL	74	21:41	3	8	11	-19	76
2008-09	Los Angeles	NHL	41	20:16	6	5	11	-18	46
2009-10	Los Angeles	NHL	80	22:36	8	28	36	-15	48	6	0	7	7	6
	United States	Olympics	6	n/a	0	1	1	2	2
2010-11	Los Angeles	NHL	82	23:11	5	37	42	-21	44	6	1	4	5	0
2011-12	Los Angeles	NHL	61	22:30	8	16	24	-12	24
	Columbus	NHL	21	27:25	4	10	14	5	15
2012-13	Columbus	NHL	44	25:58	5	14	19	-5	12
CBJ Totals			65	26:26	9	24	33	0	27
NHL Totals			408	22:55	39	118	157	-90	283	12	1	11	12	6
NCAA Totals			74	...	26	45	71	37	236
USNDTP Totals			98	...	27	40	67	...	314



MARK LETESTU

MAHRK luh-TEHS-too

55

POSITION

CENTER

SHOOTS

RIGHT

HEIGHT

5-10

WEIGHT

199

DOB

02/04/85

BIRTHPLACE

ELK POINT, ALBERTA

VS. THE NHL

TEAM	GP	G	A	PTS	PIM
ANA	5	1	2	3	2
BOS	7	0	0	0	0
BUF	6	3	1	4	0
CGY	9	2	4	6	2
CAR	4	2	0	2	4
CHI	9	2	2	4	2
COL	6	1	2	3	0
CBJ	1	0	2	2	0
DAL	5	1	3	4	2
DET	9	2	0	2	2
EDM	8	2	1	3	2
FLA	5	1	2	3	2
LA	6	2	1	3	0
MIN	6	2	0	2	2
MTL	7	1	1	2	5
NSH	9	1	1	2	2
NJ	6	1	0	1	0
NYI	6	1	3	4	0
NYR	5	0	0	0	2
OTT	4	1	1	2	0
PHI	5	1	1	2	0
PHX	8	0	3	3	0
PIT	1	0	0	0	0
SJ	6	3	4	7	0
STL	11	2	3	5	4
TB	5	1	1	2	0
TOR	5	3	1	4	0
VAN	8	1	2	3	0
WSH	4	0	0	0	0
WPG	6	2	0	2	0
TOTALS	182	39	41	80	33

2012-13 SEASON

- Finished tied for second on the Blue Jackets in scoring after matching his career high with 27 points
- Set a new career best by averaging 0.59 points-per-game
- Recorded a team-high 13 goals and 27 takeaways
- Led the Jackets in shorthanded goals (2), which ranked fourth-T in the NHL
- Signed two-year contract extension with Columbus on Apr. 2
- Registered the first three-point game of his NHL career with 2-1-3 at San Jose on Apr. 21
- Scored his first game-winning/overtime goal as a Blue Jacket on Mar. 31 vs. Anaheim
- Collected points in four-straight games (0-5-5) from Feb. 26-Mar. 5
- Won a season-high 13 face-offs on Feb. 28 vs. Anaheim
- Games lost to injury: 0... Multi-point (goal) games: 5 (0)... Most Points: 3 – Apr. 21 at San Jose... Most Goals: 2 – Apr. 21 at San Jose... Most Assists: 2 – Feb. 26 vs. Dallas... Most PIM: 2 (5x) – Apr. 4 at Nashville, most recent... Most Shots: 5 (3x) – Apr. 25 at Dallas, most recent... TOI: 21:50 – Apr. 13 at Minnesota

CAREER HIGHLIGHTS

- Ranked second on the Blue Jackets in face-off percentage (51.9) and was fifth in power play goals (4), shooting percentage (9.6) and ice time among forwards in 2011-12
- Made his Blue Jackets debut Nov. 10, 2011 vs. Chicago and scored a goal (Corey Crawford)
- Named Penguins Rookie of the Year and ranked second on the club in game-winning goals (3) in 2010-11
- Spent most of the 2009-10 season with Wilkes-Barre/Scranton (AHL)
- Played his first full professional season in 2007-08, splitting time between Wilkes-Barre and Wheeling (ECHL)
- Made his professional debut at the end of the 2006-07 season with Wilkes-Barre

AMATEUR CAREER

- Spent one season (2006-07) at Western Michigan (CCHA) and was named CCHA Rookie of the Year
- Led the nation in shorthanded goals (5), while ranking seventh in the CCHA in points and third on the club in goals in 2006-07

PERSONAL

- Nickname is "Tester"
- Began playing hockey at the age of 4 and idolized Saku Koivu growing up
- His parents had the greatest influence on his hockey career
- Scoring his first NHL goal is his most memorable hockey moment
- Favorite sports team is the Toronto Blue Jays
- Favorite athlete is Vladimir Guerrero

CAREER TRANSACTIONS

- Signed two-year contract extension with Columbus on Apr. 2, 2013
- Acquired from Pittsburgh in exchange for a fourth round pick (Matia Marcantuoni) in the 2012 Draft on Nov. 8, 2011
- Signed as a free agent by Pittsburgh on Mar. 22, 2007

SINGLE SEASON HIGHS

GP: 64, 2010-11
 G: 14, 2010-11
 A: 14 (2x), 2012-13
 PTS: 27 (2x), 2012-13
 +/-: 7, 2012-13
 PIM: 13, 2010-11
 PPG: 4 (2x), 2011-12
 SHG: 2, 2012-13
 GWG: 3, 2010-11
 Shots: 128, 2010-11
 TOI: 16:30, 2012-13

GAME HIGHS

G: 2 (3x), 4/21/13 at SJ
 A: 2 (3x), 2/26/13 vs. DAL
 PTS: 3, 4/21/13 at SJ
 PIM: 5, 1/12/11 at MTL
 +/-: 3, 1/5/11 vs. TB
 Shots: 7 (2x), 2/26/11 at TOR
 TOI: 22:12, 4/3/12
 Goal Streak: 3, 3/23-3/26/12
 Assist Streak: 4, 2/26-3/5/13
 Point Streak: 4 (2x), 2/26-3/5/13

NHL FIRSTS

Game: 11/14/09 vs. BOS
 Goal: 2/1/10 vs. BUF
 Assist: 10/15/10 vs. NYI

CBJ FIRSTS

Game: 11/10/11 vs. CHI
 Goal: 11/10/11 vs. CHI
 Assist: 12/13/11 vs. VAN



DEREK MACKENZIE

DAIR-ihk muh-KEHN-zee

24

POSITION

CENTER

SHOOTS

LEFT

HEIGHT

5-11

WEIGHT

181

DOB

06/11/81

BIRTHPLACE

SUDBURY, ONTARIO

VS. THE NHL

TEAM	GP	G	A	PTS	PIM
ANA	13	1	1	2	12
BOS	6	1	1	2	4
BUF	5	0	1	1	4
CGY	12	0	5	5	8
CAR	7	2	2	4	6
CHI	16	3	2	5	5
COL	11	2	2	4	7
CBJ	1	0	0	0	2
DAL	10	0	0	0	0
DET	17	2	1	3	20
EDM	11	2	1	3	0
FLA	4	0	0	0	2
LA	8	1	2	3	2
MIN	10	1	0	1	0
MTL	3	0	1	1	0
NSH	20	0	0	0	12
NJ	4	0	0	0	4
NYI	1	0	0	0	0
NYR	5	1	0	1	4
OTT	4	0	0	0	0
PHI	3	0	0	0	0
PHX	8	2	3	5	7
PIT	5	0	0	0	0
SJ	13	0	2	2	8
STL	15	3	3	6	9
TB	7	1	1	2	6
TOR	2	0	0	0	0
VAN	9	0	1	1	4
WSH	3	0	1	1	2
WPG	3	0	1	1	0
TOTALS	236	22	31	53	128

2012-13 SEASON

- Spent his sixth season in the Blue Jackets organization and 12th in professional hockey
- Finished with a positive plus/minus rating for the fourth consecutive season
- Led the Blue Jackets in hits (122) and face-off winning pct. (59.4)
- Registered fifth career multi-point game (0-2-2) on Mar. 22 vs. Calgary
- Scored a goal and recorded his sixth career fighting major on Feb. 16 at Phoenix
- Skated in 200th game of his NHL career on Feb. 21 at Detroit
- Games lost to injury: 3... Multi-point (goal) games: 1 (0)... Most Points: 2 – Mar. 22 vs. Calgary... Most Goals: 1 (3x) – Mar. 5 vs. Edmonton, most recent... Most Assists: 2 – Mar. 22 vs. Calgary... Most PIM: 7 (2x) – Feb. 16 at Phoenix, most recent ... Most Shots: 3 – Mar. 29 at Calgary... TOI: 13:57– Feb. 21 at Detroit

CAREER HIGHLIGHTS

- Led the club in plus/minus rating (+14) and tied the franchise record for plus/minus rating among forwards (+12, David Vyborny, 2002-03) in 2010-11
- Played the 100th game of his NHL career Feb. 11, 2011 vs. Colorado
- Recorded the first multi-goal game and first game-winning goal of his NHL career Mar. 12, 2011 at Carolina
- Led the AHL in shorthanded goals (5-tied) in 2006-07 and 2009-10
- Played the 500th game of his AHL career Apr. 4, 2009 vs. Rochester
- Helped Chicago (AHL) reach the Calder Cup Final in 2004-05 and win the Calder Cup in 2001-02

AMATEUR CAREER

- Played four seasons (1997-2001) with Sudbury (OHL)
- Ranked sixth in the OHL in points in 2000-01

INTERNATIONAL CAREER

- Represented Canada at the 2001 World Junior Championships (bronze medal)

PERSONAL

- Nicknames are “Mac” and “D-Mac”
- Began playing hockey at age 3 and idolized Steve Yzerman growing up
- His father, Ken, had the greatest influence on his hockey career
- Winning the 2002 Calder Cup is his most memorable hockey moment
- Favorite sports team is the New England Patriots
- Favorite TV show is *Sons of Anarchy*

CAREER TRANSACTIONS

- Signed a two-year contract with the Blue Jackets on May 31, 2012
- Signed as a free agent by Columbus on July 11, 2007
- Atlanta's sixth pick, 128th overall, in the 1999 Draft

SINGLE SEASON HIGHS

GP:	66, 2011-12
G:	9, 2010-11
A:	14, 2010-11
PTS:	23, 2010-11
+/-:	14, 2010-11
PIM:	40, 2011-12
PPG:	1, 2011-12
SHG:	2, 2011-12
GWG:	2, 2011-12
Shots:	76, 2010-11
TOI:	13:51, 2001-02

GAME HIGHS

G:	2, 3/12/11 at CAR
A:	2 (3x), 3/22/13 vs. CGY
PTS:	2 (5x), 3/22/13 vs. CGY
PIM:	12, 1/8/12 at ANA
+/-:	2 (11x), 3/3/12 at PHX
Shots:	4 (3x), 11/17/11 at BOS
TOI:	17:12, 2/16/11 vs. LA
Goal Streak:	2 (2x), 3/7-3/9/11
Assist Streak:	2 (3x), 12/1-12/2/11
Point Streak:	3 (2x), 3/4-3/9/11

NHL FIRSTS

Game:	4/12/02 at CBJ
Goal:	3/9/08 vs. TB
Assist:	2/25/04 vs. TB

CBJ FIRSTS

Game:	12/10/07 vs. ANA
Goal:	3/9/08 vs. TB
Assist:	11/5/09 at ATL



CAREER RECORD

YEAR	TEAM	LEAGUE	REGULAR SEASON							PLAYOFFS				
			GP	TOI	G	A	PTS	+/-	PIM	GP	G	A	PTS	PIM
1997-98	Sudbury	OHL	59	n/a	9	11	20	n/a	26
1998-99	Sudbury	OHL	68	n/a	22	65	87	n/a	74	4	2	4	6	2
1999-00	Sudbury	OHL	68	n/a	24	33	57	1	110	12	5	9	14	16
2000-01	Sudbury	OHL	62	n/a	40	49	89	25	89	12	6	8	14	16
2001-02	Atlanta	NHL	1	13:51	0	0	0	-1	2
	Chicago	AHL	68	n/a	13	12	25	0	80	25	4	2	6	20
2002-03	Chicago	AHL	80	n/a	14	18	32	14	97	9	0	0	0	4
2003-04	Atlanta	NHL	12	6:38	0	1	1	0	10
	Chicago	AHL	63	n/a	19	16	35	8	67	10	7	1	8	13
2004-05	Chicago	AHL	78	n/a	13	20	33	5	87	18	5	6	11	33
2005-06	Atlanta	NHL	11	6:32	0	1	1	0	8
	Chicago	AHL	36	n/a	10	12	22	-3	48
2006-07	Atlanta	NHL	4	4:59	0	0	0	1	0
	Chicago	AHL	52	n/a	14	23	37	14	62
2007-08	Syracuse	AHL	62	n/a	25	24	49	6	46	13	6	8	14	22
	Columbus	NHL	17	7:46	2	0	2	-2	8
2008-09	Columbus	NHL	1	7:15	0	0	0	-1	2
	Syracuse	AHL	64	n/a	22	30	52	0	50
2009-10	Columbus	NHL	18	8:41	1	3	4	3	0
	Syracuse	AHL	47	n/a	17	30	47	-4	30
2010-11	Columbus	NHL	63	10:50	9	14	23	14	22
2011-12	Columbus	NHL	66	10:30	7	7	14	4	40
2012-13	Columbus	NHL	43	10:20	3	5	8	1	36
CBJ Totals			208	10:11	22	29	51	19	108
NHL Totals			236	9:37	22	31	53	19	128
AHL Totals			550	...	147	185	332	40	567	75	22	17	39	92
OHL Totals			257	...	95	158	253	...	299	28	13	21	34	34



CURTIS MCELHINNEY

KUHR-tihs MAK-ihl-ehn-ee

31

POSITION

GOALTENDER

CATCHES

LEFT

HEIGHT

6-3

WEIGHT

205

DOB

05/23/83

BIRTHPLACE

LONDON, ONTARIO

VS. THE NHL

TEAM	GP	SV%	W-L-OT	GA	SO	GAA
ANA	2	.863	0-2-0	0	7	3.56
BOS	1	.897	0-1-0	0	3	3.05
BUF	2	.879	0-2-0	0	7	4.29
CGY	1	.840	1-0-0	0	4	3.75
CAR	2	.828	0-2-0	0	10	5.04
CHI	3	.933	0-0-0	0	1	1.22
COL	3	.914	2-1-0	1	8	2.67
CBJ	5	.882	1-2-0	0	13	3.16
DAL	3	.930	2-1-0	0	7	2.32
DET	3	.890	0-2-1	0	11	4.15
EDM	6	.934	4-0-0	0	9	2.00
FLA	0	.000	0-0-0	0	0	0.00
LA	5	.920	1-1-1	0	8	2.16
MIN	4	.892	1-1-1	0	9	2.93
MTL	0	.000	0-0-0	0	0	0.00
NSH	1	1.00	0-0-0	0	0	0.00
NJ	2	.973	1-0-0	0	1	0.79
NYI	3	.925	2-1-0	1	4	2.11
NYR	0	.000	0-0-0	0	0	0.00
OTT	0	.000	0-0-0	0	0	0.00
PHI	1	.952	1-0-0	0	2	2.00
PHX	1	.750	0-0-0	0	2	5.45
PIT	0	.000	0-0-0	0	0	0.00
SJ	5	.879	0-2-0	0	12	3.77
STL	5	.868	0-4-0	0	17	4.59
TB	4	.921	2-2-0	0	9	2.69
TOR	1	.857	0-1-0	0	1	3.75
VAN	5	.909	1-0-1	0	11	2.86
WSH	1	.774	0-1-0	0	7	7.12
WPG	0	.000	0-0-0	0	0	0.00
TOTALS	69	.899	19-26-4	2	163	3.10

2012-13 SEASON

- Named a Second Team AHL All-Star after leading Springfield to a division title
- Set record for highest save percentage in one season by a Falcons goaltender with a mark of .923
- Recipient of Springfield's Ross Lowe Memorial Award as the team's Most Valuable Player
- Earned 100th career AHL victory on March 23 at Bridgeport
- Set record for most shutouts in a Falcons career of nine on March 20 vs. Manchester
- Set record for most shutouts in a season in the 70-year history of AHL hockey in Springfield on March 20 vs. Manchester
- 2013 AHL All-Star Classic selection
- Set career AHL high with 47 saves on Jan. 6 at Providence
- Named CCM/AHL Goaltender of the Month for October after recording five wins and two shutouts, while ranking fourth in the league with a .949 SV% and fifth with a 1.51 GAA

CAREER HIGHLIGHTS

- Has played parts of five seasons in the NHL with Calgary, Anaheim, Ottawa and Phoenix
- Won his only NHL start of 2011-12, stopping 28-of-30 shots for the Coyotes on Dec. 31, 2011 at Minnesota
- Set career highs in games played, wins and shutouts while splitting the 2010-11 season between Anaheim and Ottawa
- Recorded the first shutout of his NHL career with 27 saves for Anaheim on Nov. 10, 2010 vs. NY Islanders
- Had a career-high four-game win streak from Mar. 19-31, 2010
- Notched the first win of his NHL career with 35 saves (26 shots) for Calgary on Apr. 11, 2009 vs. Edmonton
- Made his Stanley Cup Playoff debut in Game 5 of the Western Conference Quarterfinals Apr. 25, 2009 vs. Chicago
 - Made his NHL debut Oct. 22, 2007 vs. San Jose and made his first NHL start Nov. 25, 2007 at St. Louis
 - Played the 100th game of his AHL career (with Quad-City) Nov. 15, 2007 vs. Lake Erie
- Was named to the AHL Canadian All-Star team and named AHL Goaltender of the Month for April in 2006-07

AMATEUR CAREER

- Spent four seasons (2001-05) at Colorado (WCHA)
- Named to the 2003 NCAA Second All-American team and 2005 NCAA First All-American team
- Earned 2003 and 2005 WCHA First All-Star team honors
- Led Colorado to the 2005 Frozen Four
- Is the Tigers career leader in goals-against average and shutouts (tied)

PERSONAL

- Idolized Curtis Joseph growing up
- His most memorable moment in hockey was playing in the 2005 Frozen Four
- The Denver Broncos are his favorite sports team
- Enjoys fly fishing

CAREER TRANSACTIONS

- Signed a one-year contract with Columbus on May 24, 2013
- Signed a one-year, two-way (NHL-AHL) contract with Columbus on July 1, 2012
- Acquired by Columbus with a second round pick (later traded to Philadelphia) in the 2012 Draft and a fifth round pick in the 2013 Draft from Phoenix in exchange for Antoine Vermette on Feb. 22, 2012
- Signed as a free agent by Phoenix on July 4, 2011
- Claimed on waivers by Ottawa from Tampa Bay on Feb. 28, 2011
- Acquired by Tampa Bay from Anaheim in exchange for Dan Ellis on Feb. 24, 2011
- Acquired by Anaheim from Calgary in exchange for Vesa Toskala on Mar. 3, 2010
- Calgary's ninth pick, 176th overall, in the 2002 NHL Draft

SINGLE SEASON HIGHS

GP: 21, 2010-11
 W: 6, 2010-11
 MIN: 516, 2010-11
 GAA: 1.67, 2011-12
 SV%: .944, 2011-12
 SO: 2, 2010-11

GAME HIGHS

Saves: 42, 4/9/10 at STL
 Shots: 48, 4/9/10 at STL

NHL FIRSTS

Game: 10/22/07 vs. SJ
 Win: 4/11/09 vs. EDM

CBJ FIRSTS

Game: N/A
 Win: N/A

**CAREER RECORD**

YEAR	TEAM	LEAGUE
2001-02	Colorado	WCHA
2002-03	Colorado	WCHA
2003-04	Colorado	WCHA
2004-05	Colorado	WCHA
2005-06	Omaha	AHL
2006-07	Omaha	AHL
2007-08	Calgary	NHL
	Quad-City	AHL
2008-09	Calgary	NHL
2009-10	Calgary	NHL
	Anaheim	NHL
2010-11	Anaheim	NHL
	Ottawa	NHL
2011-12	Phoenix	NHL
	Portland	AHL
2012-13	Springfield	AHL

NHL Totals**AHL Totals****NCAA Totals****REGULAR SEASON**

GP	W-L-OT	MIN	GA	SO	GAA
9	6-0-1	441	15	1	2.04
37	25-6-5	2147	85	4	2.37
19	10-6-1	1015	41	2	2.42
26	21-4-1	1550	58	2	2.24
33	9-14-2	1621	68	3	2.52
57	35-17-1	3181	113	7	2.13
5	0-2-0	150	5	0	2.00
41	20-18-2	2320	88	3	2.28
14	1-6-1	518	31	0	3.59
10	3-4-0	502	27	0	3.23
10	5-1-2	521	24	0	2.76
21	6-9-1	996	57	2	3.43
7	3-4-0	399	17	0	2.56
2	1-0-0	72	2	0	1.67
25	10-13-0	1379	70	0	3.04
49	29-16-3	2926	113	9	2.32
69	19-26-4	3158	163	2	3.10
205	103-78-8	11427	452	22	2.37
91	62-16-8	5153	199	9	2.32

PLAYOFFS

GP	W-L	MIN	GA	SO	GAA
...
...
...
...
5	2-3	311	11	0	2.12
...
...
1	0-0	34	1	0	1.76
...
...
...
...
8	3-5	483	25	0	3.10
1	0-0	34	1	0	1.76
13	5-8	794	11	0	2.72
...



NIKITA NIKITIN

nih-KEE-tuh nih-KEE-tuhn

6

POSITION

DEFENSE

SHOOTS

LEFT

HEIGHT

6-4

WEIGHT

223

DOB

06/16/86

BIRTHPLACE

OMSK, RUSSIA

VS. THE NHL

TEAM	GP	G	A	PTS	PIM
ANA	6	0	1	1	2
BOS	3	0	1	1	0
BUF	2	0	1	1	0
CGY	10	2	5	7	4
CAR	1	0	2	2	0
CHI	9	0	0	0	9
COL	10	1	2	3	4
CBJ	4	0	1	1	2
DAL	5	1	1	2	8
DET	11	1	6	7	0
EDM	9	0	3	3	2
FLA	2	2	1	3	0
LA	6	0	1	1	2
MIN	6	0	2	2	0
MTL	2	0	1	1	0
NSH	12	1	3	4	2
NJ	2	0	0	0	0
NYI	2	0	1	1	2
NYR	1	0	0	0	0
OTT	1	0	0	0	0
PHI	0	0	0	0	0
PHX	9	1	1	2	2
PIT	1	0	1	1	0
SJ	7	1	2	3	0
STL	8	0	1	1	4
TB	2	1	0	1	0
TOR	0	0	0	0	0
VAN	8	0	1	1	2
WSH	0	0	0	0	0
WPG	1	0	1	1	0
TOTALS	140	11	39	50	45

2012-13 SEASON

- Recorded 50th career NHL point (assist) on Mar. 31 vs. Anaheim
- Tied career high with three-game point streak (0-3-3) from Mar. 28-31
- Dished out a season-high four hits on Mar. 1 at Chicago and Jan. 23 at Phoenix
- Registered first career fighting major on Mar. 1 at Chicago
- Matched career-high with +3 rating on Feb. 11 vs. San Jose
- Set a career high with seven shots on goal on Feb. 7 vs. Calgary
- Games lost to injury: 10... Multi-point (goal) games: 0 (0)... Most Points: 1 (9x) – Mar. 31 vs. Anaheim, most recent... Most Goals: 1 (3x) – Mar. 19 vs. Nashville, most recent... Most Assists: 1 (6x) – Mar. 31 vs. Anaheim, most recent... Most PIM: 7 – Mar. 1 at Chicago... Most Shots: 7 – Feb. 7 vs. Calgary... TOI: 27:53 – Feb. 7 vs. Calgary

CAREER HIGHLIGHTS

- Set career highs in goals, assists, points, penalty minutes, power play goals (3), game-winning goals (3), shots (103), time on ice and games played in 2011-12
- Ranked second among Blue Jackets defensemen in goals, assists and points
- Scored the game-winning goal in back-to-back games Mar. 1-3, 2012 for the first time in his NHL career
- Registered the first multi-goal game of his NHL career (including the game-winning goal) and added an assist to match a single game career high in points with 2-1-3 Mar. 30, 2012 vs. Florida
- Played the 100th game of his NHL career Apr. 3, 2012 at Phoenix
- Played his first season in North America with St. Louis and Peoria (AHL) in 2010-11 after spending six seasons (2004-10) in Russia
- Recorded the first multi-point game of his NHL career with 0-2-2 and was +3 Mar. 30, 2011 at Detroit
- Ranked second among Avangard Omsk (KHL) defensemen in points and plus/minus rating in 2006-07
- Led Avangard Omsk (Russia) in penalty minutes in 2006-07

INTERNATIONAL CAREER

- Represented Russia at the 2012 IIHF World Championships (gold medal) and at the 2006 IIHF World Junior Championships (silver medal)

PERSONAL

- Nickname is "Niki"
- Began playing hockey at the age of 11
- His father, Alexander, had the greatest influence on his hockey career
- Winning the gold medal at the 2012 World Championships with Russia is his most memorable moment in hockey
- Soccer is his favorite sport other than hockey

CAREER TRANSACTIONS

- Signed a two-year contract extension with the Blue Jackets on June 28, 2012
- Acquired by Columbus from St. Louis in exchange for Kris Russell on Nov. 11, 2011
- St. Louis' fifth pick, 136th overall, in the 2004 Draft

SINGLE SEASON HIGHS

GP:	61, 2011-12
G:	7, 2011-12
A:	25, 2011-12
PTS:	32, 2011-12
+/-:	1, 2010-11
PIM:	18, 2011-12
PPG:	3, 2011-12
SHG:	0
GWG:	3, 2011-12
Shots:	103, 2011-12
TOI:	23:11, 2011-12

GAME HIGHS

G:	2, 3/30/12 vs. FLA
A:	2 (4x), 3/28/12 vs. DET
PTS:	3, 3/30/12 vs. FLA
PIM:	7, 3/1/13 at CHI
+/-:	3 (4x), 2/11/13 vs. SJ
Shots:	7, 2/7/13 vs. CGY
TOI:	29:57, 12/6/11 at MTL
Goal Streak:	2, 3/1-3/3/12
Assist Streak:	3 (4x), 3/28-3/31/13
Point Streak:	3 (4x), 3/28-3/31/13

NHL FIRSTS

Game:	11/6/10 at BOS
Goal:	2/6/11 at TB
Assist:	2/4/11 vs. EDM

CBJ FIRSTS

Game:	11/12/11 vs. WPG
Goal:	12/1/11 at CGY
Assist:	11/12/11 vs. WPG



PLAYOFFS

73



DALTON PROUT

DAHL-tuhn PROWT

47

POSITION

DEFENSE

SHOOTS

RIGHT

HEIGHT

6-3

WEIGHT

222

DOB

05/13/90

BIRTHPLACE

KINGSVILLE, ONTARIO

VS. THE NHL

TEAM	GP	G	A	PTS	PIM
ANA	2	0	2	2	0
BOS	0	0	0	0	0
BUF	0	0	0	0	0
CGY	2	0	0	0	5
CAR	0	0	0	0	0
CHI	2	0	0	0	0
COL	3	0	0	0	5
CBJ	0	0	0	0	0
DAL	1	0	1	1	5
DET	2	0	0	0	0
EDM	2	0	0	0	2
FLA	1	0	0	0	0
LA	1	1	0	1	2
MIN	2	0	1	1	2
MTL	0	0	0	0	0
NSH	4	0	2	2	0
NJ	0	0	0	0	0
NYI	1	0	0	0	0
NYR	0	0	0	0	0
OTT	0	0	0	0	0
PHI	0	0	0	0	0
PHX	2	0	0	0	0
PIT	0	0	0	0	0
SJ	2	0	0	0	0
STL	3	0	0	0	2
TB	0	0	0	0	0
TOR	0	0	0	0	0
VAN	3	0	0	0	2
WSH	0	0	0	0	0
WPG	0	0	0	0	0
TOTALS	33	1	6	7	25

2012-13 SEASON

- Led Columbus in plus/minus rating (+15) and ranked second among rookie NHL defensemen in the category
- Scored first career NHL goal on Apr. 18 at Los Angeles (Jonathan Quick)
- Tied Columbus team record by recording a +4 rating on Mar. 29 at Calgary (first Blue Jackets rookie to reach the mark)
- Tallied his first career NHL point (assist, goal by Mark Letestu) and dished out a season-high six hits on Mar. 19 vs. Nashville
- Led Columbus with four blocked shots in his season debut on Mar. 1 at Chicago
- Games lost to injury: 0... Multi-point (goal) games: 0 (0)... Most Points: 1 (7x) – Apr. 27 vs. Nashville, most recent... Most Goals: 1 – Apr. 18 at Los Angeles ... Most Assists: 1 (6x) – Apr. 27 vs. Nashville, most recent ... Most PIM: 5 (2x) – Mar. 29 at Calgary, most recent... Most Shots: 2 (2x) – Apr. 27 vs. Nashville, most recent... TOI: 22:33– Apr. 18 at Los Angeles

CAREER HIGHLIGHTS

- Played his first professional season in 2011-12 and made his NHL debut Mar. 30, 2012 vs. Florida
- Made his professional debut Oct. 7, 2011 at Manchester and notched his first professional point with a goal Oct. 16, 2011 vs. Manchester

AMATEUR CAREER

- Played five seasons (2006-11) in the OHL with Sarnia, Barrie and Saginaw
- Set career highs in goals, assists and points in 2010-11
- Ranked second (tied) among Barrie defensemen in goals and was third overall in penalty minutes in 2009-10
- Helped the Colts reach the J. Ross Robertson Cup Finals in 2010

PERSONAL

- Is the first native of Kingsville, Ontario to play in the National Hockey League
- Joe Sakic was his hockey idol growing up
- The Chicago Cubs are his favorite sports team
- His favorite TV show is *Game of Thrones*

CAREER TRANSACTIONS

- Signed to a three-year, entry level contract with the Blue Jackets on July 1, 2011
- Columbus' seventh pick, 154th overall, in the 2010 Draft

SINGLE SEASON HIGHS

GP:	33, 2012-13
G:	1, 2012-13
A:	6, 2012-13
PTS:	7, 2012-13
+/-:	15, 2012-13
PIM:	25, 2012-13
PPG:	0
SHG:	0
GWG:	0
Shots:	16, 2012-13
TOI:	18:31, 2012-13

GAME HIGHS

G:	1, 4/18/13 at LA
A:	1 (6x), 4/27/13 vs. NSH
PTS:	1 (7x), 4/27/13 vs. NSH
PIM:	5 (3x), 4/25/13 at DAL
+/-:	4, 3/29/13 at CGY
Shots:	2 (2x), 4/27/13 vs. NSH
TOI:	22:33, 4/18/13 at LA
Goal Streak:	1, 4/18/13 at LA
Assist Streak:	2, 4/25-4/27/13
Point Streak:	2 (2x), 4/25-4/27/13

NHL/CBJ FIRSTS

Game:	3/30/12 vs. FLA
Goal:	4/18/13 at LAK
Assist:	3/19/13 vs. NSH

**CAREER RECORD**

YEAR	TEAM	LEAGUE
2006-07	Sarnia	OHL
2007-08	Sarnia	OHL
	Barrie	OHL
2008-09	Barrie	OHL
2009-10	Barrie	OHL
2010-11	Barrie	OHL
	Saginaw	OHL
2011-12	Columbus	NHL
	Springfield	AHL
2012-13	Columbus	NHL
	Springfield	AHL

CBJ/NHL Totals**AHL Totals****OHL Totals****REGULAR SEASON**

GP	TOI	G	A	PTS	+/-	PIM
49	n/a	1	2	3	6	36
32	n/a	0	2	2	-4	43
25	n/a	0	3	3	2	39
65	n/a	0	6	6	-11	98
63	n/a	7	14	21	26	121
23	n/a	7	14	21	-8	55
29	n/a	2	8	10	5	46
5	11:47	0	0	0	1	0
62	n/a	4	9	13	-1	54
28	18:31	1	6	7	15	25
40	n/a	1	8	9	4	73
33	11:47	1	6	7	16	25
102	...	5	17	22	3	127
286	...	17	49	66	16	438

PLAYOFFS

GP	G	A	PTS	PIM
4	0	0	0	0
...
8	0	2	2	16
5	0	1	1	10
17	1	6	7	20
...
12	2	0	2	27
...
...
...
6	0	1	1	14
...
6	0	1	1	14
46	3	9	12	73



JACK SKILLE

JAK SKIH-lee

5

POSITION

RIGHT WING

SHOOTS

RIGHT

HEIGHT

6-1

WEIGHT

216

DOB

05/19/87

BIRTHPLACE

MADISON, WISCONSIN

2012-13 SEASON

- Had career-high four-game point streak from Mar. 7-12 (1-3-4)
- Finished second on the Panthers in hits with 96
- Recorded 12 takeaways versus only three giveaways on the season
- Registered season-high nine-game shot-on-goal streak from Feb. 22-Mar. 8, firing 23 SOG in that span
- Games lost to injury: 4... Multi-point (goal) games: 1 (0)... Most points: 2 – Feb. 16 vs. Tampa Bay... Most goals: 1 (3x) – Mar. 7 at Washington, most recent... Most assists: 1 (9x) – Apr. 13 vs. Pittsburgh, most recent... Most PIM: 5 – Apr. 18 at NY Rangers... Most Shots: 6 – Feb. 28 vs. Buffalo... TOI: 18:05 – Mar. 12 vs. Tampa Bay

CAREER HIGHLIGHTS

- Finished third among Florida forwards in hits (99) in 2011-12
- Scored first career shorthanded and game-winning goal on Dec. 3, 2011 at San Jose
- Skated in 100th career NHL game on Oct. 24, 2011
- Ranked second on the IceHogs with a career-high 23 goals in 2009-10
- Collected two assists while representing Rockford in the AHL All-Star Game on Jan. 19, 2010
- Tied for second on Rockford (AHL) with 20 goals and finished fourth on the team with 45 points in 2008-09
- Recorded his first career NHL points with a goal and an assist on Jan. 8, 2008 at Montreal

AMATEUR CAREER

- Won a national championship with the University of Wisconsin in 2006
- Led all Badgers freshman in scoring with 13-8-21 and 37 penalty minutes in 41 games in 2005-06

INTERNATIONAL CAREER

- Played two years at the National Team Development Program in Ann Arbor, Mich., from 2003 to 2005,
- Helped the United States earn a silver medal at the 2004 Under-18 Championships and a gold medal at the 2005 Under-18 Championships
- Two-time member of the U.S. National Junior Team, competing at the 2006 and 2007 IIHF World Junior Championships, taking home a silver medal in '07

PERSONAL

- Was one of a record-setting eight American-born players selected in the opening round of the 2005 NHL Draft
- Chris Chelios was his hockey idol growing up
- The Green Bay Packers are his favorite sports team
- Has an English bulldog named 'Norman'

CAREER TRANSACTIONS

- Signed a one-year, two-way (NHL-AHL) contract with the Blue Jackets on July 7, 2013
- Acquired by Florida with Hugh Jessiman and David Pacan from the Blackhawks in exchange for Alexander Salak and Michael Frolik on Feb. 9, 2011
- Chicago's first pick, seventh overall, at the 2005 NHL Draft

VS. THE NHL

TEAM	GP	G	A	PTS	PIM
ANA	6	0	1	1	2
BOS	4	0	0	0	5
BUF	6	0	1	1	0
CGY	5	1	0	1	0
CAR	6	0	0	0	0
CHI	3	0	0	0	4
COL	7	2	0	2	2
CBJ	5	0	2	2	4
DAL	3	0	0	0	0
DET	4	0	2	2	0
EDM	5	1	2	3	0
FLA	0	0	0	0	0
LA	8	0	0	0	0
MIN	4	0	0	0	0
MTL	6	1	2	3	0
NSH	9	4	2	6	0
NJ	5	0	1	1	4
NYI	7	1	1	2	2
NYR	8	0	1	1	12
OTT	8	1	1	2	6
PHI	6	1	0	1	4
PHX	4	0	0	0	5
PIT	5	1	1	2	0
SJ	6	2	1	3	2
STL	7	1	1	2	2
TB	10	1	4	5	4
TOR	6	1	2	3	-0
VAN	5	0	1	1	4
WSH	10	2	1	3	2
WPG	9	0	1	1	7
TOTALS	178	20	29	49	73

SINGLE SEASON HIGHS

GP: 49, 2010-11
 G: 7, 2010-11
 A: 10, 2010-11
 PTS: 17, 2010-11
 +/-: 3, 2010-11
 PIM: 28, 2011-12
 PPG: 1, 2010-11
 SHG: 1, 2011-12
 GWG: 1 (2x), 2011-12
 Shots: 154, 2010-11
 TOI: 13:19, 2012-13

GAME HIGHS

G: 2 (2x), 12/22/10 vs. NSH
 A: 1 (28x), 4/13/13 vs. PIT
 PTS: 2 (7x), 2/16/13 vs. TB
 PIM: 5 (5x), 4/13/13 at NYR
 +/-: 2 (10x), 2/12/13 vs. WSH
 Shots: 9, 12/17/10 vs. DET
 TOI: 19:37, 12/13/11 vs. SJ
 Goal Streak: 1 (20x), 3/7/13 at WSH
 Assist Streak: 3, 3/8-3/12/13
 Point Streak: 4, 3/7-3/12/13

NHL FIRSTS

Game: 12/30/07 vs. LA
 Goal: 1/8/08 at MTL
 Assist: 1/8/08 at MTL

CBJ FIRSTS

Game: N/A
 Goal: N/A
 Assist: N/A

**CAREER RECORD**

YEAR	TEAM	LEAGUE
2005-06	Wisconsin	WCHA
2006-07	Wisconsin	WCHA
	Norfolk	AHL
2007-08	Rockford	AHL
	Chicago	NHL
2008-09	Chicago	NHL
	Rockford	AHL
2009-10	Chicago	NHL
	Rockford	AHL
2010-11	Chicago	NHL
	Florida	NHL
2011-12	Florida	NHL
2012-13	Florida	NHL

NHL Totals**AHL Totals****NCAA Totals****REGULAR SEASON**

GP	TOI	G	A	PTS	+/-	PIM
41	n/a	13	8	21	37	13
26	n/a	8	10	18	12	0
9	n/a	4	4	8	0	1
59	n/a	16	18	34	44	-3
16	11:59	3	2	5	0	1
8	9:26	1	0	1	5	-3
58	n/a	20	25	45	56	10
6	7:40	1	1	2	0	-3
63	n/a	23	26	49	50	-1
49	10:44	7	10	17	25	3
13	16:25	1	1	2	4	-12
46	11:58	4	6	10	28	-9
40	13:19	3	9	12	11	-9
178	12:00	20	29	49	73	-32
189	...	63	73	136	150	7
67	...	21	18	39	49	13

PLAYOFFS

GP	G	A	PTS	PIM
--	--	--	--	--
--	--	--	--	--
3	0	0	0	2
12	2	1	3	6
--	--	--	--	--
--	--	--	--	--
--	--	--	--	--
4	0	0	0	0
--	--	--	--	--
--	--	--	--	--
--	--	--	--	--
...
19	2	1	3	8
...



FEDOR TYUTIN

FEH-durhr TOOT-ihn

51

POSITION

DEFENSE

SHOOTS

LEFT

HEIGHT

6-2

WEIGHT

212

DOB

07/19/83

BIRTHPLACE

IZHEVSK, RUSSIA

VS. THE NHL

TEAM	GP	G	A	PTS	PIM
ANA	21	5	9	14	23
BOS	15	0	1	1	6
BUF	17	3	4	7	8
CGY	20	0	3	3	10
CAR	13	0	3	3	10
CHI	29	2	6	8	20
COL	20	1	6	7	16
CBJ	2	0	0	0	0
DAL	20	4	8	12	22
DET	29	2	10	12	16
EDM	19	1	8	9	2
FLA	17	3	2	5	12
LA	20	1	4	5	10
MIN	21	2	2	4	12
MTL	16	0	6	6	10
NSH	33	1	12	13	14
NJ	31	0	4	4	22
NYI	26	3	9	12	8
NYR	4	0	0	0	0
OTT	16	1	5	6	10
PHI	29	1	7	8	23
PHX	20	1	7	8	14
PIT	31	2	9	11	16
SJ	21	0	11	11	17
STL	24	7	7	14	35
TB	18	2	3	5	8
TOR	15	1	2	3	10
VAN	20	0	5	5	14
WSH	21	3	3	6	18
WPG	18	0	5	5	12
TOTALS	606	46	161	207	398

2012-13 SEASON

- Led Blue Jackets in scoring through the first third of the season (1-9-10, 16 GP) and finished first among club defensemen in assists (18, first-T on the club) and points (22)
- Recorded career-best five-game point streak from Apr. 13-21
- Scored a goal in his 600th career NHL game on Apr. 13 at Minnesota
- Became highest-scoring defenseman in franchise history by tallying his 134th point (goal) as a Blue Jacket on Mar. 19 vs. Nashville (also the 200th point of his NHL career)
- Has 31-110-141 in 356 games as a Blue Jacket, ranking first in assists and points and second in goals and games played all-time among club defensemen (Rostislav Klesla, 41-92-133 in 515 games)
- Opened season with three-game point streak (1-3-4) from Jan. 19-23
- Games lost to injury: 0... Multi-point (goal) games: 2 (0)... Most Points: 2 (2x) – Feb. 2 vs. Detroit, most recent... Most Goals: 1 (4x) – Apr. 17 at Anaheim, most recent... Most Assists: 2 (2x) – Feb. 2 vs. Detroit, most recent... Most PIM: 2 (14x) – Apr. 17 at Anaheim, most recent... Most Shots: 4 (2x) – Mar. 19 vs. Nashville, most recent... TOI: 29:37 – Mar. 1 at Chicago

CAREER HIGHLIGHTS

- Ranked second on Columbus in time on ice, third in penalty minutes and third (tied) among club defensemen in assists in 2011-12
- Played the 500th game of his NHL career Oct. 22, 2011 at Ottawa
- Led all Columbus defensemen in goals, assists and points and was tops overall in time on ice average in 2010-11
- Finished the season with 7-16-23 his final 55 games after opening the season with 0-4-4 the first 25 in 2010-11
- Led the club in time on ice and ranked second in blocked shots, while ranking second among club defensemen in goals, assists and points in 2009-10
- Registered the 100th assist of his NHL career Mar. 11, 2010 vs. Atlanta
- Played the 400th game of his NHL career Mar. 15, 2010 vs. Edmonton
- Tallied 1-1-2, including the game-winning goal, and was +4 to tie the club record for plus/minus rating Oct. 24, 2009 vs. Anaheim
- Led the club in ice time, as well as club defensemen in goals, assists and points and was one of three players to play in all 82 games (Jan Hejda, R.J. Umberger) in 2008-09
- Registered the 100th point of his NHL career with a goal Mar. 29, 2009 vs. St. Louis
- Tied the franchise record for plus/minus rating (+4) Mar. 7, 2009 at Detroit
- Played the 300th game of his NHL career Jan. 31, 2009 vs. Dallas
- Led the Rangers and ranked 11th in the NHL in hits (218) in 2007-08
- Tied a career-high with seven shots on goal and played the 200th game of his NHL career Dec. 16, 2007 vs. Phoenix
- Ranked 10th among NHL rookie defensemen in points in 2005-06
- Played the 100th game of his NHL career and had an assist Apr. 13, 2005 at Pittsburgh

AMATEUR CAREER

- Played one season (2001-02) with Guelph (OHL)
- Was second among Storm defensemen in goals, assists and points in 2001-02
- Ranked third among OHL defensemen, was sixth among OHL rookies in points and was named OHL Rookie of the Month for November 2001

INTERNATIONAL CAREER

- Represented Russia at the 2010 Olympic Games in Vancouver, British Columbia and 2006 Olympic Games in Turin, Italy, as well as the 2008 World Championships (gold medal), 2003 World Junior Championships (gold medal), 2002 World Junior Championships (gold medal) and 2001 World Under-18 Championships

SINGLE SEASON HIGHS

GP:	82 (2x), 2008-09
G:	9, 2008-09
A:	26, 2009-10
PTS:	34, 2008-09
+/-:	9, 2012-13
PIM:	81, 2008-09
PPG:	5, 2008-09
SHG:	1 (3x), 2008-09
GWG:	2 (2x), 2009-10
Shots:	167, 2008-09
TOI:	24:08, 2011-12

GAME HIGHS

G:	2, 11/28/08 at DET
A:	3 (2x), 12/18/11 at STL
PTS:	3 (3x), 12/18/11 at STL
PIM:	17, 1/3/09 at STL
+/-:	4 (2x), 10/24/09 at ANA
Shots:	8, 10/17/05 vs. FLA
TOI:	31:27, 1/18/11 at TB
Goal Streak:	3, 1/31-2/6/09
Assist Streak:	3 (7x), 12/17-12/22/11
Point Streak:	5, 4/13-4/21/13

NHL FIRSTS

Game:	2/12/04 at PHI
Goal:	3/13/04 at FLA
Assist:	2/16/04 vs. OTT

CBJ FIRSTS

Game:	10/10/08 at DAL
Goal:	11/1/08 vs. CHI
Assist:	10/14/08 at SJ

PERSONAL

- Nickname is "Toots"
- Began playing hockey at the age of 7 and idolized Slava Fetisov growing up
- His parents have had the greatest influence on his hockey career
- Winning gold at the 2008 World Championships is his most memorable hockey moment
- Tiesto is his favorite musical artist
- The Pittsburgh Steelers are his favorite sports team

CAREER TRANSACTIONS

- Signed a six-year contract extension with the Blue Jackets on Aug. 31, 2011
- Acquired by Columbus with Christian Backman from NY Rangers in exchange for Nikolai Zherdev and Dan Fritsche July 2, 2008
- Signed a four-year contract extension with the Rangers on Feb. 17, 2008
- Signed a two-year contract extension with the Rangers on Aug. 2, 2006
- NY Rangers' second pick, 40th overall, in the 2001 Draft



CAREER RECORD

YEAR	TEAM	LEAGUE	REGULAR SEASON							PLAYOFFS				
			GP	TOI	G	A	PTS	+/-	PIM	GP	G	A	PTS	PIM
2000-01	St. Petersburg	Russia	34	n/a	2	4	6	n/a	20
2001-02	Guelph	OHL	53	n/a	19	40	59	17	54	9	2	8	10	8
2002-03	St. Petersburg	Russia	10	n/a	1	1	2	2	16
	Ak Bars Kazan	Russia	10	n/a	0	0	0	2	8	5	0	0	0	4
2003-04	NY Rangers	NHL	25	20:08	2	5	7	-4	14
	Hartford	AHL	43	n/a	5	9	14	7	50	16	0	5	5	18
2004-05	Hartford	AHL	13	n/a	2	1	3	0	10
	St. Petersburg	Russia	35	n/a	5	3	8	-3	24
2005-06	NY Rangers	NHL	77	20:33	6	19	25	1	58	4	0	1	1	0
	Russia	Olympics	8	n/a	0	1	1	n/a	4
2006-07	NY Rangers	NHL	66	20:01	2	12	14	-8	44	10	0	5	5	8
2007-08	NY Rangers	NHL	82	20:26	5	15	20	5	43	10	0	3	3	4
2008-09	Columbus	NHL	82	23:30	9	25	34	1	81	4	0	0	0	0
2009-10	Columbus	NHL	80	23:31	6	26	32	-7	49
	Russia	Olympics	4	14:36	0	2	2	1	2
2010-11	Columbus	NHL	80	22:41	7	20	27	-12	32
2011-12	Columbus	NHL	66	24:08	5	21	26	-21	49
2012-13	Moscow Oblast	KHL	17	n/a	1	2	3	-5	28
	Columbus	NHL	48	24:05	4	18	22	9	28
CBJ Totals			356	23:32	31	110	141	-30	239	4	0	0	0	0
NHL Totals			606	22:13	46	161	207	-36	398	28	0	9	9	12
AHL Totals			56	...	7	10	17	7	60	16	0	5	5	18
Russia/KHL Totals			106	...	9	10	19	...	96	5	0	0	0	4
OHL Totals			53	...	19	40	59	17	54	9	2	8	10	8



R.J. UMBERGER

AHR-JAY UHM-buhr-guhr

18

2012-13 SEASON

- Led all Blue Jackets forwards in blocked shots (45), ranking eighth among all league forwards
- Tallied 2-4-6 in a six-game stretch from Mar. 19-29
- Recorded his 200th point as a Blue Jacket with a goal on Feb. 10 vs. Edmonton
- Dished out a season-high seven hits on Jan. 23 at Phoenix
- Games lost to injury: 0... Multi-point (goal) games: 2 (0)... Most Points: 2 (2x)– Mar. 29 at Calgary, most recent... Most Goals: 1 (8x) – Apr. 15 at Colorado, most recent... Most Assists: 2 – Mar. 22 vs. Calgary... Most PIM: 2 (8x) – Apr. 27 vs. Nashville, most recent... Most Shots: 8 – Mar. 5 vs. Edmonton... TOI: 22:29 – Feb. 7 vs. Calgary

CAREER HIGHLIGHTS

- Ranked second on Columbus in goals, power play goals (5-tied), game-winning goals (3-tied), shots on goal (200), shooting pct. (10.0), time on ice among forwards, multi-goal games (4) and multi-point games (11-tied) in 2011-12
- Recorded the first Gordie Howe hat trick of his NHL career with a goal, assist and fight Feb. 21, 2012 vs. San Jose
- Scored the third hat trick of his NHL career Mar. 23, 2012 vs. Carolina
- Played the 500th game of his NHL career Dec. 2, 2011 at Edmonton
- Had his Blue Jackets franchise record streak of 288-consecutive games played come to an end when he missed five games Jan. 13-21, 2012 due to injury (streak began Oct. 10, 2008)
- Was one of three Columbus players to play in all 82 games (Samuel Pahlsson, Antoine Vermette) in 2010-11
- Led the club in power play goals (8), shorthanded goals (3) and time on ice average among forwards, while ranking second on the club in goals, assists, points, game-winning goals (3-tied), shots (220) and takeaways (44) in 2010-11
- Registered 2-2-4 and matched the club record for plus/minus rating (+4) Feb. 5, 2011 vs. Edmonton
- Collected 3-10-13 during a franchise record 10-game point streak Nov. 10-Dec. 1, 2010
- Set a franchise record with assists in eight-straight games Nov. 10-26, 2010 (eight assists)
- Played the 400th game of his NHL career Oct. 25, 2010 vs. Philadelphia
- Scored a shorthanded goal Oct. 16, 2010 at Minnesota to become the third player in club history to score shorthanded goals in back-to-back games
- His shorthanded goal Oct. 15, 2010 vs. Chicago was the 100th goal of his NHL career
- Was one of two Blue Jackets to play all in 82 games (Antoine Vermette) in 2009-10
- Tallied the 200th point of his NHL career Jan. 30, 2010 at St. Louis
- Recorded the 100th assist of his NHL career Dec. 9, 2009 vs. Florida
- Scored his second career hat trick, including the game-winning goal, while adding an assist Nov. 30, 2009 vs. St. Louis
- Was one of three Blue Jackets to play in all 82 games (Jan Hejda, Fedor Tyutin) in 2008-09
- Scored the first playoff goal in Blue Jackets history in Game 1 of the Western Conference Quarterfinals Apr. 16, 2009 at Detroit (Chris Osgood)
- Scored the first home playoff goal in club history in Game 3 of the Western Conference Quarterfinals Apr. 21, 2009 vs. Detroit (Chris Osgood)
- Scored two goals 1:29 apart in the second period Feb. 16, 2009 vs. Dallas, the fastest two goals scored by a player in Blue Jackets history
- Played his third season with the Flyers in 2007-08 and helped the club advance to the Eastern Conference Final
- Led club in playoff goals (fourth in NHL) and plus/minus rating (+7), while ranking second in points in 2007-08
- Collected the 100th point of his NHL career and played the 200th game of his NHL career Jan. 24, 2008 vs. Pittsburgh
- Set single-game career highs in goals, assists (tied) and points and scored his first hat trick with 3-2-5 Dec. 11, 2007 vs. Pittsburgh
- Played the 100th game of his NHL career Dec. 2006 vs. New Jersey
- Ranked first among AHL rookies in assists and was third in points and plus/minus rating in 2004-05
- Named the Phantoms Rookie of the Year in 2004-05 after leading the club in assists and points
- Set Phantoms rookie records for goals and points in a season in 2004-05

POSITION

LEFT WING

SHOOTS

LEFT

HEIGHT

6-2

WEIGHT

214

DOB

05/03/82

BIRTHPLACE

PITTSBURGH, PENNSYLVANIA

VS. THE NHL

TEAM	GP	G	A	PTS	PIM
ANA	21	1	7	8	8
BOS	17	3	6	9	0
BUF	18	6	5	11	26
CGY	20	5	4	9	10
CAR	14	5	4	9	2
CHI	30	6	16	22	2
COL	21	6	5	11	10
CBJ	2	0	0	0	0
DAL	21	5	7	12	4
DET	30	12	9	21	16
EDM	19	5	9	14	4
FLA	16	4	5	9	6
LA	21	2	5	7	6
MIN	21	4	1	5	6
MTL	18	5	3	8	2
NSH	30	8	11	19	9
NJ	26	1	2	3	0
NYI	27	13	9	22	14
NYR	25	3	7	10	12
OTT	16	5	6	11	9
PHI	4	2	1	3	0
PHX	20	4	5	9	17
PIT	29	8	13	21	21
SJ	20	3	8	11	11
STL	29	8	13	21	21
TB	17	4	6	10	0
TOR	14	4	4	8	2
VAN	21	6	3	9	11
WSH	18	6	7	13	6
WPG	16	4	4	8	6
TOTALS	599	151	181	332	252

SINGLE SEASON HIGHS

GP: 82 (3x), 2010-11
 G: 26, 2008-09
 A: 37, 2007-08
 PTS: 57, 2010-11
 +/-: 9, 2005-06
 PIM: 53, 2008-09
 PPG: 9, 2008-09
 SHG: 3, 2010-11
 GWG: 4, 2009-10
 Shots: 234, 2008-09
 TOI: 19:12, 2010-11

GAME HIGHS

G: 3 (3x), 3/23/12 vs. CAR
 A: 2 (22x), 3/22/13 vs. CGY
 PTS: 5, 12/11/07 vs. PIT
 PIM: 17, 2/20/07 at BUF
 +/-: 4 (3x), 2/5/11 vs. EDM
 Shots: 8 (5x), 3/5/13 vs. EDM
 TOI: 24:34, 4/4/09 at NSH
 Goal Streak: 4 (2x), 12/30/10-1/4/11
 Assist Streak: 8, 11/10-11/26/10
 Point Streak: 10, 11/10-12/1/10

NHL FIRSTS

Game: 10/30/05 at OTT
 Goal: 11/22/05 vs. TB
 Assist: 11/8/05 vs. BOS

CBJ FIRSTS

Game: 10/10/08 at DAL
 Goal: 10/10/08 at DAL
 Assist: 11/1/08 vs. CHI

AMATEUR CAREER

- Played three seasons (2000-03) at Ohio State University (CCHA) and two (1998-00) with the United States National Development Team
- Named to the NCAA West Second All-American Team and CCHA First All-Star Team in 2002-03
- Was a finalist for the Hobey Baker Award and named to the Academic All-Big Ten Team in 2002-03
- Led the Buckeyes in goals, assists, points, power play goals (9), game-winning goals (8) and shots (217) and ranked second in the nation in game-winning goals in 2002-03
- Was named to the Academic All-Big Ten Team and led the Buckeyes in goals, assists, points, power play goals (5) and shots (169) in 2001-02
- Named CCHA Rookie of the Year and to the CCHA All-Rookie Team after leading the Buckeyes in assists, points and shots (122) in 2000-01

INTERNATIONAL CAREER

- Represented the United States at the 2001 and 2002 World Junior Championships

PERSONAL

- Nickname is "Umby"
- Began playing hockey at the age of 6 and idolized Mario Lemieux growing up
- His father, Richard Sr., had the greatest influence on his hockey career
- Helping the Flyers reach the 2008 Eastern Conference Final is his most memorable hockey moment
- His favorite TV shows are *Sons of Anarchy*, *Homeland* and *The Walking Dead*

CAREER TRANSACTIONS

- Signed a five-year contract extension with the Blue Jackets on Sept. 21, 2011
- Signed a four-year contract extension with the Blue Jackets on July 7, 2008
- Acquired by Columbus with a fourth round pick in 2008 Entry Draft from Philadelphia in exchange for a first round pick and third round pick in the 2008 Entry Draft on June 20, 2008
- Signed a two-year contract extension with the Flyers on July 6, 2006
- Signed as a free agent by Philadelphia June 16, 2004
- Acquired by NY Rangers with Martin Grenier from Vancouver in exchange for Martin Rucinsky Mar. 9, 2004
- Vancouver's first pick, 16th overall, in the 2001 NHL Entry Draft



CAREER RECORD

YEAR	TEAM	LEAGUE	REGULAR SEASON							PLAYOFFS				
			GP	TOI	G	A	PTS	+/-	PIM	GP	G	A	PTS	PIM
1997-98	Plum Mustangs	High-PA	26	n/a	60	56	116	n/a	n/a
1998-99	USNTDP	USHL	5	n/a	2	2	4	n/a	0
	USNTDP	NAHL	50	n/a	21	21	42	n/a	32
1999-00	USNTDP	U-18	6	n/a	1	0	1	n/a	2
	USNTDP	USHL	57	n/a	33	35	68	n/a	20
2000-01	Ohio State	CCHA	32	n/a	14	23	37	n/a	18
2001-02	Ohio State	CCHA	37	n/a	18	21	39	n/a	31
2002-03	Ohio State	CCHA	43	n/a	26	27	53	n/a	16
2003-04	Did Not Play													
2004-05	Philadelphia	AHL	80	n/a	21	44	65	19	36
2005-06	Philadelphia	NHL	73	13:13	20	18	38	9	18	5	1	0	1	2
	Philadelphia	AHL	8	n/a	3	7	10	4	8
2006-07	Philadelphia	NHL	81	14:32	16	12	28	-32	41
2007-08	Philadelphia	NHL	74	17:52	13	37	50	0	19	17	10	5	15	10
2008-09	Columbus	NHL	82	18:46	26	20	46	-10	53	4	3	0	3	0
2009-10	Columbus	NHL	82	19:10	23	32	55	-16	40
2010-11	Columbus	NHL	82	19:12	25	32	57	3	38
2011-12	Columbus	NHL	77	18:11	20	20	40	-10	27
2012-13	Columbus	NHL	48	18:29	8	10	18	3	16
CBJ Totals			371	18:48	102	114	216	-30	174	4	3	0	3	0
NHL Totals			599	17:26	151	181	332	-53	252	26	14	5	19	12
AHL Totals			88	...	24	51	75	23	44
NCAA Totals			112	...	58	71	129	...	65



JAMES WISNIEWSKI

JAYMZ wihz-N00-skee

21

POSITION

DEFENSE

SHOOTS

RIGHT

HEIGHT

5-11

WEIGHT

203

DOB

02/21/84

BIRTHPLACE

CANTON, MICHIGAN

VS. THE NHL

TEAM	GP	G	A	PTS	PIM
ANA	15	0	6	6	33
BOS	11	2	10	12	2
BUF	9	1	5	6	4
CGY	20	1	6	7	4
CAR	4	0	2	2	2
CHI	11	1	3	4	16
COL	19	0	10	10	21
CBJ	18	3	1	4	18
DAL	19	4	9	13	8
DET	25	3	5	8	38
EDM	20	0	11	11	16
FLA	8	2	8	10	4
LA	17	0	5	5	16
MIN	21	2	8	10	18
MTL	5	2	3	5	2
NSH	30	4	7	11	25
NJ	5	0	2	2	6
NYI	2	1	2	3	0
NYR	9	1	7	8	0
OTT	6	0	4	4	0
PHI	7	0	2	2	9
PHX	22	1	7	8	23
PIT	7	0	1	1	10
SJ	22	3	4	7	19
STL	28	3	9	12	17
TB	10	1	2	3	6
TOR	8	1	1	2	14
VAN	16	1	6	7	17
WSH	5	0	2	2	4
WPG	8	1	3	4	2
TOTALS	407	38	151	189	354

2012-13 SEASON

- Led all Blue Jackets defensemen and finished seventh among NHL blueliners in power play goals (4)
- Finished third on Columbus in time on ice (22:49 per game) and second in power play time on ice (3:16/game)
- Skated in his 400th career NHL game on Apr. 12 vs. St. Louis
- Blocked a season-high five shots on Apr. 9 vs. San Jose
- Games lost to injury: 18... Multi-point (goal) games: 0 (0)... Most Points: 1 (14x) – Apr. 17 at Anaheim, most recent ... Most Goals: 1 (5x) – Apr. 9 vs. San Jose, most recent... Most Assists: 1 (9x) – Apr. 17 at Anaheim, most recent... Most PIM: 5 – Apr. 15 at Colorado... Most Shots: 6 – Apr. 9 vs. San Jose... TOI: 28:40 – Jan. 21 vs. Detroit

CAREER HIGHLIGHTS

- Led Blue Jackets in ice time, ranked second in overtime goals (1-tied) and fourth in blocked shots (74); was third among club defensemen in goals, assists (tied) and points in 2011-12
- Split the 2010-11 between NY Islanders and Montreal, ranking fifth among NHL defensemen in points and seventh in assists
- Recorded the first multi-goal game of his NHL career, including OT game-winner, Dec. 31, 2010 at Florida with Montreal
- Opened the season with 2-9-11 during a career-best seven-game point streak Oct. 9-27, 2010 with the NY Islanders
- Played the 200th game of his NHL career with Calgary Nov. 19, 2009 vs. Tampa Bay
- Ranked second among Anaheim defensemen in points despite missing the first 28 games of the 2008-09 season (knee injury)
- Tallied first career playoff point with an assist (Bobby Ryan goal) in Game 2 of the Western Conf. Quarterfinal Apr. 19, 2009 at San Jose
- Scored the first career playoff goal in Game 3 of the Western Conf. Quarterfinal Apr. 21, 2009 vs. San Jose (Jonas Hiller)
- Made his Stanley Cup Playoffs debut in Game 1 of the Western Conf. Quarterfinal Apr. 16, 2009 vs. San Jose
- Scored the first shorthanded goal of his NHL career Oct. 7, 2007 vs. Detroit (Dominik Hasek)
- Played the 100th game of his NHL career with Chicago Dec. 22, 2007 at Ottawa
- Played two seasons (2004-06) with Norfolk (AHL) and led club defensemen in points in 2005-06

AMATEUR CAREER

- Played four seasons (2000-04) with Plymouth (OHL)
- Named to the OHL All-Scholastic Team in 2002-03 and 2003-04 and served as Plymouth's team captain in 2003-04
- Won CHL's Most Outstanding Defenseman Award and named to the CHL First All-Star Team in 2003-04
- Named to the OHL All-Rookie Team and Plymouth's Rookie of the Year in 2000-01

INTERNATIONAL CAREER

- Represented the United States at the 2008 World Championships, 2004 World Junior Championships (gold medal), 2003 World Junior Championships and 2002 World Under-18 Championships (gold medal)

PERSONAL

- Nickname is "Wiz"
- Began playing hockey at the age of 5 and idolized Chris Chelios growing up
- His parents had the greatest influence on his hockey career
- Helping the United States win its first gold medal in the World Junior Championships in 2004 is the most memorable moment of his hockey career
- Is an avid golfer

CAREER TRANSACTIONS

- Signed a six-year contract with Columbus on July 1, 2011
- Rights acquired by Columbus from Montreal in exchange for a fifth round pick (pick traded to Calgary, which selected Ryan Culkin) in the 2012 Draft on June 29, 2011
- Acquired by Montreal from NY Islanders in exchange for a second round pick in the 2011 Draft (Johan Sundstrom) and a conditional fifth round pick in the 2012 Draft on Dec. 28, 2010
- Acquired by NY Islanders from Anaheim in exchange for a third round pick in the 2011 Draft (Joseph Camarossa) on July 30, 2010
- Acquired by Anaheim with Petri Kontiola from Chicago in exchange for Samuel Pahlsson and Logan Stephenson on Mar. 4, 2009
- Chicago's fifth pick, 156th overall, in the 2002 Draft

SINGLE SEASON HIGHS

GP:	75, 2010-11
G:	10, 2010-11
A:	41, 2010-11
PTS:	51, 2010-11
+/-:	12, 2007-08
PIM:	103, 2007-08
PPG:	7, 2010-11
SHG:	1, 2007-08
GWG:	2 (2x), 2011-12
Shots:	158, 2010-11
TOI:	24:47, 2011-12

GAME HIGHS

G:	2, 12/31/10 at FLA
A:	3 (3x), 10/30/09 vs. VAN
PTS:	3 (7x), 4/7/12 vs. NYI
PIM:	15, 3/5/08 at ANA
+/-:	4, 3/23/08 vs. STL
Shots:	7, 11/17/10 vs. TB
TOI:	30:30, 1/22/11 vs. ANA
Goal Streak:	2, 3/18-3/20/11
Assist Streak:	7, 10/9-10/27/10
Point Streak:	7, 10/9-10/27/10

NHL FIRSTS

Game:	2/2/06 at STL
Goal:	3/23/06 at PHX
Assist:	2/8/06 at SJ

CBJ FIRSTS

Game:	10/25/11 vs. DET
Goal:	11/19/11 at PHX
Assist:	10/27/11 at BUF

PLAYOFFS

83



JONATHAN AUDY-MARCHESSAULT

JAWN-ah-thuhn OH-dee-mahr-SHUH-soh

36

POSITION

LEFT WING

SHOOTS

RIGHT

HEIGHT

5-8

WEIGHT

184

DOB

12/27/90

BIRTHPLACE

CAP-ROUGE, QUEBEC

2012-13 SEASON

- Named a First Team AHL All-Star after finishing tied for fifth in the AHL scoring race with 67 points (21-46-67), tops on Falcons
- Made NHL debut on Jan. 31 vs. St. Louis (12:50 TOI)
- Named AHL Player of the Month for January after recording 8-9-17 in 12 appearances
- Scored a goal at the 2013 AHL All-Star Classic as a member of Team East; voted to the starting lineup by fans
- Registered first career AHL hat trick on Jan. 15 at Manchester

2011-12 SEASON

- Played his first professional season with Connecticut (AHL)
- Ranked second among AHL rookies in assists, third in points and fourth in goals
- Led the Whale in assists and power play goals (11, ranked 13th-tied in AHL) and was second in goals and points
- Was selected to play in the 2012 AHL All-Star Game and had 1-2-3 for the Eastern Conference
- Had 17 multi-point games, which included five three-point games

AMATEUR CAREER

- Played four seasons (2007-11) with Quebec (QMJHL)
- Set career highs in goals, assists and points in 2010-11 and led the club in all three categories
- Led the QMJHL in game-winning goals (11), ranked fifth (tied) in goals and was sixth (tied) in points, en route to being named QMJHL First-Team All-Star in 2010-11
- Was tops in the QMJHL in playoff points and assists in 2010-11, while leading the club to reach the President Cup semifinals
- Ranked third on the Remparts in goals and points in 2009-10
- Won Midget Espoir scoring championship (46-54-100 in 44 games), named league MVP with Quebec Typhon in 2006-07
- Won Dodge Cup as Quebec bantam 'AA' champs with Rive-Nord Gouverneurs in 2004

CAREER TRANSACTIONS

- Signed a three-year entry-level contract with Columbus on July 1, 2012
- Signed a one-year AHL contract with Connecticut on Sept. 24, 2011

CAREER RECORD

YEAR	TEAM	LEAGUE
2007-08	Quebec	QMJHL
2008-09	Quebec	QMJHL
2009-10	Quebec	QMJHL
2010-11	Quebec	QMJHL
2011-12	Connecticut	AHL
2012-13	Springfield Columbus	AHL NHL
NHL Totals		
AHL Totals		
QMJHL Totals		

REGULAR SEASON

GP	TOI	G	A	PTS	+/-	PIM
56	n/a	10	10	20	5	18
62	n/a	18	35	53	31	75
68	n/a	30	41	71	24	54
68	n/a	40	55	95	33	41
76	n/a	24	40	64	1	50
74	n/a	21	46	67	20	65
2	10:57	0	0	0	-1	0
2	10:57	0	0	0	-1	0
150	...	45	86	131	21	115
254	...	98	141	239	93	188


PLAYOFFS

GP	G	A	PTS	PIM
11	1	0	1	6
14	2	4	6	10
9	3	11	14	14
18	11	22	33	12
9	4	0	4	26
8	0	3	3	8
...
...
17	4	3	7	34
52	17	37	54	42

32

CODY BASS

KOH-dee BAS

**POSITION**

CENTER

SHOOTS

RIGHT

HEIGHT

6-0

WEIGHT

210

DOB

01/07/87

BIRTHPLACE

OWEN SOUND, ONTARIO

2012-13 SEASON

- Became the third player in AHL history to score overtime goals in back-to-back games on Apr. 27 & 28 vs. Manchester
- Recorded 2-2-4 during a four-game stretch from Feb. 22-Mar. 2
- Skated in 200th career AHL game on Oct 27 vs. Bridgeport
- Named an alternate captain for Springfield on Oct. 12

2011-12 SEASON

- Split the season between Columbus and Springfield (AHL), missing significant time due to injury
- Ranked second on the Falcons in shorthanded goals (1-tied)
- With Columbus, had a season high 12 penalty minutes Oct. 27, 2011 at Buffalo

CAREER HIGHLIGHTS

- Spent five seasons (2007-11) with the Ottawa Senators and its AHL affiliate Binghamton
- Recognized with the Yanick Dupré Memorial Award as the IOA/American Specialty AHL Man of the Year and helped Binghamton win the Calder Cup in 2010-11
- Scored the first playoff goal of his NHL career in Game 2 of the Eastern Conference Quarterfinals Apr. 11, 2008 at Pittsburgh (Marc-Andre Fleury)

AMATEUR CAREER

- Played four seasons (2003-07) with Mississauga and Saginaw (OHL)
- Was selected to play in the 2004-05 CHL/NHL Top Prospects Game
- Helped Mississauga reach the OHL Final in 2003-04
- Represented Canada at the World Under-18 Championships (silver medal)

CAREER TRANSACTIONS

- Re-signed by Columbus to a one-year, two-way (NHL-AHL) contract on July 5, 2013
- Re-signed by Columbus to a one-year, two-way (NHL-AHL) contract on Apr. 9, 2012
- Signed by Columbus as a free agent on July 13, 2011
- Re-signed by Ottawa to a one-year, two-way (NHL-AHL) contract on July 22, 2010
- Ottawa's third pick, 95th overall, in the 2005 Draft; signed enter-level contract with the Senators on Mar. 28, 2006

CAREER RECORD

YEAR	TEAM	LEAGUE	GP	TOI	G	A	PTS	+/-	PIM	GP	G	A	PTS	PIM
2003-04	Mississauga	OHL	61	n/a	3	7	10	-9	30	24	2	3	5	21
2004-05	Mississauga	OHL	66	n/a	11	17	28	5	103	5	1	1	2	8
2005-06	Mississauga	OHL	67	n/a	16	25	41	-11	152
	Binghamton	AHL	9	n/a	1	0	1	-1	2
2006-07	Mississauga	OHL	23	n/a	5	11	16	4	37
	Saginaw	OHL	30	n/a	5	24	29	10	49	6	1	2	3	10
	Binghamton	AHL	5	n/a	0	2	2	-1	9
2007-08	Ottawa	NHL	21	5:18	2	2	4	-1	19	4	1	0	1	6
	Binghamton	AHL	24	n/a	3	5	8	7	44
2008-09	Ottawa	NHL	12	5:40	0	0	0	-2	15
	Binghamton	AHL	18	n/a	1	1	2	-5	41
2009-10	Binghamton	AHL	57	n/a	5	6	11	-18	109
2010-11	Ottawa	NHL	1	7:09	0	0	0	0	0
	Binghamton	AHL	58	n/a	6	9	15	-4	111	18	2	2	4	24
2011-12	Columbus	NHL	14	9:05	0	1	1	0	32
	Springfield	AHL	23	n/a	5	6	11	-3	43
2012-13	Springfield	AHL	18	n/a	2	5	7	4	54	8	2	2	4	26
CBJ Totals			14	9:05	0	1	1	0	32
NHL Totals			48	6:32	2	3	5	-3	66	4	1	0	1	6
AHL Totals			212	...	23	34	57	-21	413	26	4	4	8	50
WHL Totals			247	...	40	84	124	-1	371	35	4	6	10	39



SEAN COLLINS

SHAWN KAW-lihnz

43

POSITION

CENTER

SHOOTS

LEFT

HEIGHT

6-1

WEIGHT

198

DOB

12/29/88

BIRTHPLACE

SASKATOON, SASKATCHEWAN

2012-13 SEASON

- Made his NHL debut on Feb. 18 at Anaheim (15:31 TOI)
- Recipient of Falcons' Stevens Jewelers 'Diamond in the Rough Award' as the Springfield player who played above and beyond expectations and sacrificed himself on the ice in an effort to help the team win
- Recorded career-high three points (1-2-3) on Mar. 1 vs. Adirondack

2011-12 SEASON

- Made his professional debut with Springfield at the end of the season, scoring his first career AHL goal on Apr. 8, 2012 at St. John's
- Ranked second on Cornell in goals and points and led the team with 394 face-off victories
- Served as an alternate captain with the Big Red and won the Sam Woodside Award for overall career improvement by a Cornell senior

AMATEUR CAREER

- Led Cornell with two shorthanded goals in 2010-11
- Won the Wendell and Francelia Earle Award for Outstanding Academic Achievement for the second consecutive year and helped the Big Red win the ECAC Tournament in 2009-10
- Earned Second Team MJHL All-Star honors and won the Lorne Lyndon Trophy for outstanding sportsmanship in 2007-08; led Waywayseecappo in scoring with 51-64-115
- Named MVP of the 2008 MJHL All-Star Game after tallying 4-1-5 and leading Team Sher-Wood to a 15-9 win
- Earned MJHL All-Rookie honors in 2006-07 after finishing third on the Wolverines with 56 points (21-35-56)

CAREER TRANSACTIONS

- Signed a three-year entry level contract with the Blue Jackets on Mar. 29, 2012
- Columbus' ninth pick, 187th overall, in the 2008 Draft

CAREER RECORD

YEAR	TEAM	LEAGUE	GP	TOI	G	A	PTS	+/-	PIM	GP	G	A	PTS	PIM
2006-07	Waywayseecappo	MJHL	59	n/a	21	35	56	n/a	52
2007-08	Waywayseecappo	MJHL	60	n/a	51	64	115	n/a	34
2008-09	Cornell	ECAC	33	n/a	3	3	6	-3	16
2009-10	Cornell	ECAC	34	n/a	7	3	10	3	12
2010-11	Cornell	ECAC	34	n/a	7	8	15	-9	20
2011-12	Cornell	ECAC	35	n/a	13	13	26	3	14
	Springfield	AHL	8	n/a	1	4	5	3	0
2012-13	Springfield	AHL	64	n/a	11	20	31	15	24	8	0	0	0	4
	Columbus	NHL	5	12:30	0	0	0	-2	6
NHL Totals			5	12:30	0	0	0	-2	6
AHL Totals			72	...	12	24	36	18	24	8	0	0	0	4
NCAA Totals			136	...	30	27	57	-9	62
MJHL Totals			119	...	72	99	171	...	86

REGULAR SEASON

PLAYOFFS



RYAN CRAIG

RYE-uhn KREHG

POSITION

LEFT WING

SHOOTS

LEFT

HEIGHT

6-2

WEIGHT

213

DOB

01/06/82

BIRTHPLACE

ABBOTSFORD, BRITISH COLUMBIA

2012-13 SEASON

- Serving as team captain, won Springfield's Ronald Brault Player's Player Award as the Falcon who earned the ultimate respect of his teammates during the season
- Finished third on Springfield in scoring with 20-27-47
- Recorded a nine-game point streak from Jan. 26-Feb. 22, tallying 4-7-11 in that span
- Scored 100th career AHL goal on Nov. 30 at Manchester

CAREER HIGHLIGHTS

- Served as Wilkes-Barre/Scranton captain from 2010-12
- Won AHL Penguins' IOA/American Specialty Man of the Year in 2010-2011
- Served as Norfolk captain in second half of 2009-2010; led team in goals (23) and points (45)
- Tallied career highs of 15 goals, 13 assists and 28 points in 48 games with the Tampa Bay Lightning in 2005-06
- Scored goal in his NHL debut with Tampa Bay on Dec. 17, 2005 vs. Detroit (opposing goalie: Chris Osgood)
- Led all Springfield skaters with 41 points and 27 goals in 2004-2005
- Split first season of pro hockey between Hershey (AHL) and Pensacola (ECHL) in 2003-04

AMATEUR CAREER

- Member of the Western Hockey League's Brandon Wheat Kings from 1997-2003; served as team captain during final two seasons with the club
- Named the Canadian Hockey League's Humanitarian of the Year in 2002-03 and scored 42 goals that season - tops on the Wheat Kings and the sixth-best mark in the WHL.

CAREER TRANSACTIONS

- Signed a two-year, two-way (NHL/AHL) contract with Columbus on July 5, 2013
- Signed a one-year contract with Springfield on July 19, 2012
- Signed a one-year, two-way (NHL/AHL) contract with Pittsburgh on June 13, 2011
- Signed a one-year contract with Pittsburgh on July 2, 2010
- Signed a two-year contract extension with Tampa Bay on July 2, 2008
- Signed a one-year contract extension with Tampa Bay on Aug. 6, 2007
- Signed a one-year contract extension with Tampa Bay on July 15, 2006
- Signed a three-year, entry-level contract with the Lightning on July 10, 2003
- Tampa Bay's tenth pick, 255th overall, at the 2002 NHL Draft

CAREER RECORD

YEAR	TEAM	LEAGUE	GP	TOI	G	A	PTS	+/-	PIM	GP	G	A	PTS	PIM
1997-98	Brandon	WHL	1	n/a	0	0	0	0	1	--	--	--	--	--
1998-99	Brandon	WHL	54	n/a	11	12	23	46	-3	5	0	0	0	4
1999-00	Brandon	WHL	65	n/a	17	19	36	40	-9	--	--	--	--	--
2000-01	Brandon	WHL	70	n/a	38	33	71	49	7	6	3	0	3	7
2001-02	Brandon	WHL	52	n/a	29	35	64	52	19	19	11	10	21	13
2002-03	Brandon	WHL	60	n/a	42	32	74	69	22	17	5	8	13	29
2003-04	Pensacola	ECHL	5	n/a	3	5	8	0	4	2	0	1	1	0
	Hershey	AHL	61	n/a	4	8	12	24	1	--	--	--	--	--
2004-05	Springfield	AHL	80	n/a	27	14	41	50	-21	--	--	--	--	--
2005-06	Springfield	AHL	28	n/a	12	10	22	14	-3	--	--	--	--	--
	Tampa Bay	NHL	48	15:21	15	13	28	6	-4	5	0	0	0	10
2006-07	Tampa Bay	NHL	72	15:20	14	13	27	55	-11	6	0	0	0	12
2007-08	Tampa Bay	NHL	7	13:04	1	1	2	0	-1	--	--	--	--	--
	Norfolk	AHL	2	n/a	1	2	3	2	-1	--	--	--	--	--
2008-09	Tampa Bay	NHL	54	10:16	2	4	6	60	-7	--	--	--	--	--
2009-10	Norfolk	AHL	73	n/a	23	22	45	64	6	--	--	--	--	--
	Tampa Bay	NHL	3	9:47	0	0	0	5	0	--	--	--	--	--
2010-11	W-B/Scranton	AHL	71	n/a	19	29	48	84	6	12	3	4	7	12
	Pittsburgh	NHL	6	9:49	0	0	0	22	-3	--	--	--	--	--
2011-12	W-B/Scranton	AHL	68	n/a	11	19	30	70	-8	12	1	3	4	2
2012-13	Springfield	AHL	75	n/a	20	27	47	71	0	8	2	2	4	7
NHL Totals			190	13:33	32	31	63	148	-26	11	0	0	0	22
AHL Totals			458	...	117	131	248	379	-20	32	6	9	15	21
WHL Totals			302	...	137	131	268	256	37	47	19	18	37	53



CODY GOLOUBEF

KOH-dee GOH-luh-behf

48

POSITION

DEFENSE

SHOOTS

RIGHT

HEIGHT

6-1

WEIGHT

195

DOB

11/30/89

BIRTHPLACE

MISSISSAUGA, ONTARIO

2012-13 SEASON

- Scored his first career NHL goal on Feb. 11 vs. San Jose (Thomas Greiss)
- Recorded 5-3-8 in an 11-game stretch with Springfield from Jan. 11-Feb. 22
- Named First Star of the Game after tallying 1-1-2 and 3 SOG in a Feb. 2 win at Connecticut
- Registered career-best rating of +9 in 38 appearances with Falcons

2011-12 SEASON

- Spent his second professional season with the Columbus organization and made his NHL debut Mar. 31, 2011 at St. Louis
- Played the majority of the season with Springfield (AHL)
- Ranked third among Falcons defensemen in assists and fourth in points

CAREER HIGHLIGHTS

- Played his first professional season with Springfield (AHL) in 2010-11 and finished third among club defensemen in goals
- Made his professional debut Oct. 10, 2010 vs. Charlotte and recorded the first point of his professional career with an assist (Tom Sestito goal) Oct. 16, 2010 at Portland

AMATEUR CAREER

- Played three seasons (2007-10) at Wisconsin (WCHA)
- Helped the Badgers reach the NCAA Frozen Four championship game during his junior season in 2009-10
- Was the youngest player in the WCHA and the second youngest in Division I hockey in 2007-08 and ranked second on the club in game-winning goals

INTERNATIONAL

- Won a gold medal with Team Canada at the 2009 World Junior Championships
- Member of Team Ontario (5th place) at 2006 World U17 Hockey Challenge

CAREER TRANSACTIONS

- Signed a one-year, two-way (NHL/AHL) contract with Columbus on July 25, 2013
- Signed a three-year entry level contract with the Blue Jackets on Apr. 29, 2010
- Columbus' second pick, 37th overall, in the 2008 Draft

CAREER RECORD


YEAR	TEAM
2007-08	Wisconsin
2008-09	Wisconsin
2009-10	Wisconsin
2010-11	Springfield
2011-12	Columbus
	Springfield
2012-13	Columbus
	Springfield
CBJ/NHL Totals	
AHL Totals	
NCAA Totals	

REGULAR SEASON

LEAGUE	GP	TOI	G	A	PTS	+/-	PIM
WCHA	40	n/a	4	6	10	-1	36
WCHA	36	n/a	5	8	13	6	38
WCHA	42	n/a	3	11	14	13	64
AHL	50	n/a	5	12	17	-12	42
NHL	1	6:00	0	0	0	1	0
AHL	48	n/a	1	11	12	-14	43
NHL	11	14:49	1	0	1	-3	0
AHL	38	n/a	5	8	13	-9	49
	12	14:50	1	0	1	-2	0
	136	...	11	31	42	-17	134
	118	...	12	25	37	18	138

PLAYOFFS

GP	G	A	PTS	PIM
...
...
...
...
...
...
...
7	0	2	2	10
...
7	0	2	2	10
...



BOONE JENNER

BOON JEH-nuhr

38

2012-13 SEASON

- Finished third in the Ontario Hockey League in goals (45), fourth (tied) in game-winning goals (8) and 10th in points (82)
- Named a Third-Team OHL All-Star
- Led all Springfield forwards in playoff scoring after ending the regular season on a four-game point streak

2011-12 SEASON

- Scored first career professional goal in Springfield's regular season finale, Apr. 14 vs. St. John's
- Led the Generals in playoff goals, assists and points

CAREER HIGHLIGHTS

- Ranked third on the Generals in assists and points in 2010-11
- Named to the OHL All-Rookie team in 2009-10 after leading all Oshawa freshmen in goals, assists and points
- Finished T-2nd in scoring at 2009 OHL Cup Tournament with the runner-up Elgin-Middlesex Chiefs, tallying 6-5-11 in seven appearances

INTERNATIONAL

- Represented Canada at the IIHF World Junior Championships for the second straight year in 2013
- Recorded 0-2-2 and 29 penalty minutes in five games at the IIHF World Junior Championships in 2012, helping Team Canada win a bronze medal
- Competed at 2011 U18 Junior World Cup as a member of Team Canada
- Won silver medal with Team Ontario at the 2010 World U-17 Hockey Challenge

CAREER TRANSACTIONS

- Signed a three-year entry level contract with the Blue Jackets on Mar. 28, 2012
- Columbus' first pick, 37th overall, in the 2011 NHL Draft

POSITION

CENTER

SHOOTS

LEFT

HEIGHT

6-2

WEIGHT

208

DOB

06/15/93

BIRTHPLACE

DORCHESTER, ONTARIO

CAREER RECORD

YEAR	TEAM
2009-10	Oshawa
2010-11	Oshawa
2011-12	Oshawa
	Springfield
2012-13	Oshawa
	Springfield
AHL Totals	
OHL Totals	

REGULAR SEASON

LEAGUE	GP	TOI	G	A	PTS	+/-	PIM
OHL	65	n/a	19	30	49	-22	91
OHL	63	n/a	25	41	66	10	57
OHL	43	n/a	22	27	49	12	59
AHL	5	n/a	1	0	1	-1	2
OHL	56	n/a	45	37	82	23	58
AHL	5	n/a	3	1	4	1	0
	10	...	4	1	5	0	2
	227	...	111	135	246	22	265

PLAYOFFS

GP	G	A	PTS	PIM
...
10	7	5	12	14
6	4	7	11	10
...
9	2	6	8	8
8	2	3	5	8
8	2	3	5	8
25	13	18	21	32



SPENCER MACHACEK

SPEHN-sehr mah-HAH-chehk

45

2012-13 SEASON

- Split fifth pro season between St. John's and Springfield of the American Hockey League
- Scored first goal as a Falcon on Apr. 5 at Connecticut
- Skated in 300th career AHL game on Nov. 21 vs. Hamilton

2011-12 SEASON

- Scored first career NHL goal on March 23 at Washington (Michael Neuvirth)
- Recorded four-game point streak with Winnipeg from March 18-24 (1-5-6)
- Tallied 200th career AHL point (goal) on Apr. 15 at Manchester

CAREER HIGHLIGHTS

- Recorded 1-1-2 at 2011 AHL All-Star Classic as a member of Team West
- Recipient of the 2010-11 Dan Snyder Man of the Year Award as a member of the Chicago Wolves
- Won Memorial Cup championship on home ice with Vancouver Giants in May of 2007

CAREER TRANSACTIONS

- Signed a one-year, two-way (NHL/AHL) contract with Columbus on July 18, 2013
- Acquired by the Blue Jackets from Winnipeg in exchange for forward Tomas Kubalik on March 10, 2013
- Re-signed by Winnipeg to a one-year contract extension on Sept. 11, 2012
- Re-signed by Winnipeg to a one-year contract extension on July 18, 2011
- Signed a three-year, entry-level contract with Atlanta on March 27, 2008
- Atlanta's first pick, 67th overall, at 2007 NHL Draft

POSITION

RIGHT WING

SHOOTS

RIGHT

HEIGHT

6-1

WEIGHT

195

DOB

10/14/88

BIRTHPLACE

LETHBRIDGE, ALBERTA

CAREER RECORD

YEAR	TEAM	LEAGUE	GP	TOI	G	A	PTS	+/-	PIM	GP	G	A	PTS	PIM
2005-06	Vancouver	WHL	70	n/a	23	22	45	53	14	18	6	8	14	8
2006-07	Vancouver	WHL	63	n/a	21	24	45	32	26	22	9	11	20	14
2007-08	Vancouver	WHL	70	n/a	33	45	78	69	16	10	5	2	7	6
2008-09	Chicago	AHL	77	n/a	23	25	48	23	10	--	--	--	--	--
	Atlanta	NHL	2	8:12	0	0	0	0	0	--	--	--	--	--
2009-10	Chicago	AHL	79	n/a	20	29	49	68	17	13	7	4	11	8
2010-11	Chicago	AHL	67	n/a	21	32	53	45	18	--	--	--	--	--
	Atlanta	NHL	10	7:41	0	0	0	0	-2	--	--	--	--	--
2011-12	St. John's	AHL	61	n/a	18	32	50	48	11	11	0	7	7	12
	Winnipeg	NHL	13	7:30	2	7	9	7	8	--	--	--	--	--
2012-13	St. John's	AHL	57	n/a	11	14	25	45	-23	--	--	--	--	--
	Springfield	AHL	18	n/a	5	9	14	13	1	6	0	1	1	0
NHL Totals			25	7:38	2	7	9	7	6
AHL Totals			359	...	98	141	239	242	34	30	7	12	19	20
WHL Totals			203	...	77		91	168	154	56	50	20	21	41


REGULAR SEASON

PLAYOFFS

30

MIKE MCKENNA

MIGHK muh-KEHN-uh



POSITION

GOALTENDER

CATCHES

RIGHT

HEIGHT

6-2

WEIGHT

184

DOB

04/11/83

BIRTHPLACE

ST. LOUIS, MISSOURI

2012-13 SEASON

- Peoria's nominee for the AHL Yanick Dupre Memorial Award in recognition of his outstanding contributions to the community
- Set AHL career high with four shutouts and finished T-6th in the league in SV% (.923)
- Named CCM/AHL Player of the Week for week of Mar. 18-24 (3-1-0, 1.23 GAA, .962 SV%)
- Earned 100th career AHL win on Feb. 13 vs. Rockford (22 saves, 5-3 win)

CAREER HIGHLIGHTS

- Made 200th career AHL appearance on Mar. 6, 2012 vs. Albany (32 saves, 4-2 win)
- Earned first career NHL victory and shutout on Feb. 7, 2009 vs. NY Islanders (28 saves, 1-0 win)
- Made 11 saves on 11 shots faced in NHL debut on Feb. 3, 2009 at NY Islanders
- Named Second Team ECHL All-Star in 2006-07

CAREER TRANSACTIONS

- Signed a one-year, two-way (NHL/AHL) contract with Columbus on July 5, 2013
- Signed a one-year contract with St. Louis on July 1, 2012
- Signed a one-year, two-way (NHL/AHL) contract with Ottawa on July 8, 2011
- Signed a two-year contract with New Jersey on Sept. 20, 2009
- Signed with Tampa Bay as an unrestricted free agent on Feb. 3, 2009
- Signed with Portland (AHL) on Oct. 3, 2007
- Signed with Omaha (AHL) on Jan. 19, 2007
- Signed with Norfolk (AHL) on Jan. 22, 2006
- Nashville's fourth pick, 172nd overall, at the 2002 NHL Draft

CAREER RECORD

YEAR	TEAM	LEAGUE	GP	W-L-OT	MIN	GA	SO	GAA	GP	W-L	MIN	GA	SO	GAA
2001-02	St. Lawrence	ECAC	20	7-10-1	1122	59	0	3.16	--	--	--	--	--	--
2002-03	St. Lawrence	ECAC	13	1-7-2	618	38	0	3.69	--	--	--	--	--	--
2003-04	St. Lawrence	ECAC	27	9-10-3	1475	60	3	2.44	--	--	--	--	--	--
2004-05	St. Lawrence	ECAC	35	15-17-2	2022	92	3	2.73	--	--	--	--	--	--
2005-06	Las Vegas	ECHL	25	19-2-1	1383	49	1	2.13	4	1-1	173	9	0	3.12
	Norfolk	AHL	7	4-2-1	388	25	0	3.86	--	--	--	--	--	--
2006-07	Las Vegas	ECHL	38	27-4-7	2258	83	5	2.21	6	3-3	358	15	0	2.51
	Milwaukee	AHL	1	0-0-0	11	3	0	15.72	--	--	--	--	--	--
	Omaha	AHL	2	0-1-0	96	6	0	3.74	--	--	--	--	--	--
2007-08	Portland	AHL	41	24-13-1	2269	103	3	2.72	6	2-4	320	18	0	3.38
2008-09	Norfolk	AHL	24	11-10-1	1315	65	1	2.97	--	--	--	--	--	--
	Tampa Bay	NHL	15	4-8-1	776	46	1	3.56	--	--	--	--	--	--
2009-10	Lowell	AHL	50	24-17-6	2891	119	3	2.47	5	1-4	317	17	0	3.22
2010-11	Albany	AHL	39	14-20-2	2062	124	1	3.61	--	--	--	--	--	--
	New Jersey	NHL	2	0-1-0	118	6	0	3.05	--	--	--	--	--	--
2011-12	Binghamton	AHL	41	14-22-1	2196	109	0	2.98	--	--	--	--	--	--
2012-13	Peoria	AHL	39	19-18-1	2307	93	4	2.42	--	--	--	--	--	--
NHL Totals			17	4-9-1	894	52	0	3.49
AHL Totals			244	110-103-13	13535	647	12	2.87	11	3-8	637	35	0	3.30
ECHL Totals			63	46-6-8	3641	132	6	2.18	10	4-4	531	24	0	2.71
NCAA Totals			97	32-44	5236	249	6	2.85



ILARI MELART

ih-LAHR-ee meh-LAHRT

29

2012-13 SEASON

- Ranked 22nd among Finnish Elite League defensemen with 18 points (7-11-18)
- Won bronze with Team Finland at 2013 Euro Hockey Tour
- Represented Finland at 2013 IIHF World Championships

2011-12 SEASON

- Appeared in 36 games with HIFK during first full season in FEL
- Recorded 132 penalty minutes, the third-highest total in the league
- Scored first career FEL playoff goal during opening round tilt with Jokerit

CAREER HIGHLIGHTS

- Won a Finnish Elite League title with HIFK in 2010-11
- Scored first career FEL goal on Jan. 24, 2009 at Ilves

INTERNATIONAL

- Represented Finland at the 2009 IIHF World Junior Championships in Ottawa, Ontario

CAREER TRANSACTIONS

- Signed a one-year, entry-level contract with the Blue Jackets on May 24, 2013

POSITION

DEFENSE

SHOOTS

LEFT

HEIGHT

6-4

WEIGHT

229

DOB

02/11/89

BIRTHPLACE

HELSINKI, FINLAND

CAREER RECORD

YEAR	TEAM	LEAGUE	GP	TOI	G	A	PTS	+/-	PIM	GP	G	A	PTS	PIM
2006-07	HIFK U-18	Finland Jr. B	21	n/a	4	3	7	n/a	132	1	0	0	0	0
	HIFK U-20	Finland Jr.	10	n/a	1	0	1	n/a	27	5	0	0	0	0
2007-08	HIFK U-20	Finland Jr.	21	n/a	1	1	2	n/a	30
2008-09	HIFK U-20	Finland Jr.	8	n/a	2	3	5	n/a	47
	HIFK	Finland	27	n/a	1	1	2	-5	62
	Suomi U-20	Finland 2	4	n/a	2	0	2	3	6
2009-10	Kiekko-Vantaa	Finland 2	6	n/a	0	0	0	-4	4
	HIFK U-20	Finland Jr.	11	3	5	8	61
	HIFK	Finland	13	n/a	1	0	1	7	47	2	0	0	0	0
	Kiekko-Vantaa	Finland 2	22	n/a	3	5	8	5	60
2010-11	HIFK U-20	Finland Jr.	1	n/a	1	1	2	5	0
	HIFK	Finland	20	n/a	1	1	2	6	94	6	0	1	1	2
	Kiekko-Vantaa	Finland 2	10	n/a	2	5	7	5	14
2011-12	HIFK	Finland	36	n/a	2	3	5	2	132	2	1	0	1	0
2012-13	HIFK	Finland	50	n/a	7	11	18	2	80	7	0	0	0	29
Finland Totals			146	...	12	16	28	12	415	17	1	1	2	31
Finland 2 Totals			42	...	7	10	17	9	84
Finland Jr. Totals			40	...	5	5	10	...	104	16	3	5	8	61



RYAN MURRAY

RIGH-uhn MUHR-ee

27

2012-13 SEASON

- Appeared in 23 games with the Silvertips prior to suffering a season-ending shoulder injury on Nov. 16 at Victoria
- Underwent successful surgery on Jan. 10

2011-12 SEASON

- Played his fourth season with Everett (WHL), serving as team captain
- Led club defensemen in goals, assists and points despite an injury-shortened season
- Was tops among all players in playoff goals and points
- Recorded 1-6-7 during a season-long five-game point streak Jan. 18-25, 2012

CAREER HIGHLIGHTS

- Led Everett in assists and plus/minus rating and was third in points, while leading club defensemen in goals (tied) and points in 2010-11
- Was named the Silvertips Rookie of the Year in 2009-10
- Made his WHL debut during the 2009 playoffs

INTERNATIONAL

- Represented Canada at the 2012 World Junior Championships (bronze medal) and 2012 World Championships

CAREER TRANSACTIONS

- Signed a three-year entry level contract on July 24, 2012 that runs through the 2014-15 season
- Columbus' first pick, second overall, in the 2012 Draft

POSITION

DEFENSE

SHOOTS

LEFT

HEIGHT

6-1

WEIGHT

208

DOB

09/27/93

BIRTHPLACE

REGINA, SASKATCHEWAN

CAREER RECORD

YEAR	TEAM
2008-09	Everett
2009-10	Everett
2010-11	Everett
2011-12	Everett
2012-13	Everett
WHL Totals	

REGULAR SEASON

LEAGUE	GP	TOI	G	A	PTS	+/-	PIM
WHL
WHL	52	n/a	5	22	27	33	31
WHL	70	n/a	6	40	46	18	45
WHL	46	n/a	9	22	31	0	31
WHL	23	n/a	2	15	17	0	14
	191	...	22	99	121	51	121

PLAYOFFS

GP	G	A	PTS	PIM
5	0	1	1	2
7	2	5	7	2
4	1	2	3	4
4	3	2	5	0
...
20	6	10	16	8



DAVID SAVARD

DAY-vid suh-VAHRD

58

POSITION

DEFENSE

SHOOTS

RIGHT

HEIGHT

6-2

WEIGHT

219

DOB

10/22/90

BIRTHPLACE

ST. HYACINTHE, QUEBEC

2012-13 SEASON

- Led all Springfield defensemen in playoff scoring (2-3-5)
- Finished second among Falcons defensemen in regular season scoring (5-26-31)
- Recorded eight-game point streak with the Falcons from Nov. 11-30, tallying 2-8-0 in that span
- Logged NHL season-high 16:22 and dished out two hits on Feb. 2 vs. Detroit

2011-12 SEASON

- Split his second professional season between Columbus and Springfield (AHL)
- Led the Falcons in plus/minus rating and goals by a defenseman and ranked second among club defensemen in assists and points
- Made his NHL debut Oct. 7, 2011 vs. Nashville and tallied the first point of his NHL career with an assist (Vinny Prospal goal) Oct. 15, 2011 at Dallas
- Scored the first goal of his NHL career and added an assist for the first multi-point game of his NHL career Feb. 7, 2012 vs. Minnesota (Niklas Backstrom)

CAREER HIGHLIGHTS

- Played his first professional season with Springfield in 2010-11 and ranked 12th among AHL rookies in points
- Was eighth (tied) among AHL defensemen in goals, while leading Falcons defensemen in goals, assists and points

AMATEUR CAREER

- Played four seasons (2007-10) with Baie-Comeau and Moncton (QMJHL)
- Named the CHL Defenseman of the Year and to the QMJHL First All-Star Team in 2009-10
- Won the QMJHL's Emile-Bouchard Trophy for Best Defenseman and Kevin Lowe Trophy for Best Defensive Defenseman in 2009-10
- Became the first defenseman to lead the QMJHL in assists in 2009-10
- Led league defensemen in assists and points and ranked third (tied) in game-winning goals (4) in 2009-10
- Named TELUS Defensive Player of the Month for December 2009 and January 2010
- Helped Moncton win the QMJHL championship and advance to the Memorial Cup in 2009-10
- Led Moncton in plus/minus rating and was second among Wildcats defensemen in points in 2008-09
- Won bronze medal at 2007 TELUS Cup with the Séminaire Saint-François Blizzard

CAREER TRANSACTIONS

- Signed a one-year, two-way (NHL/AHL) contract extension with Columbus on July 15, 2013
- Signed a three-year, entry level contract with the Blue Jackets on June 2, 2010
- Columbus' third pick, 94th overall, in the 2009 Draft

CAREER RECORD

YEAR	TEAM
2007-08	Baie-Comeau
	Moncton
2008-09	Moncton
2009-10	Moncton
2010-11	Springfield
2011-12	Columbus
	Springfield
2012-13	Columbus
	Springfield

CBJ/NHL Totals

AHL Totals

QMJHL Totals

REGULAR SEASON

GP	TOI	G	A	PTS	+/-	PIM
35	n/a	1	6	7	-2	22
32	n/a	0	5	5	-19	18
68	n/a	9	35	44	29	33
64	n/a	13	64	77	32	36
72	n/a	11	32	43	-6	18
31	16:34	2	8	10	0	16
44	n/a	4	18	22	6	72
4	13:12	0	0	0	-3	0
60	n/a	5	26	31	12	40
35	16:11	2	8	10	-3	16
176	...	20	76	96	12	130
199	...	23	110	133	40	109

PLAYOFFS

GP	G	A	PTS	PIM
...
...
10	5	5	10	10
21	1	14	15	8
...
...
...
8	2	3	5	8
...
...
8	2	3	5	8
31	6	19	25	18

35

JEREMY SMITH

JAYR-eh-MEE SMIHTH



POSITION

GOALTENDER

SHOOTS

RIGHT

HEIGHT

6-0

WEIGHT

178

DOB

04/13/89

BIRTHPLACE

DEARBORN, MICHIGAN

2012-13 SEASON

- Wrapped up third full season with Milwaukee with 66 career wins, the fifth-highest total in franchise history
- Won six consecutive starts from Dec. 14 – Jan. 3
- Made a career-high 44 saves on Jan. 25 vs. Oklahoma City

2011-12 SEASON

- Recorded career bests in GAA (2.17), SV% (.922), wins (31) and shutouts (5) with Milwaukee
- Named Reebok/AHL Player of the Week for the week ending Apr. 15
- Registered first career AHL assist on Dec. 28 vs. Chicago Wolves (PPG scored by C. Mueller)

CAREER HIGHLIGHTS

- Named Co-MVP of 2010 Kelly Cup Playoffs after backstopping Cincinnati to an ECHL championship
- Won J. Ross Robertson Cup as Ontario Hockey League champs with Plymouth in 2007
- Captured Dave Pinkney Trophy along with teammate Michal Neuvirth as the goaltending tandem with the lowest combined GAA in the OHL in 2006-07

CAREER TRANSACTIONS

- Signed a one-year, two-way (NHL/AHL) contract with Columbus on July 5, 2013
- Signed a one-year contract extension with Nashville on July 16, 2012
- Signed a three-year, entry-level contract with the Predators on Mar. 5, 2008
- Nashville's second pick, 54th overall, at the 2007 NHL Draft

CAREER RECORD

YEAR	TEAM	LEAGUE
2005-06	Plymouth	OHL
2006-07	Plymouth	OHL
2007-08	Plymouth	OHL
2008-09	Plymouth	OHL
	Niagara	OHL
2009-10	Cincinnati	ECHL
	Milwaukee	AHL
2010-11	Cincinnati	ECHL
	Milwaukee	AHL
2011-12	Milwaukee	AHL
2012-13	Milwaukee	AHL

AHL Totals

ECHL Totals

OHL Totals

REGULAR SEASON

GP	W-L-OT	MIN	GA	SO	GAA
5	0-2-0	111	11	0	5.94
34	23-6-1	1901	82	4	2.59
40	23-13-4	2431	116	3	2.86
17	3-9-2	901	72	0	4.79
26	12-9-3	1488	79	1	3.18
42	23-15-2	2468	108	2	2.63
1	0-0-0	5	0	0	0.00
1	0-0-1	65	3	0	2.78
28	16-8-2	1513	57	2	2.26
56	31-19-2	3284	119	5	2.17
43	19-19-3	2471	114	1	2.77
128	66-46-7	7723	290	8	2.39
43	23-15-3	2533	111	2	2.63
122	61-39-10	6832	360	8	3.16

PLAYOFFS

GP	W-L	MIN	GA	SO	GAA
--	---	--	--	--	--
3	2-0	149	8	0	3.22
4	0-4	224	29	0	7.77
--	---	--	--	--	--
12	5-5	724	45	1	3.73
17	9-7	988	44	1	2.67
--	---	--	--	--	--
--	---	--	--	--	--
13	7-6	843	32	0	2.28
3	0-3	177	11	0	3.73
--	---	--	--	--	--
16	7-9	1020	43	0	2.53
17	9-7	988	44	1	2.67
18	7-9	1097	82	1	4.48

PLAYER PERSONNEL



MICHAEL CHAPUT

MIGH-kuhl sha-P00

POSITION
CENTER
SHOOTS
LEFT

HEIGHT
6-2
WEIGHT
197

DOB
04/13/89
BIRTHPLACE
ILE BIZARD, QUEBEC

DRAFTED: Philadelphia's first pick, 89th overall, in 2010 NHL Draft... Acquired by Columbus with Greg Moore in exchange for Tom Sestito on Feb. 28, 2011

CAREER: 2012-13: Scored his first career AHL goal on Nov. 2 vs. Hershey (Braden Holtby)... Led all AHL rookies in scoring in January with 4G-8A-12P in 12 games... Finished T-8th on the Falcons in scoring... 2011-12: Ranked eighth in the QMJHL in plus/minus rating... Led Shawinigan in assists and was second in points... Ranked second on the Cataractes in playoff points... Added 5-7-12 in six games, helping Shawinigan win the Memorial Cup... Earned the Stafford Smythe Memorial Trophy as Most Valuable Player and Ed Chynoweth Trophy as top scorer... Signed a three-year entry level contract Apr. 28... 2010-11: Ranked second on the MAINEiacs in goals and points and third in assists... Ranked seventh (tie) in playoff points among all QMJHL players 2009-10: Led Lewiston in goals and finished second in points... 2008-09: Recorded 10 points in rookie season with Lewiston.

CAREER RECORD

YEAR	TEAM	LEAGUE
2008-09	Lewiston	QMJHL
2009-10	Lewiston	QMJHL
2010-11	Lewiston	QMJHL
2011-12	Shawinigan	QMJHL
2012-13	Springfield	AHL
AHL Totals		
QMJHL Totals		

REGULAR SEASON

GP	TOI	G	A	PTS	+/-	PIM
29	n/a	3	7	10	-1	34
68	n/a	28	27	55	-12	60
62	n/a	25	34	59	23	97
57	n/a	21	42	63	39	47
73	n/a	13	19	32	-2	57
73	...	13	19	32	-2	57
216	...	77	110	187	49	238

PLAYOFFS

GP	G	A	PTS	PIM
...
4	0	1	1	2
13	7	13	20	11
11	4	8	12	2
8	1	1	2	4
8	1	1	2	4
28	11	22	33	15



OLIVER GABRIEL

AWL-ih-vuhr GABE-ree-ehl

POSITION
LEFT WING
SHOOTS
LEFT

HEIGHT
6-2
WEIGHT
206

DOB
05/13/91
BIRTHPLACE
EDMONTON, ALBERTA

DRAFTED: Not Drafted (signed as a free agent on Oct. 7, 2010)

CAREER: 2012-13: Scored first and second career ECHL goals on Mar. 3 vs. Cincinnati; earned Third Star of the Game honors... Recorded 1-1-2 on Mar. 17 at Fort Wayne... Missed 50 games due to a lower body injury sustained on Oct. 19 vs. Trenton... 2011-12: Made professional debut on Oct. 7 at Manchester; fired 2 SOG in 6-5 loss for Falcons... Scored first career AHL goal on Oct. 14 at Wilkes-Barre/Scranton (opposing goalie: Brad Thiessen)... Recorded 100th career WHL point (goal) on Feb. 28 vs. Kamloops.

CAREER RECORD

YEAR	TEAM	LEAGUE
2008-09	Portland	WHL
2009-10	Portland	WHL
2010-11	Portland	WHL
2011-12	Portland	WHL
	Springfield	AHL
2012-13	Evansville	ECHL
AHL Totals		
ECHL Totals		
WHL Totals		

REGULAR SEASON

GP	TOI	G	A	PTS	+/-	PIM
50	n/a	6	5	11	-8	32
41	n/a	10	14	24	15	28
41	n/a	11	21	32	6	36
39	n/a	20	22	42	15	32
11	n/a	1	0	1	-5	0
20	n/a	5	5	10	0	0
11	...	1	0	1	-5	0
20	...	5	5	10	0	0
171	...	47	62	109	28	128

PLAYOFFS

GP	G	A	PTS	PIM
...
13	2	4	6	9
...
17	6	3	9	12
...
...
...
...
30	8	7	15	21



JAKE HANSEN

JAYK HAHN-suhn

POSITION
CENTER
SHOOTS
RIGHT

HEIGHT
6-2
WEIGHT
194

DOB
08/21/89
BIRTHPLACE
WHITE BEAR LAKE, MINNESOTA

DRAFTED: Columbus' fourth pick, 65th overall, in 2007 NHL Draft

CAREER: 2012-13: Appeared in 46 games with Springfield (AHL) during first full season in pro hockey... Recipient of Falcons' Muriel Strauss Good Sportsmanship award... Scored first career AHL goal on Nov. 24 vs. Manchester... 2011-12: Set career highs in goals, assists and points during his senior season at Minnesota... Ranked second on team in penalty minutes... Made professional debut with Springfield (AHL) Apr. 13 vs. Adirondack... 2010-11: Ranked second on the Gophers in power-play goals (6)... 2009-10: Ranked third on the team in power play goals (3)... 2008-09: Played freshman season at Minnesota... 2007-08: Ranked second on Sioux Falls (USHL) and ninth in the league in scoring... Named Second-Team All-USHL... Led Sioux Falls in goals and power play goals (10)... 2006-07: Helped Sioux Falls win the Clark Cup National Championship... Split the season between White Bear Lake (USHS-MN) and Sioux Falls (USHL).

CAREER RECORD

YEAR	TEAM	LEAGUE
2006-07	White Bear	USHS
	Sioux Falls	USHL
2007-08	Sioux Falls	USHL
2008-09	Minnesota	WCHA
2009-10	Minnesota	WCHA
2010-11	Minnesota	WCHA
2011-12	Minnesota	WCHA
	Springfield	AHL
2012-13	Springfield	AHL
AHL Totals		
NCAA Totals		
USHL Totals		
USHS Totals		

REGULAR SEASON

GP	TOI	G	A	PTS	+/-	PIM
25	n/a	26	40	66	n/a	42
15	n/a	4	4	8	-1	14
60	n/a	31	27	58	16	57
33	n/a	2	5	7	-5	38
38	n/a	7	5	12	-5	20
35	n/a	11	9	20	3	49
43	n/a	16	22	38	19	58
2	n/a	0	1	1	1	0
46	n/a	4	5	9	0	26
48	...	4	6	10	1	26
149	...	36	41	77	12	165
75	...	35	31	66	15	71
25	...	26	40	66	...	42

PLAYOFFS

GP	G	A	PTS	PIM
...
7	0	2	2	6
3	1	0	1	0
...
...
...
...
3	0	0	0	0
3	0	0	0	0
...
10	1	2	3	6
...



THOMAS LARKIN

TAW-muhs LAHR-kihn

POSITION
DEFENSE
SHOOTS
RIGHT

HEIGHT
6-5
WEIGHT
219

DOB
12/31/90
BIRTHPLACE
LONDON, ENGLAND

DRAFTED: Columbus' fourth pick, 137th overall, in 2009 NHL Draft

CAREER: 2012-13: Served as Colgate's captain during senior season... Made pro hockey debut with Springfield on Mar. 17 at Connecticut... Scored first career AHL goal on Mar. 20 vs. Manchester (opposing goalie: Martin Jones)... 2011-12: Named to the All-ECAC Hockey Third Team... Led Colgate defensemen in goals (tied) and plus/minus rating and was second on team in penalty minutes... Represented Italy at the 2012 IIHF World Championships... Notched 0-1-1 and four penalty minutes in seven games... 2010-11: Ranked first (tied) among team defensemen in goals and was second in assists and points... 2009-10: Played his freshman season at Colgate... Ranked first among Colgate defensemen in points and assists and was second in goals... Ranked fifth (tied) in points and sixth (tied) in assists among ECAC defensemen... 2008-09: Named team Most Valuable Player... Received All-New England honors... Was team captain... Set a single season record for goals and assists by a defenseman... Helped Exeter reach the New England championship final.

CAREER RECORD

YEAR	TEAM	LEAGUE
2007-08	Exeter (NH)	USHS
2008-09	Exeter (NH)	USHS
2009-10	Colgate	ECAC
2010-11	Colgate	ECAC
2011-12	Colgate	ECAC
2012-13	Colgate	ECAC
	Springfield	AHL
AHL Totals		
NCAA Totals		
USHS Totals		


REGULAR SEASON

GP	TOI	G	A	PTS	+/-	PIM
29	n/a	6	17	23	n/a	30
31	n/a	14	32	46	n/a	0
33	n/a	3	16	19	-2	32
41	n/a	5	6	11	8	41
37	n/a	4	10	14	13	48
36	n/a	3	11	14	-7	53
7	n/a	1	0	1	-3	2
7	...	1	0	1	-3	2
111	...	12	32	44	19	121
60	...	20	49	69	...	30

PLAYOFFS

GP	G	A	PTS	PIM
...
...
...
...
...
...
...
...
...
...
...

PLAYER PERSONNEL



AUSTIN MADAISKY

AW-stuhn muh-DAY-skee

POSITION
DEFENSE
SHOOTS
RIGHT

HEIGHT
6-2
WEIGHT
197

DOB
01/30/92
BIRTHPLACE
SURREY, BRITISH COLUMBIA

DRAFTED: Columbus' sixth pick, 124th overall, in 2010 NHL Draft

CAREER: 2012-13: Began first pro season in Evansville (ECHL)... Scored first career pro goal on Nov. 9 at Fort Wayne...

Recorded +2 rating for Springfield in first career AHL game on Apr. 6 at Worcester... 2011-12: Set WHL career highs in games played, goals, assists, points and plus/minus rating... Led all Kamloops defensemen in assists and points... Named WHL West

Second Team All-Star... 2010-11: Ranked second among Kamloops defensemen in goals, assists and points... Recorded new career highs in assists and points 2009-10: Traded from Calgary to Kamloops... Registered career highs in goals, assists and points... 2008-09: Recorded two goals and seven assists in rookie junior season with Calgary.

CAREER RECORD

YEAR	TEAM
2008-09	Calgary
2009-10	Calgary
	Kamloops
2010-11	Kamloops
2011-12	Kamloops
2012-13	Evansville
	Springfield

AHL Totals
ECHL Totals
WHL Totals

REGULAR SEASON

GP	TOI	G	A	PTS	+/-	PIM
48	n/a	2	7	9	5	16
39	n/a	5	13	18	-1	46
26	n/a	2	7	9	-3	28
55	n/a	7	20	27	-15	104
70	n/a	13	37	50	20	87
11	n/a	2	4	6	-6	2
6	n/a	0	0	0	1	2
6	n/a	0	0	0	1	2
11	n/a	2	4	6	-6	2
238	...	29	84	113	-6	281

PLAYOFFS

GP	G	A	PTS	PIM
2	0	0	0	2
...
4	3	3	6	6
...
9	0	7	7	12
...
...
...
...
15	3	10	13	20



PATRICK MCNEILL

PAT-rihk MUHK-neel

POSITION
DEFENSE
SHOOTS
LEFT

HEIGHT
6-0
WEIGHT
196

DOB
03/17/87
BIRTHPLACE
STRATHROY, ONTARIO

DRAFTED: Washington's fourth pick, 118th overall, in 2005 NHL Draft

CAREER: 2012-13: Skated in 300th career AHL game on Feb. 2 vs. Manchester... 2011-12: Registered 100th career AHL point (assist) on Nov. 14 vs. Bridgeport... Set career highs in games (71), goals (10), assists (31) and points (41)... Recorded nine multi-point games... Tallied 6-7-13 during 13-game stretched from Dec. 9 - Jan. 11... 2010-11: Recalled to Washington on Feb.

15 but did not appear in any NHL games... 2009-10: Won second consecutive Calder Cup with Hershey... 2008-09: Won Calder Cup with Bears in first full season in the AHL... 2007-08: Split rookie season in pro hockey between South Carolina (ECHL) and Hershey (AHL)... Scored first career AHL goal on Dec. 28 at Norfolk... Scored first career ECHL goal on Oct. 24 at Johnstown... 2006-07: Named Third Team OHL All-Star... 2005-06: Named Second Team OHL All-Star... Led all OHL defensemen in scoring with 21-56-77... 2004-05: Named to Canada's National U18 Team but was unable to play in IIHF championship tournament due to a shoulder injury suffered at squad's first official practice... Won gold medal with Team Canada at Memorial of Ivan Hlinka in Czech Republic... 2003-04: Appeared in 57 games with Saginaw in first season of major junior hockey... Scored first career OHL goal on Oct. 3 at S.S. Marie... Won gold medal with Team Ontario at U17 World Hockey Challenge... 2002-03: Recorded 6-13-19 in 45 games with Strathroy Rockets (WOHL)... Chosen first overall by Saginaw at 2003 OHL Priority Selection Draft.

CAREER RECORD

YEAR	TEAM
2003-04	Saginaw
2004-05	Saginaw
2005-06	Saginaw
2006-07	Saginaw
2007-08	South Carolina
	Hershey
2008-09	Hershey
2009-10	Hershey
2010-11	Hershey
2011-12	Hershey
2012-13	Hershey

AHL Totals
ECHL Totals
OHL Totals

REGULAR SEASON

GP	TOI	G	A	PTS	+/-	PIM
57	n/a	3	11	14	28	-19
66	n/a	7	26	33	31	-29
68	n/a	21	56	77	64	24
58	n/a	22	36	58	49	8
19	n/a	5	11	16	16	5
48	n/a	1	13	14	16	-4
46	n/a	3	15	18	20	24
62	n/a	8	27	35	36	20
51	n/a	7	20	27	30	7
71	n/a	10	31	41	32	-8
47	n/a	4	13	17	16	-2
325	...	33	119	152	150	37
19	...	5	11	16	16	-4
249	...	53	129	182	172	-16

PLAYOFFS

GP	G	A	PTS	PIM
...
...
4	1	3	4	6
6	3	2	5	6
5	0	2	2	4
2	0	0	0	0
10	0	3	3	4
11	3	3	6	2
6	1	2	3	4
2	1	1	2	2
...
31	5	9	14	12
5	0	2	2	4
10	4	5	9	12



BLAKE PARLETT

BLAYK PAHR-leht

POSITION
DEFENSE
SHOOTS
RIGHT

HEIGHT
6-1
WEIGHT
201

DOB
05/13/89
BIRTHPLACE
BRACEBRIDGE, ONTARIO

DRAFTED: Not Drafted (acquired from NY Rangers with Marian Gaborik and Steven Delisle in exchange for Derick Brassard, Derek Dorsett, John Moore and a sixth round pick in 2014 NHL Draft on Apr. 3, 2013)

CAREER: 2012-13: Split first full season in the AHL between Connecticut and Springfield... Scored first goal as a Falcon on Apr. 7 at Portland... 2011-12: Matched career-high with 0-3-3 on Nov. 13 at St. John's... Had three-game point streak with Greenville from Mar. 24-30 (0-3-3)... 2010-11: Appeared in the 2011 ECHL All-Star Classic as a member of Team ECHL... Led all ECHL defensemen in points (7-25-32) at time of Feb. 17 AHL call-up... Made AHL debut on Feb. 18 at Adirondack... Scored first career AHL goal on Mar. 5 at Springfield... Scored a goal in Calder Cup Playoff debut, Apr. 14 at Portland... 2009-10: Wrapped up major junior career by leading all Mississauga defensemen in scoring with 11-35-46.

CAREER RECORD

YEAR	TEAM	LEAGUE
2005-06	Barrie	OHL
2006-07	Barrie	OHL
	Windsor	OHL
2007-08	Windsor	OHL
	Mississauga	OHL
2008-09	Mississauga	OHL
2009-10	Mississauga	OHL
2010-11	Greenville	ECHL
	Hartford	AHL
2011-12	Connecticut	AHL
	Greenville	ECHL
2012-13	Connecticut	AHL
	Springfield	AHL

AHL Totals
ECHL Totals
OHL Totals

REGULAR SEASON

GP	TOI	G	A	PTS	+/-	PIM
38	n/a	0	2	2	39	4
36	n/a	1	5	6	47	10
30	n/a	5	10	15	30	-23
33	n/a	3	3	6	10	2
28	n/a	0	7	7	53	-9
68	n/a	8	26	34	74	2
68	n/a	11	35	46	108	13
46	n/a	7	25	32	40	-3
24	n/a	2	10	12	17	1
55	n/a	4	10	14	38	3
12	n/a	1	6	7	17	4
67	n/a	6	22	28	85	8
9	n/a	2	2	4	8	1
155	...	14	44	58	148	13
58	...	8	31	39	57	1
301	...	28	88	116	361	-1

PLAYOFFS

GP	G	A	PTS	PIM
14	0	2	2	6
--	--	--	--	--
--	--	--	--	--
--	--	--	--	--
4	0	0	0	8
10	0	2	2	13
16	1	4	5	18
2	0	1	1	2
6	1	2	3	2
--	--	--	--	--
3	0	1	1	4
--	--	--	--	--
7	2	1	3	4
13	3	3	6	6
5	0	2	2	6
44	1	8	9	45



FREDERIC ST. DENIS

FREHD-uh-ihk SAYNT-dehn-EE

POSITION
DEFENSE
SHOOTS
LEFT

HEIGHT
5-11
WEIGHT
188

DOB
01/23/86
BIRTHPLACE
GREENFIELD PARK, QUEBEC

DRAFTED: Not Drafted (signed as a free agent on July 7, 2013)

CAREER: 2012-13: Served as an alternate captain on Hamilton... Finished second among Bulldogs defensemen in scoring... Scored a goal in 250th career AHL game, Mar. 23 at Binghamton... Recorded season-high three-game point streak from Mar. 23-29 (2-1-3)... 2011-12: Set career highs in assists (25), points (28), and shots on goal (114) with Hamilton... Competed at AHL All-Star Classic as a member of Team West... Made NHL debut on Nov. 16 vs. Carolina... Scored first career NHL goal on Dec. 8 vs. Vancouver (opposing goalie: Roberto Luongo)... 2010-11: Won Hamilton's Tim Hortons Top Defenceman Award... Skated in 100th career AHL game on Dec. 30 vs. Chicago.

CAREER RECORD

YEAR	TEAM	LEAGUE
2002-03	Drummondville	QMJHL
2003-04	Drummondville	QMJHL
2004-05	Drummondville	QMJHL
2005-06	Drummondville	QMJHL
2006-07	Drummondville	QMJHL
2007-08	U. of Quebec (T-R)	OUA
2008-09	Hamilton	AHL
	Cincinnati	ECHL
2009-10	Hamilton	AHL
2010-11	Hamilton	AHL
2011-12	Hamilton	AHL
	Montreal	NHL
2012-13	Hamilton	AHL

NHL Totals
AHL Totals
ECHL Totals
CIS Totals
QMJHL Totals


REGULAR SEASON

GP	TOI	G	A	PTS	+/-	PIM
14	n/a	0	0	0	0	-2
67	n/a	7	10	17	30	-7
70	n/a	11	22	33	36	9
69	n/a	17	50	67	74	22
65	n/a	9	29	38	59	-1
28	n/a	4	14	18	4	n/a
7	n/a	1	1	2	6	-4
41	n/a	1	22	23	22	28
59	n/a	3	14	17	38	20
76	n/a	5	18	23	34	16
58	n/a	3	25	28	18	-3
17	14:31	1	2	3	10	3
63	n/a	7	11	18	24	-2
17	14:31	1	2	3	10	3
263	...	19	69	88	120	27
41	...	1	22	23	22	28
28	...	4	14	18	4	...
285	...	44	111	155	199	21

PLAYOFFS

GP	G	A	PTS	PIM
--	--	--	--	--
5	0	1	1	2
6	2	3	5	0
7	2	2	4	6
12	1	7	8	8
--	--	--	--	--
--	--	--	--	--
15	0	5	5	14
19	0	1	1	20
20	1	9	10	12
--	--	--	--	--
--	--	--	--	--
--	--	--	--	--
...
39	1	10	11	32
15	0	5	5	14
--	--	--	--	--
30	5	13	18	16

PLAYER PERSONNEL



LUKAS SEDLAK

LOO-kuhsh SEHD-lak

POSITION
CENTER
SHOOTS
LEFT

HEIGHT
6-0
WEIGHT
215

DOB
02/25/93
BIRTHPLACE
CESKE BUDEJOVICE, CZECH REPUBLIC

DRAFTED: Columbus' fifth pick, 158th overall, in 2011 NHL Draft

CAREER: 2012-13: Represented Czech Republic at the 2013 IIHF World Championships, recording 1-2-3 in six games played... Finished T-3rd on Chicoutimi in playoff scoring... 2011-12: Played his first season in North America... Ranked second on Chicoutimi (QMJHL) in plus/minus rating and seventh in points... 2010-11: Spent his first full season in the Czech U-20 League...

Captained the Czech Republic at the World Under-18 Junior Championships... Registered 3-1-4 and two penalty minutes in five games.

CAREER RECORD

YEAR	TEAM
2007-08	Ceske
2008-09	Ceske
2009-10	Ceske
	Ceske
2010-11	Ceske
2011-12	Chicoutimi
2012-13	Chicoutimi
QMJHL Totals	
Czech U-20 Totals	
Czech U-18 Totals	

REGULAR SEASON

GP	TOI	G	A	PTS	+/-	PIM
6	n/a	0	2	2	n/a	4
44	n/a	12	17	29	n/a	14
37	n/a	29	27	56	n/a	76
11	n/a	4	8	12	n/a	4
47	n/a	14	13	27	n/a	65
50	n/a	17	28	45	24	57
48	n/a	15	19	34	1	64
98	...	32	47	79	25	121
58	...	18	21	39	...	69
87	...	41	46	87	...	94

PLAYOFFS

GP	G	A	PTS	PIM
2	0	0	0	2
4	0	0	0	4
4	5	1	6	39
...
...
18	5	3	8	18
6	1	4	5	8
24	5	3	8	18
...
10	5	1	6	45



DALTON SMITH

DAHl-tuhn SMIHTH

POSITION
LEFT WING
SHOOTS
LEFT

HEIGHT
6-2
WEIGHT
214

DOB
06/30/92
BIRTHPLACE
OSHAWA, ONTARIO

DRAFTED: Columbus' second pick, 34th overall, in 2010 NHL Draft

CAREER: 2012-13: Led Springfield in penalty minutes (128), placing him second among all AHL rookies... Scored game-winning goal in his AHL debut on Oct. 13 vs. St. John's (opposing goalie: Eddie Pasquale)... 2011-12: Led Ottawa (OHL) in playoff penalty minutes (46)... 2010-11: Ranked fourth on the team in playoff scoring... 2009-10: Set career highs in goals, assists and points...

Led the club in penalty minutes and ranked fourth in goals and power play goals (4)... 2008-09: Played his first season of major junior hockey with Ottawa... Scored game-winning goal in his OHL debut on Dec. 30, 2008 at Kingston (opposing goalie: Mavric Parks)... Selected by the 67's in the fourth round, 65th overall, of the 2008 OHL Priority Selection Draft.

CAREER RECORD

YEAR	TEAM
2008-09	Ottawa
2009-10	Ottawa
2010-11	Ottawa
2011-12	Ottawa
2012-13	Springfield
AHL Totals	
OHL Totals	

REGULAR SEASON

GP	TOI	G	A	PTS	+/-	PIM
17	n/a	2	5	7	-2	8
62	n/a	21	23	44	20	129
64	n/a	12	17	29	9	124
53	n/a	15	10	25	-10	67
67	n/a	3	6	9	4	128
67	...	3	6	9	4	128
196	...	50	55	105	17	328

PLAYOFFS

GP	G	A	PTS	PIM
7	0	0	0	0
12	3	3	6	27
4	2	2	4	12
18	4	4	8	46
1	0	0	0	12
1	0	0	0	12
41	9	9	18	85



WILL WEBER

WIHL WEHB-uhr

POSITION
DEFENSE
SHOOTS
LEFT

HEIGHT
6-4
WEIGHT
228

DOB
10/28/88
BIRTHPLACE
GAYLORD, MICHIGAN

DRAFTED: Columbus' third pick, 53rd overall, in 2007 NHL Draft

CAREER: 2012-13: Skated in 58 games with Springfield (AHL) and made eight appearances with Evansville (ECHL) during first full season of pro hockey... 2011-12: As team captain, led Miami (CCHA) in penalty minutes and ranked second in blocked shots (63)... Made professional debut with Springfield (AHL), appearing in two games... 2010-11: Ranked third among team defensemen in assists... Recorded career highs in assists and points... 2010-11: Ranked third among team defensemen in assists... Recorded career highs in assists and points... 2009-10: Named the CCHA's Best Defensive Defenseman... Helped Miami reach the NCAA Frozen Four... Named Miami's Outstanding Defensive Player... Ranked second on the team in blocked shots (42)... 2008-09: Played his freshman season at Miami... Helped the RedHawks advance to the National Championship game... 2007-08: Ranked third on Chicago in penalty minutes and was third among club defensemen in points... Scored three power play goals and one game-winning goal... 2006-07: Collected 18-20-38 in 24 games with Gaylord High School... Was the first overall pick of the 2007 United States Hockey League Draft by Chicago.

CAREER RECORD

YEAR	TEAM	LEAGUE
2007-08	Chicago	USHL
2008-09	Miami	CCHA
2009-10	Miami	CCHA
2010-11	Miami	CCHA
2011-12	Miami	CCHA
	Springfield	AHL
2012-13	Springfield	AHL
	Evansville	ECHL
AHL Totals		
ECHL Totals		
NCAA Totals		
USHL Totals		

REGULAR SEASON

GP	TOI	G	A	PTS	+/-	PIM
46	n/a	8	10	18	12	137
38	n/a	2	3	5	7	75
43	n/a	1	9	10	12	62
33	n/a	1	10	11	7	57
40	n/a	0	4	4	3	69
2	n/a	0	0	0	0	0
58	n/a	2	3	5	8	82
8	n/a	8	0	0	-5	14
60	...	2	3	5	8	14
8	...	0	0	0	-5	14
81	...	4	22	26	26	194
46	...	8	10	18	12	137

PLAYOFFS

GP	G	A	PTS	PIM
...
...
...
...
...
8	0	0	0	6
...
8	0	0	0	6
...
...
...

FUTURE BLUE JACKETS



SETH AMBROZ

SETH AM-broh-z

POSITION

RIGHT WING

SHOOTS

RIGHT

DRAFTED

Columbus' fourth pick, 128th overall, in 2011 NHL Draft

HEIGHT

6-2

WEIGHT

211

DOB

04/01/93

BIRTHPLACE

NEW PRAGUE, MINNESOTA

CAREER RECORD

YEAR	TEAM	LEAGUE	GP	TOI	G	A	PTS	+/-	PIM	GP	G	A	PTS	PIM
2008-09	Omaha	USHL	60	n/a	14	17	31	-12	88	3	0	0	0	2
2009-10	Omaha	USHL	56	n/a	22	27	49	24	118	8	4	2	6	8
2010-11	Omaha	USHL	56	n/a	24	22	46	3	89	3	2	0	2	4
2011-12	Minnesota	WCHA	41	n/a	5	3	8	0	53
2012-13	Minnesota	WCHA	38	n/a	9	7	16	11	22
NCAA Totals			79	...	14	10	24	11	75
USHL Totals			172	...	60	66	126	15	295	14	6	2	8	14

REGULAR SEASON

PLAYOFFS



JOSH ANDERSON

JAWSH AN-duhr-suhn

POSITION

LEFT WING

SHOOTS

LEFT

DRAFTED

Columbus' fourth pick, 95th overall, in 2012 NHL Draft

HEIGHT

6-3

WEIGHT

207

DOB

05/07/94

BIRTHPLACE

BURLINGTON, ONTARIO

CAREER RECORD

YEAR	TEAM	LEAGUE	GP	TOI	G	A	PTS	+/-	PIM	GP	G	A	PTS	PIM
2010-11	Burlington Eagles	SCTA	58	n/a	41	35	76	n/a	n/a
	Burlington Cougars	OJHL	4	n/a	0	2	2	n/a	n/a	1	0	0	0	0
2011-12	London	OHL	64	n/a	12	10	22	17	34	19	2	3	5	4
2012-13	London	OHL	68	n/a	23	26	49	10	77	19	1	2	3	23
OHL Totals			132	...	35	36	71	27	111	38	3	5	8	27
OJHL Totals			4	...	0	2	2	1	0	0	0	0
SCTA Totals			58	...	41	35	76

REGULAR SEASON

PLAYOFFS



OLIVER BJORKSTRAND

AW-lih-vuhr bee-YORK-strand

POSITION

RIGHT WING

SHOOTS

RIGHT

DRAFTED

Columbus' fifth pick, 89th overall, in 201 NHL Draft

HEIGHT

5-11

WEIGHT

169

DOB

04/10/95

BIRTHPLACE

HERNING, DENMARK

CAREER RECORD

YEAR	TEAM	LEAGUE	GP	TOI	G	A	PTS	+/-	PIM	GP	G	A	PTS	PIM
2011-12	Herning	DEL	36	n/a	13	13	26	n/a	10	10	1	2	3	4
2012-13	Portland	WHL	65	n/a	31	32	63	38	10	21	8	11	19	4
WHL Totals			65	...	31	32	63	38	10	21	8	11	19	4
DEL Totals			36	...	13	13	26	...	10	10	1	2	3	4

REGULAR SEASON

PLAYOFFS



ANTON BLOMQVIST

AN-tawn BLAWM-kvihst

POSITION

DEFENSE

SHOOTS

LEFT

DRAFTED

Columbus' fifth pick, 167th overall, in 2009 NHL Draft

HEIGHT

6-6

WEIGHT

206

DOB

05/07/90

BIRTHPLACE

KRISTIANSTAD, SWEDEN

CAREER RECORD

YEAR	TEAM	LEAGUE	GP	TOI	G	A	PTS	+/-	PIM	GP	G	A	PTS	PIM
2007-08	Malmö Jr.	Sweden Jr.	18	n/a	0	1	1	3	20	5	0	1	1	2
2008-09	Malmö Jr.	Sweden Jr.	31	n/a	2	14	16	3	73
	Malmö	Sweden-2	13	n/a	0	3	3	-2	8
2009-10	Malmö	Sweden	49	n/a	3	2	5	n/a	55	5	0	0	0	10
	Malmö Jr.	Sweden Jr.	1	0	0	0	0
2010-11	Malmö	Sweden	27	n/a	0	1	1	n/a	14
	Malmö	Sweden-2	8	n/a	0	1	1	n/a	22
	Springfield	AHL	5	n/a	0	1	1	0	21
2011-12	Springfield	AHL	24	n/a	0	0	0	2	19
2012-13	Evansville	ECHL	36	n/a	1	2	3	-14	21
AHL Totals			29	...	0	1	1	2	40
ECHL Totals			36	n/a	1	2	3	-14	21
Sweden Totals			76	...	3	3	6	...	69	5	0	0	0	10
Sweden-2 Totals			21	...	0	4	4	-2	20
Sweden Jr. Totals			49	...	2	15	17	6	93	6	0	1	1	2

REGULAR SEASON

PLAYOFFS



GIANLUCA CURCURUTO

jawn-LOO-kuh kuhr-kuhr-ROO-toh

POSITION

DEFENSE

SHOOTS

LEFT

DRAFTED

Columbus' sixth pick, 182nd overall, in 2012 NHL Draft

HEIGHT

6-1

WEIGHT

198

DOB

02/25/94

BIRTHPLACE

TORONTO, ONTARIO

CAREER RECORD

YEAR	TEAM	LEAGUE	GP	TOI	G	A	PTS	+/-	PIM	GP	G	A	PTS	PIM
2010-11	Sault Ste. Marie	OHL	56	n/a	1	25	26	-1	26
2011-12	Sault Ste. Marie	OHL	63	n/a	3	13	16	-14	36
2012-13	Plymouth	OHL	67	n/a	9	38	47	36	32	11	2	7	9	7
OHL Totals			186	...	13	76	89	21	94	11	2	7	9	7

REGULAR SEASON

PLAYOFFS



MARKO DANO

MAHR-koh DAN-oh

POSITION

CENTER

SHOOTS

LEFT

DRAFTED

Columbus' third pick, 27th overall, in 2013 NHL Draft

HEIGHT

5-11

WEIGHT

183

DOB

11/30/94

BIRTHPLACE

EISENSTADT, AUSTRIA

CAREER RECORD

YEAR	TEAM	LEAGUE	GP	TOI	G	A	PTS	+/-	PIM	GP	G	A	PTS	PIM
2010-11	Trencin	SVK	8	n/a	0	1	1	2	10
2011-12	Trencin	SVK	32	n/a	4	6	10	6	12	9	0	3	3	18
2012-13	HC Slovan	KHL	37	9:34	3	4	7	4	26	4	0	0	0	0
KHL Totals			37	9:34	3	4	7	4	26	4	0	0	0	0
SVK Totals			40	...	4	7	11	8	22	9	0	3	3	18

REGULAR SEASON

PLAYOFFS

FUTURE BLUE JACKETS



OSCAR DANSK

AWZ-kuhr DANSK

POSITION
GOALTENDER
CATCHES
LEFT

EIGHT
6-3
WEIGHT
195

DOB
02/28/94
BIRTHPLACE
TUMBA, SWEDEN

DRAFTED
Columbus' second pick, 31st overall, in 2012 NHL Draft

CAREER RECORD

YEAR	TEAM	LEAGUE
2010-11	Brynäs	SWE-Jr.
2011-12	Brynäs	SWE-Jr.
2012-13	Erie	OHL
OHL Totals		
SWE-Jr. Totals		

REGULAR SEASON

GP	W-L-OT	MIN	GA	SO	GAA
21	n/a	1157	n/a	1	2.70
28	n/a	1511	n/a	2	2.82
43	11-23-6	2393	164	0	4.11
43	11-23-6	2393	164	0	4.11
49	...	2668	...	3	...

PLAYOFFS

GP	W-L	MIN	GA	SO	GAA
1	n/a	n/a	n/a	n/a	5.22
2	n/a	n/a	n/a	n/a	3.49
...
...
3



ANTON FORSBERG

AN-tawn FOHRZ-buhrg

POSITION
GOALTENDER
CATCHES
LEFT

HEIGHT
6-2
WEIGHT
176

DOB
11/27/92
BIRTHPLACE
ORNSKOLDSVIK, SWEDEN

DRAFTED
Columbus' sixth pick, 188th overall, in 2012 NHL Draft

CAREER RECORD

YEAR	TEAM	LEAGUE
2009-10	MoDo	Sweden Jr.
2010-11	MoDo	Sweden Jr.
2011-12	MoDo	Sweden
	MoDo	Sweden Jr.
2012-13	Sodertälje	Sweden-2
Sweden Totals		
Sweden-2 Totals		
Sweden Jr. Totals		

REGULAR SEASON

GP	W-L-OT	MIN	GA	SO	GAA
21	n/a	n/a	n/a	n/a	3.70
33	n/a	n/a	n/a	n/a	2.90
14	4-4-0	609	32	0	3.15
14	n/a	n/a	n/a	n/a	2.20
33	24-9-0	1972	67	3	2.04
14	4-4-0	607	32	0	3.15
21	3.70
68

PLAYOFFS

GP	W-L	MIN	GA	SO	GAA
3	n/a	n/a	n/a	n/a	2.37
6	n/a	n/a	n/a	n/a	2.85
...
4	n/a	n/a	n/a	n/a	3.39
...
...
3	2.37
10



DILLON HEATHERINGTON

DIH-luhn HEH-thuhr-ing-tuhn

POSITION
DEFENSE
SHOOTS
LEFT

HEIGHT
6-3
WEIGHT
204

DOB
05/09/95
BIRTHPLACE
CALGARY, ALBERTA

DRAFTED
Columbus' fourth pick, 50th overall, in 2013 NHL Draft

CAREER RECORD

YEAR	TEAM	LEAGUE
2010-11	Swift Current	WHL
2011-12	Swift Current	WHL
2012-13	Swift Current	WHL
WHL Totals		

REGULAR SEASON

GP	TOI	G	A	PTS	+/-	PIM
1	n/a	0	0	0	0	0
57	n/a	2	8	10	2	63
71	n/a	4	23	27	25	80
129	...	6	31	37	27	143

PLAYOFFS

GP	G	A	PTS	PIM
...
...
5	0	3	3	0
5	0	3	3	0



JOONAS KORPISALO

YOH-nuhs kohr-pih-SAL-loh

POSITION
GOALTENDER
CATCHES
LEFT
DRAFTED

HEIGHT
6-2
WEIGHT
172

DOB
04/28/94
BIRTHPLACE
PORI, FINLAND

Columbus' third pick, 62nd overall, in 2012 NHL Draft

CAREER RECORD

YEAR	TEAM	LEAGUE
2010-11	Jokerit U18	Finland U18
2011-12	Jokerit Jr.	Finland Jr.
2012-13	Kiekko	Finland-2
Finland-2 Totals		
Finland Jr. Totals		
Finland U-18 Totals		

REGULAR SEASON

GP	W-L-OT	MIN	GA	SO	GAA
15	n/a	916	n/a	0	2.55
38	n/a	2294	n/a	4	2.04
18	n/a	n/a	n/a	n/a	2.71
18	2.71
38	...	2294	...	4	2.04
15	...	916	...	0	2.55

PLAYOFFS

GP	W-L	MIN	GA	SO	GAA
8	n/a	n/a	n/a	n/a	2.87
4	n/a	n/a	n/a	n/a	1.77
...
...
4	1.77
8	2.87



NICK MOUTREY

NIHK MOO-tree

POSITION
RIGHT WING
SHOOTS
RIGHT
DRAFTED

HEIGHT
6-3
WEIGHT
206

DOB
02/25/94
BIRTHPLACE
TORONTO, ONTARIO

Columbus' sixth pick, 105th overall, in 2013 NHL Draft

CAREER RECORD

YEAR	TEAM	LEAGUE
2011-12	Saginaw	OHL
2012-13	Saginaw	OHL
OHL Totals		

REGULAR SEASON

GP	TOI	G	A	PTS	+/-	PIM
66	n/a	2	7	9	-12	46
65	n/a	16	27	43	2	44
131	...	18	34	52	-10	90

PLAYOFFS

GP	G	A	PTS	PIM
12	0	0	0	4
4	0	0	0	12
16	0	0	0	16



MARTIN OUELLETTE

MAHR-tihn OO-leht

POSITION
GOALTENDER
CATCHES
LEFT
DRAFTED

HEIGHT
6-2
WEIGHT
173

DOB
12/30/91
BIRTHPLACE
ST.-HIPPOLYTE, QUEBEC

Columbus' eighth pick, 184th overall, in 2010 NHL Draft

CAREER RECORD

YEAR	TEAM	LEAGUE
2008-09	Kimball Union	USHS
2009-10	Kimball Union	USHS
2010-11	Maine	HEA
2011-12	Maine	HEA
2012-13	Maine	HEA
NCAA Totals		
USHS Totals		

REGULAR SEASON

GP	W-L-OT	MIN	GA	SO	GAA
16	n/a	n/a	n/a	n/a	2.93
29	n/a	1,461	45	n/a	1.61
9	3-3-2	490	26	1	3.18
9	1-3-0	315	18	0	3.42
30	9-12-0	1757	71	2	2.42
13-18-2	805	44	1	3.28	...
...	1,461	45

PLAYOFFS

GP	W-L	MIN	GA	SO	GAA
...
...
...
...
...
...
...

FUTURE BLUE JACKETS



PETER QUENNEVILLE

PEE-tuhr KWEHN-vihl

POSITION

CENTER
SHOOTS
RIGHT

DRAFTED

Columbus' eighth pick, 195th overall, in 2013 NHL Draft

HEIGHT

5-11
WEIGHT
185

DOB


03/09/95
BIRTHPLACE
EDMONTON, ALBERTA

CAREER RECORD

YEAR	TEAM	LEAGUE	GP	TOI	G	A	PTS	+/-	PIM
2010-11	Sherwood Park	AJHL	54	n/a	6	16	22	n/a	8
2011-12	Sherwood Park	AJHL	53	n/a	31	50	81	n/a	22
2012-13	Dubuque	USHL	63	n/a	33	37	70	29	18
USHL Totals			63	...	33	37	70	29	18
AJHL Totals			107	...	37	66	192	...	30

REGULAR SEASON

PLAYOFFS



MIKE REILLY

MIGHK RIGH-lee

POSITION

DEFENSE
SHOOTS
LEFT

DRAFTED

Columbus' third pick, 98th overall, in 2011 NHL Draft

HEIGHT

6-1
WEIGHT
170

DOB

07/13/93
BIRTHPLACE
CHANHASSEN, MINNESOTA

CAREER RECORD

YEAR	TEAM	LEAGUE	GP	TOI	G	A	PTS	+/-	PIM
2010-11	Shattuck-St. Mary's	USHS	48	n/a	13	30	43	n/a	26
2011-12	Penticton	BCHL	51	n/a	24	59	83	n/a	42
2012-13	Minnesota	WCHA	37	n/a	3	11	14	1	14
NCAA Totals			37	...	3	11	14	1	14
BCHL Totals			51	...	24	59	83	0	42
USHS Totals			48	...	13	30	43	...	26

REGULAR SEASON

PLAYOFFS



KERBY RYCHEL

KER-bee RIGH-kuhl

POSITION

LEFT WING
SHOOTS
LEFT

DRAFTED

Columbus' second pick, 19th overall, in 2013 NHL Draft

HEIGHT

6-1
WEIGHT
203

DOB


10/07/94
BIRTHPLACE
TORRANCE, CALIFORNIA

CAREER RECORD

YEAR	TEAM	LEAGUE	GP	TOI	G	A	PTS	+/-	PIM
2010-11	Mississauga	OHL	30	n/a	2	6	8	5	47
	Windsor	OHL	32	n/a	5	8	13	-1	26
2011-12	Windsor	OHL	68	n/a	41	33	74	3	54
2012-13	Windsor	OHL	68	n/a	40	47	87	-21	94
OHL Totals			198	...	88	94	182	-14	221

REGULAR SEASON

PLAYOFFS



MARKUS SOBERG

MAHR-kuhs SOH-buhrg

POSITION

RIGHT WING

SHOOTS

RIGHT

DRAFTED

Columbus' seventh pick, 165th overall, in 2013 NHL Draft

HEIGHT

6-0

WEIGHT

187

DOB

04/22/95

BIRTHPLACE

OSLO, NORWAY

CAREER RECORD

YEAR	TEAM	LEAGUE	GP	TOI	G	A	PTS	+/-	PIM	GP	G	A	PTS	PIM
2011-12	Frolunda Jr.	SWE Jr.	25	n/a	5	5	10	...	12	4	0	1	1	0
	Frolunda U18	SWE U18	27	n/a	26	16	42	...	26
2012-13	Frolunda Jr.	SWE Jr.	36	n/a	10	16	26	...	10	1	0	1	1	0
SWE Jr. Totals			61	...	15	21	36		90	4	0	0	0	12

REGULAR SEASON

PLAYOFFS



T.J. TYNAN

TEE-JAY TIGH-nuhn

POSITION

CENTER

SHOOTS

RIGHT

DRAFTED

Columbus' second pick, 66th overall, in 2011 NHL Draft

HEIGHT

5-8

WEIGHT

165

DOB

02/25/92

BIRTHPLACE

PALOS, ILLINOIS

CAREER RECORD

YEAR	TEAM	LEAGUE	GP	TOI	G	A	PTS	+/-	PIM	GP	G	A	PTS	PIM
2009-10	Des Moines	USHL	60	n/a	17	55	72	-21	55
2010-11	Notre Dame	CCHA	44	n/a	23	31	54	21	36
2011-12	Notre Dame	CCHA	39	n/a	13	28	41	-6	38
2012-13	Notre Dame	CCHA	41	n/a	10	18	28	-1	28
NCAA Totals			124	...	46	77	123	12	102
USHL Totals			60	...	17	55	72	-21	55

REGULAR SEASON

PLAYOFFS

FUTURE BLUE JACKETS



ALEXANDER WENNBERG

al-ehx-AN-duhr vehn-burg

POSITION

CENTER

SHOOTS

LEFT

DRAFTED

Columbus' first pick, 14th overall, in 2013 NHL Draft

HEIGHT

6-1

WEIGHT

190

DOB

09/22/94

BIRTHPLACE

NACKA, SWEDEN

CAREER RECORD

YEAR	TEAM	LEAGUE	GP	TOI	G	A	PTS	+/-	PIM	GP	G	A	PTS	PIM
2011-12	Djurgarden J20	SWE-Jr.	42	n/a	1	18	19	7	6	3	0	1	1	0
	Djurgarden	SEL	1	n/a	0	0	0	0	0
2012-13	Djurgarden J20	SWE-Jr.	2	n/a	1	1	2	2	0	1	0	1	1	0
	Djurgarden	SWE-1	46	n/a	14	18	32	10	14	3	0	3	3	0
SEL Totals			1	...	0	0	0	0	0
SWE-1 Totals			46	...	14	18	32	10	14	3	0	3	3	0
SWE-Jr. Totals			44	...	2	19	21	9	6	4	0	2	2	0

REGULAR SEASON

PLAYOFFS



DANIEL ZAAR

DAN-yehl ZAHHR

POSITION

RIGHT WING

SHOOTS

RIGHT

DRAFTED

Columbus' fifth pick, 152nd overall, in 2011 NHL Draft

HEIGHT

5-11

WEIGHT

172

DOB

04/24/94

BIRTHPLACE

HELSINGBORG, SWEDEN

CAREER RECORD

YEAR	TEAM	LEAGUE	GP	TOI	G	A	PTS	+/-	PIM	GP	G	A	PTS	PIM
2010-11	Rogle Jr.	Swe- Jr.	26	n/a	3	3	6	n/a	14	3	0	0	0	0
	Rogle U-18	Swe U-18	23	n/a	16	18	34	n/a	4
2011-12	Rogle Jr.	Sweden Jr.	44	n/a	14	24	38	6	28	7	5	3	8	8
	Rogle U-18	Swe U-18	7	n/a	6	6	12	8	0
2012-13	Rogle	SEL	25	n/a	2	1	3	-4	0	7	1	0	1	2
	Karlskoga	Swe2	15	n/a	0	7	7	3	4	6	2	1	3	2
	Rogle Jr.	Swe-Jr.	17	n/a	11	8	19	7	6	1	0	0	0	2
Sweden Jr. Totals			70	...	17	27	44	...	42	10	5	3	8	8
Sweden U-18 Totals			30	...	22	24	46	...	4

REGULAR SEASON

PLAYOFFS



SPRINGFIELD FALCONS

MassMutual Center / 45 Falcons Way / Springfield, MA 01103

falconsahl.com / p: 413.739.4625 / f: 413.739.3389

DIRECTORY



BRAD LARSEN

Majority Owner Charles E. Pompea
President and General Manager Bruce Landon
Senior Vice President/Alternate Governor Bob Oliver
Head Coach Brad Larsen
Assistant Coach Nolan Pratt
Assistant Coach Jared Bednar
Goaltending Coach Mike Buckley
Vice President of Business Development Chris Thompson
Director of Strategic Sales Don Moorhouse
Director of Broadcasting/Sales Mike Kelly
Manager of Media and Community Relations Eric Levine

Creative Services and
Game Operations Coordinator Mike Mitchell
Marketing and Promotions Coordinator Sarah Pompea
Merchandise Coordinator Alicia Janeczko
Ticket Operations and Fan Services Coordinator Marija Ward
Manager of Ticket Sales Sean West
Account Representative Ted Niemiec
Account Representative Corey Szczebak
Head Athletic Trainer Tom Bourdon
Home Arena MassMutual Center
Capacity 6,789

Brad Larsen was named head coach of the Springfield Falcons, Columbus' American Hockey League affiliate, on May 21, 2012. In his first season behind the bench, Larsen guided the club to a Northeast Division championship with a 45-22-9 record, which was the second-best mark in the AHL during the 2012-13 season and the best record in franchise history. The club also advanced to the second-round of the Calder Cup Playoffs for the first time since 1996-97.

Larsen joined the Falcons as an assistant coach prior to the start of the 2010-11 season, helping the club post a 71-74-5-6 record from 2010-12, following a 13-year playing career. A forward during his playing career, he appeared in 384 career AHL games, registering 96 goals and 120 assists for 216 points with the Hershey Bears, Chicago Wolves and Portland Pirates. He helped lead Chicago to the 2005 Calder Cup Final collecting 11 points in 18 postseason games.

Larsen was also a veteran of 294 career NHL contests, recording 19-29-48 and 134 penalty minutes with the Colorado Avalanche and Atlanta Thrashers. He was the Avalanche's fourth pick, 87th overall, in the 1997 NHL Entry Draft. He split the first seven seasons of his pro career between Colorado and Hershey before being claimed on waivers by Atlanta on February 25, 2004.

Prior to starting his pro career, Larsen played his junior hockey with the Western Hockey League's Swift Current Broncos from 1993-1997. In 238 career WHL games, he totaled 249 points and was named to the 1997 WHL East All Star Team. He was born on June 28, 1977 in Nakusp, British Columbia.

2013-14 SPRINGFIELD FALCONS SCHEDULE

OCT	DAY	OPPONENT	DEC	DAY	OPPONENT	FEB	DAY	OPPONENT
5	Sat.	MANCHESTER	21	Sat.	at Hartford	21	Fri.	at Manchester
12	Sat.	WORCESTER	26	Thu.	ADIRONDACK	22	Sat.	HARTFORD
13	Sun.	at Bridgeport	28	Sat.	BRIDGEPORT	23	Sun.	NORFOLK
18	Fri.	at Providence	29	Sun.	PROVIDENCE			
19	Sat.	at Adirondack	31	Tue.	ST. JOHN'S			
25	Fri.	at Providence				MAR	DAY	OPPONENT
26	Sat.	WORCESTER				1	Sat.	PROVIDENCE
30	Wed.	at Adirondack				2	Sun.	at Worcester
			JAN	DAY	OPPONENT	7	Fri.	at Hartford
			3	Fri.	at Albany	8	Sat.	at Adirondack
			4	Sat.	PROVIDENCE	9	Sun.	at Portland
			7	Tue.	at Albany	14	Fri.	ALBANY
NOV	DAY	OPPONENT	10	Fri.	ALBANY	15	Sat.	PROVIDENCE
1	Fri.	HARTFORD	11	Sat.	at Hershey	21	Fri.	at Worcester
2	Sat.	HARTFORD	12	Sun.	NORFOLK	22	Sat.	MANCHESTER
8	Fri.	ADIRONDACK	17	Fri.	at Portland	23	Sun.	ST. JOHN'S
10	Sun.	WB-SCRANTON	18	Sat.	PROVIDENCE	26	Wed.	ADIRONDACK
15	Fri.	Bridgeport	20	Mon.	ADIRONDACK	28	Fri.	at Hartford
16	Sat.	at Portland	24	Fri.	at Portland	29	Sat.	at Adirondack
22	Fri.	ALBANY	25	Sat.	BRIDGEPORT			
23	Sat.	HARTFORD	26	Sun.	PORTLAND			
24	Sun.	at Providence	31	Fri.	at Worcester	APR	DAY	OPPONENT
29	Fri.	at Manchester				1	Tue.	at Bridgeport
30	Sat.	PORTLAND				4	Fri.	at St. John's
			FEB	DAY	OPPONENT	5	Sat.	at St. John's
			1	Sat.	at Bridgeport	11	Fri.	PORTLAND
			4	Tue.	ALBANY	12	Sat.	HERSHEY
4	Wed.	at Albany	7	Fri.	SYRACUSE	13	Sun.	at Bridgeport
7	Sat.	HARTFORD	8	Sat.	at SYRACUSE	18	Fri.	at Hartford
8	Sun.	at Hartford	9	Sun.	at Providence	19	Sat.	at Albany
11	Wed.	at WB-Scranton	14	Fri.	HARTFORD			
13	Fri.	at Norfolk	15	Sat.	BRIDGEPORT			
14	Sat.	at Norfolk	16	Sun.	WORCESTER			
20	Fri.	at Providence						

FINAL AHL STANDINGS

EASTERN CONFERENCE

ATLANTIC	GP	W	L	OTL	SOL	GF	GA	PTS
PROVIDENCE (BOS)	76	50	21	0	5	222	183	105
PORTLAND (PHX)	76	41	30	3	2	230	233	87
MANCHESTER (LA)	76	37	32	3	4	219	209	81
WORCESTER (SJ)	76	31	34	4	7	191	228	73
ST. JOHN'S (WPG)	76	32	36	3	5	195	237	72

NORTHEAST	GP	W	L	OTL	SOL	GF	GA	PTS
SPRINGFIELD (CBJ)	76	45	22	5	4	235	186	99
CONNECTICUT (NYR)	76	35	32	6	3	213	222	79
BRIDGEPORT (NYI)	76	32	32	7	5	218	242	76
ALBANY (NJ)	76	31	32	1	12	193	225	75
ADIRONDACK (PHI)	76	31	38	3	4	187	223	69

EAST	GP	W	L	OTL	SOL	GF	GA	PTS
SYRACUSE (TB)	76	43	22	6	5	247	201	97
BINGHAMTON (OTT)	76	44	24	1	7	227	188	96
WB-SCRANTON (PIT)	76	42	30	2	2	185	178	88
HERSHEY (WSH)	76	36	31	3	6	204	196	81
NORFOLK (ANA)	76	37	34	4	1	188	207	79

WESTERN CONFERENCE

ATLANTIC	GP	W	L	OTL	SOL	GF	GA	PTS
TORONTO (TOR)	76	43	23	3	7	237	199	96
ROCHESTER (BUF)	76	43	29	3	1	234	209	90
LAKE ERIE (COL)	76	35	31	3	7	211	220	80
ABBOTSFORD (CGY)	76	34	32	4	6	171	198	78
HAMILTON (MTL)	76	29	41	1	5	159	228	64

NORTHEAST	GP	W	L	OTL	SOL	GF	GA	PTS
GRAND RAPIDS (DET)	76	42	26	4	4	234	205	92
MILWAUKEE (NSH)	76	41	28	4	3	197	200	89
ROCKFORD (CHI)	76	42	31	2	1	246	225	87
CHICAGO (VAN)	76	37	30	5	4	204	207	83
PEORIA (STL)	76	33	35	5	3	183	218	74

EAST	GP	W	L	OTL	SOL	GF	GA	PTS
TEXAS (DAL)	76	43	22	5	6	235	201	97
CHARLOTTE (CAR)	76	42	26	4	4	226	202	92
OKLAHOMA CITY (EDM)	76	40	25	2	9	240	228	91
HOUSTON (MIN)	76	40	26	5	5	212	199	90
SAN ANTONIO (FLA)	76	29	38	2	7	195	241	67

SPRINGFIELD FALCONS

2012-13 FINAL STATISTICS

NO.	PLAYER	POS	GP	G	A	PTS	+/-	PIM	PP	PPA	SH	SHA	GW	FG	OT	EN	SHOTS	%
22	J. Audy-Marchessault	LW	74	21	46	67	20	65	9	14	0	0	2	2	0	0	233	9
10	Nick Drazenovic	C	62	17	36	53	10	30	9	20	0	2	6	5	0	0	150	11.3
12	Ryan Craig	LW	75	20	27	47	0	71	12	14	2	1	4	4	0	1	102	19.6
11	Spencer Machacek	STJ RW	57	11	14	25	-23	45	5	6	1	1	3	1	0	0	134	8.2
		SPR	18	5	9	14	1	13	1	5	0	0	1	1	0	0	31	16.1
		TOT	75	16	23	39	-22	58	6	11	1	1	4	2	0	0	165	9.7
5	Nick Holden	D	73	9	30	39	24	58	4	12	1	0	3	0	0	0	115	7.8
13	Cam Atkinson	RW	33	17	21	38	7	14	6	12	1	0	5	4	0	1	115	14.8
9	Ryan Johansen	C	40	17	16	33	11	20	3	5	0	0	3	4	0	1	95	17.9
16	Michael Chaput	C	73	13	19	32	-2	57	3	3	0	0	1	2	0	1	102	12.7
7	Blake Parlett	CON D	67	6	22	28	8	85	1	5	0	1	1	0	0	0	72	8.3
		SPR	9	2	2	4	1	8	2	0	0	0	1	0	0	0	10	20
		TOT	76	8	24	32	9	93	3	5	0	1	2	0	0	0	82	9.8
17	Sean Collins	LW	64	11	20	31	15	24	1	7	0	0	0	2	0	0	105	10.5
6	David Savard	D	60	5	26	31	12	40	2	10	1	1	0	0	0	1	104	4.8
3	Tim Erixon	D	40	5	24	29	9	38	2	8	0	0	2	2	0	0	80	6.3
18	Matthew Ford	ADK RW	35	4	9	13	-5	16	2	5	0	0	0	1	0	0	76	5.3
		SPR	18	5	6	11	2	14	0	2	0	0	0	1	0	0	36	13.9
		TOT	53	9	15	24	-3	30	2	7	0	0	0	2	0	0	112	8
24	Andrew Joudrey	C	73	9	13	22	-1	26	1	4	2	1	0	1	0	1	73	12.3
11	Matt Calvert	LW	34	10	11	21	11	39	4	5	1	0	1	3	0	0	76	13.2
18	Tomas Kubalik	RW	54	14	6	20	10	50	3	3	0	0	0	1	0	0	94	14.9
20	Ryan Russell	RW	62	10	6	16	-8	16	0	0	0	0	2	2	0	0	98	10.2
27	Cody Goloubef	D	38	5	8	13	9	49	1	1	0	0	0	2	0	0	49	10.2
39	Wade MacLeod	LW	20	4	7	11	-4	14	2	4	0	0	2	1	0	0	59	6.8
14	Jake Hansen	C	46	4	5	9	0	26	0	0	0	0	1	1	0	0	41	9.8
7	John Moore	D	24	3	6	9	14	10	1	1	0	0	0	1	0	0	69	4.3
33	Dalton Smith	LW	67	3	6	9	4	128	0	0	0	0	1	1	0	0	59	5.1
4	Dalton Prout	D	40	1	8	9	4	73	0	0	0	0	0	0	0	0	42	2.4
28	Scott Howes	LW	12	5	2	7	5	8	2	0	0	0	1	1	0	0	19	26.3
38	Trent Vogelhuber	RW	27	4	3	7	1	14	0	0	1	0	1	2	0	0	33	12.1
26	Cody Bass	RW	18	2	5	7	4	54	0	0	0	1	0	0	0	0	25	8
8	Will Weber	D	58	2	3	5	8	82	0	0	0	0	0	0	0	0	45	4.4
34	Mike Banwell	WOR D	19	1	2	3	-3	15	0	0	0	0	0	0	0	0	25	4
		SPR	19	0	2	2	-7	30	0	0	0	0	0	0	0	0	33	0
		TOT	38	1	4	5	-10	45	0	0	0	0	0	0	0	0	58	1.7
36	Boone Jenner	C	5	3	1	4	1	0	1	1	0	0	1	1	0	0	14	21.4
15	Nathan Moon	C	14	2	2	4	2	8	0	0	0	0	0	1	0	0	17	11.8
25	Theo Ruth	D	43	0	4	4	-12	25	0	0	0	0	0	0	0	0	25	0
32	Alex Aleardi	RW	3	1	1	2	1	5	1	0	0	0	1	0	0	0	6	16.7
21	Tim Spencer	LW	20	0	2	2	-3	17	0	0	0	0	0	0	0	0	10	0
40	Bryan Helmer	D	24	0	2	2	8	19	0	0	0	0	0	0	0	0	18	0
37	Thomas Larkin	D	7	1	0	1	-3	2	0	0	0	0	1	1	0	0	8	12.5
37	Chris Reed	D	1	0	0	0	0	0	0	0	0	0	0	0	0	0	0	0
15	Chris Collins	LW	4	0	0	0	-3	0	0	0	0	0	0	0	0	0	10	0
29	Austin Madaisky	D	6	0	0	0	1	2	0	0	0	0	0	0	0	0	7	0
36	Patrick Cullity	D	7	0	0	0	1	12	0	0	0	0	0	0	0	0	3	0
19	Greg Amadio	D	8	0	0	0	-3	53	0	0	0	0	0	0	0	0	1	0
31	Paul Dainton	G	10	0	0	0	0	2	0	0	0	0	0	0	0	0	2	0
35	Allen York	G	19	0	0	0	0	2	0	0	0	0	0	0	0	0	0	0
30	Curtis McElhinney	G	49	0	0	0	0	0	0	0	0	0	0	0	0	0	0	0
	BENCH		76	5				30									5	
	TOTALS		76	235	385	615	150	1248	70	131	9	6	40	46	0	6	2219	.104

NO.	GOALIE	GP	MINS	W	L	SL	SO	EN	GA	GAA	SOGP	SOW	SL	SOGA	SO%	SVS	SV%
31	Paul Dainton	10	527:09	3	5	1	0	1	20	2.28	2	1	1	5	.583	247	.925
30	Curtis McElhinney	49	2926:26	29	16	3	9	1	113	2.32	5	2	3	8	.680	1349	.923
35	Allen York	19	1130:22	13	6	0	0	2	45	2.39	2	2	0	0	1.000	439	.907
	Empty Net		32:55						4								
	TOTALS	76	4616:52	45	27	4	9	4	182	2.37	9	5	4	13	.717	2035	.911



EVANSVILLE ICEMEN

Ford Center / 530 Main St. / Evansville, IN 47708

evansvilleicemen.com / p: 812.421.4625 / f: 812.463.6142

DIRECTORY



JEFF PYLE

Head Coach	Jeff Pyle
Athletic Trainer	Brian Patafie
Equipment Manager	Ross Hoerman
Media Relations	Derick Benigni
Home Arena	Ford Center
Capacity	9,100

2012-13 FINAL STATISTICS

PLAYER	GP	G	A	PTS	+/-	PIM	PPG	SHG	PT/G	PIMPG	SOG
Todd Robinson	57	7	61	68	-35	32	0	0	1.19	0.56	136
Dylan Clarke	66	25	27	52	-11	54	3	0	0.79	0.82	195
Josh Beaulieu	56	22	30	52	-15	68	11	0	0.93	1.21	162
Kevin R. Baker	50	22	17	39	-12	34	8	0	0.78	0.68	177
Jason Dale	70	16	23	39	-9	37	2	2	0.56	0.53	145
Daniel Tetrault	68	14	24	38	-15	71	6	0	0.56	1.04	138
Nathan Moon	46	16	19	35	-14	98	6	1	0.76	2.13	101
Patrick Kennedy	61	10	23	33	-7	49	1	1	0.54	0.80	132
Trent Vogelhuber	34	6	10	16	3	20	1	2	0.47	0.59	56
Matt Gens	33	3	13	16	-17	77	2	1	0.48	2.33	79
Jake Obermeyer	44	3	11	14	-10	50	0	0	0.32	1.14	84
Aaron Gens	28	2	10	12	-2	49	0	0	0.43	1.75	45
Oliver Gabriel	20	5	5	10	0	0	0	0	0.5	0.00	59
Dan Gendur	19	4	6	10	-9	18	2	0	0.53	0.95	50
Dale Mahovsky	24	5	4	9	-14	26	1	0	0.38	1.08	41
Matt Schepke	22	4	5	9	-11	15	1	0	0.41	0.68	61
Cody Beach	24	2	7	9	-8	81	1	0	0.38	3.38	32
Anthony Nigro	19	3	5	8	-10	6	1	0	0.42	0.32	40
Adam Pleskach	10	1	7	8	-3	6	1	0	0.80	0.60	30
Wade MacLeod	5	6	1	7	2	2	2	0	1.40	0.40	21
S. Wannstrom	14	6	1	7	2	12	1	0	0.50	0.86	35
Brett Sonne	7	3	4	7	-1	2	2	0	1.00	0.29	23
Stefan Della Rovere	12	2	5	7	-3	36	1	0	0.58	3.00	33
Austin Madaisky	11	2	4	6	-6	2	1	0	0.55	0.18	29
Matt Krug	25	2	4	6	-9	86	0	0	0.24	3.44	39
D. Ste-Marie	27	2	4	6	-14	8	0	0	0.22	0.30	38
Jim McKenzie	12	1	5	6	-3	60	0	0	0.50	5.00	11
Colin Reddin	18	1	5	6	-15	16	0	0	0.33	0.89	22
Tyler Shattock	3	3	2	5	2	2	0	0	1.67	0.67	13
Donnie Harris	34	2	3	5	-11	14	0	0	0.15	0.41	39
Dustin Hopfner	12	1	3	4	-9	10	0	0	0.33	0.83	14
Philippe Plante	27	1	3	4	-17	8	1	0	0.15	0.30	25
Brett Ponich	13	1	2	3	3	26	0	0	0.23	2.00	12
Anton Blomqvist	36	1	2	3	-14	46	0	0	0.08	1.28	25
Chris Forfar	3	0	3	3	2	0	0	0	1.00	0.00	9

GOALTENDER	GP	MIN	GA	SO	GAA	W	L	OTL	SOL	SA	SVS	SV%
Allen York	5	265	12	0	2.72	3	1	0	1	148	136	.919
Paul Karpowich	25	1320	72	1	3.27	7	13	1	1	718	646	.900
Rob Madore	13	752	43	0	3.43	4	8	0	0	416	373	.897
Paul Dainton	23	1270	83	0	3.92	8	11	1	1	697	614	.881
James Reid	15	859	57	0	3.98	4	8	1	1	476	419	.880
Kevin Moore	1	3	0	0	0.00	0	0	0	0	2	2	1.000

2013-14 SCHEDULE

OCT	OPPONENT	JAN	OPPONENT
19	KALAMAZOO	18	SOUTH CAROLINA
26	at Kalamazoo	20	KALAMAZOO
27	FORT WAYNE	24	GREENVILLE
		25	GREENVILLE
		31	READING
NOV	OPPONENT		
1	CINCINNATI		
3	TOLEDO	FEB	OPPONENT
6	FORT WAYNE	1	READING
8	at South Carolina	7	ELMIRA
9	at South Carolina	8	ELMIRA
15	ORLANDO	9	CINCINNATI
16	ORLANDO	14	at Elmira
19	at Cincinnati	15	at Reading
22	CINCINNATI	16	at Reading
23	at Toledo	19	CINCINNATI
24	FORT WAYNE	21	at Greenville
28	at Gwinnett	22	at South Carolina
29	at Gwinnett	25	at Gwinnett
		28	CINCINNATI
DEC	OPPONENT		
1	at Gwinnett	MAR	OPPONENT
5	TOLEDO	1	at Cincinnati
6	at Cincinnati	2	FORT WAYNE
7	TOLEDO	5	at Cincinnati
13	at Toledo	7	at Elmira
14	at Toledo	8	at Reading
15	at Fort Wayne	9	at Reading
18	TOLEDO	14	ORLANDO
20	at Wheeling	15	ORLANDO
21	at Wheeling	16	FLORIDA
27	CINCINNATI	18	FLORIDA
28	FORT WAYNE	21	WHEELING
31	GWINNETT	22	READING
		26	at Florida
		28	at Orlando
		29	at Orlando
JAN	OPPONENT		
3	FORT WAYNE		
4	at Fort Wayne		
7	TOLEDO	APR	OPPONENT
9	at Greenville	4	at Wheeling
10	at Greenville	5	at Elmira
12	at Greenville	11	at Fort Wayne
14	GWINNETT	12	at Kalamazoo

In the Nation, we join the battle.



We put members first, because we don't have shareholders.SM And like our members, we value being part of the community. That's why Nationwide Insurance[®] is proud to support the Columbus Blue Jackets.



JOIN THE NATION 

Official Insurance Provider of the Columbus Blue Jackets

Nationwide Mutual Insurance Company. Columbus, OH. Not all Nationwide affiliated companies are mutual companies, and not all Nationwide members are insured by a mutual company. Nationwide Insurance, Join the Nation design, We put members first, because we don't have shareholders, the Nationwide framemark and the N & Eagle design are service marks of Nationwide Mutual Insurance Company. Trademarks of The Columbus Blue Jackets are used with permission.



★ **COLUMBUS BLUE JACKETS** ★
SEASON IN REVIEW



FINAL NHL STANDINGS/LEADERS

EASTERN CONFERENCE

NORTHEAST	RK	GP	W	L	OT	GF	GA	PTS
MONTREAL	2	48	29	14	5	149	126	63
BOSTON	4	48	28	14	6	131	109	62
TORONTO	5	48	26	17	5	145	133	57
OTTAWA	7	48	25	17	6	116	104	56
BUFFALO	12	48	21	21	6	125	143	48
ATLANTIC	RK	GP	W	L	OT	GF	GA	PTS
PITTSBURGH	1	48	36	12	0	165	119	72
NY RANGERS	6	48	26	18	4	130	112	56
NY ISLANDERS	8	48	24	17	7	139	139	55
PHILADELPHIA	10	48	23	22	3	133	141	49
NEW JERSEY	11	48	19	19	10	112	129	48
SOUTHEAST	RK	GP	W	L	OT	GF	GA	PTS
WASHINGTON	3	48	27	18	3	149	130	57
WINNIPEG	9	48	24	21	3	128	144	51
CAROLINA	13	48	19	25	4	128	160	42
TAMPA BAY	14	48	18	26	4	148	150	40
FLORIDA	15	48	15	27	6	112	171	36

WESTERN CONFERENCE

CENTRAL	RK	GP	W	L	OT	GF	GA	PTS
CHICAGO	1	48	36	7	5	155	102	77
ST. LOUIS	4	48	29	17	2	129	115	60
DETROIT	7	48	24	16	8	124	115	56
COLUMBUS	9	48	24	17	7	120	119	55
NASHVILLE	14	48	16	23	9	111	139	41
PACIFIC	RK	GP	W	L	OT	GF	GA	PTS
ANAHEIM	2	48	30	12	6	140	118	66
LOS ANGELES	5	48	27	16	5	133	118	59
SAN JOSE	6	48	25	16	7	124	116	57
PHOENIX	10	48	21	18	9	125	131	51
DALLAS	11	48	22	22	4	130	142	48
NORTHWEST	RK	GP	W	L	OT	GF	GA	PTS
VANCOUVER	3	48	26	15	7	127	121	59
MINNESOTA	8	48	26	19	3	122	127	55
EDMONTON	12	48	19	22	7	125	134	45
CALGARY	13	48	19	25	4	128	160	42
COLORADO	15	48	16	25	7	116	152	39

2012-13 NHL LEADERS

INDIVIDUAL SCORING LEADERS

PLAYER	TEAM	GP	G	A	P	+/-	PIM	PP	SH	GW	S	S%
MARTIN ST LOUIS	TB	48	17	43	60	0	14	3	0	2	112	15.2
STEVEN STAMKOS	TB	48	29	28	57	4-	32	10	0	2	157	18.5
ALEX OVECHKIN	WSH	48	32	24	56	2	36	16	0	4	220	14.5
SIDNEY CROSBY	PIT	36	15	41	56	26	16	3	0	1	124	12.1
PATRICK KANE	CHI	47	23	32	55	11	8	8	0	3	138	16.7
ERIC STAAL	CAR	48	18	35	53	5	54	3	1	4	152	11.8
CHRIS KUNITZ	PIT	48	22	30	52	30	39	9	0	5	113	19.5
PHIL KESSEL	TOR	48	20	32	52	3-	18	6	0	4	161	12.4
TAYLOR HALL	EDM	45	16	34	50	5	33	4	0	4	154	10.4
RYAN GETZLAF	ANA	44	15	34	49	14	41	4	3	3	99	15.2
PAVEL DATSYUK	DET	47	15	34	49	21	14	8	0	6	107	14.0
MIKE RIBEIRO	WSH	48	13	36	49	4-	53	6	0	1	63	20.6
JONATHAN TOEWS	CHI	47	23	25	48	28	27	2	2	5	143	16.1
CLAUDE GIROUX	PHI	48	13	35	48	7-	22	6	1	2	137	9.5
HENRIK ZETTERBERG	DET	46	11	37	48	2	18	4	2	5	173	6.4
NICKLAS BACKSTROM	WSH	48	8	40	48	8	20	3	0	1	82	9.8
JOHN TAVARES	NYI	48	28	19	47	2-	18	9	0	5	162	17.3
JAKUB VORACEK	PHI	48	22	24	46	7-	35	8	0	3	129	17.1
ANDREW LADD	WPG	48	18	28	46	10	22	3	0	4	121	14.9
HENRIK SEDIN	VAN	48	11	34	45	19	24	1	1	1	70	15.7
DEREK STEPAN	NYR	48	18	26	44	25	12	4	1	6	108	16.7
NAZEM KADRI	TOR	48	18	26	44	15	23	5	0	1	107	16.8
MATT MOULSON	NYI	47	15	29	44	3-	4	8	0	0	154	9.7
ALEXANDER SEMIN	CAR	44	13	31	44	14	46	4	0	1	150	8.7

DEFENSEMEN SCORING LEADERS

PLAYER	TEAM	GP	G	A	P	+/-	PIM	PP	SH	GW	S	S%
P.K. SUBBAN	MON	42	11	27	38	12	57	7	0	0	126	8.7
KRIS LETANG	PIT	35	5	33	38	16	8	1	0	1	95	5.3
RYAN SUTER	MIN	48	4	28	32	2	24	3	0	1	91	4.4
ANDREI MARKOV	MTL	48	10	20	30	9-	14	8	0	4	79	12.7
KEITH YANDLE	PHX	48	10	20	30	4	54	5	0	3	130	7.7
KIMMO TIMONEN	PHI	45	5	24	29	3	36	3	0	1	78	6.4
NIKLAS KRONWALL	DET	48	5	24	29	5-	44	2	0	2	67	7.5
CODY FRANSON	TOR	45	4	25	29	4	8	3	0	0	70	5.7
DION PHANEUF	TOR	48	9	19	28	4-	65	3	0	1	88	10.2
SHEA WEBER	NSH	48	9	19	28	2-	48	3	0	1	124	7.3
DUSTIN BYFUGLIEN	WPG	43	8	20	28	1-	34	4	0	2	142	5.6
BRIAN CAMPBELL	FLA	48	8	19	27	22-	12	6	0	2	70	11.4
JUSTIN SCHULTZ	EDM	48	8	19	27	17-	8	4	0	3	85	9.4
MARK STREIT	NYI	48	6	21	27	14-	22	3	0	1	83	7.2
SERGEI GONCHAR	OTT	45	3	24	27	4	26	2	0	3	85	3.5
DUNCAN KEITH	CHI	47	3	24	27	16	31	2	0	0	91	3.3
ALEX GOLIGOSKI	DAL	47	3	24	27	4	18	0	0	0	80	3.8
MIKE GREEN	WSH	35	12	14	26	3-	20	4	0	2	96	12.5
SLAVA VOYNOV	LAK	48	6	19	25	5	14	1	0	2	79	7.6

GOALS

PLAYER	TEAM	GP	G
A. OVECHKIN	WAS	48	32
S. STAMKOS	TB	48	29
J. TAVARES	NYI	48	28
J. CARTER	LAK	48	26
J. TOEWS	CHI	47	23
P. KANE	CHI	47	23
J. TLUSTY	CAR	48	23
C. KUNITZ	PIT	48	22
J. VORACEK	PHI	48	22
J. NEAL	PIT	40	21
R. NASH	NYR	44	21
L. COUTURE	SJ	48	21
T. VANEK	BUF	38	20
P. DUPUIS	PIT	48	20
P. KESSEL	TOR	48	20
T. BROUWER	WAS	47	19
B. WHEELER	WPG	48	19

ASSISTS

PLAYER	TEAM	GP	A
M. ST. LOUIS	TB	48	43
S. CROSBY	PIT	36	41
N. BACKSTROM	WAS	48	40
H. ZETTERBERG	DET	46	37
M. RIBEIRO	WAS	48	36
E. STAAL	CAR	48	35
C. GIROUX	PHI	48	35
R. GETZLAF	ANA	44	34
T. HALL	EDM	45	34
P. DATSYUK	DET	47	34
H. SEDIN	VAN	48	34
K. LETANG	PIT	35	33
J. THORNTON	SJ	48	33
A. KOPITAR	LAK	47	32
P. KANE	CHI	47	32
P. KESSEL	TOR	48	32
A. SEMIN	CAR	44	31

+/- RATING

PLAYER	TEAM	GP	+/-
P. DUPUIS	PIT	48	31
C. KUNITZ	PIT	48	30
J. TOEWS	CHI	47	28
S. CROSBY	PIT	36	26
D. STEPAN	NYR	48	25
P. BERGERON	BOS	42	24
T. SEGUIN	BOS	48	23
B. MARCHAND	BOS	45	23
P. DATSYUK	DET	47	21
M. HOSSA	CHI	40	20
S. SOURAY	ANA	44	19
F. BEAUCHEMIN	ANA	48	19
H. SEDIN	VAN	48	19

POWER PLAY POINTS

PLAYER	TEAM	GP	PPP
M. RIBEIRO	WAS	48	27
A. OVECHKIN	WAS	48	27
P.K. SUBBAN	MTL	42	26
H. ZETTERBERG	DET	46	23
A. MARKOV	MTL	48	23
J. THORNTON	SJ	48	21
C. GIROUX	PHI	48	21
P. KESSEL	TOR	48	21
M. ST. LOUIS	TB	48	20
E. MALKIN	PIT	31	18
N. BACKSTROM	WAS	48	18
S. STAMKOS	TB	48	18

POWER PLAY GOALS

PLAYER	TEAM	GP	PPG
A. OVECHKIN	WAS	48	16
S. STAMKOS	TB	48	10
T. VANEK	BUF	38	9
J. NEAL	PIT	40	9
C. KUNITZ	PIT	48	9
J. TAVARES	NYI	48	9
M. RYDER	DAL-MTL	46	8
D. BROWN	LAK	46	8
P. DATSYUK	DET	47	8
M. MOULSON	NYI	47	8
P. KANE	CHI	47	8
A. MARKOV	MTL	48	8
J. CARTER	LAK	48	8
J. VORACEK	PHI	48	8

POWER PLAY ASSISTS

PLAYER	TEAM	GP	PPA
M. RIBEIRO	WAS	48	21
P.K. SUBBAN	MTL	42	19
H. ZETTERBERG	DET	46	19
J. THORNTON	SJ	48	19
M. ST. LOUIS	TB	48	17
A. KOPITAR	LAK	47	16
A. MARKOV	MTL	48	15
C. GIROUX	PHI	48	15
P. KESSEL	TOR	48	15
N. BACKSTROM	WAS	48	15

SHORTHANDED POINTS

PLAYER	TEAM	GP	SHP
I. KOVALCHUK	NJ	37	4
L. STEMPNIAK	CGY	47	4
D. STEPAN	NYR	48	4
G. LANDESKOG	COL	36	3
A. HENRIQUE	NJ	42	3
R. GETZLAF	ANA	44	3
R. CARTER	NJ	44	3
R. CALLAHAN	NYR	45	3
P. DATSYUK	DET	47	3
J. TOEWS	CHI	47	3

SHORTHANDED GOALS

PLAYER	TEAM	GP	SHG
I. KOVALCHUK	NJ	37	4
G. LANDESKOG	COL	36	3
R. GETZLAF	ANA	44	3
A. HENRIQUE	NJ	42	2
R. CALLAHAN	NYR	45	2
B. MARCHAND	BOS	45	2
H. ZETTERBERG	DET	46	2
D. PAILLE	BOS	46	2
M. LETESTU	CBJ	46	2
J. TOEWS	CHI	47	2
A. COGLIANO	ANA	48	2
P. BERGLUND	STL	48	2

SHORTHANDED ASSISTS

PLAYER	TEAM	GP	SHA
L. STEMPNIAK	CGY	47	4
P. DATSYUK	DET	47	3
D. STEPAN	NYR	48	3
D. ZUBRUS	NJ	22	2
E. ETEM	ANA	38	2
R. CARTER	NJ	44	2
J. BOUWMEESTER	CGY-STL	47	2
R. PEVERLEY	BOS	47	2
S. OTT	BUF	48	2
S. GAGNER	EDM	48	2

GAME-WINNING GOALS

PLAYER	TEAM	GP	GWG
J. CARTER	LAK	48	8
M. HOSSA	CHI	40	6
J. NEAL	PIT	40	6
P. DATSYUK	DET	47	6
D. STEPAN	NYR	48	6

SHOTS

PLAYER	TEAM	GP	S
A. OVECHKIN	WAS	48	220
E. KANE	WPG	48	190
Z. PARISE	MIN	48	182
D. CLARKSON	NJ	48	180
R. NASH	NYR	44	176

SHOOTING PERCENTAGE

PLAYER	TEAM	GP	G	S	%
P. BERGLUND	STL	48	17	74	23.0
G. BOURQUE	NSH	34	11	50	22.0
B. MORROW	DAL-PIT	44	12	55	21.8
N. YAKUPOV	EDM	48	17	81	21.0
M. RIBEIRO	WAS	48	13	63	20.6

* MINIMUM 48 SHOTS

INDIVIDUAL ROOKIE LEADERS

GOALS

PLAYER	TEAM	GP	G
N. YAKUPOV	EDM	48	17
B. GALLAGHER	MTL	44	15
J. HUBERDEAU	FLA	48	14
C. CONACHER	TB-OTT	47	11
B. SAAD	CHI	46	10
J. SILFVERBERG	OTT	48	10
A. GALCHENYUK	MTL	48	9
C. COYLE	MIN	37	8
V. TARASENKO	STL	38	8
J. SCHULTZ	EDM	48	8
A. KILLORN	TB	38	7
A. ROUSSEL	DAL	39	7
M. ZIBANEJAD	OTT	42	7
J. MUZZIN	LAK	45	7
J. SCHWARTZ	STL	45	7

ASSISTS

PLAYER	TEAM	GP	A
J. SCHULTZ	EDM	48	19
C. CONACHER	TB-OTT	47	18
A. GALCHENYUK	MTL	48	18
B. SAAD	CHI	46	17
J. HUBERDEAU	FLA	48	17
P. WIERCIOCH	OTT	42	14
N. YAKUPOV	EDM	48	14
M. ZIBANEJAD	OTT	42	13
B. GALLAGHER	MTL	44	13
M. FOLIGNO	BUF	47	13
A. KILLORN	TB	38	12
B. BENNETT	PIT	26	11
T. BARRIE	COL	32	11
V. TARASENKO	STL	38	11
D. HAMILTON	BOS	42	11

+/- RATING

PLAYER	TEAM	GP	+/-
B. SAAD	CHI	46	17
J. MUZZIN	LAK	45	16
D. PROUT	CBJ	28	15
A. GALCHENYUK	MTL	48	14
B. GALLAGHER	MTL	44	10
T. HICKEY	NYI	39	9
SIMON DESPRES	PIT	33	9
P. WIERCIOCH	OTT	42	9
J. SILFVERBERG	OTT	48	9
M. ZIBANEJAD	OTT	42	9
E. ETEM	ANA	38	7
B. BENNETT	PIT	26	7
B. FLYNN	BUF	26	6

POWER PLAY POINTS

PLAYER	TEAM	GP	PPP
J. SCHULTZ	EDM	48	15
P. WIERCIOCH	OTT	42	10
N. YAKUPOV	EDM	48	10
J. HUBERDEAU	FLA	48	9
J. MUZZIN	LAK	45	7
B. BENNETT	PIT	26	5
T. BARRIE	COL	32	5
M. IRWIN	SJ	38	5
V. TARASENKO	STL	38	5

POWER PLAY GOALS

PLAYER	TEAM	GP	PPG
N. YAKUPOV	EDM	48	6
M. IRWIN	SJ	38	4
J. SCHULTZ	EDM	48	4
V. TARASENKO	STL	38	3
P. WIERCIOCH	OTT	42	3
M. ZIBANEJAD	OTT	42	3
B. GALLAGHER	MTL	44	3
J. MUZZIN	LAK	45	3

POWER PLAY ASSISTS

PLAYER	TEAM	GP	PPA
J. SCHULTZ	EDM	48	11
P. WIERCIOCH	OTT	42	7
J. HUBERDEAU	FLA	48	7
B. BENNETT	PIT	26	4
T. BARRIE	COL	32	4
J. MUZZIN	LAK	45	4
N. YAKUPOV	EDM	48	4

SHORTHANDED POINTS

PLAYER	TEAM	GP	SHP
E. ETEM	ANA	38	2
B. STREET	CGY	6	1
Z. REDMOND	WPG	8	1
B. FLYNN	BUF	26	1
D. SHORE	FLA	43	1
B. SAAD	CHI	46	1
M. FOLIGNO	BUF	47	1
J. SILFVERBERG	OTT	48	1

SHORTHANDED GOALS

PLAYER	TEAM	GP	SHG
Z. REDMOND	WPG	8	1
B. FLYNN	BUF	26	1
D. SHORE	FLA	43	1
B. SAAD	CHI	46	1
J. SILFVERBERG	OTT	48	1

SHORTHANDED ASSISTS

PLAYER	TEAM	GP	SHA
E. ETEM	ANA	38	2
B. STREET	CGY	6	1
M. FOLIGNO	BUF	47	1

GAME-WINNING GOALS

PLAYER	TEAM	GP	GWG
L. KOMAROV	TOR	42	3
B. GALLAGHER	MTL	44	3
C. CONACHER	TB-OTT	47	3
J. SCHULTZ	EDM	48	3

SHOTS

PLAYER	TEAM	GP	S
J. SILFVERBERG	OTT	48	134
B. GALLAGHER	MTL	44	117
J. HUBERDEAU	FLA	48	112
B. SAAD	CHI	46	98
D. SHORE	FLA	43	96

SHOOTING PERCENTAGE

PLAYER	TEAM	GP	G	S	S%
N. YAKUPOV	EDM	48	17	81	21.0
C. CONACHER	TB-OTT	47	11	67	16.4
C. COYLE	MIN	37	8	50	16.0
J. SCHWARTZ	STL	45	7	50	14.0
B. GALLAGHER	MTL	44	15	117	12.8

* MINIMUM 48 SHOTS

GOALS AGAINST AVERAGE

GOALTENDER	TEAM	GPI	MINS	GA	GAA
C. ANDERSON	OTT	24	1421	40	1.69
J. BERNIER	LAK	14	768	24	1.88
C. CRAWFORD	CHI	30	1761	57	1.94
R. EMERY	CHI	21	1116	36	1.94
S. BOBROVSKY	CBJ	38	2219	74	2.00
T. RASK	BOS	36	2104	70	2.00
H. LUNDQVIST	NYR	43	2575	88	2.05
C. SCHNEIDER	VAN	30	1733	61	2.11
J. HOWARD	DET	42	2445	87	2.13
J. HALAK	STL	16	812	29	2.14

WINS

GOALTENDER	TEAM	GPI	MINS	W	L	OT
N. BACKSTROM	MIN	42	2368	24	15	3
H. LUNDQVIST	NYR	43	2575	24	16	3
A. NIEMI	SJ	43	2581	24	12	6
M. FLEURY	PIT	33	1858	23	8	0
B. HOLTBY	WAS	36	2089	23	12	1
E. NABOKOV	NYI	41	2475	23	11	7
S. BOBROVSKY	CBJ	38	2219	21	11	6
J. HOWARD	DET	42	2445	21	13	7
C. PRICE	MTL	39	2249	21	13	4
O. PAVELEC	WPG	44	2552	21	20	3

SAVE PERCENTAGE

GOALTENDER	TEAM	GPI	MINS	GA	SA	SV%	W	L	OT
C. ANDERSON	OTT	24	1421	40	677	.941	12	9	2
S. BOBROVSKY	CBJ	38	2219	74	1084	.932	21	11	6
T. RASK	BOS	36	2104	70	980	.929	19	10	5
C. SCHNEIDER	VAN	30	1733	61	835	.927	17	9	4
H. LUNDQVIST	NYR	43	2575	88	1190	.926	24	16	3
C. CRAWFORD	CHI	30	1761	57	769	.926	19	5	5
A. NIEMI	SJ	43	2581	93	1220	.924	24	12	6
J. REIMER	TOR	33	1856	76	995	.924	19	8	5
J. HOWARD	DET	42	2445	87	1129	.924	21	13	7
J. LABARBERA	PHX	15	726	32	418	.923	4	6	2

SHUTOUTS

GOALTENDER	TEAM	GPI	MINS	SO	W	L	OT
C. SCHNEIDER	VAN	30	1733	5	17	9	4
M. SMITH	PHX	34	1956	5	15	12	5
T. RASK	BOS	36	2104	5	19	10	5
P. RINNE	NSH	43	2444	5	15	16	8
J. HOWARD	DET	42	2446	5	21	13	7
V. FASTH	ANA	25	1428	4	15	6	2
J. REIMER	TOR	33	1856	4	19	8	5
B. HOLTBY	WAS	36	2089	4	23	12	1
S. BOBROVSKY	CBJ	38	2219	4	21	11	6
A. NIEMI	SJ	43	2581	4	24	12	6

NHL TEAM RANKINGS

GOALS FOR

RK	TEAM	TOTAL	GF/G
1	PIT	162	3.38
2	CHI	149	3.10
3	TB	147	3.06
4	WSH	146	3.04
5	MTL	146	3.04
6	TOR	145	3.02
7	NYI	138	2.81
8	ANA	134	2.79
9	PHI	132	2.75
10	LAK	131	2.73
11	CGY	128	2.67
12	DAL	128	2.67
13	CAR	127	2.65
14	BOS	127	2.65
15	NYR	126	2.62
16	WPG	126	2.62
17	STL	124	2.58
18	EDM	123	2.56
19	VAN	122	2.54
20	DET	122	2.54
21	PHX	121	2.52
22	BUF	118	2.46
23	MIN	118	2.46
24	SJ	116	2.42
25	CBJ	115	2.40
26	COL	114	2.38
27	OTT	112	2.33
28	NJ	110	2.29
29	FLA	109	2.27
30	NSH	109	2.27

GOALS AGAINST

RK	TEAM	TOTAL	GA/G
1	CHI	97	2.02
2	OTT	100	2.08
3	BOS	106	2.21
4	NYR	108	2.25
5	DET	110	2.29
6	SJ	112	2.33
7	STL	114	2.38
8	LAK	114	2.38
9	ANA	115	2.40
10	CBJ	115	2.40
11	VAN	115	2.40
12	PIT	119	2.48
13	NJ	122	2.54
14	MTL	124	2.58
15	MIN	125	2.60
16	PHX	125	2.60
17	TOR	128	2.67
18	WSH	130	2.71
19	EDM	131	2.73
20	NSH	133	2.77
21	NYI	136	2.83
22	BUF	139	2.90
23	PHI	139	2.90
24	WPG	141	2.94
25	DAL	141	2.94
26	TB	147	3.06
27	COL	150	3.12
28	CGY	157	3.27
29	CAR	159	3.31
30	FLA	170	3.54

PENALTY MINUTES

RK	TEAM	TOTAL	PIM/G
1	NYR	444	9.2
2	CHI	444	9.2
3	NYI	461	9.6
4	DET	469	9.8
5	NSH	471	9.8
6	LAK	481	10.0
7	PHX	504	10.5
8	NJ	509	10.6
9	WSH	516	10.8
10	CGY	518	10.8
11	SJ	521	10.9
12	EDM	522	10.9
13	STL	531	11.1
14	WPG	535	11.1
15	ANA	535	11.1
16	CAR	538	11.2
17	FLA	541	11.3
18	MIN	545	11.4
19	PIT	563	11.7
20	TB	577	12.0
21	BOS	584	12.2
22	COL	598	12.5
23	CBJ	605	12.6
24	VAN	609	12.7
25	DAL	623	13.0
26	BUF	630	13.1
27	MTL	636	13.2
28	OTT	655	13.6
29	PHI	755	15.7
30	TOR	776	16.2

POWER PLAY

RK	TEAM	ADV	PPG	PCT
1	WSH	164	44	26.8
2	PIT	170	42	24.7
3	PHI	171	37	21.6
4	ANA	135	29	21.5
5	MTL	203	42	20.7
6	FLA	142	29	20.4
7	EDM	169	34	20.1
8	SJ	169	34	20.1
9	CGY	155	31	20.0
10	LAK	166	33	19.9
11	NYI	156	31	19.9
12	STL	149	29	19.5
13	TB	163	31	19.0
14	TOR	166	31	18.7
15	DET	185	34	18.4
16	MIN	151	27	17.9
17	NSH	140	24	17.1
18	DAL	171	29	17.0
19	CHI	150	25	16.7
20	OTT	157	25	15.9
21	NJ	176	28	15.9
22	VAN	165	26	15.8
23	NYR	153	24	15.7
24	COL	140	21	15.0
25	PHX	169	25	14.8
26	BOS	122	18	14.8
27	CAR	165	24	14.6
28	CBJ	155	22	14.2
29	BUF	163	23	14.1
30	WPG	145	20	13.8

PENALTY KILL

RK	TEAM	TSH	GA	PCT
1	OTT	167	20	88.0
2	TOR	157	19	87.9
3	CHI	141	18	87.2
4	BOS	163	21	87.1
5	PHI	184	26	85.9
6	SJ	147	22	85.0
7	STL	150	23	84.7
8	VAN	169	27	84.0
9	EDM	175	29	83.4
10	LAK	161	27	83.2
11	CBJ	144	25	82.6
12	DET	164	30	81.7
13	ANA	162	30	81.5
14	CGY	151	28	81.5
15	NYR	148	28	81.1
16	NJ	169	32	81.1
17	DAL	179	34	81.0
18	MIN	135	26	80.7
19	TB	155	30	80.6
20	COL	183	36	80.3
21	NYI	142	28	80.3
22	PHX	169	34	79.9
23	MTL	173	35	79.8
24	WPG	138	28	79.7
25	PIT	167	34	79.6
26	BUF	178	37	79.2
27	WSH	163	36	77.9
28	CAR	161	36	77.6
29	NSH	139	34	75.5
30	FLA	151	39	74.2

SH GF

RK	TEAM	SHG
1	NJD	11
2	BUF	7
3	CGY	6
4	NYR	5
5	BOS	5
6	CHI	5
7	ANA	5
8	FLA	4
9	EDM	4
10	CAR	3
11	WSH	3
12	DET	3
13	STL	3
14	COL	3
15	SJ	3
16	CBJ	3
17	NYI	2
18	PHI	2
19	PIT	2
20	OTT	2
21	VAN	2
22	DAL	2
23	LAK	2
24	PHX	2
25	TOR	1
26	NSH	1
27	MIN	1
28	WPG	1
29	MTL	0
30	TB	0

SH GA

RK	TEAM	SHA
1	NYI	0
2	MIN	0
3	OTT	1
4	FLA	1
5	EDM	1
6	LAK	1
7	BOS	2
8	MTL	2
9	CGY	2
10	PHX	2
11	CBJ	2
12	PHI	3
13	PIT	3
14	COL	3
15	VAN	3
16	DAL	3
17	WPG	3
18	NYR	4
19	TOR	4
20	CAR	4
21	TB	4
22	WSH	4
23	NSH	4
24	SJ	4
25	CHI	5
26	DET	5
27	STL	5
28	ANA	5
29	NJD	6
30	BUF	7

TEAM NOTES

COLUMBUS BLUE JACKETS COMPLETE 12TH NHL SEASON: The Columbus Blue Jackets completed their 12th season in the National Hockey League with a 24-17-7 record (55 pts.) and the highest winning percentage in franchise history (.573), finishing fourth in the Central Division, eighth-T in the Western Conference and 15th-T in the NHL... After posting a 5-12-2 mark (12 pts.) through their first 19 games, the Jackets went 19-5-5 (43 pts.) in 29 games from Feb. 26 through the end of the season.

	HOME	AWAY	GF	GA	PP	PK	SCORED AT LEAST 3 GOALS	ALLOWED 2 GOALS OR LESS
FIRST 19 GAMES:	3-4-2	2-8-0	39	55	12.3 PCT.	83.6 PCT.	7 TIMES	8 TIMES
FINAL 29 GAMES:	11-1-3	8-4-2	76	60	16.2 PCT.	81.7 PCT.	18 TIMES	18 TIMES

JACKETS' DRIVE TO SECOND PLAYOFF BERTH COMES UP SHORT: After posting a 29-46-7 record and 65 points to finish 30th in the NHL in 2011-12, the Blue Jackets were among the league's most improved teams in 2012-13. The club's resurgence over the final two months had Columbus in the playoff race until the final day of season and despite winning eight of its last nine games - including a 5-1-0 mark on a six-game road trip from Apr. 13-21 - the club missed the playoffs despite finishing tied with Minnesota for eighth place in the Western Conference with 55 points as the Wild owned the tie-breaker (22 regulation/overtime wins vs. 19).

NHL'S TOP TEAMS IN MARCH/APRIL 2013 (COURTESY ELIAS SPORTS BUREAU)

RK.	TEAM	GP	W	L	OT	PTS	PCT.
1.	Pittsburgh	27	23	4	0	46	.852
2.	COLUMBUS	28	19	5	4	42	.750
3.	Washington	29	20	7	2	42	.724
4.	Chicago	28	19	7	2	40	.714
5.	NY Islanders	27	16	6	5	37	.685
6.	St. Louis	29	19	10	0	38	.655
7.	NY Rangers	29	17	10	2	36	.621
8.	Los Angeles	30	17	10	3	37	.617
9.	Anaheim	30	16	9	5	37	.617
10.	Detroit	27	14	8	5	33	.611

BLUE JACKETS AT HOME: The Blue Jackets posted a 14-5-5 record (33 pts.) at Nationwide Arena, scoring 62 goals and allowing 48 in 24 games... Columbus went a franchise-record 12-straight games without a regulation loss at home (9-0-3) from Feb. 11-Mar. 31... The club won a season-high four consecutive home games from Mar. 3-9 (Colorado-Edmonton-Vancouver-Detroit) and Mar. 16-31 (Phoenix-Nashville-Calgary-Anaheim)... The Jackets went a season-high three-straight games (0-2-1) without a home win from Feb. 5-10 (Los Angeles-Calgary OT-Edmonton) and went back-to-back games without a win just three times... In 12 seasons, Columbus is 224-186-65 in 475 home games (includes one loss vs. San Jose at Stockholm, Sweden).

COLUMBUS ON THE ROAD: The Blue Jackets posted a 10-12-2 record (22 pts.) on the road, scoring 53 goals and allowing 67 in 24 games... The Jackets finished the season with an 8-4-2 mark in their last 14 away from home and went 5-1-0 on a season-high six-game road trip from Apr. 13-21... Columbus won a season-high three-straight on the road from Apr. 13-17 (Minnesota-Colorado-Anaheim) and dropped six-straight from Jan. 23-Feb. 18 (Phoenix-Colorado-Minnesota-Los Angeles-Phoenix-Anaheim)... In 12 NHL seasons, Columbus is 142-272-61 in 475 road games (includes one win vs. San Jose at Stockholm, Sweden).

GOALS FOR/GOALS AGAINST: **Overall** - The Blue Jackets scored 115 goals in 48 games to average 2.40 goals per game this season (25th in NHL)... The Jackets were shut out five times... The Blue Jackets allowed 115 goals in 48 games, averaging 2.40 goals-against per game (ninth-T in NHL)... The club shut out its opponents on four occasions and surrendered one goal in 10 games... **Home** - Columbus scored 62 goals (2.58/24th in NHL) and allowed 48 goals-against (2.00/fourth-T in NHL) in 24 home games... **Road** - Columbus scored 53 goals (2.21/22nd in NHL) and allowed 67 goals-against (2.79/15th-T in NHL) in 24 road games.

ON THE POWER PLAY: Columbus converted 22-of-155 power play opportunities (14.2 percent), which ranked 28th in the NHL... The club was 14-of-86 at home (16.3 pct./23rd in NHL) and 8-of-69 on the road (11.6 pct./27th in NHL)... Columbus scored a power play goal in 18-of-48 games and was 12-3-3 in those contests... The Jackets scored a power play goal in a season-high three consecutive games on two occasions - Jan. 29-Feb. 2 (3-of-11) and Apr. 21-27 (4-of-8)... Columbus scored two power play goals in a game four times... The club's season high for attempts was seven in three games (2-of-7 vs. Detroit on Jan. 21, 0-of-7 vs. Dallas on Jan. 28 and 0-of-7 vs. Edmonton on Feb. 10)... D Jack Johnson led the club in PP scoring with 3-5-8, while LW Vinny Prospal collected 4-3-7 and C Brandon Dubinsky picked up 1-6-7... The following four players each notched five PP points - D James Wisniewski (4-1-5), C Mark Letestu (3-2-5), LW R.J. Umberger (2-3-5) and D Fedor Tyutin (0-5-5).

PENALTY KILLING: The Blue Jackets successfully killed off 119-of-144 opponent power plays (82.6 pct.), which ranked 11th in the NHL... The club stopped 59-of-67 attempts at home (88.1 pct./sixth in NHL) and 60-of-77 attempts on the road (77.9 pct./21st in NHL)... The club posted a 14-7-6 record in 27 games it did not allow a power play goal... The Blue Jackets didn't allow a power play goal in a season-high nine-straight games from Feb. 21-Mar. 9 (21-of-21), which was part of a stretch that saw the club shut out its opponents on the man advantage in 14-of-15 games from Feb. 21-Mar. 22 (34-of-35)... Columbus was a season-best 7-of-7 in a 4-3 SOL vs. Detroit on Jan. 21... The Jackets allowed a season-high two PPG goals four times (3-of-5 vs. St. Louis on Jan. 31, 1-of-3 at Anaheim on Feb. 18, 0-of-2 at Nashville on Mar. 23 and 1-of-3 vs. Minnesota on Apr. 7).

SEASON NOTES

SHORTHANDED SCORING: The Blue Jackets scored three shorthanded goals, which ranked 10th-T in the NHL... The club scored one SHG at home (13th-T in NHL) and two SHG on the road (seventh-T in NHL)... C Mark Letestu (2-0-2) led the club in shorthanded scoring, followed by LW Matt Calvert (1-0-1), D Fedor Tyutin (0-1-1), D James Wisniewski (0-1-1) and C Brandon Dubinsky (0-1-1)... The Jackets allowed two shorthanded goals, which ranked seventh-T in the NHL... The club allowed one SHG at home (fifth-T in NHL) and one SHG on the road (sixth-T in NHL).

DATE	OPPONENT	GOAL SCORER	ASSISTS	GOALIE	PER.	TIME	RESULT
Feb. 2	Detroit	Mark Letestu	Brandon Dubinsky Fedor Tyutin	Jimmy Howard	3rd	13:25	W, 4-2
Feb. 23	at St. Louis	Matt Calvert	James Wisniewski	Jaroslav Halak	2nd	18:57	L, 1-2
Mar. 29	at Calgary	Mark Letestu		Miikka Kiprusoff	1st	10:20	W, 6-4

IN THE PENALTY BOX: The Blue Jackets accumulated 605 penalty minutes in 48 games, averaging 12.6 penalty minutes per game (23rd in the NHL)... Columbus racked up a season-high 40 PIM (10 penalties) in a 4-1 loss vs. St. Louis on Jan. 31 and a season-low 2 PIM three times (2-1 win vs. Vancouver on Mar. 7, 4-3 win vs. Nashville on Mar. 19 and 3-1 win vs. Nashville on Apr. 27)... RW Jared Boll led the club with 100 PIM, while C Brandon Dubinsky ranked second with 76 PIM.

ATTENDANCE REPORT: Columbus averaged 14,565 fans per game (349,558 total) with three sellouts in 24 home games at Nationwide Arena (capacity - 18,144) this season... In 474 regular season games at Nationwide Arena since joining the NHL in 2000, the Blue Jackets have averaged 16,105 fans per game (7,634,008 total), which is 88.8 percent of capacity. There have been 149 sellouts.

CBJ VS. WESTERN CONFERENCE: The Blue Jackets went 24-17-7 in games played against Western Conference opponents in 2012-13... The club was 7-5-3 vs. the Northwest Division and 8-6-1 vs. the Pacific Division... In 763 games all-time vs. the Western Conference, the club is 283-382-98... **vs. Central Division:** The Blue Jackets posted a 9-6-3 record in games played against their Central Division rivals... In 294 all-time games vs. the Central Division, Columbus is 100-148-46... The Blue Jackets also posted a 12-11-5 mark against the eight Western Conference teams that qualified for the Stanley Cup Playoffs in 2012-13.

MISCELLANEOUS NEWS & NOTES: Columbus went 13-0-0 when leading after two periods (only the NY Rangers' mark of 16-0-0 was better) and is 27-0-0 when taking a lead into the third period since January 2012 (under Todd Richards)... Columbus' 10 OT/SO wins ranked second in the NHL (Chicago, 11)... The club won 52.0 pct. of its faceoffs taken, winning 1,457-of-2,802 (Fifth-T in NHL)... The Blue Jackets averaged 26.7 shots on goal per game (27th in NHL) and allowed 29.9 shots-against (19th in NHL)... The Jackets' five shootout wins ranked fifth-T in the NHL (11-of-28 attempts, 39.3 pct./13th in NHL; 19-of-26 attempts saved, 73.1 pct./Fourth in NHL)... The Blue Jackets totaled just 214 giveaways (first in NHL), racked up 1,188 hits (12th in NHL), 627 blocked shots (23rd in NHL) and had 270 takeaways (25th in NHL).

BLUE JACKETS IN OVERTIME: Columbus went 5-3 in games decided in overtime this season (10-7 including shootouts)... The club was 3-2 at home (5-5 including shootouts) and 2-1 on the road (5-2 including shootouts)... The Blue Jackets are 85-84-41 (W-OTL/SOL-T) in 210 all-time OT games (including shootouts).

OVERTIME WINS - 5

DATE	OPPONENT	GWG	ASSIST(S)	OPP. GOALTENDER	TIME	SCORE
Mar. 3	Colorado	Artem Anisimov	Tim Erixon Mark Letestu	Semyon Varlamov	2:26	2-1
Mar. 7	Vancouver	Matt Calvert	Fedor Tyutin Jack Johnson	Cory Schneider	4:03	2-1
Mar. 31	Anaheim	Mark Letestu	Nikita Nikitin Dalton Prout	Jonas Hiller	4:00	2-1
Apr. 15	at Colorado	Nick Foligno	Fedor Tyutin	Jean-Sebastien Giguere	4:31	4-3
Apr. 17	at Anaheim	Fedor Tyutin	Nick Foligno Marian Gaborik	Viktor Fasth	2:19	3-2

OVERTIME LOSSES - 3

DATE	OPPONENT	GWG	ASSIST(S)	OPP. GOALTENDER	TIME	SCORE
Feb. 7	Calgary	Alex Tanguay	Jarome Iginla T.J. Brodie	Sergei Bobrovsky	1:07	3-4
Feb. 26	Dallas	Loui Eriksson	Derek Roy Brenden Dillon	Sergei Bobrovsky	3:03	4-5
Mar. 1	at Chicago	Brent Seabrook	Jonathan Toews Viktor Stalberg	Steve Mason	3:23	3-4

SHOOTOUT REPORT

Columbus went 5-4 in shootouts in 2012-13... The Blue Jackets were 2-3 at home, converting 5-of-15 attempts (33.3 pct.) and stopping 8-of-12 attempts (66.7 pct.)... The Jackets were 3-1 on the road, converting 6-of-13 attempts (46.1 pct.) and stopping 11-of-14 opponent attempts (78.6 pct.).

SHOOTOUT RESULTS (BOLD INDICATES GOAL; UNDERLINE INDICATES DECIDING GOAL)

DATE	OPPONENT	CBJ SHOOTERS	OPP SHOOTERS	CBJ GOALIE	OPP GOALIE	RESULT
Jan. 19	at Nashville	13, 42 , 7, 21, 19, <u>16</u>	10, 12, 11, 4, 33, 15	S. Bobrovsky	P. Rinne	W, 3-2
Jan. 21	Detroit	13, 42, 19, 11	13, 51, 40, <u>24</u>	S. Bobrovsky	J. Howard	L, 3-4
Mar. 5	Edmonton	<u>42</u> , 13, 55	89, 83	S. Bobrovsky	D. Dubnyk	W, 4-3
Mar. 10	at Detroit	<u>19</u> , <u>11</u>	13, 24, 40	S. Bobrovsky	J. Howard	W, 4-3
Mar. 12	Vancouver	19, 11, 55	20, <u>21</u>	S. Bobrovsky	R. Luongo	L, 1-2
Mar. 14	Chicago	42 , 19, 16	19 , 88	S. Bobrovsky	C. Crawford	L, 1-2
Mar. 16	Phoenix	42 , 55	89, 26	S. Bobrovsky	M. Smith	W, 1-0
Mar. 26	at Vancouver	42, 19, 11	21, 45, <u>40</u>	S. Bobrovsky	C. Schneider	L, 0-1
Apr. 13	at Minnesota	<u>55</u> , 13	11, 9	S. Bobrovsky	N. Backstrom	W, 3-2

INDIVIDUAL SHOOTOUT STATISTICS

NO.	PLAYER	RD. 1	RD. 2	RD. 3	RD. 4	RD. 5	RD. 6	TOTAL	S PCT.	GWG
42	Artem Anisimov	3-4	1-2	---	---	---	---	4-of-6	.666	2
13	Cam Atkinson	0-2	1-2	---	---	---	---	1-of-4	.250	0
16	Derick Brassard	---	---	0-1	---	---	1-1	1-of-2	.500	1
11	Matt Calvert	---	1-2	0-1	0-1	---	---	1-of-4	.250	1
19	Ryan Johansen	1-2	0-2	0-1	---	0-1	---	1-of-6	.167	0
7	Jack Johnson	---	---	0-1	---	---	---	0-of-1	.000	0
55	Mark Letestu	1-1	1-1	1-2	---	---	---	3-of-4	.750	1
21	James Wisniewski	---	---	---	0-1	---	---	0-of-1	.000	0

NO.	GOALTENDER	RD. 1	RD. 2	RD. 3	RD. 4	RD. 5	RD. 6	TOTAL	SV PCT.	REC
72	Sergei Bobrovsky	7-9	7-9	2-4	1-2	1-1	1-1	19-26	.731	5-4

CBJ RECORD WHEN...

PLAYER	2012-13 SEASON GOAL	ASSIST	POINT	MULTI-POINT
Artem Anisimov	5-4-1	5-1-0	9-4-1	2-1-0
Cam Atkinson	4-1-2	6-2-1	8-2-3	3-1-0
Adrian Aucoin	0-0-0	2-1-1	2-1-1	0-0-0
Sergei Bobrovsky	0-0-0	0-0-0	0-0-0	0-0-0
Jared Boll	1-1-0	2-2-0	3-2-0	0-1-0
Matt Calvert	6-2-1	4-2-0	9-3-1	2-1-0
Blake Comeau	2-0-0	2-1-0	4-1-0	0-0-0
Brandon Dubinsky	2-0-0	9-5-1	9-5-1	5-0-0
Tim Erixon	0-0-0	2-2-1	2-2-1	0-0-0
Nick Foligno	4-1-0	6-3-2	9-4-2	2-1-1
Marian Gaborik	3-0-0	3-0-0	6-0-0	2-0-0
Colton Gillies	1-0-0	1-0-0	1-0-0	1-0-0
Ryan Johansen	4-0-1	5-1-1	9-1-2	0-0-0
Jack Johnson	3-1-1	10-2-1	13-3-2	1-0-0
Mark Letestu	7-2-2	8-2-3	11-4-4	4-0-2
Derek MacKenzie	1-2-0	4-0-0	5-2-0	1-0-0
Nikita Nikitin	2-0-1	4-1-1	6-1-2	0-0-0
Vinny Prospal	10-1-3	11-2-3	15-3-5	4-0-1
Dalton Prout	0-1-0	6-0-0	6-1-0	0-0-0
Fedor Tyutin	3-1-0	11-3-2	14-4-2	2-0-0
R.J. Umberger	5-2-1	6-1-2	10-3-3	2-0-0
James Wisniewski	4-0-1	5-4-0	9-4-1	0-0-0

BLUE JACKETS CAREER

GOAL	ASSIST	POINT	MULTI-POINT
5-4-1	5-1-0	9-4-1	2-1-0
6-3-2	11-4-1	13-6-3	6-1-0
0-0-0	2-1-1	2-1-1	0-0-0
0-0-0	0-0-0	0-0-0	0-0-0
14-8-2	15-7-4	28-13-6	2-2-0
10-5-3	11-6-1	17-10-4	4-1-1
2-0-0	2-1-0	4-1-0	0-0-0
2-0-0	9-5-1	9-5-1	5-0-0
0-0-0	2-2-1	2-2-1	0-0-0
4-1-0	6-3-2	9-4-2	2-1-1
3-0-0	3-0-0	6-0-0	2-0-0
2-1-0	5-0-0	6-1-0	1-0-0
8-3-1	10-5-2	17-8-3	3-1-0
6-2-1	16-5-1	20-6-2	4-1-0
11-8-2	15-7-4	22-15-5	5-0-2
10-6-4	14-9-3	24-16-6	3-0-2
7-0-3	17-9-2	22-9-4	4-0-0
14-10-4	24-16-5	32-24-8	10-5-1
0-1-0	6-0-0	6-1-0	0-0-0
14-11-4	51-35-11	60-44-15	9-8-1
49-21-13	57-29-12	91-48-24	25-9-8
8-2-1	14-10-1	19-12-2	5-1-0

BLUE JACKETS MULTI-POINT GAMES

	GOALS			ASSISTS			POINTS		
	2	3+	TOTAL	2	3+	TOTAL	2	3+	TOTAL
Artem Anisimov	1	0	1	2	0	2	3	1	4
Cam Atkinson	2	0	2	0	0	0	2	1	3
Jared Boll	0	0	0	0	0	0	1	0	1
Matt Calvert	0	0	0	1	0	1	3	0	3
Derek Dorsett	0	0	0	0	0	0	1	0	1
Brandon Dubinsky	0	0	0	3	0	0	5	0	5
Nick Foligno	1	0	1	2	0	2	4	0	4
Marian Gaborik	0	0	0	0	0	0	2	0	2
w/ NY Rangers	1	1	2	2	0	2	2	2	4
Colton Gillies	0	0	0	0	0	0	1	0	1
Jack Johnson	0	0	0	1	0	1	1	0	1
Mark Letestu	1	0	1	1	0	1	5	1	6
Derek MacKenzie	0	0	0	1	0	1	1	0	1
Vinny Prospal	0	0	0	0	1	1	5	1	6
Fedor Tyutin	0	0	0	2	0	2	2	0	2
R.J. Umberger	0	0	0	1	0	1	2	0	2

SEASON NOTES

BLUE JACKETS "THREE STARS OF THE GAME" AWARD (1ST STAR-5 PTS.; 2ND STAR-3 PTS.; 3RD STAR-1 PT.)

PLAYER	1ST STAR	2ND STAR	3RD STAR	PTS.
Sergei Bobrovsky	8	3	3	52
Vinny Prospal	5	2		31
Mark Letestu	2	4	1	23
Artem Anisimov	2	1	1	14
Nick Foligno	1	3		14
Brandon Dubinsky	1	2	1	12
Cam Atkinson	2			10
Jack Johnson	1		4	9
Marian Gaborik	1	1		8
R.J. Umberger	1		2	7
Matt Calvert		1	3	6
Fedor Tyutin	1		1	6
Ryan Johansen		2		6
Steve Mason		1	2	5
Derek Dorsett		1	1	4
Colton Gillies		1	1	4
Derick Brassard			2	2
James Wisniewski			2	2
Derek MacKenzie			1	1
Dalton Prout			1	1

PLAYER NOTES

BOBROVSKY DISPLAYS VEZINA FORM IN NET: G Sergei Bobrovsky enjoyed a breakout 2012-13 season that resulted in his winning the Vezina Trophy as the NHL's top goaltender and being named a First Team All-Star. He posted a 21-11-6 record with a 2.00 goals-against average (club record), .932 save percentage (club record) and four shutouts in 38 games this season. Among goaltenders that played 25 or more games, he ranked first in save percentage, second in goals-against average and sixth (tied) in wins and shutouts. He surrendered two goals or less in 26-of-38 games, including 10 outings in which he allowed one goal. He made 30 or more saves 16 times, including a season-high 39 on four occasions. From March 1 through the end of the season, he posted an 18-5-3 record with a 1.60 goals-against average, .946 save percentage and four shutouts in 26 games. He was named one of the NHL's Three Stars of the Week on three occasions during the 2012-13 season. He was named First Star for the weeks ending April 14 (3-0-0, 0.97 GAA, .971 SV% in 3 GP) and March 10 (4-0-0, 0.77 GAA, .972 SV% in 4 GP) and Third Star for the week ending March 17 (1-0-2, 0.62 GAA, .982 SV% in 3 GP). He was also named Third Star of the Month for March (9-2-3, 1.49 GAA, .950 SV%, 3 SO in 14 GP).

BOBROVSKY'S SHUTOUTS:

DATE	OPPONENT	SAVES	SCORE
Mar. 9	Detroit	30	3-0
Mar. 16	Phoenix	39	1-0 SO
Mar. 26	at Vancouver	34	0-1 SO
Apr. 9	San Jose	30	4-0



PROSPAL LEADS JACKETS IN SCORING IN 16TH NHL SEASON: LW Vinny Prospal tallied 12-18-30 with 32 penalty minutes and a +3 plus/minus rating in 48 games in his second season with the Blue Jackets. He led the club in points, assists (tied), games played (tied), power play goals (4-tied) and multi-point games (6-tied), while ranking second in goals (tied), third in game-winning goals (2-tied) and shooting percentage (14.1-tied) and fifth in penalty minutes. This season marked the first in which he led his team in scoring since he tallied 22-57-79 in 80 games with Tampa Bay in 2002-03. Prospal scored his 250th NHL goal at Chicago on Mar. 1, collected his 500th NHL assist (season-high 0-3-3) vs. Nashville on Mar. 19 and played in his 1,100th NHL game vs. San Jose on Apr. 9. He tallied 1-1-2 on five occasions, scored a goal in three-straight games from Mar. 1-5 (3-1-4) and picked up a point in four-straight outings from Apr. 12-15 (1-4-5). He has registered 255-509-764 with 481 penalty minutes in 1,108 career NHL games.

LETESTU HAS BREAKOUT YEAR: C Mark Letestu tallied 13-14-27 with 10 penalty minutes and a +7 plus/minus rating in 46 games, matching his career highs in assists (11-14-25, 62 GP with CBJ/Pittsburgh in 2011-12) and points (14-13-27, 64 GP with Pittsburgh in 2010-11) despite the abbreviated 48-game schedule. He led the club in goals, shorthanded goals (2) and multi-point games (6-tied), ranked second in points (tied), third in shooting percentage (14.1-tied), power play (3-tied) and game-winning (2-tied) goals, fourth in plus/minus rating and shots (92) and was fifth in games played. He picked up points in 20-of-46 games, was an even or plus player in 34-of-46 outings and converted 3-of-4 shootout attempts (.750, led club). He had a season-best four-game point streak from Feb. 26-Mar. 5 (0-5-5) and registered the first three-point game of his career with 2-1-3 at San Jose on Apr. 21.

TYUTIN BECOMES BLUE JACKETS' TOP-SCORING DEFENSEMAN: D Fedor Tyutin collected 4-18-22 with 28 penalty minutes and a +9 plus/minus rating (career high) in 48 games this season. He led all CBJ defensemen in scoring for the third time in five seasons and led the club in assists (tied) and games played (tied), while ranking second in plus/minus rating (tied) and time on ice (24:05) and fourth in points. He ranked among the NHL's top 30 defensemen in assists (22nd-T), TOI (24th), plus/minus (27th-T) and points (28th-T). He has registered 31-110-141 in 356 games as a Blue Jacket and is the club's all-time leader among defensemen in assists and points, while ranking second in goals and games played (Rostislav Klesla, 41-92-133 in 515 GP from 2000-11).

FROM BROADWAY TO THE BUCKEYE STATE, NEW JACKETS MAKE THEIR MARK: Through a pair of trades with the NY Rangers, Columbus added four players to their lineup this year and each played an integral role in the club's resurgence:

- C Artem Anisimov collected 11-7-18 and 12 penalty minutes in 35 games, leading the club with a 16.2 pct. shooting percentage, ranking second in game-winning goals (3) and fourth in goals and multi-point games (4-tied) despite missing 13 games due to injury. In addition, he converted 4-of-6 shootout attempts (66.7 pct.) to rank fifth (tied) in the NHL in shootout goals scored, while his two game-deciding goals in the shootout ranked third (tied) in the league.
- C Brandon Dubinsky tallied 2-18-20 with 76 penalty minutes and a +2 plus minus rating despite being held to 29 games due to injury. He led the club in points per game (0.69) and assists (tied), ranked second in penalty minutes, third in multi-point games (five) and was fifth in points. He also had the fifth-best face-off winning percentage in the NHL (58.3 pct.), while ranking 22nd in the NHL in assists per game (0.62). He finished the season by collecting 1-10-11 in his final 10 outings, including back-to-back multi-point games with 0-2-2 at Dallas on Apr. 25 and 1-1-2 vs. Nashville on Apr. 27.
- D Tim Erixon tallied 0-5-5, 14 penalty minutes, was +4 and logged 15:41 average time on ice in 31 games during his rookie season. He was tied for eighth among NHL rookie defensemen in plus/minus rating.
- RW Marian Gaborik collected 3-5-8, six penalty minutes and was +5 in 12 games after joining the Blue Jackets on Apr. 3. He scored the game-winning goal and added an assist in his CBJ debut at Nashville on Apr. 4 and added an assist on the OT game-winner at Anaheim on Apr. 17. His season totals of 12-15-27 in 47 games ranked him first on the club in game-winning goals (5, 6th-tied in NHL) and shots (151), tied for second in goals and points and fourth in games played and assists.

JOHNSON CONTINUES TO BE COLUMBUS' IRON MAN: D Jack Johnson tallied 5-14-19 and 12 penalty minutes in 44 games, leading the club and ranking fifth in the NHL in time on ice (25:58). He logged 28:00 or more nine times, topped the 29:00 mark on six occasions and surpassed 30:00 in three games (32:04 vs. Detroit on Jan. 21, 34:59 vs. Detroit on Feb. 2 and 34:13 vs. Los Angeles on Feb. 5). His 34:59 vs. the Red Wings set a new franchise record, topping his own mark for a regulation game (32:16 vs. Detroit on Mar. 28, 2012) and the club standard for an OT game (33:18, Deron Quint vs. Detroit on Nov. 21, 2001). Johnson also led the club in power play points (3-5-8), ranked second in shots (96-tied), third in power play goals (3-tied) and fifth in assists (14-tied). Since Johnson made his Blue Jackets debut on Feb. 26, 2012, the club has posted a 35-27-14 record in 76 games. Columbus was 21-44-11 in its previous 76 outings.

PROUT MAKES PRESENCE FELT ON THE BLUELINE: Rookie D Dalton Prout collected 1-6-7, 25 penalty minutes and a +15 plus/minus rating, while averaging 18:31 time on ice in 28 games after being recalled from the AHL's Springfield Falcons on Mar. 1. He led the club, ranked second among NHL rookie defensemen and 11th among all league blueliners in plus/minus rating as he was an even or plus player in 26-of-28 games (-1 vs. Calgary on Mar. 22 and at San Jose on Apr. 21). He collected 1-4-5 over the final seven games of the season, scoring his first career NHL goal at Los Angeles on Apr. 18.

MISCELLANEOUS PLAYER NEWS & NOTES: LW R.J. Umberger, who has played in 371-of-376 games since joining the Blue Jackets prior to the 2008-09 season, ranked eighth among NHL forwards with 45 blocked shots, marking the fourth-straight season in which he has led CBJ forwards in that category... D James Wisniewski tallied 5-9-14 in 30 games, led the club with four power play goals (tied) and ranked third in time on ice (22:49) despite missing 18 games due to injury... RW Cam Atkinson, who finished the season with 6-5-11 in his last 15 games, tallied 9-9-18 and was +9 in 35 games, ranking second on the club in plus/minus rating (tied) and fifth in goals (tied) and shots (91)... LW Matt Calvert, who notched 5-4-9 in 13 games prior to suffering a season-ending broken hand at Los Angeles on Apr. 18, collected 9-7-16, two game-winning and a shorthanded goal in 42 games... LW Jared Boll ranked fifth in the NHL in fighting majors (12-tied) and ninth in penalty minutes (100) and has finished in the Top 10 in fighting majors in each of his six seasons in the league... D Adrian Aucoin played in his 1,100th NHL game on Apr. 9 vs. San Jose... C Derek MacKenzie led the club in face-off percentage (192-of-323, 59.4 pct.), which would've ranked fourth in the NHL had he qualified (minimum 400 attempts)

FINAL STATISTICS

NO.	PLAYER		POS	GP	G	A	P	+/-	PIM	PP	SH	GW	OT	S	S%	TOI/G	SFT/G	FO%
22	Vinny Prospal		LW	48	12	18	30	3	32	4	0	2	0	85	14.1	16:31	20.4	44.4
55	Mark Letestu		C	46	13	14	27	7	10	3	2	2	1	92	14.1	16:30	22.1	50.1
10	Marian Gaborik	NYR	RW	35	9	10	19	-8	8	1	0	4	2	113	8.0	18:40	22.3	0.0
		CBJ		12	3	5	8	5	6	0	0	1	0	38	7.9	18:05	22.5	100.0
		TOT		47	12	15	27	-3	14	1	0	5	2	151	7.9	18:31	22.4	33.3
51	Fedor Tyutin		D	48	4	18	22	9	28	0	0	1	1	56	7.1	24:05	27.1	100
17	Brandon Dubinsky		C	29	2	18	20	2	76	1	0	0	0	50	4	18:24	23.8	58.3
71	Nick Foligno		LW	45	6	13	19	6	28	1	0	2	1	69	8.7	16:31	21	33.3
7	Jack Johnson		D	44	5	14	19	-5	12	3	0	1	0	96	5.2	25:58	26.7	0
42	Artem Anisimov		C	35	11	7	18	-6	12	1	0	3	1	68	16.2	16:24	22.4	48.9
13	Cam Atkinson		RW	35	9	9	18	9	4	1	0	1	0	91	9.9	15:35	21.1	0
18	RJ Umberger		LW	48	8	10	18	3	16	2	0	0	0	96	8.3	18:29	23.9	50
16	*Derick Brassard		C	34	7	11	18	-2	16	1	0	1	0	63	11.1	16:31	21.1	45.6
11	Matt Calvert		LW	42	9	7	16	-9	32	0	1	2	1	63	14.3	14:10	20.2	33.3
21	James Wisniewski		D	30	5	9	14	-1	15	4	0	0	0	62	8.1	22:49	25.1	0
14	Blake Comeau	CGY	LW	33	4	3	7	-9	14	0	1	1	0	44	9.1	12:17	18.0	45.7
		CBJ		9	2	3	5	5	6	0	0	0	0	4	50.0	11:41	15.6	60.0
		TOT		42	6	6	12	-4	20	0	1	1	0	48	12.5	12:09	17.5	46.5
19	Ryan Johansen		C	40	5	7	12	-7	12	0	0	2	0	84	6	16:05	21.1	51.4
15	*Derek Dorsett		RW	24	3	6	9	-11	53	0	0	0	0	38	7.9	15:59	21.9	56.5
6	Nikita Nikitin		D	38	3	6	9	2	17	1	0	0	0	60	5	21:11	24.7	0
24	Derek MacKenzie		C	43	3	5	8	1	36	0	0	0	0	33	9.1	10:20	15.8	59.4
47	Dalton Prout		D	28	1	6	7	15	25	0	0	0	0	16	6.3	18:31	22.7	0
40	Jared Boll		R	43	2	4	6	1	100	0	0	0	0	19	10.5	8:04	12.2	44.4
20	Tim Erixon		D	31	0	5	5	4	14	0	0	0	0	21	0	15:41	19.6	0
33	Adrian Aucoin		D	36	0	4	4	-8	16	0	0	0	0	26	0	16:20	20.2	0
9	Colton Gillies		C	27	1	1	2	1	17	0	0	0	0	17	5.9	8:17	11.7	0
48	Cody Goloubef		D	11	1	0	1	-3	0	0	0	1	0	14	7.1	14:48	18.9	0
4	*John Moore		D	17	0	1	1	-5	2	0	0	0	0	14	0	14:30	18.7	0
36	J. Audy-Marchessault		C	2	0	0	0	-1	0	0	0	0	0	0	0	10:56	15	0
29	Nick Holden		D	2	0	0	0	1	0	0	0	0	0	2	0	8:34	14	0
43	Sean Collins		C	5	0	0	0	-2	6	0	0	0	0	0	0	12:29	17.6	20
34	Nick Drazenovic		C	8	0	0	0	-2	4	0	0	0	0	5	0	9:55	15.5	53.7
58	David Savard		D	4	0	0	0	-3	0	0	0	0	0	1	0	13:12	17	0
	BENCH			48	0	0	0	0	10	0	0	0	0	0	0			
	TOTALS			48	115	201	316	9	605	22	3	19	5	1283	0.9			
NO.	GOALTENDER		GP	MIN	W	L	OT	SO	SA	SV	SV%	GA	GAA	G	A	PIM		
72	Sergei Bobrovsky		38	2,218:57	21	11	6	4	1084	1010	0.932	74	2.00	0	0	0		
1	*Steve Mason		13	712:05	3	6	1	0	346	311	0.899	35	2.95	0	0	0		
49	Michael Leighton	PHI	1	59:08	0	1	0	0	26	21	0.808	5	5.08	0	0	0		
		CBJ	-	-	-	-	-	-	-	-	-	-	-	-	-	-		
	TOTALS		48	2,949	24	17	7	4	1436	1321	0.920	115	2.40	0	0	0		

*TRADED DURING SEASON

FIRST/SECOND HALF STATS

PLAYERS	POS	1ST HALF						2ND HALF						TOTAL					
		GP	G	A	PTS	+/-	PIM	GP	G	A	PTS	+/-	PIM	GP	G	A	PTS	+/-	PIM
Vinny Prospal	LW	24	9	5	14	-2	10	24	3	13	16	5	22	48	12	18	30	3	32
Mark Letestu	C	22	5	8	13	2	6	24	8	6	14	5	4	46	13	14	27	7	10
Fedor Tyutin	D	24	1	12	13	-4	18	24	3	6	9	13	10	48	4	18	22	9	28
Brandon Dubinsky	C	15	1	7	8	-3	39	14	1	11	12	5	37	29	2	18	20	2	76
Nick Foligno	LW	24	2	9	11	-1	20	21	4	4	8	7	8	45	6	13	19	6	28
Jack Johnson	D	20	2	8	10	-9	6	24	3	6	9	4	6	44	5	14	19	-5	12
Artem Anisimov	C	19	6	2	8	-6	8	16	5	5	10	0	4	35	11	7	18	-6	12
Cam Atkinson	RW	11	2	2	4	2	0	24	7	7	14	7	4	35	9	9	18	9	4
RJ Umberger	LW	24	4	4	8	-4	8	24	4	6	10	7	8	48	8	10	18	3	16
Derick Brassard	C	22	3	8	11	-7	10	12	4	3	7	5	6	34	7	11	18	-2	16
Matt Calvert	LW	21	4	2	6	-11	21	21	5	5	10	2	11	42	9	7	16	-9	32
James Wisniewski	D	15	3	6	9	-2	2	15	2	3	5	1	13	30	5	9	14	-1	15
Ryan Johansen	C	16	1	4	5	-10	4	24	4	3	7	3	8	40	5	7	12	-7	12
Derek Dorsett	RW	24	3	6	9	-11	53	0	0	0	0	0	0	24	3	6	9	-11	53
Nikita Nikitin	D	20	2	2	4	-5	15	18	1	4	5	7	2	38	3	6	9	2	17
Marian Gaborik	RW	0	0	0	0	0	0	12	3	5	8	5	6	12	3	5	8	5	6
Derek MacKenzie	C	22	3	1	4	1	20	21	0	4	4	0	16	43	3	5	8	1	36
Dalton Prout	D	4	0	0	0	1	7	24	1	6	7	14	18	28	1	6	7	15	25
Jared Boll	RW	24	1	3	4	3	74	19	1	1	2	-2	26	43	2	4	6	1	100
Blake Comeau	LW	0	0	0	0	0	0	9	2	3	5	5	6	9	2	3	5	5	6
Tim Erixon	D	16	0	4	4	3	10	15	0	1	1	1	4	31	0	5	5	4	14
Adrian Aucoin	D	18	0	2	2	-10	4	18	0	2	2	2	12	36	0	4	4	-8	16
Colton Gillies	C	12	0	0	0	-1	11	15	1	1	2	2	6	27	1	1	2	1	17
Cody Goloubef	D	9	1	0	1	-2	0	2	0	0	0	-1	0	11	1	0	1	-3	0
Nick Drazenovic	C	4	0	0	0	-1	2	4	0	0	0	-1	2	8	0	0	0	-2	4
Sean Collins	C	0	0	0	0	0	0	5	0	0	0	-2	6	5	0	0	0	-2	6
David Savard	D	0	0	0	0	0	0	4	0	0	0	-3	0	4	0	0	0	-3	0
J. Audy-Marchessault	C	0	0	0	0	0	0	2	0	0	0	-1	0	2	0	0	0	-1	0
Nick Holden	D	0	0	0	0	0	0	2	0	0	0	1	0	2	0	0	0	1	0
John Moore	D	13	0	1	1	-4	2	4	0	0	0	-1	0	17	0	1	1	-5	2
GOALTENDERS		GP	REC	GAA	SV%					GP	REC	GAA	SV%	GP	REC	GAA	SV%		
Sergei Bobrovsky		15	6-6-3	2.46	.913					23	15-5-3	1.71	.943	38	21-11-6	2.00	.932		
Steve Mason		11	2-6-1	3.08	.897					2	1-0-0	2.20	.911	13	3-6-1	2.95	.899		

SCORING BREAKDOWN

PLAYER	EVEN STRENGTH			POWER PLAY			SHORTHANDED			HOME					ROAD				
	G	A	P	G	A	P	G	A	P	GP	G	A	P	+/-	GP	G	A	P	+/-
Vinny Prospal	8	15	23	4	3	7	0	0	0	24	6	11	17	3	24	6	7	13	0
Mark Letestu	8	12	20	3	2	5	2	0	2	23	7	10	17	10	23	6	4	10	-3
Marian Gaborik	11	7	18	1	8	9	0	0	0	23	10	10	20	4	24	2	5	7	-7
Fedor Tyutin	4	12	16	0	5	5	0	1	1	24	1	11	12	8	24	3	7	10	1
Brandon Dubinsky	1	11	12	1	6	7	0	1	1	15	2	8	10	0	14	0	10	10	2
Nick Foligno	5	11	16	1	2	3	0	0	0	23	3	9	12	6	22	3	5	7	0
Jack Johnson	2	9	11	3	5	8	0	0	0	22	4	9	13	3	22	1	5	6	-8
Artem Anisimov	10	7	17	1	0	1	0	0	0	21	6	3	9	-4	14	5	4	9	-2
Cam Atkinson	8	8	16	1	1	2	0	0	0	16	5	3	8	7	19	4	6	10	2
R.J. Umberger	6	7	13	2	3	5	0	0	0	24	3	6	9	4	24	5	4	9	-1
Matt Calvert	8	7	15	0	0	0	1	0	1	21	3	4	7	-5	21	6	3	9	-4
James Wisniewski	1	7	8	4	1	5	0	1	1	12	4	3	7	2	18	1	6	7	-3
Blake Comeau	5	6	11	0	0	0	1	0	1	20	3	2	5	2	22	3	4	7	-6
Ryan Johansen	5	6	11	0	1	1	0	0	0	21	2	5	7	0	19	3	2	5	-7
Nikita Nikitin	2	5	7	1	1	2	0	0	0	17	3	3	6	5	21	0	3	3	-3
Derek MacKenzie	3	5	8	0	0	0	0	0	0	20	2	4	6	-1	23	1	1	2	2
Dalton Prout	1	5	6	0	1	1	0	0	0	14	0	3	3	6	14	1	3	4	9
Jared Boll	2	4	6	0	0	0	0	0	0	21	1	1	2	0	22	1	3	4	1
Tim Erixon	0	3	3	0	2	2	0	0	0	17	0	4	4	1	14	0	1	1	3
Adrian Aucoin	0	4	4	0	0	0	0	0	0	16	0	3	3	-2	20	0	1	1	-6
Colton Gillies	1	1	2	0	0	0	0	0	0	13	1	1	2	4	14	0	0	0	-3
Nick Drazenovic	0	0	0	0	0	0	0	0	0	4	0	0	0	0	4	0	0	0	-2
Sean Collins	0	0	0	0	0	0	0	0	0	1	0	0	0	0	4	0	0	0	-2
David Savard	0	0	0	0	0	0	0	0	0	3	0	0	0	-3	1	0	0	0	0
J. Audy-Marchessault	0	0	0	0	0	0	0	0	0	2	0	0	0	-1	0	0	0	0	0
Nick Holden	0	0	0	0	0	0	0	0	0	2	0	0	0	+1	0	0	0	0	0

GOALTENDER	HOME				ROAD				TOTAL			
	GP	REC	GAA	SV%	GP	REC	GAA	SV%	GP	REC	GAA	SV%
Sergei Bobrovsky	20	12-3-5	1.64	.945	18	9-8-1	2.40	.917	38	21-11-6	2.00	.932
Michael Leighton	0	0-0-0	0.00	.000	1	0-1-0	5.08	.808	1	0-1-0	5.08	.808

TIME ON ICE/FACE-OFF REPORT

TIME ON ICE

PLAYER	GP	TOTAL		EVEN STRENGTH		SHORTHANDED		POWER PLAY		SHIFTS	TOI/S	SFT/G
		TOI	TOI/G	TOI	TOI/G	TOI	TOI/G	TOI	TOI/G			
Fedor Tyutin	48	1,156:35	24:05	901:47	18:47	121:51	2:32	132:57	2:46	1,302	53	27.1
Jack Johnson	44	1,142:51	25:58	860:53	19:33	122:31	2:47	159:27	3:37	1,174	58	26.7
R.J. Umberger	48	887:28	18:29	709:04	14:46	49:34	1:01	128:50	2:41	1,149	46	23.9
Marian Gaborik	47	870:25	18:31	739:03	15:43	1:54	0:02	129:28	2:45	1,052	50	22.4
Nikita Nikitin	38	805:30	21:11	644:50	16:58	89:29	2:21	71:11	1:52	938	52	24.7
Vinny Prospal	48	793:16	16:31	665:06	13:51	0:49	0:01	127:21	2:39	977	49	20.4
Mark Letestu	46	759:43	16:30	602:08	13:05	101:41	2:12	55:54	1:12	1,015	45	22.1
Nick Foligno	45	743:36	16:31	650:28	14:27	3:56	0:05	89:12	1:58	945	47	21
James Wisniewski	30	684:55	22:49	541:11	18:02	45:18	1:30	98:26	3:16	753	55	25.1
Ryan Johansen	40	643:22	16:05	546:41	13:40	3:53	0:05	92:48	2:19	843	46	21.1
Matt Calvert	42	595:32	14:10	526:13	12:31	50:09	1:11	19:10	0:27	850	42	20.2
Adrian Aucoin	36	588:00	16:20	533:30	14:49	54:12	1:30	0:18	0:00	728	48	20.2
Artem Anisimov	35	574:18	16:24	459:37	13:07	54:49	1:33	59:52	1:42	783	44	22.4
Cam Atkinson	35	545:31	15:35	475:12	13:34	24:05	0:41	46:14	1:19	738	44	21.1
Brandon Dubinsky	29	533:46	18:24	391:45	13:30	72:25	2:29	69:36	2:24	691	46	23.8
Dalton Prout	28	518:48	18:31	491:09	17:32	26:32	0:56	1:07	0:02	635	49	22.7
Blake Comeau	42	510:41	12:09	456:41	10:52	51:34	1:13	2:26	0:03	734	42	17.5
Tim Erixon	31	486:35	15:41	451:52	14:34	5:13	0:10	29:30	0:57	608	48	19.6
Derek MacKenzie	43	444:34	10:20	379:32	8:49	63:16	1:28	1:46	0:02	680	39	15.8
Derek Dorsett	24	383:45	15:59	331:12	13:48	44:16	1:50	8:17	0:20	526	44	21.9
Jared Boll	43	347:33	8:04	345:19	8:01	0:00	0:00	2:14	0:03	524	40	12.2
Colton Gillies	27	224:03	8:17	223:17	8:16	0:00	0:00	0:46	0:01	317	42	11.7
Cody Goloubef	11	162:57	14:48	161:33	14:41	0:25	0:02	0:59	0:05	208	47	18.9
Nick Drazenovic	8	79:25	9:55	71:14	8:54	7:39	0:57	0:32	0:04	124	38	15.5
Sean Collins	5	62:28	12:29	62:28	12:29	0:00	0:00	0:00	0:00	88	43	17.6
David Savard	4	52:48	13:12	49:37	12:24	2:51	0:42	0:20	0:05	68	47	17
J. Audy-Marchessault	2	21:53	10:56	20:07	10:03	0:00	0:00	1:46	0:53	30	44	15
Nick Holden	2	17:09	8:34	17:08	8:34	0:01	0:00	0:00	0:00	28	37	14

FACE-OFF REPORT

PLAYER	GP	EVEN STRENGTH		POWER PLAY		SHORTHANDED		TOTAL FACE-OFFS			
		W	L	W	L	W	L	W	L	TOTAL	FO%
Ryan Johansen	40	230	219	38	34	4	4	272	257	529	51.4
Artem Anisimov	35	205	215	29	17	15	28	249	260	509	48.9
Mark Letestu	46	192	188	16	8	36	47	244	243	487	50.1
Brandon Dubinsky	29	183	131	47	27	26	25	256	183	439	58.3
Derek MacKenzie	43	161	103	4	0	27	28	192	131	323	59.4
R.J. Umberger	48	37	36	13	13	4	5	54	54	108	50
Blake Comeau	42	36	37	0	0	4	9	40	46	86	46.5
Nick Drazenovic	8	27	23	0	0	2	2	29	25	54	53.7
Derek Dorsett	24	9	7	1	1	3	2	13	10	23	56.5
Jared Boll	43	3	5	1	0	0	0	4	5	9	44.4
Vinny Prospal	48	3	3	1	2	0	0	4	5	9	44.4
Nick Foligno	45	2	5	1	1	0	0	3	6	9	33.3
Matt Calvert	42	2	4	0	0	0	0	2	4	6	33.3
Sean Collins	5	1	4	0	0	0	0	1	4	5	20
Marian Gaborik	47	1	2	0	0	0	0	1	2	3	33.3
Colton Gillies	27	0	2	0	0	0	0	0	2	2	0
J. Audy-Marchessault	2	0	0	0	0	0	0	0	0	0	0
Cam Atkinson	35	0	0	0	0	0	0	0	0	0	0

GAME-BY-GAME RESULTS

GM	DATE	OPPONENT	DEC	RECORD	SCORE	GOALS	GWG	PP	PK	SF-SA	W-GOALIE	L-GOALIE	ATT
1	1/19/13	at Nashville	SOW	01-00-00	3-2	71p, 42	16	1-2	0-1	28-34	Bobrovsky	Rinne	17,113
2	1/21/13	Detroit	SOL	01-00-01	3-4	13,21p,22p	24	2-7	7-7	33-42	Howard	Bobrovsky	19,206
3	1/23/13	at Phoenix	L	01-01-01	1-5	51	23	0-3	4-5	26-42	LaBarbera	Mason	8,355
4	1/24/13	at Colorado	L	01-02-01	0-4	-	15	0-6	3-3	33-28	Varlamov	Bobrovsky	14,325
5	1/26/13	Chicago	L	01-03-01	2-3	10,42	19	0-5	3-3	26-24	Crawford	Mason	18,381
6	1/28/13	Dallas	W	02-03-01	2-1	15,22	22	0-7	3-4	27-25	Bobrovsky	Lehtonen	10,475
7	1/29/13	at Minnesota	L	02-04-01	2-3	10,7p	96	1-4	2-2	19-26	Backstrom	Mason	17,584
8	1/31/13	St. Louis	L	02-05-01	1-4	16p	21	1-4	3-5	25-25	Elliott	Bobrovsky	11,155
9	2/02/13	Detroit	W	03-05-01	4-2	21p,42,42,10s	42	1-3	5-5	28-34	Mason	Howard	17,612
10	2/05/13	Los Angeles	L	03-06-01	2-4	24,16	26	0-3	2-3	20-31	Quick	Mason	11,019
11	2/07/13	Calgary	OTL	03-06-02	3-4	11,10p,22	40	1-4	3-4	29-30	Irving	Bobrovsky	10,484
12	2/10/13	Edmonton	L	03-07-02	1-3	18	91	0-7	4-4	40-14	Dubnyk	Bobrovsky	14,364
13	2/11/13	San Jose	W	04-07-02	6-2	17,21p,48,6,22p,10	48	2-4	2-3	36-27	Mason	Mason	10,837
14	2/15/13	at Los Angeles	L	04-08-02	1-2	71	10	0-4	4-5	13-22	Bernier	Bobrovsky	18,118
15	2/16/13	at Phoenix	L	04-09-02	3-5	40,11,24	11	0-3	6-7	20-35	Smith	Mason	15,425
16	2/18/13	at Anaheim	L	04-10-02	2-3	22,16	10	0-3	1-3	27-29	Hiller	Bobrovsky	14,713
17	2/21/13	at Detroit	W	05-10-02	3-2	18p,15,22	22	1-3	4-4	24-30	Bobrovsky	Howard	20,066
18	2/23/13	at St. Louis	L	05-11-02	1-2	11s	57	0-4	2-2	20-23	Halak	Bobrovsky	19,457
19	2/24/13	at Chicago	L	05-12-02	0-1	-	65	0-5	3-3	28-27	Crawford	Mason	21,580
20	2/26/13	Dallas	OTL	05-12-03	4-5	6,15,13,18	21	0-1	1-1	20-39	Bachman	Bobrovsky	11,523
21	3/01/13	at Chicago	OTL	05-12-04	3-4	22,42,19	7	0-1	2-2	22-35	Emery	Mason	21,828
22	3/03/13	Colorado	OTW	06-12-04	2-1	22p,42p	42	2-5	2-2	34-19	Bobrovsky	Varlamov	13,778
23	3/05/13	Edmonton	SOW	07-12-04	4-3	24,22p,7	42	1-4	3-3	38-29	Bobrovsky	Dubnyk	14,952
24	3/07/13	Vancouver	OTS	08-12-04	2-1	18,11	11	0-3	1-1	27-35	Bobrovsky	Schneider	13,632
25	3/09/13	Detroit	W	09-12-04	3-0	13,7p,71	13	1-6	3-3	24-30	Bobrovsky	Howard	17,957
26	3/10/13	at Detroit	SOW	10-12-04	3-2	16,18	11	0-5	5-6	21-23	Bobrovsky	Howard	20,066
27	3/12/13	Vancouver	SOL	10-12-05	1-2	10	21	0-2	2-2	27-38	Luongo	Bobrovsky	14,852
28	3/14/13	Chicago	SOL	10-12-06	1-2	7p	88	1-2	1-1	30-40	Crawford	Bobrovsky	15,009
29	3/16/13	Phoenix	SOW	11-12-06	1-0	-	42	0-2	2-2	23-39	Bobrovsky	Smith	14,231
30	3/19/13	Nashville	W	12-12-06	4-3	51,10,6p,16	16	1-3	1-1	31-35	Bobrovsky	Rinne	13,364
31	3/22/13	Calgary	W	13-12-06	5-1	40,71,71,42,9	71	0-4	2-2	28-25	Bobrovsky	Kiprusoff	13,853
32	3/23/13	at Nashville	L	13-13-06	2-5	18p,42	11	1-3	0-2	23-24	Rinne	Bobrovsky	17,113
33	3/26/13	at Vancouver	SOL	13-13-07	0-1	-	40	0-2	3-3	17-34	Schneider	Bobrovsky	18,910
34	3/28/13	at Edmonton	L	13-14-07	4-6	13,11,42,13	83	0-2	2-2	30-25	Dubnyk	Bobrovsky	16,839
35	3/29/13	at Calgary	W	14-14-07	6-4	10s,22,11,16,19,18	19	0-1	3-4	25-33	Mason	Kiprusoff	19,289
36	3/31/13	Anaheim	OTW	15-14-07	2-1	16,10	55	0-1	2-2	18-30	Bobrovsky	Hiller	13,185
37	4/04/13	at Nashville	W	16-14-07	3-1	21p,10,11	10	1-2	2-2	38-39	Bobrovsky	Rinne	17,113
38	4/05/13	at St. Louis	L	16-15-07	1-3	42	42	0-2	3-4	27-19	Allen	Bobrovsky	19,224
39	4/07/13	Minnesota	L	16-16-07	0-3	-	20	0-4	1-3	24-24	Backstrom	Bobrovsky	15,909
40	4/09/13	San Jose	W	17-16-07	4-0	11,21,19,10	11	0-2	1-1	30-30	Bobrovsky	Niemi	17,771
41	4/12/13	St. Louis	W	18-16-07	4-1	13,42,19,10	42	0-1	5-5	19-32	Bobrovsky	Allen	17,007
42	4/13/13	at Minnesota	SOW	19-16-07	3-2	22,51	55	0-2	3-4	22-41	Bobrovsky	Backstrom	19,187
43	4/15/13	at Colorado	OTW	20-16-07	4-3	55,14,18,71	71	0-1	2-3	30-32	Bobrovsky	Giguere	13,694
44	4/17/13	at Anaheim	OTW	21-16-07	3-2	14,11,51	51	0-3	2-3	28-28	Bobrovsky	Fasth	15,074
45	4/18/13	at Los Angeles	L	21-17-07	1-2	47	13	0-2	1-2	21-23	Quick	Bobrovsky	18,118
46	4/21/13	at San Jose	W	22-17-07	4-3	55,22,55p,19	19	1-2	1-2	22-35	Bobrovsky	Niemi	17,562
47	4/25/13	at Dallas	W	23-17-07	3-1	13,55p,13p	55	2-4	2-3	35-32	Bobrovsky	Lehtonen	16,918
48	4/27/13	Nashville	W	24-17-07	3-1	17p,7,13	7	1-2	0-0	47-20	Bobrovsky	Mason	19,002

HOME (14-5-5, 33 PTS.)

GM	DATE	OPPONENT	DEC	RECORD	SCORE	GOALS	GWG	PP	PK	SF-SA	W-GOALIE	L-GOALIE	ATT
1	1/21/13	Detroit	SOL	01-00-01	3-4	13,21p,22p	24	2-7	7-7	33-42	Howard	Bobrovsky	19,206
2	1/26/13	Chicago	L	01-03-01	2-3	10,42	19	0-5	3-3	26-24	Crawford	Mason	18,381
3	1/28/13	Dallas	W	02-03-01	2-1	15,22	22	0-7	3-4	27-25	Bobrovsky	Lehtonen	10,475
4	1/31/13	St. Louis	L	02-05-01	1-4	16p	21	1-4	3-5	25-25	Elliott	Bobrovsky	11,155
5	2/02/13	Detroit	W	03-05-01	4-2	21p,42,42,10s	42	1-3	5-5	28-34	Mason	Howard	17,612
6	2/05/13	Los Angeles	L	03-06-01	2-4	24,16	26	0-3	2-3	20-31	Quick	Mason	11,019
7	2/07/13	Calgary	OTL	03-06-02	3-4	11,10p,22	40	1-4	3-4	29-30	Irving	Bobrovsky	10,484
8	2/10/13	Edmonton	L	03-07-02	1-3	18	91	0-7	4-4	40-14	Dubnyk	Bobrovsky	14,364
9	2/11/13	San Jose	W	04-07-02	6-2	17,21p,48,6,22p,10	48	2-4	2-3	36-27	Mason	Mason	10,837
10	2/26/13	Dallas	OTL	05-12-03	4-5	6,15,13,18	21	0-1	1-1	20-39	Bachman	Bobrovsky	11,523
11	3/03/13	Colorado	OTW	06-12-04	2-1	22p,42p	42	2-5	2-2	34-19	Bobrovsky	Varlamov	13,778
12	3/05/13	Edmonton	SOW	07-12-04	4-3	24,22p,7	42	1-4	3-3	38-29	Bobrovsky	Dubnyk	14,952
13	3/07/13	Vancouver	OTS	08-12-04	2-1	18,11	11	0-3	1-1	27-35	Bobrovsky	Schneider	13,632
14	3/09/13	Detroit	W	09-12-04	3-0	13,7p,71	13	1-6	3-3	24-30	Bobrovsky	Howard	17,957
15	3/12/13	Vancouver	SOL	10-12-05	1-2	10	21	0-2	2-2	27-38	Luongo	Bobrovsky	14,852
16	3/14/13	Chicago	SOL	10-12-06	1-2	7p	88	1-2	1-1	30-40	Crawford	Bobrovsky	15,009
17	3/16/13	Phoenix	SOW	11-12-06	1-0	-	42	0-2	2-2	23-39	Bobrovsky	Smith	14,231
18	3/19/13	Nashville	W	12-12-06	4-3	51,10,6p,16	16	1-3	1-1	31-35	Bobrovsky	Rinne	13,364
19	3/22/13	Calgary	W	13-12-06	5-1	40,71,71,42,9	71	0-4	2-2	28-25	Bobrovsky	Kiprusoff	13,853
20	3/31/13	Anaheim	OTW	15-14-07	2-1	16,10	55	0-1	2-2	18-30	Bobrovsky	Hiller	13,185
21	4/07/13	Minnesota	L	16-16-07	0-3	-	20	0-4	1-3	24-24	Backstrom	Bobrovsky	15,909
22	4/09/13	San Jose	W	17-16-07	4-0	11,21,19,10	11	0-2	1-1	30-30	Bobrovsky	Niemi	17,771
23	4/12/13	St. Louis	W	18-16-07	4-1	13,42,19,10	42	0-1	5-5	19-32	Bobrovsky	Allen	17,007
24	4/27/13	Nashville	W	24-17-07	3-1	17p,7,13	7	1-2	0-0	47-20	Bobrovsky	Mason	19,002

ROAD (10-12-2, 22 PTS.)

GM	DATE	OPPONENT	DEC	RECORD	SCORE	GOALS	GWG	PP	PK	SF-SA	W-GOALIE	L-GOALIE	ATT
1	1/19/13	at Nashville	SOW	01-00-00	3-2	71p, 42	16	1-2	0-1	28-34	Bobrovsky	Rinne	17,113
2	1/23/13	at Phoenix	L	01-01-01	1-5	51	23	0-3	4-5	26-42	LaBarbera	Mason	8,355
3	1/24/13	at Colorado	L	01-02-01	0-4	-	15	0-6	3-3	33-28	Varlamov	Bobrovsky	14,325
4	1/29/13	at Minnesota	L	02-04-01	2-3	10,7p	96	1-4	2-2	19-26	Backstrom	Mason	17,584
5	2/15/13	at Los Angeles	L	04-08-02	1-2	71	10	0-4	4-5	13-22	Bernier	Bobrovsky	18,118
6	2/16/13	at Phoenix	L	04-09-02	3-5	40,11,24	11	0-3	6-7	20-35	Smith	Mason	15,425
7	2/18/13	at Anaheim	L	04-10-02	2-3	22,16	10	0-3	1-3	27-29	Hiller	Bobrovsky	14,713
8	2/21/13	at Detroit	W	05-10-02	3-2	18p,15,22	22	1-3	4-4	24-30	Bobrovsky	Howard	20,066
9	2/23/13	at St. Louis	L	05-11-02	1-2	11s	57	0-4	2-2	20-23	Halak	Bobrovsky	19,457
10	2/24/13	at Chicago	L	05-12-02	0-1	-	65	0-5	3-3	28-27	Crawford	Mason	21,580
11	3/01/13	at Chicago	OTL	05-12-04	3-4	22,42,19	7	0-1	2-2	22-35	Emery	Mason	21,828
12	3/10/13	at Detroit	SOW	10-12-04	3-2	16,18	11	0-5	5-6	21-23	Bobrovsky	Howard	20,066
13	3/23/13	at Nashville	L	13-13-06	2-5	18p,42	11	1-3	0-2	23-24	Rinne	Bobrovsky	17,113
14	3/26/13	at Vancouver	SOL	13-13-07	0-1	-	40	0-2	3-3	17-34	Schneider	Bobrovsky	18,910
15	3/28/13	at Edmonton	L	13-14-07	4-6	13,11,42,13	83	0-2	2-2	30-25	Dubnyk	Bobrovsky	16,839
16	3/29/13	at Calgary	W	14-14-07	6-4	10s,22,11,16,19,18	19	0-1	3-4	25-33	Mason	Kiprusoff	19,289
17	4/04/13	at Nashville	W	16-14-07	3-1	21p,10,11	10	1-2	2-2	38-39	Bobrovsky	Rinne	17,113
18	4/05/13	at St. Louis	L	16-15-07	1-3	42	42	0-2	3-4	27-19	Allen	Bobrovsky	19,224
19	4/13/13	at Minnesota	SOW	19-16-07	3-2	22,51	55	0-2	3-4	22-41	Bobrovsky	Backstrom	19,187
20	4/15/13	at Colorado	OTW	20-16-07	4-3	55,14,18,71	71	0-1	2-3	30-32	Bobrovsky	Giguere	13,694
21	4/17/13	at Anaheim	OTW	21-16-07	3-2	14,11,51	51	0-3	2-3	28-28	Bobrovsky	Fasth	15,074
22	4/18/13	at Los Angeles	L	21-17-07	1-2	47	13	0-2	1-2	21-23	Quick	Bobrovsky	18,118
23	4/21/13	at San Jose	W	22-17-07	4-3	55,22,55p,19	19	1-2	1-2	22-35	Bobrovsky	Niemi	17,562
24	4/25/13	at Dallas	W	23-17-07	3-1	13,55p,13p	55	2-4	2-3	35-32	Bobrovsky	Lehtonen	16,918

STATISTICAL BREAKDOWN

TEAM BY PERIOD

SCORING	1st	2nd	3rd	OT	TOT	AVG
COLUMBUS	25	48	37	5	115	2.40
Opponents	34	39	39	3	115	2.40
SHOTS	1st	2nd	3rd	OT	TOT	AVG
COLUMBUS	406	425	416	36	1283	26.7
Opponents	473	490	432	41	1436	29.9

RECORD BY MONTH

MONTH	REC	PTS
October	0-0-0	0
November	0-0-0	0
December	0-0-0	0
January	2-5-1	5
February	3-7-2	8
March	10-2-4	24
April	9-3-0	18
TOTALS	24-17-7	55

MISCELLANEOUS RECORD

One-Goal Games	14-7-7
Two-Goal Games	5-5
Three-Goal Games	3-3
Four or More-Goal Games:	2-2

RECORD BY DAY

DAY	REC	PTS
Monday	3-1-1	7
Tuesday	3-2-3	9
Wednesday	1-1-0	2
Thursday	4-4-2	10
Friday	3-2-1	7
Saturday	6-4-0	12
Sunday	4-3-0	8
TOTALS	24-17-7	55

RECORD VS. NHL

vs. Central Division	9 - 6 - 3
vs. Pacific Division	8 - 6 - 1
vs. Northwest Division	7 - 5 - 3
vs. WESTERN CONFERENCE	24 - 17 - 7
vs. Northeast Division	0-0-0
vs. Atlantic Division	0-0-0
vs. Southeast Division	0-0-0
vs. EASTERN CONFERENCE	0-0-0

BLUE JACKETS RECORD WHEN...

PLAYING BACK-TO-BACK GAMES	OVERALL	HOME	AWAY
First Game	6-5-0	4-1-0	2-4-0
Second Game	4-7-0	1-0-0	3-7-0
SCORING			
One Goal or Less	1-10-3	1-3-2	0-7-1
Two Goals or Less	8-15-3	4-6-2	4-9-1
Three Goals	7-1-3	3-0-2	4-1-1
Four Goals or More	9-1-1	6-0-1	3-1-0
ALLOWING			
Two Goals or Less	19-4-3	12-0-2	7-4-1
Three Goals	4-6-1	2-3-1	2-3-0
Four Goals or More	1-7-3	0-2-2	1-5-1
In Overtime	10-7	5-5	5-2
Scoring a PP Goal	12-3-3	7-1-3	5-2-0
Shutout on the PP	12-14-4	7-4-2	5-10-2
Allowing a PP Goal	10-10-1	2-3-1	8-7-0
Killing All SH Situations	14-7-6	12-2-4	2-5-2
Scoring First Goal	12-6-2	7-2-1	5-4-1
Allowing First Goal	12-11-5	6-4-4	6-7-1
Leading After 1st Period	8-2-1	5-1-1	3-1-0
Tied After 1st Period	12-6-5	9-2-3	3-4-2
Trailing After 1st period	4-9-1	0-2-1	4-7-0
Leading After 2nd Period	13-0-0	9-0-0	4-0-0
Tied After 2nd Period	8-3-4	3-0-3	5-3-1
Trailing After 2nd Period	3-14-3	3-5-2	0-9-1
Leading in Shots	7-6-0	6-2-0	1-4-0
Trailing in Shots	15-9-7	7-1-5	8-8-2
Shots Are Tied	2-2-0	1-2-0	1-0-0

HAT TRICKS FOR - 0

GOALS	PLAYER	DATE	OPPONENT	OPPOSING GOALTENDER	RESULT
None					

HAT TRICKS AGAINST - 1

GOALS	PLAYER	DATE	OPPONENT	CBJ GOALTENDER	RESULT
3	Steve Sullivan	Jan. 23, 2013	at Phoenix	Steve Mason	L, 1-5

EXTRA ATTACKER GOALS FOR - 1

DATE	OPPONENT	GOAL SCORER	TIME	PERIOD	RESULT
Jan. 26, 2013	Chicago	Artem Anisimov	17:41	3rd	L, 2-3

EXTRA ATTACKER GOALS AGAINST - 1

DATE	OPPONENT	GOAL SCORER	TIME	PERIOD	RESULT
Mar. 19, 2013	Nashville	Mike Fisher	18:46	3rd	W, 4-3

SPECIAL TEAMS

POWER PLAY	PPG	ATT	PCT	RANK
Overall	22	155	14.2	28th
Home	14	86	16.3	23rd
Road	8	69	11.6	27th
2 shorthanded goals against				21st-T

PENALTY KILLING	GA	ATT	PCT	RANK
Overall	25	144	82.6	11th
Home	8	67	88.1	6th
Road	17	77	77.9	21st
3 shorthanded goals scored				9th-T

SHUTOUTS BY BLUE JACKETS - 4

DATE	OPPONENT	GOALTENDER	SV/SCORE
Mar. 9, 2013	Detroit	Sergei Bobrovsky	30/3-0
Mar. 16, 2013	Phoenix	Sergei Bobrovsky	39/1-0 SO
Mar. 26, 2013	at Vancouver	Sergei Bobrovsky	34/0-1 SO
Apr. 9, 2013	San Jose	Sergei Bobrovsky	30/4-0

SHUTOUTS BY OPPONENTS - 5

DATE	OPPONENT	GOALTENDER	SV/SCORE
Jan. 24, 2013	at Colorado	Semyon Varlamov	33/0-4
Feb. 24, 2013	at Chicago	Corey Crawford	28/0-1
Mar. 16, 2013	Phoenix	Mike Smith	23/1-0 SO
Mar. 26, 2013	at Vancouver	Cory Schneider	17/0-1 SO
Apr. 7, 2013	at Minnesota	Niklas Backstrom	24/0-3

PENALTIES

GP	PIM	AVG	RANK
48	605	12.6	23rd

SITUATIONAL SCORING

	GF	GA
5 ON 5	84	81
5 ON 4	19	1
5 ON 3	1	0
4 ON 4	4	4
4 ON 3	2	0
3 ON 3	0	0
3 ON 4	0	1
3 ON 5	0	3
4 ON 5	3	19
Empty Net	2	6
Penalty Shots	0	0
TOTALS	115	115

SPECIAL TEAMS GAME-BY-GAME

JANUARY

GM	DATE	OPPONENT	POWER PLAY	SEASON TOTAL	SEASON PCT	PENALTIES KILLED	SEASON TOTAL	SEASON PCT
1	Jan. 19	at Nashville	1-of-2	1-of-2	50.0	0-of-1	0-of-1	0.0
2	Jan. 21	DETROIT	2-of-7	3-of-9	33.3	7-of-7	7-of-8	87.5
3	Jan. 23	at Phoenix	0-of-3	3-of-12	25.0	4-of-5	11-of-13	84.6
4	Jan. 24	at Colorado	0-of-6	3-of-18	16.7	3-of-3	14-of-16	87.5
5	Jan. 26	CHICAGO	0-of-5	3-of-23	13.0	3-of-3	17-of-19	89.5
6	Jan. 28	DALLAS	0-of-7	3-of-30	10.0	3-of-4	20-of-23	86.9
7	Jan. 29	at Minnesota	1-of-4	4-of-34	11.7	2-of-2	22-of-25	88.0
8	Jan. 31	ST. LOUIS	1-of-4	5-of-38	13.2	3-of-5	25-of-30	83.3
JAN. TOTALS				5-OF-38	13.2		25-OF-30	83.3
SEASON CUMULATIVE				5-OF-38	13.2		25-OF-30	83.3

FEBRUARY

GM	DATE	OPPONENT	POWER PLAY	SEASON TOTAL	SEASON PCT	PENALTIES KILLED	SEASON TOTAL	SEASON PCT
9	Feb. 2	DETROIT	1-of-3	6-of-41	14.7	5-of-5	30-of-35	85.7
10	Feb. 5	LOS ANGELES	0-of-3	6-of-44	13.7	2-of-3	32-of-38	84.2
11	Feb. 7	CALGARY	1-of-4	7-of-48	14.6	3-of-4	35-of-42	83.3
12	Feb. 10	EDMONTON	0-of-7	7-of-55	12.7	4-of-4	39-of-46	84.8
13	Feb. 11	SAN JOSE	2-of-4	9-of-59	15.3	2-of-3	41-of-49	83.7
14	Feb. 15	at Los Angeles	0-of-4	9-of-63	14.3	4-of-5	45-of-54	83.3
15	Feb. 16	at Phoenix	0-of-3	9-of-66	13.6	6-of-7	51-of-61	83.6
16	Feb. 18	at Anaheim	0-of-3	9-of-69	13.0	1-of-3	52-of-64	81.3
17	Feb. 21	at Detroit	1-of-3	10-of-72	13.9	4-of-4	56-of-68	82.4
18	Feb. 23	at St. Louis	0-of-4	10-of-76	13.2	2-of-2	58-of-70	82.9
19	Feb. 24	at Chicago	0-of-5	10-of-81	12.3	3-of-3	61-of-73	83.6
20	Feb. 26	DALLAS	0-of-1	10-of-82	12.2	1-of-1	62-of-74	83.8
FEB. TOTALS				5-OF-44	11.4		37-OF-44	84.1
SEASON CUMULATIVE				10-OF-82	12.2		62-OF-74	83.8

MARCH

GM	DATE	OPPONENT	POWER PLAY	SEASON TOTAL	SEASON PCT	PENALTIES KILLED	SEASON TOTAL	SEASON PCT
21	Mar. 1	at Chicago	0-of-1	10-of-83	12.0	2-of-2	64-of-76	84.2
22	Mar. 3	COLORADO	2-of-5	12-of-88	13.6	2-of-2	66-of-78	84.6
23	Mar. 5	EDMONTON	1-of-4	13-of-92	14.1	3-of-3	69-of-81	85.2
24	Mar. 7	VANCOUVER	0-of-3	13-of-95	13.7	1-of-1	70-of-82	85.4
25	Mar. 9	DETROIT	1-of-6	14-of-101	13.9	3-of-3	73-of-85	85.9
26	Mar. 10	at Detroit	0-of-5	14-of-106	13.2	5-of-6	78-of-91	85.7
27	Mar. 12	VANCOUVER	0-of-2	14-of-108	13.0	2-of-2	80-of-93	86.0
28	Mar. 14	CHICAGO	1-of-2	15-of-110	13.6	1-of-1	81-of-94	86.2
29	Mar. 16	PHOENIX	0-of-2	15-of-112	13.4	2-of-2	83-of-96	86.5
30	Mar. 19	NASHVILLE	1-of-3	16-of-115	14.0	1-of-1	84-of-97	86.7
31	Mar. 22	CALGARY	0-of-4	16-of-119	13.4	2-of-2	86-of-99	86.9
32	Mar. 23	at Nashville	1-of-3	17-of-122	13.9	0-of-2	86-of-101	85.1
33	Mar. 26	at Vancouver	0-of-2	17-of-124	13.7	3-of-3	89-of-104	85.6
34	Mar. 28	at Edmonton	0-of-2	17-of-126	13.5	2-of-2	91-of-106	85.8
35	Mar. 29	at Calgary	0-of-1	17-of-127	13.4	3-of-4	94-of-110	85.5
36	Mar. 31	ANAHEIM	0-of-1	17-of-128	13.3	2-of-2	96-of-112	85.7
MAR. TOTALS				7-OF-46	15.2		34-OF-38	89.5
SEASON CUMULATIVE				17-OF-128	13.3		96-OF-112	85.7

APRIL

GM	DATE	OPPONENT	POWER PLAY	SEASON TOTAL	SEASON PCT	PENALTIES KILLED	SEASON TOTAL	SEASON PCT
37	Apr. 4	at Nashville	1-of-2	18-of-130	13.8	2-of-2	98-of-114	85.9
38	Apr. 5	at St. Louis	0-of-2	18-of-132	13.6	3-of-4	101-of-118	85.6
39	Apr. 7	MINNESOTA	0-of-4	18-of-136	13.2	1-of-3	102-of-121	84.3
40	Apr. 9	SAN JOSE	0-of-2	18-of-138	13.0	1-of-1	103-of-122	84.4
41	Apr. 12	ST. LOUIS	0-of-1	18-of-139	12.9	5-of-5	108-of-127	85.0
42	Apr. 13	at Minnesota	0-of-2	18-of-141	12.8	3-of-4	111-of-131	84.7
43	Apr. 15	at Colorado	0-of-1	18-of-142	12.7	2-of-3	113-of-134	84.3
44	Apr. 17	at Anaheim	0-of-3	18-of-145	12.4	2-of-3	115-of-137	83.9
45	Apr. 18	at Los Angeles	0-of-2	18-of-147	12.2	1-of-2	116-of-139	83.5
46	Apr. 21	at San Jose	1-of-2	19-of-149	12.8	1-of-2	117-of-141	82.9
47	Apr. 25	at Dallas	2-of-4	21-of-153	13.7	2-of-3	119-of-144	82.6
48	Apr. 27	NASHVILLE	1-of-2	22-of-155	14.2	0-of-0	119-of-144	82.6
APR. TOTALS				5-OF-27	18.5		23-OF-32	71.9
SEASON CUMULATIVE				22-OF-155	14.2		119-OF-144	82.6

TEAM SCORING

Most goals - game:	6	2x, Mar. 29 at Calgary - most recent
Most goals - period:	4	2nd period, Mar. 29 at Calgary
	-	
Most goals allowed - game:	6	Mar. 28 at Edmonton
Most goals allowed - period:	4	1st period, Mar. 23 at Nashville
Fewest goals - game:	0	5x, Apr. 7 vs. Minnesota - most recent
Fewest goals allowed - game:	0	4x, Apr. 9 vs. San Jose - most recent
Most power play goals - game:	2	4x, Apr. 25 at Dallas - most recent
Most power play goals allowed - game:	2	4x, Apr. 7 vs. Minnesota - most recent
Most power play attempts - game:	7	3x, Feb. 10 vs. Edmonton - most recent
Most power play attempts allowed - game:	7	2x, Feb. 16 at Phoenix - most recent
Most shorthanded goals - game:	1	3x, Mar. 29 at Calgary - most recent
Most shorthanded goals allowed - game:	1	Feb. 10 vs. Edmonton
Best power play efficiency:	2-of-4	2x, Feb. 11 vs. San Jose & Apr. 24 at Dallas
Best penalty killing efficiency:	7-of-7	Jan. 21 vs. Detroit
Largest margin of victory:	4	2x, Mar. 22 vs. Calgary - most recent
Largest margin of defeat:	4	2x, Jan. 24 at Colorado - most recent

SHOTS

Most shots - game:	47	Apr. 27 vs. Nashville
Most shots - period:	25	3rd period, Apr. 27 vs. Nashville
Most shots - overtime period:	6	Mar. 14 vs. Chicago
Most shots allowed - game:	42	2x, Jan. 23 at Phoenix - most recent
Most shots allowed - period:	18	2nd period, Mar. 12 vs. Vancouver
Most shots allowed - overtime period:	7	Mar. 14 vs. Chicago
Fewest shots - game:	13	Feb. 15 at Los Angeles
Fewest shots - period:	1	Mar. 31 vs. Anaheim, 3rd period
Fewest shots - overtime period:	0	Feb. 26 vs. Dallas
Fewest shots allowed - game:	14	Feb. 10 vs. Edmonton
Fewest shots allowed - period:	3	4x Apr. 18 at Los Angeles - most recent
Fewest shots allowed - overtime period:	0	Apr. 18 at Anaheim

PENALTIES

Most penalties - game:	10	2x, Jan. at St. Louis - most recent
Most penalties - period:	7	2nd period, Jan. 31 at St. Louis
Most penalty minutes - game:	40	Jan. 31 at St. Louis
Most penalty minutes - period:	34	2nd period, Jan. 31 at St. Louis
Fewest penalties - game:	1	2x, Mar. 19 vs. Nashville - most recent
Fewest penalty minutes - game:	2	2x, Mar. 19 vs. Nashville - most recent

STREAKS

Longest winning streak - overall:	5	Mar. 3-Mar. 10
Longest winning streak - home:	4	Mar. 3-Mar. 9
Longest winning streak - road:	3	Apr. 13 at Minnesota-Apr. 17 at Anaheim
Longest regulation unbeaten streak:	12	Feb. 26-Mar. 22 (8-0-4)
Longest reg. unbeaten streak - home:	11	Feb. 26-Apr. 7 (8-0-3)
Longest reg. unbeaten streak - road:	3	Apr. 13 at Minnesota-Apr. 17 at Anaheim
Longest regulation losing streak - overall:	3	2x, Feb. 15-18- most recent
Longest reg. losing streak - home:	1	3x, Apr. 7 vs. Minnesota - most recent
Longest reg. losing streak - road:	6	Jan. 23-Feb. 21
Longest streak without a win - overall:	4	2x, Feb. 23-Mar. 1 - most recent
Longest streak without a win - home:	3	Feb. 5-10
Longest streak without a win - road:	6	Jan. 23-Feb. 21

FRANCHISE RECORD

8	3x, Nov. 10, 2010 vs. St. Louis - most recent
5	2x, 2nd period, Mar. 25, 2010 vs. Chicago - most recent
10	Mar. 30, 2002 at San Jose
6	2nd period, Dec. 17, 2005 at Nashville
0	91x, Apr. 7, 2013 vs. Minnesota - most recent
0	64x, Apr. 9, 2013 vs. San Jose - most recent
5	Dec. 10, 2006 vs. Ottawa
5	3x, Jan. 6, 2007 at San Jose - most recent
13	2x, Jan. 24, 2004 vs. Chicago - most recent
12	2x, Oct. 26, 2005 vs. Nashville - most recent
2	2x, Mar. 22, 2011 at Colorado - most recent
2	9x, Feb. 1, 2011 vs. Chicago - most recent
2-of-2	3x, Jan. 17, 2012 vs. Edmonton - most recent
9-of-9	4x, Mar. 12, 2011 at Carolina - most recent
7	Nov. 10, 2010 vs. St. Louis
8	3x, Nov. 11, 2009 vs. Detroit

54	Apr. 3, 2012 at Phoenix
25	3rd period, Apr. 27, 2013 vs. Nashville
7	Nov. 1, 2008 vs. Chicago
52	Jan. 14, 2006 at Florida
25	3rd period, Nov. 19, 2010 at Anaheim
11	Jan. 11, 2004 at Anaheim
10	Apr. 1, 2003 at Philadelphia
1	9x, Mar. 31, 2013 vs. Anaheim - most recent
0	27x, Feb. 26, 2013 vs. Dallas - most recent
13	Feb. 21, 2009 vs. Anaheim
0	2x, Oct. 21, 2007 vs. Vancouver - most recent
0	17x, Apr. 18, 2013 at Anaheim - most recent

21	Jan. 11, 2006 vs. Pittsburgh
13	3rd period, Feb. 7, 2006 at Vancouver
70	Feb. 21, 2003 at San Jose
52	2nd period, Mar. 26, 2009 vs. Calgary
0	Mar. 27, 2010 vs. NY Islanders
0	Mar. 27, 2010 vs. NY Islanders

6	Mar. 24-Apr. 3, 2006
6	Dec. 26, 2007-Jan. 15, 2008
6	Jan. 19-Feb. 18, 2011
12	Feb. 26-Mar. 22, 2013 (8-0-4)
11	Feb. 26-Apr. 7, 2013 (8-0-3)
8	Jan. 15-Feb. 18, 2011, (6-0-2)
8	2x, Nov. 17-Dec. 3, 2000
6	Oct. 12-Nov. 9, 2001
9	Oct. 12-Nov. 20, 2005
9	2x, Dec. 10-26, 2009 (0-7-2) - most recent
8	2x, Oct. 4-Nov. 9, 2001 (0-6-2-0)
14	Oct. 9-Dec. 23, 2003 (0-11-1-2)

* Bold indicates team record set this season ----- bold italics indicates tied team record this season

INDIVIDUAL HIGHS

INDIVIDUAL

Most goals - game:	2	5x, Cam Atkinson Apr. 25 at Dallas - most recent
Most assists - game:	3	Vinny Prospal, Mar. 19 vs. Nashville
Most points - game:	3	4x, Mark Letestu Apr. 21 at San Jose - most recent
Most goals - period:	2	2x, Nick Foligno Mar. 22 vs. Calgary - most recent
Most assists - period:	2	4x, Brandon Dubinsky, 2nd period, Apr. 13 at Minnesota - most recent
Most points - period:	2	9x, Mark Letestu, 2nd period, Apr. 21 at San Jose - most recent
Most power play goals - game:	1	20, Cam Atkinson Apr. 25 at Dallas - most recent
Most shorthanded goals - game:	1	3x, Mark Letestu Mar. 29 at Calgary - most recent
Most shots on goal - game:	9	Cam Atkinson, Mar. 28 at Edmonton
Most shots on goal - period:	4	9x, Jack Johnson and Brandon Dubinsky, 3rd period, April 27 vs. Nashville - most recent
Highest Plus/Minus:	+4	Dalton Prout, Mar. 29 at Calgary
Lowest Plus/Minus:	-3	7x, Ryan Johansen Feb. 26 vs. Dallas - most recent
Most penalty minutes - game:	20	Brandon Dubinsky, Feb. 5 vs. Los Angeles
Most penalty minutes - period:	20	Brandon Dubinsky, 2nd period, Feb. 5 vs. Los Angeles
Most ice time - forward (regulation game):	23:22	Brandon Dubinsky, Jan. 31 vs. St. Louis
Most ice time - def. (regulation game):	34:59	Jack Johnson, Feb. 2 vs. Detroit
Most ice time - forward (overtime game)	22:29	R.J. Umberger, Feb. 7 vs. Calgary
Most ice time - def. (overtime game)	32:04	Jack Johnson, Jan. 21 vs. Detroit
Longest point scoring streak:	5	F. Tyutin, Apr. 13-21
Longest goal-scoring streak:	3	Vinny Prospal, Mar. 1-5
Longest assist-scoring streak:	4	2x, Ryan Johansen, Mar. 5-10 - most recent
Most saves by a goalie - game:	39	4x, Sergei Bobrovsky, Apr. 13 at Minnesota (3-2 SOW), 41 shots - most recent
Most saves by a goalie - period:	17	Sergei Bobrovsky, 2nd period, Mar. 12 vs. Vancouver

MISCELLANEOUS

Fastest goal to start - game:	0:10	Cam Atkinson, Mar. 28 at Edmonton
Fastest goal to start allowed - game:	0:18	Damien Brunner, Feb. 21 at Detroit
Fastest goal to start - period:	0:10	Cam Atkinson, 1st period, Mar. 28 at Edmonton
Fastest goal to start allowed - period:	0:18	Damien Brunner, 1st period, Feb. 21 at Detroit
Fastest two goals:	0:08	Vinny Prospal 5:37 (2nd) & Mark Letestu 5:45 (2nd) Feb. 11 vs. San Jose
Fastest two goals against:	0:21	Peter Holland 15:56 (1st) & Ryan Getzlaf 16:17 (1st) - Feb 18 at Anaheim
Fastest three goals:	1:15	Nick Foligno 13:05 (2nd), Nick Foligno 13:56 (2nd) & Artem Anisimov 14:20 (2nd), Mar. 22 vs. Calgary
Fastest three goals against:	1:54	Shea Weber 8:21 (1st), David Legwand 9:46 (1st) & Matt Halischuck 10:15 (1st), Mar. 23 at Nashville

FRANCHISE RECORD

4	Geoff Sanderson, Mar. 29, 2003 at Calgary
5	Espen Knutsen, Mar. 24, 2001 vs. Calgary
5	4x, David Vyborny Feb. 28, 2004 vs. Colorado - most recent
3	3x, Jeff Carter, 1st period, Dec. 22, 2011 at Nashville - most recent
3	6x, Alexander Svitov, 3rd period, Jan. 5, 2007 at Anaheim - most recent
3	21x, Jeff Carter, 1st period Dec. 22, 2011 at Nashville - most recent
3	Bryan Berard, Jan. 9, 2006 at Phoenix
3	Bryan Berard, Jan. 9, 2006 at Phoenix
1	71x, Mark Letestu Mar. 29, 2013 at Calgary - most recent
10	7x, Rick Nash, Jan. 17, 2008 at Phoenix - most recent
7	Ray Whitney, 3rd period Nov. 12, 2002 at Colorado
+4	18x, Dalton Prout Mar. 29, 2013 at Calgary - most recent
-5	3x, Espen Knutsen Feb. 23, 2003 at Vancouver - most recent
31	Duvie Westcott, Apr. 13, 2006 vs. St. Louis
31	Duvie Westcott, 2nd period, Apr. 13, 2006 vs. St. Louis
27:19	Ray Whitney, Oct. 14, 2002 vs. Phoenix
34:59	Jack Johnson, Feb. 2, 2013 vs. Detroit
27:43	David Vyborny, Dec. 8, 2005 vs. NY Islanders
33:18	Deron Quint, Nov. 21, 2001 vs. Detroit
10	R.J. Umberger, Nov. 10-Dec. 1, 2010 (3-10-13)
7	Geoff Sanderson, Nov. 5-17, 2002 (8g)
8	R.J. Umberger, Nov. 10-26, 2010 (8a)
48	2x, Pascal Leclaire, Jan. 14, 2006 at Florida (5-4 OTW), 52 shots - most recent
24	Steve Mason, 3rd period, Nov. 19 at Anaheim
0:10	2x, Cam Atkinson, Mar. 28, 2013 at Edmonton - most recent
0:08	2x, Antti Laaksonen, Feb. 10, 2006 vs. Colorado - most recent
0:10	2x, Cam Atkinson, Mar. 28, 2013, 1st period at Edmonton - most recent
0:08	Mike Modano, 1st period, Dec. 27, 2003 vs. Dallas
0:08	2x, Vinny Prospal 5:37 (2nd) & Mark Letestu Mark Letestu 5:45 (2nd) Feb. 11, 2013 vs. San Jose - most recent
0:05	Tomas Holmstrom 10:44 (2nd) & Pavel Datsyuk 10:49 (2nd) - Nov. 24, 2007 vs. Detroit
1:15	Nick Foligno 13:05 (2nd), Nick Foligno 13:56 (2nd) & Artem Anisimov 14:20 (2nd), Mar. 22 vs. Calgary - most recent
1:16	Tomas Holmstrom 8:05 (3rd), Holmstrom 8:45 (3rd), & Dan Cleary 9:21 (3rd), Apr. 7, 2010 at Detroit

INJURY REPORT

The Blue Jackets lost a total of 137 man games due to injury in 2012-13... The man games missed totals for the club's previous seasons were – 2011-12: 411, 2010-11: 244; 2009-10: 275; 2008-09: 343; 2007-08: 233; 2006-07: 290; 2005-06: 289; 2003-04: 213; 2002-03: 199; 2001-02: 155 and 2000-01: 176.

Player	Date of Injury/First Game Missed	First Game Back From Injury	Games Missed
Artem Anisimov	Feb. 16 at Phoenix Feb. 23 at St. Louis Mar. 9 vs. Detroit Apr. 15 at Colorado	Feb. 21 at Detroit Mar. 1 at Chicago Mar. 14 vs. Chicago Apr. 27 vs. Nashville	2 3 3 5
Cam Atkinson	Jan. 24 at Colorado	Feb. 21 at Detroit	13
Adrian Aucoin	Jan. 31 vs. St. Louis	Feb. 15 at Los Angeles	6
Jared Boll	Mar. 31 vs. Anaheim	Apr. 12 vs. St. Louis	5
Matt Calvert	Jan. 29 at Minnesota Apr. 21 at San Jose	Feb. 5 vs. Los Angeles Missed Rest of Season	3 3
Brandon Dubinsky	Feb. 18 at Anaheim Mar. 22 vs. Calgary Apr. 7 vs. Minnesota	Mar. 12 vs. Vancouver Apr. 4 at Nashville Apr. 12 vs. St. Louis	11 6 2
Tim Erixon	Mar. 31 vs. Anaheim	Apr. 12 vs. St. Louis (DND)	5
Nick Foligno	Mar. 28 at Edmonton	Apr. 4 at Nashville	4
Jack Johnson	Feb. 24 at Chicago	Mar. 5 vs. Edmonton	4
Derek MacKenzie	Mar. 12 vs. Vancouver	Mar. 19 vs. Nashville	3
Nikita Nikitin	Jan. 31 vs. St. Louis Mar. 5 vs. Edmonton Mar. 14 vs. Chicago Apr. 7 vs. Minnesota Apr. 18 at Los Angeles	Feb. 7 vs. Calgary Mar. 7 vs. Vancouver Mar. 16 vs. Phoenix Apr. 9 vs. San Jose Missed Rest of Season	3 1 1 11 4
James Wisniewski	Feb. 5 vs. Los Angeles Feb. 26 vs. Dallas	Feb. 10 vs. Edmonton Mar. 28 at Edmonton	2 14
TOTAL MAN GAMES MISSED:			137*
* Includes 35 man games lost from traded players			

TRANSACTIONS

DATE	TRANSACTION
Jan. 17, 2013	Assigned D Tim Erixon to Springfield (AHL) and C Boone Jenner to Oshawa (OHL)
Jan. 23, 2013	Placed RW Cam Atkinson on Injured Reserve
Jan. 30, 2013	Recalled D Tim Erixon and C Jonathan Audy-Marchessault from Springfield (AHL)
Jan. 30, 2013	Placed LW Matt Calvert on Injured Reserve
Feb. 3, 2013	Placed D Nikita Nikitin on Injured Reserve retroactive to Jan. 29 and recalled D Nick Holden from Springfield (AHL)
Feb. 4, 2013	Placed D Adrian Aucoin on Injured Reserve retroactive to Jan. 29 and recalled D Cody Goloubef from Springfield (AHL)
Feb. 5, 2013	Activated LW Matt Calvert off Injured Reserve and reassigned C Jonathan Audy-Marchessault to Springfield (AHL)
Feb. 6, 2013	Assigned C Ryan Johansen to Springfield (AHL)
Feb. 7, 2013	Activated D Nikita Nikitin off Injured Reserve
Feb. 9, 2013	Assigned D David Savard to Springfield (AHL)
Feb. 12, 2013	Reassigned D Nick Holden to Springfield (AHL)
Feb. 13, 2013	Recalled C Nick Drazenovic from Springfield (AHL)
Feb. 15, 2013	Activated D Adrian Aucoin off Injured Reserve
Feb. 17, 2013	Recalled C Sean Collins from Springfield (AHL)
Feb. 17, 2013	Reassigned D Cody Goloubef to Springfield (AHL)
Feb. 20, 2013	Activated RW Cam Atkinson off Injured Reserve and reassigned C Nick Drazenovic to Springfield (AHL)
Feb. 20, 2013	Placed C Brandon Dubinsky on Injured Reserve
Feb. 23, 2013	Recalled C Nick Drazenovic from Springfield (AHL)
Feb. 24, 2013	Recalled C Ryan Johansen from Springfield (AHL)
Feb. 24, 2013	Placed D Jack Johnson on Injured Reserve
Feb. 25, 2013	Reassigned C Sean Collins to Springfield (AHL)
Feb. 25, 2013	Recalled D Cody Goloubef from Springfield (AHL)
Feb. 27, 2013	Placed D James Wisniewski on Injured Reserve
Mar. 1, 2013	Recalled D Dalton Prout from Springfield (AHL)
Mar. 4, 2013	Placed D John Moore on Injured Reserve
Mar. 5, 2013	Activated D Jack Johnson off Injured Reserve
Mar. 6, 2013	Reassigned C Nick Drazenovic to Springfield (AHL)
Mar. 8, 2013	Placed RW Derek Dorsett on Injured Reserve and recalled C Nick Drazenovic from Springfield (AHL)
Mar. 10, 2013	Acquired RW Spencer Machacek from Winnipeg in exchange for RW Tomas Kubalik
Mar. 10, 2013	Assigned RW Spencer Machacek to Springfield (AHL)
Mar. 11, 2013	Reassigned D Cody Goloubef to Springfield (AHL)
Mar. 12, 2013	Activated C Brandon Dubinsky off Injured Reserve
Mar. 12, 2013	Acquired RW Matt Ford from Philadelphia in exchange for future considerations
Mar. 12, 2013	Assigned RW Matt Ford to Springfield (AHL)
Mar. 13, 2013	Recalled D Cody Goloubef from Springfield (AHL)
Mar. 14, 2013	Reassigned C Nick Drazenovic to Springfield (AHL)
Mar. 15, 2013	Activated D John Moore off Injured Reserve and reassigned D Cody Goloubef to Springfield (AHL)
Mar. 15, 2013	Recalled C Sean Collins from Springfield (AHL)
Mar. 16, 2013	Reassigned C Sean Collins to Springfield (AHL)
Mar. 23, 2013	Recalled C Sean Collins from Springfield (AHL)
Mar. 28, 2013	Activated D James Wisniewski off Injured Reserve
Mar. 28, 2013	Placed C Brandon Dubinsky on Injured Reserve retroactive to Mar. 22
Mar. 31, 2013	Placed LW Nick Foligno on Injured Reserve retroactive to Mar. 26 and recalled C Nick Drazenovic from Springfield (AHL)
Mar. 31, 2013	Reassigned C Nick Drazenovic to Springfield (AHL)
Apr. 2, 2013	Re-signed C Mark Letestu to a two-year contract extension through 2014-15
Apr. 3, 2013	Acquired RW Marian Gaborik, D Steven Delisle and D Blake Parlett from NY Rangers in exchange for C Derek Dorsett, C Derick Brassard, D John Moore and a sixth round selection at the 2013 NHL Entry Draft
Apr. 3, 2013	Assigned D Blake Parlett to Springfield (AHL) and D Steven Delisle to Greenville (ECHL)
Apr. 3, 2013	Acquired LW Blake Comeau from Calgary in exchange for a fifth round selection at the 2013 NHL Entry Draft
Apr. 3, 2013	Acquired G Michael Leighton and a fifth round selection at the 2015 NHL Entry Draft from Philadelphia in exchange for G Steve Mason
Apr. 3, 2013	Acquired G Patrick Killeen from Pittsburgh in exchange for future considerations and assigned him to Springfield (AHL)
Apr. 3, 2013	Activated LW Nick Foligno and C Brandon Dubinsky from Injured Reserve
Apr. 3, 2013	Assigned C Sean Collins to Springfield (AHL)
Apr. 5, 2013	Recalled D Cody Goloubef from Springfield (AHL)
Apr. 5, 2013	Reassigned D Cody Goloubef to Springfield (AHL)
Apr. 6, 2013	Recalled D Cody Goloubef from Springfield (AHL)
Apr. 8, 2013	Recalled C Michael Chaput from Springfield (AHL)
Apr. 9, 2013	Reassigned C Michael Chaput and D Cody Goloubef to Springfield (AHL)
Apr. 10, 2013	Signed C Lukas Sedlak to a three-year, entry-level contract
Apr. 11, 2013	Assigned C Boone Jenner to Springfield (AHL)
Apr. 16, 2013	Recalled D David Savard from Springfield (AHL)
Apr. 17, 2013	Reassigned D David Savard to Springfield (AHL)
Apr. 18, 2013	Recalled D David Savard from Springfield (AHL)
Apr. 21, 2013	Reassigned D David Savard to Springfield (AHL)
Apr. 23, 2013	Re-signed LW Matt Calvert to a two-year contract extension through 2014-15
Apr. 26, 2013	Re-signed RW Cam Atkinson to a two-year contract extension through 2014-15



COLUMBUS BLUE JACKETS

VS. THE NHL

Reebok

JOIN THE
BATTLE




ANAHEIM DUCKS

Honda Center / 2695 Katella Ave. / Anaheim, CA 92806
ducks.nhl.com / p: 714.940.2900 / f: 714.940.2953



BRUCE BOUDREAU



COREY PERRY

DIRECTORY

First Season: 1993-94
Home Ice: Honda Center
Capacity: 17,174 (opened in 1993)
Playoff Appearances: 9 (most recent, 2012-13)
Stanley Cup Titles: 1 (2007)
Head Coach: Bruce Boudreau
Assistant Coaches:
Brad Lauer, Bob Woods, Scott Niedermayer
Executive Vice President and General Manager: Bob Murray
Public Relations Contact:
Alex Gilchrist, 714.940.2911
Public Relations Fax: 714.940.2925
Press Box Phone: 714.704.2623

2012-13 SEASON

Record: 30-12-6, 66 pts.
Home: 16-7-1, 33pts.
Away: 14-5-5, 33 pts.
Playoffs: Lost 4-3 (DET) in CQF

LEADERS

Points: Ryan Getzlaf, 49
Goals: Ryan Getzlaf and Corey Perry, 15
Assists: Ryan Getzlaf, 34
+/-: Francois Beauchemin & Sheldon Souray, 19
PIM: Corey Perry, 72
Def. Points: Francois Beauchemin, 24
Goaltending: Jonas Hiller, 15-6-4, 2.36 GAA, .913 SV%, 1 SO

2012-13 RESULTS (2-1-0)

DATE	RESULT	ATTN	W/L GOALTENDERS	GWG GOAL
Feb. 18, 2013	at ANA 3, CBJ 2	14,713	Jonas Hiller/Sergei Bobrovsky	Corey Perry
Mar. 31, 2013	at CBJ 2, ANA 1 OT	13,185	Sergei Bobrovsky/Jonas Hiller	Mark Letestu
Apr. 17, 2013	CBJ 3, at ANA 2 OT	15,074	Sergei Bobrovsky/Viktor Fasth	Fedor Tyutin

GOALS BY PERIOD	1ST	2ND	3RD	OT	TOTAL	SHOTS BY PERIOD	1ST	2ND	3RD	OT	TOTAL
Columbus	1	2	2	2	7	Columbus	28	21	18	6	73
Anaheim	3	0	3	0	6	Anaheim	32	17	37	1	87

POWER PLAY	GOALS	ATTEMPTS	PCT	PENALTY KILLING	KILLS	ATTEMPTS	PCT
Columbus	0	7	0.0	Columbus	5	8	62.5
Anaheim	3	8	37.5	Anaheim	7	7	100

COLUMBUS	GP	G	A	TP	+/-	PM	PP	SH	S	PCT
LETESTU	3	1	2	3	2	2	0	0	2	50.0
BRASSARD	2	2	0	2	1	0	0	0	6	33.3
PROSPAL	3	1	1	2	1	0	0	0	2	50.0
WISNIEWSKI	3	0	2	2	1	2	0	0	6	0.0
PROUT	2	0	2	2	3	0	0	0	1	0.0
COMEAU	1	1	0	1	1	2	0	0	1	100.0
TYUTIN	3	1	0	1	2	6	0	0	6	16.7
CALVERT	3	1	0	1	1	0	0	0	9	11.1
DORSETT	1	0	1	1	1	0	0	0	0	0.0
FOLIGNO	2	0	1	1	1	0	0	0	3	0.0

ANAHEIM	GP	G	A	TP	+/-	PM	PP	SH	S	PCT
GETZLAF	3	1	2	3	0	0	0	0	5	20.0
PERRY	3	1	1	2	1	6	1	0	7	14.3
SOURAY	3	0	2	2	-1	2	0	0	2	0.0
VATANEN	1	1	0	1	0	0	1	0	2	50.0
ETEM	2	1	0	1	1	0	0	0	7	14.3
STECKEL	2	1	0	1	0	4	0	0	4	25.0
HOLLAND	1	1	0	1	0	2	1	0	2	50.0
LOVEJOY	3	0	1	1	-3	0	0	0	5	0.0
BELESKEY	2	0	1	1	0	0	0	0	3	0.0
COGLIANO	3	0	1	1	-1	0	0	0	6	0.0

GOALTENDING

COLUMBUS	GP	MIN	GA	AVG	EN	SO	W	L	OTL	SA	SV%
BOBROVSKY	3	184	6	1.95	0	0	2	1	0	87	.931

ANAHEIM	GP	MIN	GA	AVG	EN	SO	W	L	OTL	SA	SV%
HILLER	2	124	4	1.94	0	0	1	0	1	45	.911
FASTH	1	62	3	2.89	0	0	0	0	1	28	.893

COLUMBUS VS. ANAHEIM ALL-TIME

SEASON	W-L-T/O	HOME	AWAY	GF-GA	SF-SA	PP	PK	PIM
2000-01	3-0-0-1	2-0-0-0	1-0-0-1	16-10	84-121	8-of-19	13-of-16	36-44
2001-02	3-1-0-0	2-0-0-0	1-1-0-0	10-8	115-123	3-of-12	18-of-19	58-44
2002-03	0-4-0-0	0-2-0-0	0-2-0-0	5-14	113-125	1-of-18	12-of-15	49-55
2003-04	2-1-1-0	2-0-0-0	0-1-1-0	8-7	118-152	2-of-20	19-of-20	44-42
2005-06	2-2-0	1-1-0	1-1-0	9-10	123-150	5-of-37	19-of-22	70-110
2006-07	2-2-0	0-2-0	2-0-0	13-16	130-130	1-of-22	15-of-21	87-78
2007-08	1-1-2	1-0-1	0-1-1	9-7	119-124	6-of-31	20-of-24	99-104
2008-09	1-3-0	0-2-0	1-1-0	9-13	121-98	3-of-24	13-of-15	83-103
2009-10	3-1-0	1-1-0	2-0-0	14-11	133-133	4-of-16	13-of-16	65-79
2010-11	2-2-0	1-1-0	1-1-0	9-13	115-133	3-of-14	10-of-16	61-68
2011-12	2-2-0	1-1-0	1-1-0	13-15	87-117	5-of-15	11-of-17	101-90
2012-13	2-1-0	1-0-0	1-1-0	7-6	73-87	0-of-7	5-of-8	20-18
TOTAL	23-20-4	12-10-1	11-10-3	122-130	1331-1493	41-of-235	168-of-209	773-835

OVERALL

Current Streak:	2-0-0 since 3/31/13
Last Win:	4/17/13 3-2 at ANA
Last Regulation Loss:	2/18/13, 2-3 at ANA
Most Lopsided Win:	4, 10/5/7 (4-0 at CBJ)
Most Lopsided Loss:	6, 1/7/11 (0-6 at ANA)
Last Tie:	1/11/04, 2-2 at ANA
Last OT Game:	4/17/13, 3-2 OTW at ANA
OT Record (W-L-T):	6-3-1
Most Goals Scored:	6, 10/24/09 at ANA (6-4 W)
Most Goals Allowed:	7, 1/8/12 at ANA (4-7 L)
Most Goals, Both Teams:	11, 1/8/12 at ANA (4-7 L)
Longest Win Streak:	5, 1/27/01 - 12/31/01
Longest Pts. Streak:	7, 12/6/00 - 12/31/01 (6-0-1)
Longest Pointless Streak:	5, 1/30/02 - 3/24/03
Longest Winless Streak:	5, 2x, 11/1/07 - 12/7/08 (0-3-2)

AT CBJ

Current Streak:	1-0-0 since 3/31/13
Last Win:	3/31/13, 2-1
Last Regulation Loss:	2/12/12, 3-5
Most Lopsided Win:	4, 10/5/7 (4-0)
Most Lopsided Loss:	3, 2x (2/21/09 most recent, 2-5)
Last Tie:	None
Last OT Game:	3/31/13, 2-1 OTW
OT Record (W-L-T):	2-1-0
Most Goals Scored:	5, 12/6/00 (5-2 W)
Most Goals Allowed:	5, 3x (2/12/12 most recent, 3-5 L)
Most Goals, Both Teams:	8, 2/12/12 (3-5 L)
Longest Win Streak:	4, 12/6/00 - 12/31/01
Longest Pts. Streak:	4, 12/6/00 - 12/31/01 (4-0-0)
Longest Pointless Streak:	3, 3/19/06 - 4/7/07
Longest Winless Streak:	3, 2x, 12/10/07 - 2/21/09 most recent (0-2-1)

AT ANA

Current Streak:	1-0-0 since 4/17/13
Last Win:	4/17/13, 3-2
Last Regulation Loss:	2/18/13, 2-3
Most Lopsided Win:	3, 2x (3/9/10 most recent, 5-2)
Most Lopsided Loss:	6, 1/7/11 (0-6)
Last Tie:	1/11/04, 2-2 at ANA
Last OT Game:	4/17/13, 3-2 OTW
OT Record (W-L-T):	4-2-1
Most Goals Scored:	6, 10/24/09 (6-4 W)
Most Goals Allowed:	7, 1/8/12 (4-7 L)
Most Goals, Both Teams:	11, 1/8/12 (4-7 L)
Longest Win Streak:	4, 12/31/08 - 11/19/10
Longest Pts. Streak:	4, 2x, 12/31/08-11/19/10 most recent (4-0-0)
Longest Pointless Streak:	3, 1/30/02 - 3/24/03
Longest Winless Streak:	6, 1/30/02 - 10/14/05 (0-5-1)

ALL-TIME RESULTS

2000-01	(3-0-0-1)	2001-02	(3-1-0-0)	2002-03	(0-4-0-0)	2003-04	(2-1-1-0)	2005-06	(2-2-0)	2006-07	(2-2-0)
12/6	at CBJ 5, ANA 2	11/16	at CBJ 3, ANA 2	11/14	ANA 3, at CBJ 2	12/2	at CBJ 2, ANA 1	10/14	at ANA 4, CBJ 3	1/5	CBJ 4, at ANA 3
12/13	at ANA 5, CBJ 4 OT	12/14	CBJ 3, at ANA 2	1/15	ANA 4, at CBJ 3	1/11	CBJ 2, at ANA 2 OT	12/28	at CBJ 1, ANA 0	3/14	CBJ 5, at ANA 4 SO
1/27	at CBJ 2, ANA 1	12/31	at CBJ 3, ANA 1	2/19	at ANA 2, CBJ 0	2/18	at ANA 3, CBJ 1	3/5	CBJ 3, at ANA 2 SO	3/29	ANA 5, at CBJ 2
2/25	CBJ 5, at ANA 2	1/30	at ANA 3, CBJ 1	3/24	at ANA 5, CBJ 0	3/26	at CBJ 3, ANA 1	3/19	ANA 4, at CBJ 3	4/7	ANA 4, at CBJ 3
2007-08	(1-1-2)	2008-09	(1-3-0)	2009-10	(3-1-0)	2010-11	(2-2-0)	2011-12	(2-2-0)	2012-13	(2-1-0)
10/5	at CBJ 4, ANA 0	10/27	ANA 3, at CBJ 2	10/24	CBJ 6, at ANA 4	10/20	at CBJ 3, ANA 1	10/30	at CBJ 3, ANA 1	2/18	at ANA 3, CBJ 2
11/1	at ANA 2, CBJ 1 SO	12/7	at ANA 5, CBJ 3	11/13	at CBJ 3, ANA 2 SO	11/19	CBJ 4, at ANA 3	1/8	at ANA 7, CBJ 4	3/31	at CBJ 2, ANA 1 OT
12/10	ANA 4, at CBJ 3 OT	12/31	CBJ 2, at ANA 0	12/12	ANA 3, at CBJ 1	1/7	at ANA 6, CBJ 0	2/3	CBJ 3, at ANA 2 OT	2/3	CBJ 3, at ANA 2 OT
1/2	at ANA 2, CBJ 1	2/21	ANA 5, at CBJ 2	3/9	CBJ 5, at ANA 2	1/25	ANA 3, at CBJ 2	2/12	ANA 5, at CBJ 3		

SHUTOUTS

CBJ	3	12/28/05, Denis 40 saves (1-0 at CBJ); 10/5/07, Leclaire 28 saves (4-0 at CBJ); 12/31/08, Mason 27 saves (2-0 at ANA)
ANA	3	2/19/03, Giguere 26 saves (0-2 at ANA); 3/24/03, Giguere 29 saves (0-5 at ANA); 1/7/11, Hiller 27 saves (0-6 at ANA)

HAT TRICKS

CBJ	0	None
ANA	2	1/8/12, Perry against Sanford (3) (4-7 L at ANA); 2/12/12, Perry against Mason (3) (3-5 L at CBJ)

PENALTY SHOTS

CBJ	0	None
ANA	0	3/5/06, S. Niedermayer unsuccessful against Leclaire (3-2 SOW at ANA); 1/5/07, Selanne unsuccessful against Norrena (4-3 W at ANA); 12/10/07, Pahlsson goal against Leclaire (3-4 OTL at CBJ)




BOSTON BRUINS

TD Garden / 100 Legends Way / Boston, MA 02114

bruins.nhl.com / p: 617.624.1900 / f: 617.523.7184



CLAUDE JULIEN



ZDENO CHARA

DIRECTORY

First Season: 1924-25

Home Ice: TD Garden

Capacity: 17,565 (opened in 1995)

Playoff Appearances: 68 (most recent, 2012-13)

Stanley Cup Titles: 6 (most recent, 2011)

President: Cam Neely

General Manager: Peter Chiarelli

Head Coach: Claude Julien

Assistant Coaches:

Doug Houda, Geoff Ward, Doug Jarvis

Public Relations Contact:

Matthew Chmura, 617.624.1913

Public Relations Fax: 617.523.7184

Press Box Phone: 617.624.2900

2012-13 SEASON

Record: 28-14-6, 62 pts.

Home: 16-5-3, 35 pts.

Away: 12-9-3, 27 pts.

Playoffs: Lost 4-2 (CHI) in Stanley Cup Final

LEADERS

Points: Brad Marchand, 36

Goals: Brad Marchand, 18

Assists: David Krejci, 23

+/-: Patrice Bergeron, 24

PIM: Milan Lucic, 75

Def. Points: Zdeno Chara, 19

Goaltending: Tuukka Rask, 19-10-5, 2.00 GAA, .929 SV%, 5 SO

2011-12 RESULTS (0-1-1)

DATE	RESULT	ATTN	W/L GOALTENDERS	GWG GOAL
Nov. 17, 2011	at BOS 2, CBJ 1 SO	17,565	Tuukka Rask/Curtis Sanford	David Krejci
Dec. 10, 2011	BOS 5, at CBJ 3	18,175	Tuukka Rask/Curtis Sanford	Joe Corvo

GOALS BY PERIOD	1ST	2ND	3RD	OT	TOTAL	SHOTS BY PERIOD	1ST	2ND	3RD	OT	TOTAL
Columbus	2	2	0	0	4	Columbus	18	26	19	4	67
Boston	2	2	2	0	6	Boston	13	17	21	5	56

POWER PLAY	GOALS	ATTEMPTS	PCT	PENALTY KILLING	KILLS	ATTEMPTS	PCT
Columbus	2	9	22.2	Columbus	5	8	62.5
Boston	3	8	37.5	Boston	7	9	77.8

COLUMBUS	GP	G	A	TP	+/-	PM	PP	SH	S	PCT
MACKENZIE	2	1	1	2	1	0	1	0	4	25.0
WISNIEWSKI	2	0	2	2	0	0	0	0	4	0.0
CARTER	2	1	0	1	-1	0	1	0	9	11.1
NASH	2	1	0	1	-1	2	0	0	9	11.1
UMBERGER	2	1	0	1	0	0	0	0	5	20.0
PAHLSSON	2	0	1	1	0	2	0	0	4	0.0
PROSPAL	2	0	1	1	0	0	0	0	6	0.0
BRASSARD	2	0	1	1	0	2	0	0	3	0.0
CLITSOME	2	0	1	1	-1	0	0	0	1	0.0
NIKITIN	2	0	1	1	0	0	0	0	2	0.0

BOSTON	GP	G	A	TP	+/-	PM	PP	SH	S	PCT
LUCIC	2	0	3	3	0	8	0	0	1	0.0
CORVO	2	2	0	2	1	0	1	0	6	33.3
KREJCI	2	0	2	2	0	2	0	0	4	0.0
CHARA	2	1	0	1	1	0	1	0	4	25.0
MCQUAID	2	1	0	1	1	0	0	0	2	50.0
HORTON	2	1	0	1	0	0	0	0	4	25.0
KELLY	2	1	0	1	1	0	1	0	5	20.0
SEGUIN	2	0	1	1	0	0	0	0	6	0.0
MARCHAND	2	0	1	1	0	0	0	0	4	0.0
BERGERON	2	0	1	1	0	2	0	0	1	0.0

GOALTENDING

COLUMBUS	GP	MIN	GA	AVG	EN	SO	W	L	OTL	SA	SV%
SANFORD	2	124	6	2.89	0	0	0	1	1	56	.893

BOSTON	GP	MIN	GA	AVG	EN	SO	W	L	OTL	SA	SV%
RASK	2	85	1	0.71	0	0	2	0	0	42	.976
THOMAS	1	40	3	4.50	0	0	0	0	0	25	.880

COLUMBUS VS. BOSTON ALL-TIME

SEASON	W-L-T/O	HOME	AWAY	GF-GA	SF-SA	PP	PK	PIM
2000-01	1-0-0-0	1-0-0-0	0-0-0-0	3-2	34-28	0-of-2	3-of-4	33-9
2001-02	1-1-0-0	0-1-0-0	1-0-0-0	5-9	48-62	0-of-7	7-of-8	19-19
2002-03	0-1-0-0	0-0-0-0	0-1-0-0	2-7	24-45	1-of-4	3-of-6	19-15
2003-04	0-1-0-0	0-1-0-0	0-0-0-0	0-4	24-27	0-of-3	1-of-2	14-26
2005-06	DID NOT PLAY							
2006-07	1-0-0	1-0-0	0-0-0	5-4	42-26	1-of-6	5-of-6	12-12
2007-08	0-1-0	0-0-0	0-1-0	0-2	32-18	0-of-5	2-of-3	11-13
2008-09	1-0-0	1-0-0	0-0-0	2-0	34-35	1-of-3	3-of-3	13-13
2009-10	1-0-0	0-0-0	1-0-0	3-2	25-34	1-of-4	2-of-2	11-13
2010-11	0-0-1	0-0-1	0-0-0	2-2	36-29	0-of-6	1-of-1	2-10
2011-12	0-1-1	0-1-0	0-0-1	4-6	67-56	2-of-9	5-of-8	28-30
2012-13	DID NOT PLAY							
TOTAL	5-5-2	3-3-1	2-2-1	26-38	366-360	6-of-49	32-of-43	162-160

OVERALL

Current Streak:	0-1-2 since 3/15/11
Last Win:	1/21/10, 3-2 at BOS
Last Regulation Loss:	12/10/11, 3-5 at CBJ
Most Lopsided Win:	4, 11/10/01 (5-1 at BOS)
Most Lopsided Loss:	8, 2/4/02 (0-8 at CBJ)
Last Tie:	None
Last OT Game:	11/17/11, 1-2 SOL at BOS
OT Record (W-L-T):	2-2-0
Most Goals Scored:	5, 2x
Most Goals Allowed:	8, 2/4/02 (0-8 L at CBJ)
Most Goals, Both Teams:	9, 2x
Longest Win Streak:	2, 2x (3/10/09 – 1/21/10 most recent)
Longest Pts. Streak:	4, 3/10/09 – 11/17/11 (2-0-2)
Longest Pointless Streak:	3, 2/4/02 – 11/14/03
Longest Winless Streak:	3, 2x, 3/15/11 – current, most recent (0-1-2)

AT CBJ

Current Streak:	0-1-1 since 3/15/11
Last Win:	3/10/09, 2-0
Last Regulation Loss:	12/10/11, 3-5
Most Lopsided Win:	2, 3/10/09 (2-0)
Most Lopsided Loss:	8, 2/4/02 (0-8)
Last Tie:	None
Last OT Game:	3/15/11, 2-3 SOL
OT Record (W-L-T):	2-1-0
Most Goals Scored:	5, 12/26/06 (5-4 OTW)
Most Goals Allowed:	8, 2/4/02 (0-8 L)
Most Goals, Both Teams:	9, 12/26/06 (5-4 OTW)
Longest Win Streak:	2, 12/26/06 – 3/10/09
Longest Pts. Streak:	3, 12/26/06 – 3/15/11 (2-0-1)
Longest Pointless Streak:	2, 2/4/02 – 11/14/03
Longest Winless Streak:	2, 2x, 3/15/11 – current, most recent (0-1-1)

AT BOS

Current Streak:	0-0-1 since 11/17/11
Last Win:	1/21/10, 3-2
Last Regulation Loss:	11/17/11, 1-2 SO
Most Lopsided Win:	4, 11/10/01 (5-1)
Most Lopsided Loss:	5, 1/18/03 (2-7)
Last Tie:	None
Last OT Game:	11/17/11, 1-2 SOL
OT Record (W-L-T):	0-1-0
Most Goals Scored:	5, 11/10/01 (5-1 W)
Most Goals Allowed:	7, 1/18/03 (2-7 L)
Most Goals, Both Teams:	9, 1/18/03 (2-7 L)
Longest Win Streak:	1, 2x (1/21/10 most recent)
Longest Pts. Streak:	2, 1/21/10 – current (1-0-1)
Longest Pointless Streak:	2, 1/18/03 – 12/15/07
Longest Winless Streak:	2, 1/18/03 – 12/15/07 (0-2-0)

ALL-TIME RESULTS

2000-01	(1-0-0-0)	2001-02	(1-1-0-0)	2002-03	(0-1-0-0)	2003-04	(0-1-0-0)	2005-06	(0-0-0)	2006-07	(1-0-0)
12/8	at CBJ 3, BOS 2 OT	11/10	CBJ 5 at BOS 1	1/18	at BOS 7, CBJ 2	11/14	BOS 4, at CBJ 0	DID NOT PLAY		12/26	at CBJ 5, BOS 4 OT
		2/4	BOS 8, at CBJ 0								
2007-08	(0-1-0)	2008-09	(1-0-0)	2009-10	(1-0-0)	2010-11	(0-0-1)	2011-12	(0-1-1)	2012-13	(0-0-0)
12/15	at BOS 2, CBJ 0	3/10	at CBJ 2, BOS 0	1/21	CBJ 3, at BOS 2	3/15	BOS 3, at CBJ 2 SO	11/17	at BOS 2, CBJ 1 SO	DID NOT PLAY	
								12/10	BOS 5, at CBJ 3		

SHUTOUTS

CBJ	1	3/10/09, Mason 35 saves (2-0 at CBJ)
BOS	3	2/4/02, Grahame 30 saves (0-8 at CBJ); 11/14/03, Potvin 24 saves (0-4 at CBJ); 12/15/07, Auld 32 saves (0-2 at BOS)

HAT TRICKS

CBJ	0	None
BOS	1	2/4/02, Guerin against Denis (3) (0-8 L at CBJ)

PENALTY SHOTS

CBJ	0	None
CHI	0	None



BUFFALO SABRES

First Niagara Center / One Seymour H. Knox III Plaza / Buffalo, NY 14203
sabres.nhl.com / p: 716.855.4100 / f: 716.855.4122



RON ROLSTON



THOMAS VANEK

DIRECTORY

First Season: 1970-71
Home Ice: First Niagara Center
Capacity: 19,070 (opened in 1996)
Playoff Appearances: 29 (most recent, 2010-11)
Stanley Cup Titles: None
Owner: Terrence M. Pegula
General Manager: Darcy Regier
Head Coach: Ron Rolston
Assistant Coaches: Teppo Numminen, Joe Sacco
Public Relations Contact:
Michael Gilbert, 716.855.4526
Public Relations Fax: 716.855.4122
Press Box Phone: 716.855.4536

2012-13 SEASON

Record: 21-21-6, 48 pts.
Home: 11-10-3, 25 pts.
Away: 10-11-3, 23 pts.
Playoffs: Did not qualify

LEADERS

Points: Thomas Vanek, 41
Goals: Thomas Vanek, 20
Assists: Thomas Vanek, 21
+/-: Christian Ehrhoff, 6
PIM: Steve Ott, 93
Def. Points: Christian Ehrhoff, 22
Goaltending: Ryan Miller,
17-17-5 2.81 GAA, .915 SV%, 0 SO

2011-12 RESULTS (1-1-0)

DATE	RESULT	ATTN	W/L GOALTENDERS	GWG GOAL
Oct. 27, 2011	at BUF 4, CBJ 2	18,690	Jhonas Enroth/Steve Mason	Patrick Kaleta
Nov. 25, 2011	at CBJ 5, BUF 1	16,705	Curtis Sanford/Jhonas Enroth	Rick Nash

GOALS BY PERIOD	1ST	2ND	3RD	OT	TOTAL
Columbus	2	4	1	-	7
Buffalo	1	2	2	-	5

SHOTS BY PERIOD	1ST	2ND	3RD	OT	TOTAL
Columbus	32	26	19	-	77
Buffalo	19	19	17	-	55

POWER PLAY	GOALS	ATTEMPTS	PCT
Columbus	1	11	9.1
Buffalo	2	6	33.3

PENALTY KILLING	KILLS	ATTEMPTS	PCT
Columbus	4	6	66.7
Buffalo	10	11	90.9

COLUMBUS	GP	G	A	TP	+/-	PM	PP	SH	S	PCT
WISNIEWSKI	2	0	3	3	2	0	0	0	7	0.0
NASH	2	2	0	2	0	0	1	0	10	20.0
TYUTIN	2	1	1	2	3	2	0	0	8	12.5
UMBERGER	2	1	1	2	2	0	0	0	9	11.1
CARTER	1	0	2	2	1	2	0	0	3	0.0
JOHANSEN	2	0	2	2	1	0	0	0	3	0.0
PROSPAL	2	1	0	1	1	0	0	0	4	25.0
METHOT	1	1	0	1	1	0	0	0	1	100.0
LETSTU	1	1	0	1	2	0	0	0	2	50.0
PAHLSSON	2	0	1	1	1	0	0	0	2	0.0

BUFFALO	GP	G	A	TP	+/-	PM	PP	SH	S	PCT
POMINVILLE	2	2	1	3	0	0	1	0	4	50.0
VANEK	2	0	3	3	0	2	0	0	6	0.0
BOYES	1	1	1	2	0	0	1	0	1	100.0
LEOPOLD	2	1	0	1	-2	0	0	0	5	20.0
KALETA	1	1	0	1	1	9	0	0	1	100.0
ADAM	2	0	1	1	0	2	0	0	5	0.0
REGEHR	2	0	1	1	0	2	0	0	1	0.0
GERBE	2	0	1	1	-1	0	0	0	5	0.0
EHRHOFF	2	0	1	1	0	0	0	0	4	0.0
KASSIAN	2	0	1	1	1	0	0	0	0	0.0

GOALTENDING

COLUMBUS	GP	MIN	GA	AVG	EN	SO	W	L	OTL	SA	SV%
SANFORD	1	59	1	1.00	0	0	1	0	0	29	.966
MASON	1	59	4	4.07	0	0	0	1	0	26	.846

BUFFALO	GP	MIN	GA	AVG	EN	SO	W	L	OTL	SA	SV%
ENROTH	2	84	6	4.26	0	0	1	1	0	61	.902
MACINTYRE	1	35	1	1.69	0	0	0	0	0	16	.938

COLUMBUS VS. BUFFALO ALL-TIME

SEASON	W-L-T/O	HOME	AWAY	GF-GA	SF-SA	PP	PK	PIM
2000-01	1-0-0-0	0-0-0-0	1-0-0-0	2-1	18-23	0-of-2	2-of-2	4-4
2001-02	1-0-1-0	0-0-1-0	1-0-0-0	5-3	44-62	2-of-9	7-of-7	16-20
2002-03	1-1-0-0	1-0-0-0	0-1-0-0	7-7	47-65	2-of-13	11-of-11	37-41
2003-04	0-1-0-0	0-0-0-0	0-1-0-0	0-6	23-39	0-of-5	3-of-3	8-12
2005-06	DID NOT PLAY							
2006-07	1-0-0	1-0-0	0-0-0	3-2	26-38	1-of-6	4-of-6	21-23
2007-08	1-0-0	0-0-0	1-0-0	3-0	29-21	1-of-6	5-of-5	10-14
2008-09	1-0-0	0-0-0	1-0-0	6-1	25-37	0-of-2	7-of-8	16-6
2009-10	1-0-0	1-0-0	0-0-0	4-0	25-28	2-of-6	5-of-5	20-22
2010-11	0-2-0	0-1-0	0-1-0	4-10	55-67	1-of-10	5-of-10	68-73
2011-12	1-1-0	1-0-0	0-1-0	7-5	77-55	1-of-11	4-of-6	26-34
2012-13	DID NOT PLAY							
TOTAL	8-5-1	4-1-1	4-4-0	41-35	369-435	10-of-70	53-of-63	226-249

	OVERALL	AT CBJ	AT BUF
Current Streak:	1-0-0 since 11/25/11	1-0-0 since 11/25/11	0-2-0 since 12/3/10
Last Win:	11/25/11, 5-1 at CBJ	11/25/11, 5-1	11/14/08, 6-1
Last Regulation Loss:	10/27/11, 2-4 at BUF	4/9/11, 4-5	10/27/11, 2-4
Most Lopsided Win:	5, 11/14/08 (6-1 at BUF)	4, 2x (11/25/11 most recent, 5-1)	5, 11/14/08 (6-1)
Most Lopsided Loss:	6, 3/29/04 (0-6 at BUF)	1, 4/9/11 (4-5)	6, 3/29/04 (0-6)
Last Tie:	12/29/01, 2-2 at CBJ	12/29/01, 2-2	None
Last OT Game:	12/29/01, 2-2 T at CBJ	12/29/01, 2-2 T	None
OT Record (W-L-T):	0-0-1	0-0-1	0-0-0
Most Goals Scored:	6, 11/14/08 (6-1 W at BUF)	5, 11/25/11 (5-1 W)	6, 11/14/08 (6-1 W)
Most Goals Allowed:	6, 3/29/04 (0-6 L at BUF)	5, 4/9/11 (4-5 L)	6, 3/29/04 (0-6 L)
Most Goals, Both Teams:	9, 2x	9, 4/9/11 (4-5 L)	9, 11/22/02 (4-5 L)
Longest Win Streak:	4, 1/26/07 - 2/6/10	3, 11/3/02 - 2/6/10	2, 2x, 10/19/07 - 11/14/08 most recent
Longest Pts. Streak:	4, 2x, 1/26/07 - 2/6/10 most recent (4-0-0)	4, 12/29/01 - 2/6/10 (3-0-1)	2, 2x, 10/19/07 - 11/14/08 most recent (2-0-0)
Longest Pointless Streak:	3, 12/3/10 - 10/27/11	1, 4/9/11	2, 2x, 12/3/10 - current, most recent
Longest Winless Streak:	3, 12/3/10 - 10/27/11 (0-3-0)	1, 2x, 4/9/11 most recent (0-1-0)	2, 2x, 12/3/10 - current, most recent (0-2-0)

ALL-TIME RESULTS

2000-01	(1-0-0-0)	2001-02	(1-0-1-0)	2002-03	(1-1-0-0)	2003-04	(0-1-0-0)	2005-06	(0-0-0)	2006-07	(1-0-0)
1/23	CBJ 2, at BUF 1	10/19	CBJ 3, at BUF 1	11/3	at CBJ 3, BUF 2	3/29	at BUF 6, CBJ 0	DID NOT PLAY		1/26	at CBJ 3, BUF 2
		12/29	BUF 2, at CBJ 2 OT	11/22	at BUF 5, CBJ 4						
2007-08	(1-0-0)	2008-09	(1-0-0)	2009-10	(1-0-0)	2010-11	(0-2-0)	2011-12	(1-1-0)	2012-13	(0-0-0)
10/19	CBJ 3, at BUF 0	11/14	CBJ 6, at BUF 1	2/6	at CBJ 4, BUF 0	12/3	at BUF 5, CBJ 0	10/27	at BUF 4, CBJ 2	DID NOT PLAY	
						4/9	BUF 5, at CBJ 4	11/25	at CBJ 5, BUF 1		

SHUTOUTS

CBJ	2	10/19/07, Leclaire 21 saves (3-0 at BUF); 2/6/10, Mason 28 saves (4-0 at CBJ)
BUF	2	3/29/04, Biron 23 saves (0-6 at BUF); 12/3/10, Miller 19 saves (0-5 at BUF)

HAT TRICKS

CBJ	0	None
BUF	0	None

PENALTY SHOTS

CBJ	1	10/19/07, Nash unsuccessful against Miller (3-0 W at BUF)
BUF	1	1/26/07, Paille unsuccessful against Norrena (3-2 W at CBJ)




CALGARY FLAMES

Scotiabank Saddledome / 555 Saddledome Rise S.E. / Calgary, AB T2G 2W1
flames.nhl.com / p: 403.777.4636 / f: 403.777.2171



BOB HARTLEY



MIKE CAMMALLERI

DIRECTORY

First Season: 1972-73
Home Ice: Scotiabank Saddledome
Capacity: 19,289 (opened in 1983)
Playoff Appearances: 26 (most recent, 2008-09)
Stanley Cup Titles: 1 (1989)
President and CEO: Ken King
President of Hockey Operations: Brian Burke
General Manager: Jay Feaster
Head Coach: Bob Hartley
Assistant Coaches: Jacques Cloutier, Martin Gelinas
Public Relations Contact:
Peter Hanlon, 403.777.3684
Public Relations Fax: 403.777.2195
Press Box Phone: 403.264.0636

2012-13 SEASON

Record: 19-25-4, 42 pts.
Home: 13-9-2, 28 pts.
Away: 6-16-2, 14 pts.
Playoffs: Did not qualify

LEADERS

Points: Mike Cammalleri & Lee Stempniak, 32
Goals: Curtis Glencross, 15
Assists: Lee Stempniak, 23
+/-: Matt Stajan, 7
PIM: Tim Jackman, 76
Def. Points: Dennis Wideman, 22
Goaltending: Miikka Kiprusoff,
8-14-2, 3.44 GAA, .882 SV%, 0 SO

2012-13 RESULTS (2-0-1)

DATE	RESULT	ATTN	W/L GOALTENDERS	GWG GOAL
Feb. 7, 2013	CGY 4, at CBJ 3 OT	10,484	Leland Irving/Sergei Bobrovsky	Alex Tanguay
Mar. 22, 2013	at CBJ 5, CGY 1	13,853	Sergei Bobrovsky/Miikka Kiprusoff	Nick Foligno
Mar. 29, 2013	CBJ 6, at CGY 4	19,289	Steve Mason/Miikka Kiprusoff	Ryan Johansen

GOALS BY PERIOD	1ST	2ND	3RD	OT	TOTAL	SHOTS BY PERIOD	1ST	2ND	3RD	OT	TOTAL
Columbus	4	7	3	0	14	Columbus	31	29	20	2	82
Calgary	1	5	2	1	9	Calgary	25	35	27	1	88

POWER PLAY	GOALS	ATTEMPTS	PCT	PENALTY KILLING	KILLS	ATTEMPTS	PCT
Columbus	1	9	11.1	Columbus	8	10	80.0
Calgary	2	10	20.0	Calgary	8	9	92.3

COLUMBUS	GP	G	A	TP	+/-	PM	PP	SH	S	PCT	CALGARY	GP	G	A	TP	+/-	PM	PP	SH	S	PCT
PROSPAL	3	2	2	4	5	0	0	0	4	50.0	WIDEMAN	3	1	2	3	0	0	1	0	9	11.1
LETESTU	3	2	2	4	5	2	1	1	6	33.3	HUDLER	3	0	3	3	-1	0	0	0	7	0.0
UMBERGER	3	1	3	4	2	0	0	0	7	14.3	BACKLUND	2	2	0	2	0	0	0	0	3	66.7
ANISIMOV	3	1	2	3	-1	0	0	0	7	14.3	GLENCROSS	3	2	0	2	-4	0	0	0	6	33.3
FOLIGNO	2	2	0	2	1	0	0	0	4	50.0	STEMPNIK	3	1	1	2	-4	4	1	0	8	12.5
CALVERT	3	2	0	2	3	0	0	0	5	40.0	CERVENKA	3	1	1	2	1	0	0	0	4	25.0
GILLIES	3	1	1	2	1	0	0	0	2	50.0	STAJAN	3	0	2	2	-2	0	0	0	0	0.0
BRASSARD	3	1	1	2	1	4	0	0	7	14.3	BRODIE	3	0	2	2	-2	0	0	0	3	0.0
JOHNSON	3	0	2	2	5	2	0	0	5	0.0	MCGRATTAN	2	1	0	1	1	2	0	0	4	25.0
NIKITIN	3	0	2	2	-1	0	0	0	8	0.0	TANGUAY	3	1	0	1	-3	2	0	0	2	50.0

GOALTENDING

COLUMBUS	GP	MIN	GA	AVG	EN	SO	W	L	OTL	SA	SV%	CALGARY	GP	MIN	GA	AVG	EN	SO	W	L	OTL	SA	SV%
BOBROVSKY	2	121	5	2.48	0	0	1	0	1	55	.909	IRVING	1	60	3	2.95	0	0	1	0	0	29	.897
MASON	1	60	4	4.00	0	0	1	0	0	33	.879	MACDONALD	1	19	0	.00	1	1	0	0	0	4	.000
												KIPRUSOFF	2	99	10	6.00	0	0	0	2	0	48	.792

COLUMBUS VS. CALGARY ALL-TIME

SEASON	W-L-T/O	HOME	AWAY	GF-GA	SF-SA	PP	PK	PIM
2000-01	3-1-0-0	2-0-0-0	1-1-0-0	12-9	92-109	6-of-21	14-of-16	85-111
2001-02	2-2-0-0	2-0-0-0	0-2-0-0	9-12	96-134	2-of-20	12-of-14	66-76
2002-03	3-0-0-1	1-0-0-1	2-0-0-0	18-9	106-127	5-of-21	20-of-22	93-87
2003-04	1-3-0-0	1-1-0-0	0-2-0-0	5-10	100-135	3-of-33	17-of-18	69-95
2005-06	2-2-0	1-1-0	1-1-0	6-8	85-134	2-of-21	24-of-25	62-52
2006-07	2-2-0	2-0-0	0-2-0	9-13	109-112	5-of-25	17-of-23	73-87
2007-08	2-2-0	1-1-0	1-1-0	8-7	140-96	1-of-18	15-of-17	83-85
2008-09	2-1-1	2-0-0	0-1-1	13-9	126-115	3-of-21	18-of-21	141-132
2009-10	2-1-1	1-0-1	1-1-0	11-12	117-99	4-of-15	11-of-12	36-46
2010-11	1-2-1	1-1-0	0-1-1	10-14	123-106	1-of-11	17-of-20	49-35
2011-12	3-0-1	1-0-1	2-0-0	9-6	109-120	1-of-13	8-of-10	39-49
2012-13	2-0-1	1-0-1	1-0-0	14-9	82-88	1-of-9	8-of-10	25-23
TOTAL	25-16-6	16-4-4	9-12-2	124-118	1285-1375	34-of-228	181-of-208	821-878

OVERALL

Current Streak:	5-0-2 since 11/21/11	3-0-2 since 12/21/10
Last Win:	3/29/13, 6-4 at CGY	3/22/13, 5-1
Last Regulation Loss:	3/4/11, 3-4 at CGY	10/22/10, 2-6
Most Lopsided Win:	5, 2x (3/26/09, 5-0 at CBJ)	5, 3/26/09 (5-0)
Most Lopsided Loss:	5, 3/25/02 (1-6 at CGY)	4, 10/22/10 (2-6)
Last Tie:	None	None
Last OT Game:	2/7/13, 3-4 OTL at CBJ	2/7/13, 3-4 OTL
OT Record (W-L-T):	5-6-0	1-5-0
Most Goals Scored:	7, 1/11/03 (7-2 W at CGY)	6, 3/24/01 (6-4 W)
Most Goals Allowed:	6, 4x (10/22/10, 2-6 L at CBJ)	6, 10/22/10 (2-6 L)
Most Goals, Both Teams:	10, 3x (3/29/13, 6-4 W at CGY)	10, 3/24/01 (6-4 W)
Longest Win Streak:	3, 2x (2/1/06 - 11/3/06)	5, 3/14/01 - 12/19/02
Longest Pts. Streak:	4, 2x, 11/21/11 - 3/18/12 (3-0-1)	7, 3/14/01 - 11/9/03 (6-0-1)
Longest Pointless Streak:	4, 12/19/03 - 11/3/05	2, 12/19/03 - 10/7/05
Longest Winless Streak:	4, 12/19/03 - 11/3/05 (0-4-0)	2, 2x, 11/28/09 - 10/22/10 most recent (0-1-1)

AT CBJ

AT CGY

3-0-0 since 12/1/11
3/29/13, 6-4
12/1/11, 4-3 SO
5, 1/11/03 (7-2)
5, 3/25/02 (1-6)
None
3/18/12, 2-1 SOW
4-1-0
7, 1/11/03 (7-2 W)
6, 3x (10/20/09 most recent, 3-6 L)
10, 2x (3/29/13, 6-4 W at CGY)
2, 2x, 12/1/11 - 3/18/12 most recent
2, 3x, 12/1/11 - 3/18/12 most recent (2-0-0)
3, 2x, 11/1/03 - 11/3/05 most recent
4, 3/4/08 - 10/20/09 (0-3-1)

ALL-TIME RESULTS

2000-01	(3-1-0-0)	2001-02	(2-2-0-0)	2002-03	(3-0-0-1)	2003-04	(1-3-0-0)	2005-06	(2-2-0)	2006-07	(2-2-0)
10/12	CBJ 3, at CGY 2	11/1	at CGY 2, CBJ 1	12/19	at CBJ 3, CGY 0	11/1	at CGY 3, CBJ 0	10/7	CGY 3, at CBJ 1	11/3	at CBJ 5, CGY 4 SO
3/14	at CBJ 3, CGY 0	11/25	at CBJ 4, CGY 3	1/11	CBJ 7, at CGY 2	11/9	at CBJ 4, CGY 3	11/3	at CGY 2, CBJ 1	12/1	at CGY 2, CBJ 1
3/24	at CBJ 6, CGY 4	3/16	at CBJ 3, CGY 1	3/8	CGY 3, at CBJ 2 OT	12/19	CGY 2, at CBJ 1	2/1	CBJ 2, at CGY 1 SO	2/2	at CGY 6, CBJ 2
3/27	at CGY 3, CBJ 0	3/25	at CGY 6, CBJ 1	3/29	CBJ 6, at CGY 4	3/18	at CGY 2, CBJ 0	3/24	at CBJ 3, CGY 2	2/8	at CBJ 2, CGY 1
2007-08	(2-2-0)	2008-09	(2-1-1)	2009-10	(2-1-1)	2010-11	(1-2-1)	2011-12	(3-0-1)	2012-13	(2-0-1)
12/1	CBJ 4, at CGY 3 OT	11/8	at CBJ 3, CGY 1	10/13	at CBJ 2, CGY 1	10/22	CGY 6, at CBJ 2	11/21	at CBJ 4, CGY 1	2/7	CGY 4, at CBJ 3 OT
12/18	CGY 3, at CBJ 1	1/21	at CGY 5, CBJ 4 SO	10/20	at CGY 6, CBJ 3	12/13	at CGY 3, CBJ 2 OT	12/1	CBJ 4, at CGY 3 SO	3/22	at CBJ 5, CGY 1
3/4	at CGY 1, CBJ 0	2/24	at CGY 4, CBJ 1	11/28	CGY 4, at CBJ 3 SO	12/21	at CBJ 3, CGY 1	12/27	CGY 2, at CBJ 1 SO	3/29	CBJ 6, at CGY 4
3/18	at CBJ 3, CGY 0	3/26	at CBJ 5, CGY 0	1/8	CBJ 3, at CGY 2	3/4	at CGY 4, CBJ 3	3/18	CBJ 2, at CGY 1 SO		

SHUTOUTS

CBJ	4	3/14/01, Tugnutt 30 saves (3-0 at CBJ); 12/19/02, Denis 29 saves (3-0 at CBJ); 3/18/08, Norrena 18 saves (3-0 at CBJ); 3/26/09, Mason 33 saves (5-0 at CBJ)
CGY	4	3/27/01, Brathwaite 19 saves (0-3 at CGY); 11/1/03, McLennan 15 saves (0-3 at CGY); 3/18/04, Kiprusoff 23 saves (0-2 at CGY); 3/4/08, Kiprusoff 39 saves (0-1 at CGY)

HAT TRICKS

CBJ	1	3/29/03, Sanderson against Turek (3) and 1 EN (6-4 W at CGY)
CGY	1	10/22/10, Bourque against Mason (3) (2-6 L at CBJ)

PENALTY SHOTS

CBJ	2	3/4/11, Calvert unsuccessful against Kiprusoff (3-4 L at CGY); 3/4/11, Vermette unsuccessful against Kiprusoff (3-4 L at CGY)
CGY	0	None




CAROLINA HURRICANES

PNC Arena / 1400 Edwards Mill Rd. / Raleigh, NC 27607
hurricanes.nhl.com / p: 919.467.7825 / f: 919.462.0123



KIRK MULLER



ERIC STAAL

DIRECTORY

First Season: 1979-80
(Relocated from Hartford in 1997)
Home Ice: PNC Arena
Capacity: 18,680 (opened in 1999)
Playoff Appearances: 13 (most recent, 2008-09)
Stanley Cup Titles: 1 (2006)
President and GM: Jim Rutherford
Head Coach: Kirk Muller
Assistant Coaches:
Rod Brind'Amour, Dave Lewis, John MacLean
Public Relations Contact:
Mike Sundheim, 919.861.5477
Public Relations Fax: 919.462.0123
Press Box Phone: 919.861.2300, x6560

2012-13 SEASON

Record: 19-25-4, 42 pts.
Home: 9-14-1, 19 pts.
Away: 10-11-3, 23 pts.
Playoffs: Did not qualify

LEADERS
Points: Eric Staal, 53
Goals: Jiri Tlustý, 23
Assists: Eric Staal, 35
+/-: Jiri Tlustý, 15
PIM: Eric Staal, 54
Def. Points: Joe Corvo, 17
Goaltending: Cam Ward,
9-6-1, 2.84 GAA, .908 SV%, 0 SO

2011-12 RESULTS (1-0-0)

DATE	RESULT	ATTN	W/L GOALTENDERS	GWG GOAL
Mar. 23, 2012	at CBJ 5, CAR 1	15,085	Steve Mason/Cam Ward	R.J. Umberger

GOALS BY PERIOD	1ST	2ND	3RD	OT	TOTAL
Columbus	1	2	2	-	5
Carolina	0	1	0	-	1

POWER PLAY	GOALS	ATTEMPTS	PCT
Columbus	1	3	33.3
Carolina	0	5	0.0

SHOTS BY PERIOD	1ST	2ND	3RD	OT	TOTAL
Columbus	6	8	12	-	26
Carolina	12	9	19	-	40

PENALTY KILLING	KILLS	ATTEMPTS	PCT
Columbus	5	5	100.0
Carolina	2	3	66.7

COLUMBUS	GP	G	A	TP	+/-	PM	PP	SH	S	PCT
UMBERGER	1	3	0	3	2	0	1	0	6	50.0
BRASSARD	1	0	3	3	2	2	0	0	0	0.0
PROSPAL	1	1	1	2	2	0	0	0	3	33.3
J. JOHNSON	1	0	2	2	2	0	0	0	4	0.0
NIKITIN	1	0	2	2	2	0	0	0	2	0.0
LETESTU	1	1	0	1	2	2	0	0	2	50.0
SAVARD	1	0	1	1	2	0	0	0	0	0.0
MOORE	1	0	0	0	-1	0	0	0	1	0.0
ATKINSON	1	0	0	0	2	0	0	0	2	0.0
GILLIES	1	0	0	0	0	2	0	0	0	0.0

CAROLINA	GP	G	A	TP	+/-	PM	PP	SH	S	PCT
BOWMAN	1	1	0	1	0	0	0	0	5	20.0
FAULK	1	0	1	1	-1	0	0	0	1	0.0
SUTTER	1	0	1	1	0	0	0	0	4	0.0
ALLEN	1	0	0	0	0	2	0	0	1	0.0
MCBAIN	1	0	0	0	-2	0	0	0	3	0.0
TLUSTY	1	0	0	0	-2	0	0	0	3	0.0
JOSLIN	1	0	0	0	0	0	0	0	0	0.0
STEWART	1	0	0	0	0	0	0	0	1	0.0
STAAL	1	0	0	0	-2	0	0	0	4	0.0
DWYER	1	0	0	0	1	0	0	0	1	0.0

GOALTENDING

COLUMBUS	GP	MIN	GA	AVG	EN	SO	W	L	OTL	SA	SV%
MASON	1	60	1	1.00	0	0	1	0	0	40	.975

CAROLINA	GP	MIN	GA	AVG	EN	SO	W	L	OTL	SA	SV%
WARD	1	60	5	5.00	0	0	0	1	0	26	.808

COLUMBUS VS. CAROLINA ALL-TIME

SEASON	W-L-T/O	HOME	AWAY	GF-GA	SF-SA	PP	PK	PIM
2000-01	1-1-0-0	1-0-0-0	0-1-0-0	4-3	40-58	2-of-11	5-of-6	28-36
2001-02	0-1-0-0	0-0-0-0	0-1-0-0	2-5	18-38	1-of-4	6-of-6	10-10
2002-03	0-2-0-0	0-1-0-0	0-1-0-0	7-10	67-66	2-of-7	7-of-10	27-21
2003-04	1-1-0-0	0-1-0-0	1-0-0-0	4-4	45-63	2-of-9	7-of-8	20-22
2005-06	0-1-0	0-0-0	0-1-0	1-2	26-32	0-of-4	6-of-7	14-8
2006-07	DID NOT PLAY							
2007-08	1-0-0	1-0-0	0-0-0	4-1	23-24	1-of-6	3-of-4	13-17
2008-09	1-0-0	0-0-0	1-0-0	5-1	20-27	2-of-4	3-of-3	6-8
2009-10	1-0-0	1-0-0	0-0-0	3-2	26-26	0-of-3	5-of-5	10-6
2010-11	1-0-0	0-0-0	1-0-0	3-2	28-31	0-of-5	9-of-9	18-12
2011-12	1-0-0	1-0-0	0-0-0	5-1	26-40	1-of-3	5-of-5	10-6
2012-13	DID NOT PLAY							
TOTAL	7-6-0	4-2-0	3-4-0	38-31	319-405	11-of-56	56-of-63	156-146

OVERALL

Current Streak:	5-0-0 since 12/29/07
Last Win:	3/23/12, 5-1 at CBJ
Last Regulation Loss:	12/15/05, 1-2 at CAR
Most Lopsided Win:	4, 2x
Most Lopsided Loss:	3, 2x
Last Tie:	None
Last OT Game:	None
OT Record (W-L-T):	0-0-0
Most Goals Scored:	5, 3x
Most Goals Allowed:	6, 3/10/03 (5-6 L at CAR)
Most Goals, Both Teams:	11, 3/10/03 (5-6 L at CAR)
Longest Win Streak:	5, 12/29/07 - current
Longest Pts. Streak:	5, 12/29/07- current (5-0-0)
Longest Pointless Streak:	4, 3/7/01 - 3/10/03
Longest Winless Streak:	4, 3/7/01 - 3/10/03 (0-3-0)

AT CBJ

Current Streak:	3-0-0 since 12/29/07
Last Win:	3/23/12, 5-1
Last Regulation Loss:	3/8/04, 1-4
Most Lopsided Win:	4, 3/23/12 (5-1)
Most Lopsided Loss:	3, 3/8/04 (1-4)
Last Tie:	None
Last OT Game:	None
OT Record (W-L-T):	0-0-0
Most Goals Scored:	5, 3/23/12 (5-1 W)
Most Goals Allowed:	4, 2x (3/8/04 most recent, 1-4 L)
Most Goals, Both Teams:	6, 2x (3/23/12 most recent, 5-1 W)
Longest Win Streak:	3, 12/29/07 - current
Longest Pts. Streak:	3, 12/29/07 - current (3-0-0)
Longest Pointless Streak:	2, 11/30/02 - 3/8/04
Longest Winless Streak:	2, 11/30/02 - 3/8/04 (0-2-0)

AT CAR

Current Streak:	2-0-0 since 2/14/09
Last Win:	3/12/11, 3-2
Last Regulation Loss:	12/15/05, 1-2
Most Lopsided Win:	4, 2/14/09 (5-1)
Most Lopsided Loss:	3, 11/19/01 (2-5)
Last Tie:	None
Last OT Game:	None
OT Record (W-L-T):	0-0-0
Most Goals Scored:	5, 2x (2/14/09 most recent, 5-1 W)
Most Goals Allowed:	6, 3/10/03 (5-6 L)
Most Goals, Both Teams:	11, 3/10/03 (5-6 L)
Longest Win Streak:	2, 2/14/09 - current
Longest Pts. Streak:	2, 2/14/09 - current (2-0-0)
Longest Pointless Streak:	3, 3/7/01 - 3/10/03
Longest Winless Streak:	3, 3/7/01 - 3/10/03 (0-3-0)

ALL-TIME RESULTS

2000-01	(1-1-0-0)	2001-02	(0-1-0-0)	2002-03	(0-2-0-0)	2003-04	(1-1-0-0)	2005-06	(0-1-0)	2006-07	(0-0-0)
12/29	at CBJ 3, CAR 1	11/19	at CAR 5, CBJ 2	11/30	CAR 4, at CBJ 2	3/2	CBJ 3, at CAR 0	12/15	at CAR 2, CBJ 1	DID NOT PLAY	
3/7	at CAR 2, CBJ 1			3/10	at CAR 6, CBJ 5	3/8	CAR 4, at CBJ 1				
2007-08	(1-0-0)	2008-09	(1-0-0)	2009-10	(1-0-0)	2010-11	(1-0-0)	2011-12	(1-0-0)	2012-13	(0-0-0)
12/29	at CBJ 4, CAR 1	2/14	CBJ 5, at CAR 1	11/7	at CBJ 3, CAR 2	3/12	CBJ 3, at CAR 2	3/23	at CBJ 5, CAR	DID NOT PLAY	

SHUTOUTS

CBJ	1	3/2/04, Denis 25 saves (3-0 at CAR)
CAR	0	None

HAT TRICKS

CBJ	1	3/23/12, Umberger against Ward (3) (5-1 W at CBJ)
CAR	0	None

PENALTY SHOTS

CBJ	0	None
CAR	0	None




CHICAGO BLACKHAWKS

United Center / 1901 W. Madison St. / Chicago, IL 60612

blackhawks.nhl.com / p: 312.455.7000 / f: 312.455.7041



JOEL QUENNEVILLE



JONATHAN TOEWS

DIRECTORY

First Season: 1926-27

Home Ice: United Center

Capacity: 19,717 (opened in 1994)

Playoff Appearances: 58 (most recent, 2012-13)

Stanley Cup Titles: 5 (most recent, 2010)

President and CEO: John F. McDonough

VP and General Manager: Stan Bowman

Head Coach: Joel Quenneville

Assistant Coaches: Mike Kitchen, Jamie Kompon

Public Relations Contact:

Brandon Faber, 312.455.7060

Public Relations Fax: 312.455.7042

Press Box Phone: 312.455.4678

2012-13 SEASON

Record: 36-7-5, 77 pts.

Home: 18-3-3, 39 pts.

Away: 18-4-2, 38 pts.

Playoffs: Stanley Cup Champions

LEADERS

Points: Patrick Kane, 55

Goals: Patrick Kane, 23

Assists: Patrick Kane, 32

+/-: Jonathan Toews, 28

PIM: Brandon Bollig, 51

Def. Points: Duncan Keith, 27

Goaltending: Corey Crawford, 19-5-5, 1.94 GAA, .926 SV%, 3 SO

2012-13 RESULTS (0-2-2)

DATE	RESULT	ATTN	W/L GOALTENDERS	GWG GOAL
Jan 26, 2013	CHI 3, at CBJ 2	18,381	Corey Crawford/Steve Mason	Jonathan Toews
Feb 24, 2013	at CHI 1, CBJ 0	21,580	Corey Crawford/Steve Mason	Andrew Shaw
Mar 1, 2013	at CHI 4, CBJ 3 OT	21,828	Ray Emery/Steve Mason	Brent Seabrook
Mar 14, 2013	CHI 2, at CBJ 1 SO	15,009	Corey Crawford/Sergei Bobrovsky	Patrick Kane

GOALS BY PERIOD	1ST	2ND	3RD	OT	TOTAL	SHOTS BY PERIOD	1ST	2ND	3RD	OT	TOTAL
Columbus	2	2	2	0	6	Columbus	34	37	27	8	106
Chicago	2	5	1	1	9	Chicago	32	40	44	10	126

POWER PLAY	GOALS	ATTEMPTS	PCT	PENALTY KILLING	KILLS	ATTEMPTS	PCT
Columbus	1	13	7.7	Columbus	9	9	100.0
Chicago	0	9	0.0	Chicago	12	13	92.3

COLUMBUS	GP	G	A	TP	+/-	PM	PP	SH	S	PCT	CHICAGO	GP	G	A	TP	+/-	PM	PP	SH	S	PCT
ANISIMOV	3	2	0	2	0	2	0	0	8	25.0	KANE	4	0	4	4	4	2	0	0	12	0.0
JOHANSEN	4	1	1	2	-1	0	0	0	15	6.7	BICKELL	4	2	1	3	3	0	0	0	4	50.0
LETESTU	4	1	1	2	-1	2	0	0	9	11.1	ODUYA	4	1	1	2	4	0	0	0	6	16.7
DUBINSKY	2	0	2	2	0	0	0	0	6	0.0	TOEWS	4	1	1	2	-1	2	0	0	11	9.1
DORSETT	3	0	2	2	-2	2	0	0	4	0.0	STALBERG	4	1	1	2	3	6	0	0	12	8.3
FOLIGNO	4	0	2	2	0	7	0	0	2	0.0	HJALMARSSON	4	0	2	2	5	2	0	0	3	0.0
JOHNSON	2	1	0	1	1	2	1	0	7	14.3	BOLLAND	2	1	0	1	1	6	0	0	3	33.3
PROSPAL	4	1	0	1	-2	2	0	0	7	14.3	SEABROOK	4	1	0	1	-1	0	0	0	7	14.3
UMBERGER	4	0	1	1	2	0	0	0	4	0.0	SHARP	3	1	0	1	2	0	0	0	14	7.1
ATKINSON	3	0	1	1	-1	0	0	0	9	0.0	SHAW	4	1	0	1	2	7	0	0	2	50.0

GOALTENDING

COLUMBUS	GP	MIN	GA	AVG	EN	SO	W	L	OTL	SA	SV%	CHICAGO	GP	MIN	GA	AVG	EN	SO	W	L	OTL	SA	SV%
BOBROVSKY	1	65	1	.92	0	0	0	0	1	40	.975	CRAWFORD	3	184	3	.97	0	1	3	0	0	84	.964
MASON	3	181	8	2.65	0	0	0	2	1	86	.907	EMERY	1	63	3	2.84	0	0	1	0	0	22	.864

COLUMBUS VS. CHICAGO ALL-TIME

SEASON	W-L-T/O	HOME	AWAY	GF-GA	SF-SA	PP	PK	PIM
2000-01	1-4-0-0	1-2-0-0	0-2-0-0	9-18	118-137	2-of-25	18-of-23	86-80
2001-02	1-2-2-0	1-0-1-0	0-2-1-0	10-12	124-154	6-of-26	17-of-19	121-135
2002-03	2-3-0-0	2-1-0-0	0-2-0-0	11-15	141-153	2-of-25	21-of-23	105-152
2003-04	4-2-0-0	2-1-0-0	2-1-0-0	17-19	204-188	6-of-34	21-of-25	106-120
2005-06	5-3-0	3-1-0	2-2-0	26-21	212-299	5-of-40	42-of-48	106-100
2006-07	4-4-0	2-2-0	2-2-0	27-26	220-192	11-of-43	26-of-31	116-130
2007-08	4-3-1	2-2-0	2-1-1	27-28	229-217	6-of-38	28-of-35	107-129
2008-09	3-1-2	1-0-2	2-1-0	16-16	175-164	2-of-22	19-of-26	69-59
2009-10	2-2-2	1-1-1	1-1-1	24-21	151-206	3-of-21	17-of-23	54-62
2010-11	2-3-1	0-2-1	2-1-0	17-24	202-193	5-of-28	16-of-21	54-69
2011-12	0-6-0	0-3-0	0-3-0	10-31	190-176	2-of-20	14-of-19	90-92
2012-13	0-2-2	0-1-1	0-1-1	6-9	106-126	1-of-13	9-of-9	46-52
TOTAL	28-35-10	15-16-6	13-19-4	200-240	2072-2205	51-of-335	248-of-302	1060-of-1180

OVERALL

Current Streak:	0-8-3 since 4/1/11
Last Win:	2/18/11, 4-3 at CHI
Last Regulation Loss:	2/24/13, 0-1 at CHI
Most Lopsided Win:	5, 3/25/10 (8-3 at CBJ)
Most Lopsided Loss:	7, 1/22/04 (0-7 at CHI)
Last Tie:	11/23/01, 2-2 at CBJ
Last OT Game:	3/14/13, 1-2 SOL at CBJ
OT Record (W-L-T):	5-8-2
Most Goals Scored:	8, 3/25/10 (8-3 W at CBJ)
Most Goals Allowed:	7, 4x
Most Goals, Both Teams:	11, 3x
Longest Win Streak:	4, 2/27/04 - 12/30/05
Longest Pts. Streak:	5, 3/13/09 - 12/1/09 (3-0-2)
Longest Pointless Streak:	8, 4/1/11-3/1/13
Longest Winless Streak:	11, 4/1/11 - current (0-8-3)

AT CBJ

Current Streak:	0-6-2 since 10/15/10
Last Win:	3/25/10, 8-3
Last Regulation Loss:	1/26/13, 2-3
Most Lopsided Win:	5, 3/25/10 (8-3)
Most Lopsided Loss:	6, 2/15/03 (1-7)
Last Tie:	11/23/01, 2-2
Last OT Game:	3/14/13, 1-2 SOL
OT Record (W-L-T):	3-5-1
Most Goals Scored:	8, 3/25/10 (8-3 W)
Most Goals Allowed:	7, 3x (2/1/11 most recent, 4-7 L)
Most Goals, Both Teams:	11, 2x (2/1/11 most recent, 4-7 L)
Longest Win Streak:	3, 1/12/02 - 1/20/03
Longest Pts. Streak:	5, 4/8/01 - 1/20/03 (4-0-1)
Longest Pointless Streak:	8, 10/15/10 - current (0-6-2)

AT CHI

Current Streak:	0-4-1 since 10/29/11
Last Win:	2/18/11, 4-3
Last Regulation Loss:	2/24/13, 1-0
Most Lopsided Win:	3, 2x (10/23/07 most recent, 7-4)
Most Lopsided Loss:	7, 1/22/04 (0-7)
Last Tie:	10/14/01, 2-2
Last OT Game:	3/1/13, 3-4 OTL
OT Record (W-L-T):	2-3-1
Most Goals Scored:	7, 10/23/07 (7-4 W)
Most Goals Allowed:	7, 1/22/04 (0-7 L)
Most Goals, Both Teams:	11, 10/23/07 (7-4 W)
Longest Win Streak:	3, 2/27/04 - 12/30/05
Longest Pts. Streak:	3, 2x, 3/13/09 - 12/1/09 most recent (2-0-1)
Longest Pointless Streak:	7, 10/15/00 - 12/20/02 (0-6-1)

ALL-TIME RESULTS

2000-01	(1-4-0-0)	2001-02	(1-2-2-0)	2002-03	(2-3-0-0)	2003-04	(4-2-0-0)	2005-06	(5-3-0)	2006-07	(4-4-0)
10/7	CHI 5, at CBJ 3	10/14	CBJ 2, at CHI 2 OT	10/10	at CBJ 2, CHI 1	10/16	at CBJ 2, CHI 1	10/9	CBJ 3, at CHI 2	10/7	CBJ 5, at CHI 4
10/15	at CHI 2, CBJ 1	11/23	CHI 2, at CBJ 2 OT	10/29	at CHI 3, CBJ 2	12/26	CBJ 4, at CHI 1	12/26	at CBJ 4, CHI 3 OT	11/12	at CHI 1, CBJ 0
12/3	at CHI 5, CBJ 0	1/10	at CHI 2, CBJ 1	12/20	at CHI 3, CBJ 1	1/22	at CHI 7, CBJ 0	12/30	CBJ 3, at CHI 2	12/16	CHI 6, at CBJ 4
1/12	CHI 3, at CBJ 1	1/12	at CBJ 5, CHI 4	1/20	at CBJ 5, CHI 1	1/24	at CBJ 4, CHI 3	3/7	CHI 3, at CBJ 1	12/31	at CBJ 3, CHI 1
4/8	at CBJ 4, CHI 3 OT	4/14	at CHI 2, CBJ 0	2/15	CHI 7, at CBJ 1	2/25	CHI 4, at CBJ 3	3/15	at CHI 3, CBJ 2	1/16	CBJ 5, at CHI 4 OT
						2/27	CBJ 4, at CHI 3	4/1	at CBJ 5, CHI 2	2/11	CHI 5, at CBJ 4
								4/15	at CBJ 5, CHI 2	3/20	at CBJ 5, CHI 2
								4/16	at CHI 4, CBJ 3	3/30	at CHI 3, CBJ 1
2007-08	(4-3-1)	2008-09	(3-1-2)	2009-10	(2-2-2)	2010-11	(2-3-1)	2011-12	(0-6-0)	2012-13	(0-2-2)
10/23	CBJ 7, at CHI 4	11/1	CHI 4, at CBJ 3 SO	12/1	at CHI 4, CBJ 3 SO	10/15	CHI 5, at CBJ 2	10/29	at CHI 5, CBJ 2	1/26	CHI 3, at CBJ 2
11/7	at CHI 5, CBJ 2	12/14	at CHI 3, CBJ 1	1/14	at CHI 3, CBJ 0	10/23	CBJ 3, at CHI 2	11/10	CHI 6, at CBJ 3	2/24	at CHI 1, CBJ 0
11/14	at CBJ 4, CHI 2	3/13	CBJ 5, at CHI 3	1/16	CHI 6, at CBJ 5	12/26	at CHI 4, CBJ 1	12/26	at CHI 4, CBJ 1	3/1	at CHI 4, CBJ 3 OT
1/24	CBJ 1, at CHI 0	3/18	at CBJ 4, CHI 3 OT	2/14	CHI 5, at CBJ 4 SO	2/1	CHI 7, at CBJ 4	1/10	at CHI 5, CBJ 2	3/14	CHI 2, at CBJ 1 SO
2/13	CHI 7, at CBJ 2	4/5	CHI 1, at CBJ 0 OT	3/25	at CBJ 8, CHI 3	2/18	CBJ 4, at CHI 3	2/18	CHI 6, at CBJ 1		
3/14	CHI 6, at CBJ 3	4/8	CBJ 4, at CHI 3 SO	3/28	CBJ 4, at CHI 2	4/1	CHI 4, at CBJ 3 SO	3/20	CHI 5, at CBJ 1		
3/26	at CBJ 4, CHI 0										
3/30	at CHI 5, CBJ 4 SO										

SHUTOUTS

CBJ	2	1/24/08, Leclaire 30 saves (1-0 at CHI); 3/26/08, Norrena 17 saves (4-0 at CBJ)
CHI	6	12/3/00, Thibault 29 saves (0-5 at CHI); 4/14/02, Thibault 28 saves (0-2 at CHI); 1/22/04, Anderson 39 saves (0-7 at CHI); 11/12/06, Boucher 28 saves (0-1 at CHI); 4/5/09, Khabibulin 20 saves (0-1 OT at CBJ); 1/14/10, Huet 24 saves (0-3 at CHI)

HAT TRICKS

CBJ	0	None
CHI	1	1/10/12, Stalberg against Sanford (3) (2-5 L at CHI)

PENALTY SHOTS

CBJ	5	10/15/00, Vyborny goal against Tallas (1-2 L at CHI); 3/15/06, Fritsche unsuccessful against Khabibulin (2-3 L at CHI); 12/31/06, Nash unsuccessful against Khabibulin (3-1 W at CBJ); 4/8/09, Nash unsuccessful against Khabibulin (4-3 SOW at CHI)
CHI	1	3/25/10, Voracek goal against Huet (8-3 W at CBJ); 12/26/10, Skille unsuccessful against Garon (1-4 L at CHI)



COLORADO AVALANCHE

Pepsi Center / 1000 Chopper Cir. / Denver, CO 80204

avalanche.nhl.com / p: 303.405.1100 / f: 303.893.0614



PATRICK ROY



GABRIEL LANDESKOG

DIRECTORY

First Season: 1979-80

(Relocated from Quebec City in 1995)

Home Ice: Pepsi Center

Capacity: 18,007 (opened in 1999)

Playoff Appearances: 21 (most recent, 2009-10)

Stanley Cup Titles: 2 (1996 and 2001)

President: Josh Kroenke

Executive VP of Hockey Operations: Joe Sakic

Head Coach & VP of Hockey Operations: Patrick Roy

General Manager: Greg Sherman

Assistant Coaches: Tim Army, Andre Tourigny

Public Relations Contact: Jean Martineau 303.405.6005

Public Relations Fax: 303.893.0614

Press Box Phone: 303.575.1926

2012-13 SEASON

Record: 16-25-7, 39 pts.

Home: 12-9-3, 27 pts.

Away: 4-16-4, 12 pts.

Playoffs: Did not qualify

LEADERS

Points: PA Parenteau, 43

Goals: PA Parenteau, 18

Assists: Matt Duchene, 26

+/-: Chuck Kobasew, 6

PIM: Cody McLeod, 83

Def. Points: Tyson Barrie, 13

Goaltending: Semyon Varlamov, 11-21-3, 3.02 GAA, .903 SV%, 3 SO

2012-13 RESULTS (2-1-0)

DATE	RESULT	ATTN	W/L GOALTENDERS	GWG GOAL
Jan 24, 2013	at COL 4, CBJ 0	14,325	Semyon Varlamov/Sergei Bobrovsky	PA Parenteau
Mar 3, 2013	at CBJ 2, COL 1 OT	13,778	Sergei Bobrovsky/Semyon Varlamov	Artem Anisimov
Apr 15, 2013	CBJ 4, at COL 3 OT	13,694	Sergei Bobrovsky/Jean-Sebastien Giguere	Nick Foligno

GOALS BY PERIOD	1ST	2ND	3RD	OT	TOTAL	SHOTS BY PERIOD	1ST	2ND	3RD	OT	TOTAL
Columbus	0	1	3	2	6	Columbus	26	29	37	5	97
Colorado	2	2	4	0	8	Colorado	26	26	20	7	79

POWER PLAY	GOALS	ATTEMPTS	PCT	PENALTY KILLING	KILLS	ATTEMPTS	PCT
Columbus	2	12	16.7	Columbus	7	8	87.5
Colorado	1	8	12.5	Colorado	10	12	83.3

COLUMBUS	GP	G	A	TP	+/-	PM	PP	SH	S	PCT
FOLIGNO	3	1	2	3	2	2	0	0	11	9.1
PROSPAL	3	1	1	2	-2	0	1	0	7	14.3
LETESTU	3	1	1	2	0	0	0	0	8	12.5
TYUTIN	3	0	2	2	2	4	0	0	4	0.0
COMEAU	1	1	0	1	0	0	0	0	1	100.0
UMBERGER	3	1	0	1	2	0	0	0	9	11.1
ANISIMOV	2	1	0	1	-1	0	1	0	8	12.5
ERIXON	1	0	1	1	-1	0	0	0	4	0.0
MACKENZIE	3	0	1	1	-2	0	0	0	2	0.0
JOHANSEN	3	0	1	1	-2	2	0	0	4	0.0

COLORADO	GP	G	A	TP	+/-	PM	PP	SH	S	PCT
PARENTEAU	3	2	1	3	0	2	0	0	4	50.0
DUCHENE	3	2	1	3	2	2	0	0	10	20.0
MCLEOD	3	2	0	2	2	9	0	0	5	40.0
BARRIE	2	0	2	2	1	0	0	0	7	0.0
O'REILLY	2	0	2	2	1	0	0	0	2	0.0
HEJDUK	2	0	2	2	2	0	0	0	1	0.0
MITCHELL	3	1	0	1	-1	0	0	0	3	33.3
MCGINN	3	1	0	1	2	7	1	0	3	33.3
ELLIOTT	1	0	1	1	-2	0	0	0	2	0.0
HEJDA	3	0	1	1	-1	2	0	0	1	0.0

GOALTENDING

COLUMBUS	GP	MIN	GA	AVG	EN	SO	W	L	OTL	SA	SV%
BOBROVSKY	3	186	8	2.57	0	0	2	1	0	79	.899

COLORADO	GP	MIN	GA	AVG	EN	SO	W	L	OTL	SA	SV%
VARLAMOV	2	122	2	.98	0	1	1	0	1	67	.970
GIGUERE	1	64	4	3.72	0	0	0	0	1	30	.867

COLUMBUS VS. COLORADO ALL-TIME

SEASON	W-L-T/O	HOME	AWAY	GF-GA	SF-SA	PP	PK	PIM
2000-01	0-4-0-0	0-2-0-0	0-2-0-0	6-17	84-114	2-of-12	15-of-21	100-62
2001-02	0-4-0-0	0-2-0-0	0-2-0-0	2-16	103-113	1-of-17	8-of-11	43-75
2002-03	0-3-1-0	0-1-1-0	0-2-0-0	7-17	93-155	2-of-15	21-of-25	86-66
2003-04	1-3-0-0	1-1-0-0	0-2-0-0	8-19	154-150	4-of-25	9-of-15	66-78
2005-06	0-3-1	0-2-0	0-1-1	3-12	109-149	0-of-11	14-of-21	59-37
2006-07	1-3-0	0-2-0	1-1-0	8-11	113-115	1-of-19	11-of-14	49-49
2007-08	2-2-0	2-0-0	0-2-0	11-13	99-105	1-of-12	13-of-16	70-54
2008-09	4-0-0	2-0-0	2-0-0	17-6	104-113	2-of-10	14-of-17	66-44
2009-10	0-4-0	0-2-0	0-2-0	7-16	110-113	3-of-15	11-of-14	44-44
2010-11	1-2-1	1-1-0	0-1-1	9-15	128-124	1-of-10	11-of-13	60-56
2011-12	2-1-1	0-1-1	2-0-0	9-9	117-127	2-of-13	9-of-10	58-54
2012-13	2-1-0	1-0-0	1-1-0	6-8	97-79	2-of-12	7-of-8	51-57
TOTAL	13-30-4	7-14-2	6-16-2	93-159	1311-1457	21-of-171	143-of-185	752-676

OVERALL

Current Streak:	2-0-0 since 3/3/13
Last Win:	4/15/13, 4-3 OT at COL
Last Regulation Loss:	1/24/13, 0-4 at COL
Most Lopsided Win:	5, 1/2/09 (6-1 at COL)
Most Lopsided Loss:	6, 1/6/04 (0-6 at COL)
Last Tie:	1/28/03, 2-2 at CBJ
Last OT Game:	4/15/13, 4-3 OTW at COL
OT Record (W-L-T):	3-3-1
Most Goals Scored:	6, 1/2/09 (6-1 W at COL)
Most Goals Allowed:	6, 1/6/04 (0-6 L at COL)
Most Goals, Both Teams:	9, 4x
Longest Win Streak:	4, 10/30/08 - 2/10/09
Longest Pts. Streak:	4, 10/30/08 - 2/10/09 (4-0-0)
Longest Pointless Streak:	10, 10/14/00 - 1/23/03
Longest Winless Streak:	14, 10/14/00 - 1/6/04 (0-13-1)

AT CBJ

Current Streak:	1-0-0 since 3/3/13
Last Win:	3/3/13, 2-1 OT
Last Regulation Loss:	2/24/12, 0-5
Most Lopsided Win:	3, 2x (2/10/09 most recent, 3-0)
Most Lopsided Loss:	5, 3x (2/24/12 most recent, 0-5)
Last Tie:	1/28/03, 2-2
Last OT Game:	3/3/13, 2-1 OTW
OT Record (W-L-T):	2-1-1
Most Goals Scored:	5, 2x (12/5/07 most recent, 5-4 W)
Most Goals Allowed:	5, 6x (2/24/12 most recent, 0-5 L)
Most Goals, Both Teams:	9, 2x (12/5/07 most recent, 5-4 W)
Longest Win Streak:	4, 12/5/07 - 2/10/09
Longest Pts. Streak:	4, 12/5/07 - 2/10/09 (4-0-0)
Longest Pointless Streak:	5, 4/2/04 - 11/17/06
Longest Winless Streak:	6, 10/18/00 - 3/13/03 (0-5-1)

AT COL

Current Streak:	1-0-0 since 4/15/13
Last Win:	4/15/13, 4-3 OT
Last Regulation Loss:	1/24/13, 0-4
Most Lopsided Win:	5, 1/2/09 (6-1)
Most Lopsided Loss:	6, 1/6/04 (0-6)
Last Tie:	None
Last OT Game:	4/15/13, 4-3
OT Record (W-L-T):	1-2-0
Most Goals Scored:	6, 1/2/09 (6-1 W)
Most Goals Allowed:	6, 1/6/04 (0-6 L)
Most Goals, Both Teams:	9, 2x (3/22/11 most recent, 4-5 SOL)
Longest Win Streak:	2, 2x, 3/1/12 - 4/5/12 most recent
Longest Pts. Streak:	3, 3/22/11 - 4/5/12 (2-0-1)
Longest Pointless Streak:	8, 10/14/00 - 1/6/04
Longest Winless Streak:	10, 10/14/00 - 3/2/06 (0-9-1)

ALL-TIME RESULTS

2000-01	(0-4-0-0)	2001-02	(0-4-0-0)	2002-03	(0-3-1-0)	2003-04	(1-3-0-0)	2005-06	(0-3-1)	2006-07	(1-3-0)
10/14	at COL 3, CBJ 1	10/20	COL 5, at CBJ 0	11/12	at COL 5, CBJ 4	12/6	at COL 5, CBJ 1	11/25	COL 5, at CBJ 0	11/1	COL 5, at CBJ 3
10/18	COL 5, at CBJ 1	12/8	COL 2, at CBJ 0	1/23	at COL 5, CBJ 0	1/6	at COL 6, CBJ 0	1/7	at COL 3, CBJ 2 SO	11/17	COL 3, at CBJ 0
11/22	at COL 5, CBJ 2	12/12	at COL 5, CBJ 1	1/28	at CBJ 2, COL 2 OT	2/28	at CBJ 5, COL 4 OT	2/10	COL 4, at CBJ 1	12/5	CBJ 3, at COL 0
1/10	COL 4, at CBJ 2	3/6	at COL 4, CBJ 1	3/13	COL 5, at CBJ 1	4/2	COL 4, at CBJ 2	3/2	at COL 1, CBJ 0	2/27	at COL 3, CBJ 2
2007-08	(2-2-0)	2008-09	(4-0-0)	2009-10	(0-4-0)	2010-11	(1-2-1)	2011-12	(2-1-1)	2012-13	(2-1-0)
10/13	at COL 5, CBJ 1	10/30	CBJ 4, at COL 2	12/5	COL 3, at CBJ 2	10/30	at COL 5, CBJ 1	10/12	COL 3, at CBJ 2 SO	1/24	at COL 4, CBJ 0
12/5	at CBJ 5, COL 4	1/2	CBJ 6, at COL 1	12/19	at COL 5, CBJ 2	11/12	COL 5, at CBJ 1	2/24	COL 5, at CBJ 0	3/3	at CBJ 2, COL 1 OT
12/12	at CBJ 4, COL 1	1/13	at CBJ 4, COL 3	1/2	COL 3, at CBJ 2	2/11	at CBJ 3, COL 1	3/1	CBJ 2, at COL 0	4/15	CBJ 4, at COL 3 OT
1/20	at COL 3, CBJ 1	2/10	at CBJ 3, COL 0	2/2	at COL 5, CBJ 1	3/22	at COL 5, CBJ 4 SO	4/5	CBJ 5, at COL 2		

SHUTOUTS

CBJ	3	12/5/06, Norrena 42 saves (3-0 at COL); 2/10/09, LaCosta 31 saves (3-0 at CBJ); 3/1/12, Mason 33 saves (2-0 at COL)
COL	9	10/20/01, Roy 24 saves (0-5 at CBJ); 12/8/01, Roy 26 saves (0-2 at CBJ); 1/23/03, Roy 18 saves (0-5 at COL); 1/6/04, Aebischer 35 saves (0-6 at COL); 11/25/05, Aebischer 35 saves (0-5 at CBJ); 3/2/06, Aebischer 24 saves (0-1 at COL); 11/17/06, Budaj 25 saves (0-3 at CBJ); 2/24/12, Varlamov 28 saves (0-5 at CBJ); 1/24/13, Varlamov 33 saves

HAT TRICKS

CBJ	1	4/5/12, Atkinson against Varlamov (3) (5-2 W at COL)
COL	2	3/13/03, Sakic against Denis (3) (1-5 L at CBJ); 10/13/07, Sakic against Leclaire (3) (1-5 L at COL)


PENALTY SHOTS

CBJ	1	1/2/09, Nash goal against Budaj (6-1 W at COL)
COL	3	12/12/01, Podein unsuccessful against Denis (1-5 L at COL); 1/23/03, McAmmond unsuccessful against Denis (0-5 L at COL); 2/28/04, Kariya unsuccessful against Denis (5-4 OTW at CBJ)




DALLAS STARS

American Airlines Center / 2500 Victory Ave. / Dallas, TX 75219
stars.nhl.com / p: 214.387.5500 / f: 214.387.5564



LINDY RUFF



JAMIE BENN

DIRECTORY

First Season: 1967-68
(Relocated from Minneapolis-St. Paul in 1993)
Home Ice: American Airlines Center
Capacity: 18,532 (opened in 2001)
Playoff Appearances: 29 (most recent, 2007-08)
Stanley Cup Titles: 1 (1999)
General Manager: Jim Nill
Head Coach: Lindy Ruff
Assistant Coaches: Curt Fraser, James Patrick
Public Relations Contact:
Tom Holy, 214.387.5633
Public Relations Fax: 214.387.5564
Press Box Phone: 214.665.4600

2012-13 SEASON

Record: 22-22-4, 48 pts.
Home: 11-11-2, 24 pts.
Away: 11-11-2, 24 pts.
Playoffs: Did not qualify

LEADERS
Points: Jamie Benn, 33
Goals: Jaromir Jagr, 14
Assists: Alex Goligoski, 24
+/-: Alex Goligoski, 4
PIM: Antoine Roussel, 85
Def. Points: Alex Goligoski, 27
Goaltending: Kari Lehtonen,
15-14-3, 2.66 GAA, .916 SV%, 1 SO

2012-13 RESULTS (2-0-1)

DATE	RESULT	ATTN	W/L GOALTENDERS	GWG GOAL
Jan 28, 2013	at CBJ 2, DAL 1	10,475	Sergei Bobrovsky/Kari Lehtonen	Vinny Prospal
Feb 26, 2013	DAL 5, at CBJ 4 OT	11,523	Richard Bachman/Sergei Bobrovsky	Loui Eriksson
Apr 25, 2013	CBJ 3, at DAL 1	16,918	Sergei Bobrovsky/Kari Lehtonen	Mark Letestu

GOALS BY PERIOD	1ST	2ND	3RD	OT	TOTAL	SHOTS BY PERIOD	1ST	2ND	3RD	OT	TOTAL
Columbus	1	3	5	0	9	Columbus	20	36	26	0	82
Dallas	1	4	1	1	7	Dallas	33	30	30	3	96

POWER PLAY	GOALS	ATTEMPTS	PCT	PENALTY KILLING	KILLS	ATTEMPTS	PCT
Columbus	2	12	16.7	Columbus	6	8	75.0
Dallas	2	8	25.0	Dallas	10	12	83.3

COLUMBUS	GP	G	A	TP	+/-	PM	PP	SH	S	PCT
ATKINSON	2	3	0	3	3	0	1	0	8	37.5
LETESTU	3	1	2	3	2	0	1	0	10	10.0
DORSETT	2	2	0	2	0	0	0	0	4	50.0
PROSPAL	3	1	1	2	3	2	0	0	5	20.0
FOLIGNO	3	0	2	2	2	0	0	0	5	0.0
JOHNSON	2	0	2	2	1	0	0	0	8	0.0
DUBINSKY	2	0	2	2	1	2	0	0	4	0.0
TYUTIN	3	0	2	2	4	0	0	0	3	0.0
NIKITIN	2	1	0	1	3	6	0	0	3	33.3
UMBERGER	3	1	0	1	1	0	0	0	7	14.3

DALLAS	GP	G	A	TP	+/-	PM	PP	SH	S	PCT
BENN	3	1	1	2	-3	6	1	0	12	8.3
ROUSSEL	2	1	1	2	0	0	0	0	6	16.7
ROY	1	1	1	2	2	0	0	0	6	16.7
EAKIN	3	1	1	2	-1	0	0	0	9	11.1
GOLIGOSKI	3	0	2	2	-3	0	0	0	4	0.0
ROBIDAS	3	0	2	2	1	4	0	0	2	0.0
DILLON	3	0	2	2	0	2	0	0	7	0.0
ERIKSSON	3	1	0	1	1	0	0	0	6	16.7
MORROW	2	1	0	1	-2	0	0	0	2	50.0
LARSEN	2	1	0	1	-1	2	1	0	3	33.3

GOALTENDING

COLUMBUS	GP	MIN	GA	AVG	EN	SO	W	L	OTL	SA	SV%
BOBROVSKY	3	182	7	2.30	0	0	2	0	1	96	.927

DALLAS	GP	MIN	GA	AVG	EN	SO	W	L	OTL	SA	SV%
BACHMAN	1	63	4	3.81	0	0	1	0	0	20	.800
LEHTONEN	2	118	5	2.54	0	0	0	2	0	62	.919

COLUMBUS VS. DALLAS ALL-TIME

SEASON	W-L-T/O	HOME	AWAY	GF-GA	SF-SA	PP	PK	PIM
2000-01	1-3-0-0	1-1-0-0	0-2-0-0	5-13	88-106	2-of-9	13-of-16	41-29
2001-02	0-4-0-0	0-2-0-0	0-2-0-0	8-16	102-116	2-of-11	11-of-14	49-43
2002-03	1-2-0-1	1-1-0-0	0-1-0-1	8-11	87-144	3-of-16	20-of-20	65-68
2003-04	0-4-0-0	0-2-0-0	0-2-0-0	7-12	86-117	3-of-18	10-of-11	40-62
2005-06	1-3-0	1-1-0	0-2-0	13-18	92-126	4-of-24	20-of-27	54-50
2006-07	3-1-0	1-1-0	2-0-0	7-7	105-101	0-of-13	18-of-22	50-32
2007-08	1-1-2	0-0-2	1-1-0	8-8	121-111	4-of-19	17-of-17	55-58
2008-09	1-1-2	0-1-1	1-0-1	15-18	136-101	3-of-17	14-of-17	95-65
2009-10	3-1-0	2-0-0	1-1-0	9-5	129-103	4-of-16	16-of-16	58-69
2010-11	2-2-0	1-1-0	1-1-0	5-8	127-101	1-of-12	18-of-21	78-50
2011-12	1-3-0	0-2-0	1-1-0	10-12	84-123	4-of-15	11-of-12	33-39
2012-13	2-0-1	1-0-1	1-0-0	9-7	82-96	2-of-12	6-of-8	32-40
TOTAL	16-25-6	8-12-4	8-13-2	104-135	1239-1345	32-of-182	174-of-201	650-595

OVERALL

Current Streak:	2-0-1 since 1/28/13
Last Win:	4/25/13, 3-1 at DAL
Last Regulation Loss:	2/9/12, 2-4 at CBJ
Most Lopsided Win:	3, 2x
Most Lopsided Loss:	4, 2x
Last Tie:	None
Last OT Game:	2/26/13, 4-5 at CBJ
OT Record (W-L-T):	5-6-0
Most Goals Scored:	5, 3x
Most Goals Allowed:	7, 1/31/09 (3-7 L at CBJ)
Most Goals, Both Teams:	11, 12/18/08 (5-6 SOL at DAL)
Longest Win Streak:	3, 2x (1/10/10 - 12/6/10)
Longest Pts. Streak:	3, 5x, current (2-0-1)
Longest Pointless Streak:	9, 1/22/03 - 4/11/06
Longest Winless Streak:	10, 11/17/02 - 4/11/06 (0-9-1)

AT CBJ

Current Streak:	1-0-1 since 1/28/13
Last Win:	1/28/13, 2-1
Last Regulation Loss:	2/9/12, 2-4
Most Lopsided Win:	2, 2x (1/10/10 most recent, 2-0)
Most Lopsided Loss:	4, 1/31/09 (3-7)
Last Tie:	None
Last OT Game:	2/26/13, 4-5 OTL
OT Record (W-L-T):	3-4-0
Most Goals Scored:	5, 4/18/06 (5-4 OTW)
Most Goals Allowed:	7, 1/31/09 (3-7 L)
Most Goals, Both Teams:	10, 1/31/09 (3-7 L)
Longest Win Streak:	3, 1/10/10 - 12/6/10
Longest Pts. Streak:	4, 2/16/09 - 12/6/10 (3-0-1)
Longest Pointless Streak:	4, 3/11/03 - 12/21/05
Longest Winless Streak:	4, 2x, 10/17/07 - 2/16/09 most recent (0-1-3)

AT DAL

Current Streak:	2-0-0 since 12/29/11
Last Win:	4/25/13, 3-1
Last Regulation Loss:	10/15/11, 2-4
Most Lopsided Win:	3, 2x (12/29/11 most recent, 4-1)
Most Lopsided Loss:	4, 11/1/00 (0-4)
Last Tie:	None
Last OT Game:	12/18/08, 5-6 SOL
OT Record (W-L-T):	2-2-0
Most Goals Scored:	5, 2x (12/18/08 most recent, 5-6 SOL)
Most Goals Allowed:	6, 11/18/05 (3-6 L)
Most Goals, Both Teams:	11, 12/18/08 (5-6 SOL)
Longest Win Streak:	2, 3x, 12/29/11-current, most recent
Longest Pts. Streak:	4, 1/22/08 - 11/19/09 (3-0-1)
Longest Pointless Streak:	5, 1/22/03 - 4/11/06
Longest Winless Streak:	10, 11/1/00 - 4/11/06 (0-9-1)

ALL-TIME RESULTS

2000-01	(1-3-0-0)	2001-02	(0-4-0-0)	2002-03	(1-2-0-1)	2003-04	(0-4-0-0)	2005-06	(1-3-0)	2006-07	(3-1-0)
11/1	at DAL 4, CBJ 0	12/22	DAL 4, at CBJ 2	11/1	at CBJ 4, DAL 2	10/25	DAL 3, at CBJ 2	11/18	at DAL 6, CBJ 3	12/12	CBJ 3, at DAL 1
11/14	at CBJ 3, DAL 2	1/21	DAL 5, at CBJ 3	11/17	at DAL 3, CBJ 2 OT	12/27	DAL 4, at CBJ 3	12/21	DAL 5, at CBJ 3	3/2	CBJ 3, at DAL 2 SO
11/24	at DAL 3, CBJ 0	1/28	at DAL 4, CBJ 2	1/22	at DAL 4, CBJ 0	2/4	at DAL 1, CBJ 0	4/11	at DAL 3, CBJ 2	3/9	DAL 3, at CBJ 0
11/25	DAL 4, at CBJ 2	4/1	at DAL 3, CBJ 1	3/11	DAL 2, at CBJ 0	3/3	at DAL 4, CBJ 2	4/18	at CBJ 5, DAL 4 OT	4/5	at CBJ 2, DAL 1 OT
2007-08	(1-1-2)	2008-09	(1-1-2)	2009-10	(3-1-0)	2010-11	(2-2-0)	2011-12	(1-3-0)	2012-13	(2-0-1)
10/17	DAL 3, at CBJ 2 SO	10/10	CBJ 5, at DAL 4 OT	11/19	CBJ 4, at DAL 1	12/6	at CBJ 3, DAL 2 SO	10/15	at DAL 4, CBJ 2	1/28	at CBJ 2, DAL 1
12/3	DAL 2, at CBJ 1 SO	12/18	at DAL 6, CBJ 5 SO	12/23	at DAL 3, CBJ 1	12/18	DAL 2, at CBJ 1	10/18	DAL 3, at CBJ 2	2/26	DAL 5, at CBJ 4 OT
1/19	at DAL 3, CBJ 1	1/31	DAL 7, at CBJ 3	1/10	at CBJ 2, DAL 0	2/13	CBJ 2, at DAL 1	12/29	CBJ 4, at DAL 1	4/25	CBJ 3, at DAL 1
1/22	CBJ 4, at DAL 2	2/16	DAL 3, at CBJ 2 SO	2/4	at CBJ 2, DAL 1	4/5	at DAL 3, CBJ 0	2/9	DAL 4, at CBJ 2		

SHUTOUTS

CBJ	1	1/10/10, Garon 26 saves (2-0 at CBJ)
DAL	6	11/1/00, Belfour 14 saves (0-4 at DAL); 11/24/00, Belfour 23 saves (0-3 at DAL); 3/11/03, Tugnut 25 saves (0-2 at CBJ); 2/4/04, Turco 18 saves (0-1 at DAL); 3/9/07, Turco 30 saves (0-3 at CBJ); 4/5/11, Lehtonen 23 saves (0-3 at DAL)

HAT TRICKS

CBJ	0	None
DAL	2	3/3/04, Guerin against against Denis (3) (2-4 L at DAL); 12/18/08, Eriksson against Leclaire (3) (5-6 SOL at DAL)

PENALTY SHOTS

CBJ	0	None
DAL	0	None




DETROIT RED WINGS

Joe Louis Arena / 19 Steve Yzerman Dr. / Detroit, MI 48226
redwings.nhl.com / p: 313.471.7000 / f: 313.567.0296



MIKE BABCOCK



PAVEL DATSYUK

DIRECTORY

First Season: 1926-27
Home Ice: Joe Louis Arena
Capacity: 20,066 (opened in 1979)
Playoff Appearances: 61 (most recent, 2012-13)
Stanley Cup Titles: 11 (most recent, 2008)
Owners: Mike and Marian Ilitch
Executive VP and General Manager: Ken Holland
Head Coach: Mike Babcock
Associate Coach: Tom Renney
Assistant Coach: Bill Peters
Public Relations Contact:
John Hahn, 313.471.7538
Public Relations Fax: 313.567.0296
Press Box Phone: 313.471.7957

2012-13 SEASON

Record: 24-16-8, 56 pts.
Home: 13-7-4, 30 pts.
Away: 11-9-4, 26 pts.
Playoffs: Lost 4-3 (CHI) in CSF

LEADERS
Points: Pavel Datsyuk, 49
Goals: Pavel Datsyuk, 15
Assists: Henrik Zetterberg, 37
+/-: Pavel Datsyuk, 21
PIM: Jordin Tootoo, 78
Def. Points: Niklas Kronwall, 29
Goaltending: Jimmy Howard,
21-13-7, 2.13 GAA, .923 SV%, 5 SO

2012-13 RESULTS (4-0-1)

DATE	RESULT	ATTN	W/L GOALTENDERS	GWG GOAL
Jan 21, 2013	DET 4, at CBJ 3 SO	19,206	Jimmy Howard/Sergei Bobrovsky	Damien Brunner
Feb 2, 2013	at CBJ 4, DET 2	17,612	Steve Mason/Jimmy Howard	Artem Anisimov
Feb 21, 2013	CBJ 3, at DET 2	20,066	Sergei Bobrovsky/Jimmy Howard	Vinny Prospal
Mar 9, 2013	at CBJ 3, DET 0	17,957	Sergei Bobrovsky/Jonas Gustavsson	Cameron Atkinson
Mar 10, 2013	CBJ 3, at DET 2 SO	20,066	Sergei Bobrovsky/Jimmy Howard	Matthew Calvert

GOALS BY PERIOD	1ST	2ND	3RD	OT	TOTAL	SHOTS BY PERIOD	1ST	2ND	3RD	OT	TOTAL
Columbus	3	7	5	0	15	Columbus	38	44	44	4	130
Detroit	3	3	3	0	9	Detroit	49	50	54	6	159

POWER PLAY	GOALS	ATTEMPTS	PCT	PENALTY KILLING	KILLS	ATTEMPTS	PCT
Columbus	5	24	20.8	Columbus	24	25	96.0
Detroit	1	25	4.0	Detroit	19	24	79.2

COLUMBUS	GP	G	A	TP	+/-	PM	PP	SH	S	PCT	DETROIT	GP	G	A	TP	+/-	PM	PP	SH	S	PCT
BRASSARD	5	1	4	5	1	2	0	0	10	10.0	BRUNNER	5	2	1	3	-4	4	0	0	14	14.3
UMBERGER	5	2	2	4	5	6	1	0	9	22.2	FRANZEN	4	2	1	3	0	2	1	0	15	13.3
ATKINSON	4	2	2	4	3	0	0	0	9	22.2	DATSYUK	5	1	2	3	1	2	0	0	11	9.1
TYUTIN	5	0	4	4	-2	4	0	0	2	0.0	KRONWALL	5	0	3	3	-2	6	0	0	12	0.0
WISNIEWSKI	3	2	1	3	3	0	2	0	7	28.6	ZETTERBERG	5	0	3	3	-4	2	0	0	16	0.0
DORSETT	3	1	2	3	3	13	0	0	5	20.0	LASHOFF	3	1	1	2	2	2	0	0	5	20.0
JOHNSON	5	1	2	3	1	0	1	0	12	8.3	FILPPULA	3	1	1	2	2	0	0	0	9	11.1
JOHANSEN	4	0	3	3	2	4	0	0	5	0.0	KINDL	3	1	0	1	2	0	0	0	9	11.1
PROSPAL	5	2	0	2	1	10	1	0	12	16.7	WHITE	3	1	0	1	0	2	0	0	5	20.0
ANISIMOV	3	2	0	2	-2	2	0	0	9	22.2	ERICSSON	4	0	1	1	-3	4	0	0	4	0.0

GOALTENDING

COLUMBUS	GP	MIN	GA	AVG	EN	SO	W	L	OTL	SA	SV%	DETROIT	GP	MIN	GA	AVG	EN	SO	W	L	OTL	SA	SV%
BOBROVSKY	4	249	7	1.68	0	1	3	0	1	125	.944	HOWARD	4	249	12	2.88	0	0	1	2	1	106	.887
MASON	1	60	2	2.00	0	0	1	0	0	34	.941	GUSTAVSSON	1	60	3	3.00	0	0	0	1	0	24	.875

COLUMBUS VS. DETROIT ALL-TIME

SEASON	W-L-T/O	HOME	AWAY	GF-GA	SF-SA	PP	PK	PIM
2000-01	1-2-0-2	1-0-0-2	0-2-0-0	8-14	133-177	4-of-21	19-of-22	58-60
2001-02	1-2-0-2	0-0-0-2	1-2-0-0	9-15	135-157	1-of-19	13-of-17	48-67
2002-03	0-4-1-0	0-2-1-0	0-2-0-0	13-19	147-155	1-of-28	17-of-19	75-73
2003-04	2-4-0-0	1-2-0-0	1-2-0-0	13-17	163-193	2-of-25	17-of-19	54-74
2005-06	1-5-2	0-4-0	1-1-2	18-37	203-305	3-of-39	35-of-44	105-80
2006-07	3-5-0	2-2-0	1-3-0	14-28	219-260	6-of-51	36-of-40	86-108
2007-08	3-4-1	2-1-1	1-3-0	20-24	181-250	8-of-41	28-of-40	94-98
2008-09	3-3-0	2-1-0	1-2-0	17-18	138-208	2-of-22	20-of-26	71-65
2009-10	1-4-1	1-1-1	0-3-0	8-18	163-212	1-of-16	19-of-25	88-60
2010-11	2-3-1	1-2-0	1-1-1	13-16	187-197	3-of-28	20-of-22	51-59
2011-12	2-3-1	2-1-0	0-2-1	16-22	172-190	4-of-26	19-of-28	77-76
2012-13	4-0-1	2-0-1	2-0-0	15-9	130-159	5-of-24	24-of-25	83-81
TOTAL	23-39-12	14-16-8	9-23-4	164-237	1971-2463	40-of-340	267-327	890-901

OVERALL

Current Streak:	5-0-1 since 3/28/12
Last Win:	3/10/13, 3-2 SO at DET
Last Regulation Loss:	3/26/12, 2-7 at DET
Most Lopsided Win:	6, 3/7/09 (8-2 at DET)
Most Lopsided Loss:	8, 11/11/09 (1-9 at CBJ)
Last Tie:	4/4/03, 5-5 at CBJ
Last OT Game:	3/10/13, 3-2 SOW at DET
OT Record (W-L-T):	7-11-1
Most Goals Scored:	8, 3/7/09 (8-2 W at DET)
Most Goals Allowed:	9, 11/11/09 (1-9 L at CBJ)
Most Goals, Both Teams:	11, 3x
Longest Win Streak:	4, 2/2/13 - current
Longest Pts. Streak:	6, 3/28/12 - current (5-0-1)
Longest Pointless Streak:	5, 3/19/08 - 1/6/09
Longest Winless Streak:	8, 3/21/02 - 11/19/03 (0-6-2)

AT CBJ

Current Streak:	3-0-1 since 3/28/12
Last Win:	3/9/13, 3-0
Last Regulation Loss:	2/28/12, 2-5
Most Lopsided Win:	3, 2x (10/25/11 most recent, 4-1)
Most Lopsided Loss:	8, 11/11/09 (1-9)
Last Tie:	4/4/03, 5-5
Last OT Game:	1/21/13, 3-4 SOL
OT Record (W-L-T):	4-7-1
Most Goals Scored:	5, 4/4/03 (5-5 T)
Most Goals Allowed:	9, 11/11/09 (1-9 L)
Most Goals, Both Teams:	11, 12/28/06 (4-7 L)
Longest Win Streak:	2, 3x, 2/2/13-current, most recent
Longest Pts. Streak:	5, 10/22/00 - 3/21/02 (1-0-4)
Longest Pointless Streak:	6, 3/11/04 - 4/8/06
Longest Winless Streak:	6, 3/11/04 - 4/8/06 (0-6-0)

AT DET

Current Streak:	2-0-0 since 2/21/13
Last Win:	3/10/13, 3-2 SO
Last Regulation Loss:	3/26/12, 2-7
Most Lopsided Win:	6, 3/7/09 (8-2)
Most Lopsided Loss:	5, 2x (3/26/12 most recent, 2-7)
Last Tie:	None
Last OT Game:	3/10/13, 3-2 SOW
OT Record (W-L-T):	3-4-0
Most Goals Scored:	8, 3/7/09 (8-2 W)
Most Goals Allowed:	7, 3/26/12 (2-7 L)
Most Goals, Both Teams:	11, 2x (1/15/11 most recent, 5-6 OTL)
Longest Win Streak:	2, 2/21/13 - current
Longest Pts. Streak:	2, 4x, 2/21/13 - current, most recent
Longest Pointless Streak:	4, 4x, 12/26/09 - 11/28/10 most recent
Longest Winless Streak:	5, 12/26/09 - 1/15/11 (0-4-1)

ALL-TIME RESULTS

2000-01	(1-2-0-2)	2001-02	(1-2-0-2)	2002-03	(0-4-1-0)	2003-04	(2-4-0-0)	2005-06	(1-5-2)	2006-07	(3-5-0)
10/22	DET 2, at CBJ 1 OT	10/16	at DET 4, CBJ 3	12/14	at DET 6, CBJ 4	10/22	at DET 4, CBJ 1	10/22	DET 6, at CBJ 0	11/4	at DET 4, CBJ 1
10/28	at DET 4, CBJ 1	11/21	DET 1, at CBJ 0 OT	12/23	DET 1, at CBJ 0	11/19	at DET 5, CBJ 1	10/24	DET 6, at CBJ 2	12/18	at CBJ 4, DET 3
1/31	DET 3, at CBJ 2 OT	12/27	at DET 5, CBJ 1	12/26	at DET 4, CBJ 2	11/20	at CBJ 3, DET 0	12/20	at DET 4, CBJ 3 SO	12/20	at DET 5, CBJ 0
2/16	at DET 4, CBJ 2	2/8	CBJ 3, at DET 2	3/3	DET 3, at CBJ 2	3/11	DET 4, at CBJ 2	12/31	at DET 5, CBJ 2	12/28	DET 7, at CBJ 4
4/3	at CBJ 2, DET 1	3/21	DET 3, at CBJ 2 OT	4/4	at CBJ 5, DET 5 OT	3/31	DET 3, at CBJ 2	1/18	DET 4, at CBJ 0	1/19	at CBJ 3, DET 1
						4/3	CBJ 4, at DET 1	3/25	CBJ 5, at DET 4 SO	3/22	CBJ 2, at DET 1 SO
								4/7	at DET 6, CBJ 5 SO	4/1	DET 4, at CBJ 1
								4/8	DET 4, at CBJ 2	4/3	at DET 3, CBJ 0
2007-08	(3-4-1)	2008-09	(3-3-0)	2009-10	(1-4-1)	2010-11	(2-3-1)	2011-12	(2-3-1)	2012-13	(4-0-1)
11/9	at DET 4, CBJ 1	11/28	at DET 5, CBJ 3	11/11	DET 9, at CBJ 1	11/26	DET 2, at CBJ 1	10/21	at DET 5, CBJ 2	1/21	DET 4, at CBJ 3 SO
11/18	DET 5, at CBJ 4 SO	1/6	at DET 3, CBJ 0	12/26	at DET 2, CBJ 1	11/28	at DET 4, CBJ 2	10/25	at CBJ 4, DET 1	2/2	at CBJ 4, DET 2
11/24	at CBJ 3, DET 2 SO	1/27	at CBJ 3, DET 2 OT	12/28	at CBJ 1, DET 0 OT	1/14	at CBJ 3, DET 2 SO	1/21	at DET 3, CBJ 2 SO	2/21	CBJ 3, at DET 2
2/15	CBJ 5, at DET 1	2/13	at CBJ 3, DET 2	4/1	at DET 3, CBJ 2	1/15	at DET 6, CBJ 5 OT	2/28	DET 5, at CBJ 2	3/9	at CBJ 3, DET 0
3/16	at CBJ 4, DET 3	3/7	CBJ 8, at DET 2	4/7	at DET 4, CBJ 3	2/4	CBJ 3, at DET 0	3/26	at DET 7, CBJ 2	3/10	CBJ 3, at DET 2 SO
3/19	at DET 3, CBJ 1	3/15	DET 4, at CBJ 0	4/9	DET 1, at CBJ 0 SO	3/17	DET 2, at CBJ 0	3/28	at CBJ 4, DET 2		
3/22	DET 4, at CBJ 1										
4/3	at DET 3, CBJ 2										

SHUTOUTS

CBJ	5	11/20/03, Denis 25 saves (3-0 at CBJ); 12/28/09, Mason 34 saves (1-0 OT at CBJ); 4/9/10, Mason 45 saves (0-1 SO at CBJ); 2/4/11, Mason 34 saves (3-0 at DET); 3/9/13, Bobrovsky 30 saves (3-0 at CBJ)
DET	10	11/21/01, Legace 38 saves (0-1 OT at CBJ); 12/23/02, Joseph 33 saves (0-1 at CBJ); 10/22/05, Legace 17 saves (0-6 at CBJ); 1/18/06, Osgood 26 saves (0-4 at CBJ); 12/20/06, Hasek 27 saves (0-5 at DET); 4/3/07, Hasek 35 saves (0-3 at DET); 1/6/09, Conklin 23 saves (0-3 at DET); 3/15/09, Osgood 23 saves (0-4 at CBJ); 4/9/10, Howard 22 saves (0-1 SO at CBJ); 3/17/11, MacDonald 37 saves (0-2 at CBJ)

HAT TRICKS

CBJ	3	4/7/06, Nash against Legace (3) (5-6 SOL at DET); 1/27/09, Nash against Osgood (3) (3-2 OTW at CBJ); 3/7/09, Nash against Osgood (2) and Conklin (1) (8-2 W at DET)
DET	3	10/22/05, Williams against Denis (3) (0-6 L at CBJ); 12/28/06, Cleary against Norrena (3) (4-7 L at CBJ); 3/19/08, Zetterberg against Norrena (3) (1-3 L at DET)

PENALTY SHOTS

CBJ	1	11/26/10, Boll unsuccessful against Howard (1-2 L at CBJ)
DET	1	4/9/10, Bertuzzi unsuccessful against Mason (0-1 SOL at CBJ)




EDMONTON OILERS

Rexall Place / 7424 - 118 Avenue / Edmonton, AB T5B 4M9
oilers.nhl.com / p: 780.414.4000 / f: 780.409.5890



DALLAS EAKINS



TAYLOR HALL

DIRECTORY

First Season: 1979-80
Home Ice: Rexall Place
Capacity: 16,839 (opened in 1974)
Playoff Appearances: 20 (most recent, 2005-06)
Stanley Cup Titles: 5 (most recent, 1990)
President of Hockey Operations: Kevin Lowe
General Manager: Craig MacTavish
Senior VP of Hockey Operations: Scott Howson
Head Coach: Dallas Eakins
Associate Coach: Keith Acton
Assistant Coaches: Kelly Buchberger, Steve Smith
Public Relations Contact: J.J. Hebert, 780.409.5859
Public Relations Fax: 780.409.5848
Press Box Phone: 780.409.3785

2012-13 SEASON

Record: 19-22-7, 45 pts.
Home: 9-11-4, 22 pts.
Away: 10-11-3, 23 pts.
Playoffs: Did not qualify

LEADERS

Points: Taylor Hall, 50
Goals: Nail Yakupov, 17
Assists: Taylor Hall, 34
+/-: Shawn Horcoff and Corey Potter, 8
PIM: Ladislav Smid, 55
Def. Points: Justin Schultz, 27
Goaltending: Devan Dubnyk, 14-16-6, 2.57 GAA, .920 SV%, 2 SO

2012-13 RESULTS (1-2-0)

DATE	RESULT	ATTN	W/L GOALTENDERS	GWG GOAL
Feb 10, 2013	EDM 3, at CBJ 1	14,364	Devan Dubnyk/Sergei Bobrovsky	Magnus Paajarvi-Svensson
Mar 5, 2013	at CBJ 4, EDM 3 SO	14,952	Sergei Bobrovsky/Devan Dubnyk	Artem Anisimov
Mar 28, 2013	at EDM 6, CBJ 4	16,839	Devan Dubnyk/Sergei Bobrovsky	Ales Hemsky

GOALS BY PERIOD	1ST	2ND	3RD	OT	TOTAL	SHOTS BY PERIOD	1ST	2ND	3RD	OT	TOTAL
Columbus	4	2	2	0	8	Columbus	39	30	38	1	108
Edmonton	4	3	5	0	12	Edmonton	22	19	24	3	68

POWER PLAY	GOALS	ATTEMPTS	PCT	PENALTY KILLING	KILLS	ATTEMPTS	PCT
Columbus	1	13	7.7	Columbus	9	9	100.0
Edmonton	0	9	0.0	Edmonton	12	13	92.3

COLUMBUS	GP	G	A	TP	+/-	PM	PP	SH	S	PCT	EDMONTON	GP	G	A	TP	+/-	PM	PP	SH	S	PCT
ATKINSON	2	2	1	3	1	0	0	0	11	18.2	GAGNER	3	2	4	6	4	0	0	0	5	40.0
ANISIMOV	3	1	2	3	1	2	0	0	8	12.5	PAAJARVI	3	3	1	4	2	2	0	1	5	60.0
PROSPAL	3	1	1	2	-2	2	1	0	7	14.3	NUGENT-HOPKINS	3	0	4	4	2	0	0	0	3	0.0
CALVERT	3	1	1	2	-1	15	0	0	6	16.7	HALL	3	0	3	3	0	2	0	0	6	0.0
JOHNSON	3	1	0	1	-4	0	0	0	11	9.1	HEMSKY	3	2	0	2	2	0	0	0	7	28.6
UMBERGER	3	1	0	1	-2	0	0	0	12	8.3	EBERLE	3	1	1	2	0	0	0	0	7	14.3
MACKENZIE	3	1	0	1	-1	0	0	0	2	50.0	JONES	2	0	2	2	2	0	0	0	1	0.0
BOLL	3	0	1	1	0	15	0	0	2	0.0	POTTER	3	1	0	1	0	0	0	0	4	25.0
NIKITIN	2	0	1	1	-1	0	0	0	4	0.0	HORCOFF	1	1	0	1	1	0	0	0	3	33.3
DUBINSKY	1	0	1	1	-2	2	0	0	3	0.0	WHITNEY	2	1	0	1	2	2	0	0	4	25.0
											JEFF PETRY	3	1	0	1	6	5	0	0	5	20.0

GOALTENDING

COLUMBUS	GP	MIN	GA	AVG	EN	SO	W	L	OTL	SA	SV%	EDMONTON	GP	MIN	GA	AVG	EN	SO	W	L	OTL	SA	SV%
BOBROVSKY	3	162	7	2.59	2	1	1	2	0	58	.879	DUBNYK	3	144	4	1.66	0	1	2	0	1	87	.954
MASON	1	20	3	8.77	0	0	0	0	0	8	.625	KHABIBULIN	1	40	4	5.93	0	0	0	0	0	21	.810

COLUMBUS VS. EDMONTON ALL-TIME

SEASON	W-L-T/O	HOME	AWAY	GF-GA	SF-SA	PP	PK	PIM
2000-01	1-3-0-0	1-1-0-0	0-2-0-0	11-14	92-114	2-of-13	12-of-18	50-40
2001-02	1-3-0-0	0-2-0-0	1-1-0-0	5-12	98-113	2-of-18	13-of-14	68-97
2002-03	0-3-1-0	0-1-1-0	0-2-0-0	9-18	85-122	1-of-15	7-of-11	36-44
2003-04	0-1-2-1	0-0-2-0	0-1-0-1	12-14	117-132	5-of-20	15-of-16	38-48
2005-06	2-2-0	1-1-0	1-1-0	7-12	104-111	1-of-19	15-of-19	54-54
2006-07	1-3-0	0-2-0	1-1-0	7-13	100-115	3-of-15	15-of-19	91-84
2007-08	1-1-2	1-0-1	0-1-1	9-10	139-94	2-of-18	13-of-15	39-80
2008-09	2-2-0	1-1-0	1-1-0	11-15	132-86	2-of-19	8-of-12	35-49
2009-10	3-1-0	2-0-0	1-1-0	15-13	122-115	4-of-13	15-of-20	61-47
2010-11	2-2-0	2-0-0	0-2-0	11-15	143-127	1-of-18	16-of-19	59-59
2011-12	1-3-0	1-1-0	0-2-0	10-17	118-122	4-of-17	10-of-13	35-43
2012-13	1-2-0	1-1-0	0-1-0	8-12	108-68	1-of-13	9-of-9	48-18
TOTAL	15-26-6	10-10-4	5-16-2	115-165	1358-1319	28-of-198	148-185	614-663

OVERALL

Current Streak:	0-1-0 since 3/28/13
Last Win:	3/5/13, 4-3 SO at CBJ
Last Regulation Loss:	3/28/13, 4-6 at EDM
Most Lopsided Win:	4, 12/2/06 (4-0 at EDM)
Most Lopsided Loss:	5, 11/18/08 (2-7 at CBJ)
Last Tie:	1/18/04, 4-4 at CBJ
Last OT Game:	3/5/13, 4-3 SOW at CBJ
OT Record (W-L-T):	5-3-3
Most Goals Scored:	5, 4x
Most Goals Allowed:	8, 1/13/03 (5-8 L at EDM)
Most Goals, Both Teams:	13, 1/13/03 (5-8 L at EDM)
Longest Win Streak:	4, 11/16/09 - 10/28/10
Longest Pts. Streak:	4, 2x, 11/16/09 - 10/28/10 (4-0-0)
Longest Pointless Streak:	4, 11/9/01 - 1/13/03
Longest Winless Streak:	12, 11/9/01 - 11/11/05 (0-8-4)

AT CBJ

Current Streak:	1-0-0 since 3/5/13
Last Win:	3/5/13, 4-3 SO
Last Regulation Loss:	2/10/13, 3-1
Most Lopsided Win:	3, 1/3/01 (5-2)
Most Lopsided Loss:	5, 11/18/08 (2-7)
Last Tie:	1/18/04, 4-4
Last OT Game:	3/5/13, 4-3 SOW
OT Record (W-L-T):	4-1-3
Most Goals Scored:	5, 3x (3/15/10 most recent, 5-3 W)
Most Goals Allowed:	7, 11/18/08 (2-7 L)
Most Goals, Both Teams:	9, 3x (3/25/12 most recent, 3-6 L)
Longest Win Streak:	5, 11/16/09 - 1/17/12
Longest Pts. Streak:	5, 11/16/09 - 1/17/12 (5-0-0)
Longest Pointless Streak:	3, 10/25/01 - 11/27/02
Longest Winless Streak:	6, 11/9/01 - 11/11/05 (0-3-3)

AT EDM

Current Streak:	0-5-0 since 12/16/10
Last Win:	1/7/10, 4-2
Last Regulation Loss:	3/28/13, 4-6
Most Lopsided Win:	4, 12/2/06 (4-0)
Most Lopsided Loss:	4, 2x (11/1/05 most recent, 1-5)
Last Tie:	None
Last OT Game:	3/2/08, 3-4 SOL
OT Record (W-L-T):	1-2-0
Most Goals Scored:	5, 1/13/03 (5-8 L)
Most Goals Allowed:	8, 1/13/03 (5-8 L)
Most Goals, Both Teams:	13, 1/13/03 (5-8 L)
Longest Win Streak:	2, 2/2/06 - 12/2/06
Longest Pts. Streak:	2, 2x, 2/2/06 - 12/2/06 (2-0-0)
Longest Pointless Streak:	5, 12/16/10 - current (0-5-0)
Longest Winless Streak:	6, 3/26/02 - 11/1/05 (0-5-1)

ALL-TIME RESULTS

2000-01	(1-3-0-0)	2001-02	(1-3-0-0)	2002-03	(0-3-1-0)	2003-04	(0-1-2-1)	2005-06	(2-2-0)	2006-07	(1-3-0)
11/5	EDM 4, at CBJ 2	10/25	EDM 5, at CBJ 2	11/27	EDM 3, at CBJ 1	10/30	at EDM 4, CBJ 3 OT	11/1	at EDM 5, CBJ 1	11/10	EDM 4, at CBJ 1
1/3	at CBJ 5, EDM 2	11/2	CBJ 2, at EDM 1	1/13	at EDM 8, CBJ 5	11/25	at CBJ 3, EDM 3 OT	11/11	EDM 3, at CBJ 1	12/2	CBJ 4, at EDM 0
1/7	at EDM 4, CBJ 2	11/9	EDM 3, at CBJ 0	3/1	at CBJ 3, EDM 3 OT	1/18	at CBJ 4, EDM 4 OT	2/2	CBJ 2, at EDM 1 SO	1/31	at EDM 5, CBJ 2
3/26	at EDM 4, CBJ 2	3/26	at EDM 3, CBJ 1	3/28	at EDM 4, CBJ 0	3/16	at EDM 3, CBJ 2	3/11	at CBJ 4, EDM 3 OT	2/22	EDM 4, at CBJ 0
2007-08	(1-1-2)	2008-09	(2-2-0)	2009-10	(3-1-0)	2010-11	(2-2-0)	2011-12	(1-3-0)	2012-13	(1-2-0)
11/26	at EDM 3, CBJ 1	11/5	at CBJ 5, EDM 4	10/22	at EDM 6, CBJ 4	10/28	at CBJ 3, EDM 2 SO	12/2	at EDM 6, CBJ 3	2/10	EDM 3, at CBJ 1
12/31	at CBJ 4, EDM 2	11/18	EDM 7, at CBJ 2	11/16	at CBJ 3, EDM 2 SO	12/16	at EDM 6, CBJ 3	1/17	at CBJ 4, EDM 2	3/5	at CBJ 4, EDM 3 SO
3/2	at EDM 4, CBJ 3 SO	1/20	at EDM 4, CBJ 3	1/7	CBJ 4, at EDM 2	2/5	at CBJ 4, EDM 3	3/14	at EDM 3, CBJ 0	3/28	at EDM 6, CBJ 4
3/7	EDM 2, at CBJ 1 OT	2/26	CBJ 1, at EDM 0	3/15	at CBJ 5, EDM 3	3/3	at EDM 4, CBJ 2	3/25	EDM 6, at CBJ 3		

SHUTOUTS

CBJ	2	12/2/06, Norrena 21 saves (4-0 at EDM); 2/26/09, Mason 19 saves (1-0 at EDM)
EDM	4	11/9/01, Salo 23 saves (0-3 at CBJ); 3/28/03, Markkanen 26 saves (0-4 at EDM); 2/22/07, Roloson 28 saves (0-4 at CBJ); 3/14/12, Dubnyk 22 saves (0-3 at EDM)

HAT TRICKS

CBJ	2	12/31/07, Nash against Roloson (2) and 1 EN (4-2 W at CBJ); 12/16/10, Huselius against Khabibulin (3) (3-6 L at EDM)
EDM	1	12/2/11, Jones against Sanford (3) (3-6 L at EDM)

PENALTY SHOTS

CBJ	3	11/26/07, Nash unsuccessful against Roloson (1-3 L at EDM); 3/3/11, Umberger unsuccessful against Dubnyk (2-4 L at EDM); 3/25/12, Nash goal against Dubnyk (3-6 L at CBJ)
EDM	0	None




FLORIDA PANTHERS

BB&T Center / 1 Panther Pkwy. / Sunrise, FL 33323
panthers.nhl.com / p: 954.835.7000 / f: 954.835.7700



KEVIN DINEEN



JONATHAN HUBERDEAU

DIRECTORY

First Season: 1993-94
Home Ice: BB&T Center
Capacity: 19,250 (opened in 1998)
Playoff Appearances: 4 (most recent, 2011-12)
Stanley Cup Titles: None
Executive Vice President and General Manager,
Hockey Operations: Dale Tallon
Head Coach: Kevin Dineen
Assistant Coaches: Gord Murphy, Craig Ramsay
Public Relations Contact:
Justin Copertino, 954.835.7712
Public Relations Fax: 954.835.7700
Press Box Phone: 954.835.7753

2012-13 SEASON

Record: 15-27-6, 36 pts.
Home: 8-11-5, 21 pts.
Away: 7-16-1, 15 pts.
Playoffs: Did not qualify

LEADERS

Points: Tomas Fleischmann, 35
Goals: Tomas Kopecky, 15
Assists: Tomas Fleischmann, 23
+/-: Eric Selleck, 2
PIM: George Parros, 57
Def. Points: Brian Campbell, 27
Goaltending: Jacob Markstrom,
8-14-1, 3.22 GAA, .901 SV%, 0 SO

2011-12 RESULTS (1-0-0)

DATE Mar. 30, 2012
RESULT at CBJ 4, FLA 1
ATTN 17,994
W/L GOALTENDERS Allen York/Jose Theodore

GWG GOAL
Nikita Nikitin

GOALS BY PERIOD	1ST	2ND	3RD	OT	TOTAL
Columbus	1	1	2	-	4
Florida	0	0	1	-	1

SHOTS BY PERIOD	1ST	2ND	3RD	OT	TOTAL
Columbus	6	15	8	-	29
Florida	15	10	6	-	31

POWER PLAY	GOALS	ATTEMPTS	PCT
Columbus	1	5	20.0
Florida	0	3	0.0

PENALTY KILLING	KILLS	ATTEMPTS	PCT
Columbus	3	3	100.0
Florida	4	5	80.0

COLUMBUS	GP	G	A	TP	+/-	PM	PP	SH	S	PCT
NIKITIN	1	2	1	3	1	0	1	0	5	40.0
UMBERGER	1	2	0	2	2	0	0	0	4	50.0
JOHANSEN	1	0	1	1	1	0	0	0	0	0.0
PROSPAL	1	0	1	1	-1	0	0	0	0	0.0
ATKINSON	1	0	1	1	1	2	0	0	3	0.0
LETESTU	1	0	1	1	-1	2	0	0	3	0.0
BRASSARD	1	0	1	1	2	0	0	0	1	0.0
DORSETT	1	0	1	1	1	2	0	0	4	0.0
NASH	1	0	1	1	0	0	0	0	1	0.0
MOORE	1	0	0	0	0	0	0	0	1	0.0

FLORIDA	GP	G	A	TP	+/-	PM	PP	SH	S	PCT
KOPECKY	1	1	0	1	0	0	0	0	4	25.0
KULIKOV	1	0	1	1	-1	0	0	0	5	0.0
VERSTEEG	1	0	1	1	0	0	0	0	5	0.0
CAMPBELL	1	0	0	0	-1	0	0	0	1	0.0
GUDBRANSON	1	0	0	0	0	4	0	0	0	0.0
JOVANOVSKI	1	0	0	0	0	2	0	0	3	0.0
GARRISON	1	0	0	0	-1	0	0	0	3	0.0
MATTHIAS	1	0	0	0	0	0	0	0	1	0.0
WOLSKI	1	0	0	0	0	0	0	0	1	0.0
BERGENHEIM	1	0	0	0	-1	0	0	0	0	0.0

GOALTENDING

COLUMBUS	GP	MIN	GA	AVG	EN	SO	W	L	OTL	SA	SV%
YORK	1	60	1	1.00	0	0	1	0	0	31	.968

FLORIDA	GP	MIN	GA	AVG	EN	SO	W	L	OTL	SA	SV%
THEODORE	1	59	3	3.04	1	0	0	1	0	28	.893

COLUMBUS VS. FLORIDA ALL-TIME

SEASON	W-L-T/O	HOME	AWAY	GF-GA	SF-SA	PP	PK	PIM
2000-01	1-1-0-0	0-1-0-0	1-0-0-0	7-9	64-50	1-of-13	8-of-8	32-42
2001-02	0-1-0-0	0-0-0-0	0-1-0-0	0-2	23-29	0-of-4	2-of-2	9-13
2002-03	1-0-0-0	1-0-0-0	0-0-0-0	4-1	22-27	2-of-4	6-of-6	19-26
2003-04	0-1-0-0	0-0-0-0	0-1-0-0	0-1	42-34	0-of-4	3-of-3	11-13
2005-06	1-0-0	0-0-0	1-0-0	5-4	23-52	1-of-8	6-of-7	14-16
2006-07	DID NOT PLAY							
2007-08	0-1-0	0-1-0	0-0-0	2-5	36-29	1-of-6	3-of-6	17-17
2008-09	1-0-0	0-0-0	1-0-0	3-1	37-23	0-of-1	3-of-3	6-2
2009-10	1-0-0	1-0-0	0-0-0	3-0	32-32	0-of-2	3-of-3	6-14
2010-11	2-0-0	1-0-0	1-0-0	5-4	70-62	1-of-6	6-of-7	19-17
2011-12	1-0-0	1-0-0	0-0-0	4-1	29-31	1-of-5	3-of-3	8-12
2012-13	DID NOT PLAY							
TOTAL	8-4-0	4-2-0	4-2-0	33-28	378-369	7-of-53	43-of-48	141-172

OVERALL

Current Streak:	5-0-0 since 3/21/09
Last Win:	3/30/12, 4-1 at CBJ
Last Loss:	11/21/07, 2-5 at CBJ
Most Lopsided Win:	3, 3x
Most Lopsided Loss:	3, 2x
Last Tie:	None
Last OT Game:	3/29/11, 3-2 SOW at CBJ
OT Record (W-L-T):	4-0-0
Most Goals Scored:	7, 3/9/01 (7-6 OTW at FLA)
Most Goals Allowed:	6, 3/9/01 (7-6 OTW at FLA)
Most Goals, Both Teams:	13, 3/9/01 (7-6 OTW at FLA)
Longest Win Streak:	5, 3/21/09 - current
Longest Pts. Streak:	5, 3/21/09 - current (5-0-0)
Longest Losing Streak:	1, 4x, 11/21/07 most recent
Longest Winless Streak:	1, 4x, 11/21/07 most recent (0-1-0)

AT CBJ

Current Streak:	3-0-0 since 12/9/09
Last Win:	3/30/12, 4-1
Last Loss:	11/21/07, 2-5
Most Lopsided Win:	3, 3x (3/30/12 most recent, 4-1)
Most Lopsided Loss:	3, 2x (11/21/07 most recent, 2-5)
Last Tie:	None
Last OT Game:	3/29/11, 3-2 SOW
OT Record (W-L-T):	1-0-0
Most Goals Scored:	4, 2x (3/30/12 most recent, 4-1 W)
Most Goals Allowed:	5, 11/21/07 (2-5 L)
Most Goals, Both Teams:	7, 11/21/07 (2-5 L)
Longest Win Streak:	3, 12/9/09 - current
Longest Pts. Streak:	3, 12/9/09 - current (3-0-0)
Longest Losing Streak:	1, 2x, 11/21/07 most recent
Longest Winless Streak:	1, 2x, 11/21/07 most recent (0-1-0)

AT FLA

Current Streak:	3-0-0 since 1/14/06
Last Win:	1/19/11, 3-2 OT
Last Loss:	1/3/04, 0-1
Most Lopsided Win:	2, 3/21/09 (3-1)
Most Lopsided Loss:	2, 12/5/01 (0-2)
Last Tie:	None
Last OT Game:	1/19/11, 3-2 OTW
OT Record (W-L-T):	3-0-0
Most Goals Scored:	7, 3/9/01 (7-6 OTW)
Most Goals Allowed:	6, 3/9/01 (7-6 OTW)
Most Goals, Both Teams:	13, 3/9/01 (7-6 OTW)
Longest Win Streak:	3, 1/14/06 - current
Longest Pts. Streak:	3, 1/14/06 - current (3-0-0)
Longest Losing Streak:	2, 12/5/01 - 1/3/04
Longest Winless Streak:	2, 12/5/01 - 1/3/04 (0-2-0)

ALL-TIME RESULTS

2000-01	(1-1-0-0)	2001-02	(0-1-0-0)	2002-03	(1-0-0-0)	2003-04	(0-1-0-0)	2005-06	(1-0-0)	2006-07	(0-0-0)
11/17	FLA 3, at CBJ 0	12/5	at FLA 2, CBJ 0	10/19	at CBJ 4, FLA 1	1/3	at FLA 1, CBJ 0	1/14	CBJ 5, at FLA 4 OT	DID NOT PLAY	
3/9	CBJ 7, at FLA 6 OT										
2007-08	(0-1-0)	2008-09	(1-0-0)	2009-10	(1-0-0)	2010-11	(2-0-0)	2011-12	(1-0-0)	2012-13	(0-0-0)
11/21	FLA 5, at CBJ 2	3/21	CBJ 3, at FLA 1	12/9	at CBJ 3, FLA 0	1/19	CBJ 3, at FLA 2 OT	3/30	at CBJ 4, FLA 1	DID NOT PLAY	
						3/29	at CBJ 3, FLA 2 SO				

SHUTOUTS

CBJ	1	12/9/09, Mason 32 saves (3-0 at CBJ)
FLA	3	11/17/00, Kidd 30 saves (0-3 at CBJ); 12/5/01, Luongo 23 saves (0-2 at FLA); 1/3/04, Luongo 42 saves (0-1 at FLA)

HAT TRICKS

CBJ	1	3/9/01, Quint against Kidd (3) (7-6 OTW at FLA)
FLA	0	None

PENALTY SHOTS

CBJ	0	None
FLA	0	None




LOS ANGELES KINGS

STAPLES Center / 1111 S. Figueroa St. / Los Angeles, CA 90015

kings.nhl.com / p: 310.535.4500 / f: 310.535.4507



DARRYL SUTTER



JONATHAN QUICK

DIRECTORY

First Season: 1967-68

Home Ice: STAPLES Center

Capacity: 18,118 (opened in 1999)

Playoff Appearances: 27 (most recent, 2012-13)

Stanley Cup Titles: 1, 2012

President and General Manager: Dean Lombardi

Head Coach: Darryl Sutter

Assistant Coaches: John Stevens, Davis Payne

Public Relations Contact:

Jeff Moeller, 310.535.4544

Public Relations Fax: 310.535.4507

Press Box Phone: 213.742.7488

2012-13 SEASON

Record: 27-16-5, 59 pts.

Home: 19-4-1, 39 pts.

Away: 8-12-4, 20 pts.

Playoffs: Lost 4-1 (CHI) in CF

LEADERS

Points: Anze Kopitar, 42

Goals: Jeff Carter, 26

Assists: Anze Kopitar, 32

+/-: Jake Muzzin, 16

PIM: Kyle Clifford, 51

Def. Points: Slava Voynov, 25

Goaltending: Jonathan Quick, 18-13-4, 2.45 GAA, .902 SV%, 1 SO

2012-13 RESULTS (0-3-0)

DATE	RESULT	ATTN	W/L GOALTENDERS	GWG GOAL
Feb 5, 2013	LAK 4, at CBJ 2	11,019	Jonathan Quick/Steve Mason	Vjateslav Voinov
Feb 15, 2013	at LAK 2, CBJ 1	18,118	Jonathan Bernier/Sergei Bobrovsky	Mike Richards
Apr 18, 2013	at LAK 2, CBJ 1	18,118	Jonathan Quick/Sergei Bobrovsky	Kyle Clifford

GOALS BY PERIOD	1ST	2ND	3RD	OT	TOTAL	SHOTS BY PERIOD	1ST	2ND	3RD	OT	TOTAL
Columbus	1	2	1	-	4	Columbus	18	14	22	-	54
Los Angeles	1	5	2	-	8	Los Angeles	25	35	16	-	76

POWER PLAY	GOALS	ATTEMPTS	PCT	PENALTY KILLING	KILLS	ATTEMPTS	PCT
Columbus	0	9	0.0	Columbus	7	10	70.0
Los Angeles	3	10	30.0	Los Angeles	9	9	100.0

COLUMBUS	GP	G	A	TP	+/-	PM	PP	SH	S	PCT
FOLIGNO	3	1	1	2	2	2	0	0	3	33.3
TYUTIN	3	0	2	2	0	2	0	0	3	0.0
BRASSARD	2	1	0	1	0	0	0	0	5	20.0
PROUT	1	1	0	1	1	2	0	0	1	100.0
MACKENZIE	3	1	0	1	2	2	0	0	4	25.0
LETESTU	3	0	1	1	0	0	0	0	3	0.0
COMEAU	1	0	1	1	1	0	0	0	0	0.0
JOHNSON	3	0	1	1	0	0	0	0	1	0.0
DUBINSKY	3	0	1	1	2	32	0	0	3	0.0
ERIXON	3	0	1	1	0	0	0	0	0	0.0

LOS ANGELES	GP	G	A	TP	+/-	PM	PP	SH	S	PCT
RICHARDS	3	2	2	4	-1	19	1	0	6	33.3
KOPITAR	3	1	2	3	1	0	0	0	3	33.3
WILLIAMS	3	0	3	3	3	4	0	0	7	0.0
CLIFFORD	3	2	0	2	0	0	0	0	4	50.0
DOUGHTY	3	1	1	2	0	4	1	0	6	16.7
CARTER	3	1	0	1	-2	4	1	0	3	33.3
VOINOV	3	1	0	1	2	0	0	0	8	12.5
DREWISKE	2	0	1	1	1	0	0	0	1	0.0
RICHARDSON	1	0	1	1	1	0	0	0	1	0.0
BROWN	3	0	1	1	0	2	0	0	10	0.0

GOALTENDING

COLUMBUS	GP	MIN	GA	AVG	EN	SO	W	L	OTL	SA	SV%
MASON	1	58	4	4.14	0	0	0	1	0	31	.871
BOBROVSKY	2	117	4	2.04	0	0	0	2	0	45	.911

LOS ANGELES	GP	MIN	GA	AVG	EN	SO	W	L	OTL	SA	SV%
QUICK	2	120	3	1.50	0	0	2	0	0	41	.927
BERNIER	1	59	1	1.00	0	0	1	0	0	13	.923

COLUMBUS VS. LOS ANGELES ALL-TIME

SEASON	W-L-T/O	HOME	AWAY	GF-GA	SF-SA	PP	PK	PIM
2000-01	1-3-0-0	1-1-0-0	0-2-0-0	6-14	103-148	2-of-18	15-of-18	52-52
2001-02	1-3-0-0	0-2-0-0	1-1-0-0	6-15	85-119	0-of-16	10-of-18	69-78
2002-03	4-0-0-0	2-0-0-0	2-0-0-0	14-5	110-123	5-of-25	20-of-21	58-76
2003-04	2-1-1-0	2-0-0-0	0-1-1-0	11-10	119-130	3-of-19	7-of-10	32-52
2005-06	1-3-0	1-1-0	0-2-0	12-18	111-121	2-of-22	22-of-27	75-78
2006-07	2-2-0	2-0-0	0-2-0	8-10	104-119	1-of-20	29-of-33	107-61
2007-08	3-0-1	1-0-1	2-0-0	12-7	132-135	2-of-14	18-of-21	42-28
2008-09	2-2-0	1-1-0	1-1-0	7-10	97-110	2-of-13	11-of-12	34-36
2009-10	1-3-0	1-1-0	0-2-0	7-17	92-106	3-of-17	12-of-18	71-38
2010-11	1-2-1	0-1-1	1-1-0	14-16	118-123	0-of-12	11-of-15	42-40
2011-12	2-2-0	1-1-0	1-1-0	7-6	101-135	0-of-17	12-of-14	39-45
2012-13	0-3-0	0-1-0	0-2-0	4-8	54-76	0-of-9	7-of-10	57-46
TOTAL	20-24-3	12-9-2	8-15-1	108-136	1226-1445	20-of-202	174-of-217	678-630

OVERALL

Current Streak:	0-3-0 since 2/5/13
Last Win:	3/8/12, 3-1 at CBJ
Last Regulation Loss:	4/18/13, 1-2 at LA
Most Lopsided Win:	4, 10/27/02 (5-1 at CBJ)
Most Lopsided Loss:	6, 4x
Last Tie:	1/10/04, 2-2 at LA
Last OT Game:	2/16/11, 3-4 SOL at CBJ
OT Record (W-L-T):	4-2-1
Most Goals Scored:	7, 2/8/06 (7-4 W at CBJ)
Most Goals Allowed:	8, 11/13/05 (2-8 L at CBJ)
Most Goals, Both Teams:	11, 2/8/06 (7-4 W at CBJ)
Longest Win Streak:	5, 3/2/02 - 3/25/03
Longest Pts. Streak:	8, 3/2/02 - 2/11/04 (7-0-1)
Longest Pointless Streak:	5, 2/24/01 - 2/26/02
Longest Winless Streak:	5, 2/24/01 - 2/26/02 (0-5-0)

AT CBJ

Current Streak:	0-1-0 since 2/5/13
Last Win:	3/8/12, 3-1
Last Regulation Loss:	2/5/13, 2-4
Most Lopsided Win:	4, 10/27/02 (5-1)
Most Lopsided Loss:	6, 3x (11/13/05 most recent, 2-8)
Last Tie:	None
Last OT Game:	2/16/11, 3-4 SOL
OT Record (W-L-T):	3-2-0
Most Goals Scored:	7, 2/8/06 (7-4 W)
Most Goals Allowed:	8, 11/13/05 (2-8 L)
Most Goals, Both Teams:	11, 2/8/06 (7-4 W)
Longest Win Streak:	4, 2x, 2/8/06 - 12/21/07 most recent
Longest Pts. Streak:	5, 2/8/06 - 2/10/08 (4-0-1)
Longest Pointless Streak:	2, 2x, 3/11/11 - 12/15/11 most recent
Longest Winless Streak:	4, 1/28/10 - 12/15/11 (0-3-1)

AT LA

Current Streak:	0-3-0 since 2/1/12
Last Win:	1/7/12, 1-0
Last Regulation Loss:	4/18/13, 1-2
Most Lopsided Win:	3, 10/31/07 (4-1)
Most Lopsided Loss:	6, 3/8/10 (0-6)
Last Tie:	1/10/04, 2-2
Last OT Game:	1/10/04, 2-2 T
OT Record (W-L-T):	1-0-1
Most Goals Scored:	4, 4x (1/8/11 most recent, 4-6 L)
Most Goals Allowed:	6, 3x (1/8/11 most recent, 4-6 L)
Most Goals, Both Teams:	10, 1/8/11 (4-6 L)
Longest Win Streak:	3, 3/2/02 - 3/25/03
Longest Pts. Streak:	4, 3/2/02 - 1/10/04 (4-0-0)
Longest Pointless Streak:	5, 2/21/04 - 3/17/07
Longest Winless Streak:	6, 1/10/04 - 3/17/07 (0-5-1)

ALL-TIME RESULTS

2000-01	(1-3-0-0)	2001-02	(1-3-0-0)	2002-03	(4-0-0-0)	2003-04	(2-1-1-0)	2005-06	(1-3-0)	2006-07	(2-2-0)
10/9	LA 7, at CBJ 1	10/23	LA 7, at CBJ 1	10/27	at CBJ 5, LA 1	1/10	CBJ 2, at LA 2 OT	10/16	at LA 3, CBJ 1	10/27	at CBJ 2, LA 0
10/31	at CBJ 4, LA 1	12/15	at LA 3, CBJ 2	12/7	CBJ 4, at LA 2	1/16	at CBJ 3, LA 2 OT	11/13	LA 8, at CBJ 2	1/3	at LA 3, CBJ 0
2/24	at LA 3, CBJ 1	2/26	LA 5, at CBJ 1	2/27	at CBJ 3, LA 1	2/11	at CBJ 3, LA 2 OT	2/8	at CBJ 7, LA 4	3/7	at CBJ 3, LA 2 OT
3/29	at LA 3, CBJ 0	3/2	CBJ 2, at LA 0	3/25	CBJ 2, at LA 1 OT	2/21	at LA 4, CBJ 3	3/4	at LA 3, CBJ 2	3/17	at LA 5, CBJ 3
2007-08	(3-0-1)	2008-09	(2-2-0)	2009-10	(1-3-0)	2010-11	(1-2-1)	2011-12	(2-2-0)	2012-13	(0-3-0)
10/31	CBJ 4, at LA 1	12/6	at LA 3, CBJ 0	10/17	at CBJ 4, LA 1	11/17	CBJ 5, at LA 3	12/15	LA 2, at CBJ 1	2/5	LAK 4, at CBJ 2
12/21	at CBJ 2, LA 1	12/23	LA 3, at CBJ 0	10/25	at LA 6, CBJ 2	1/8	at LA 6, CBJ 4	1/7	CBJ 1, at LA 0	2/15	at LAK 2, CBJ 1
1/3	CBJ 4, at LA 3	12/29	CBJ 2, at LA 0	1/28	LA 4, at CBJ 1	2/16	LA 4, at CBJ 3 SO	2/1	at LA 3, CBJ 2	4/18	at LAK 2, CBJ 1
2/10	LA 3, at CBJ 2 SO	3/3	at CBJ 5, LA 4	3/8	at LA 6, CBJ 0	3/11	LA 4, at CBJ 2	3/8	at CBJ 3, LA 1		

SHUTOUTS

CBJ	4	3/2/02, Tugnutt 30 saves (2-0 at LA); 10/27/06, Leclaire 38 saves (2-0 at CBJ); 12/29/08, Mason 24 saves (2-0 at LA); 1/7/12, Sanford 31 saves (1-0 at LA)
LA	5	3/29/01, Potvin 27 saves (0-3 at LA); 1/3/07, Garon 26 saves (0-3 at LA); 12/26/08, LaBarbera 23 saves (0-3 at LA); 12/23/08, Quick 24 saves (0-3 at CBJ); 3/8/10, Quick 11 saves (0-6 at LA)

HAT TRICKS

CBJ	2	10/27/02, Wright against Storr (3) (5-1 W at CBJ); 2/27/03, Whitney against Storr (2) and 1 EN (3-1 W at CBJ)
LA	3	11/13/05, Conroy against Denis (2) and Prusek (1) (2-8 L at CBJ); 11/13/05, Frolov against Prusek (2) and Denis (1) (2-8 L at CBJ); 3/11/11, Kopitar against Mason (2-4 L at CBJ)

PENALTY SHOTS

CBJ	2	3/25/03, Nedorost unsuccessful against Huet (2-1 OTW at LA); 10/25/09, Nash unsuccessful against Quick (2-6 L at LA)
LA	1	12/6/08, O'Sullivan unsuccessful against Mason (0-3 L at CBJ)




MINNESOTA WILD

Xcel Energy Center / 199 W. Kellogg Blvd. / St. Paul, MN 55102
wild.nhl.com / p: 651.602.6000 / f: 651.222.1055



MIKE YEO



RYAN SUTER

DIRECTORY

First Season: 2000-01
Home Ice: Xcel Energy Center
Capacity: 17,054 (opened in 2000)
Playoff Appearances: 4 (most recent, 2012-13)
Stanley Cup Titles: None
General Manager: Chuck Fletcher
Head Coach: Mike Yeo
Assistant Coaches:
Rick Wilson, Darryl Sydor, Darby Hendrickson
Public Relations Contact:
Aaron Sickman, 651.602.6009
Public Relations Fax: 651.293.9574
Press Box Phone: 651.726.8600

2012-13 SEASON

Record: 26-19-3, 55pts.
Home: 14-8-2, 30 pts.
Away: 12-11-1, 25 pts.
Playoffs: Lost 4-1 (CHI) in CQF

LEADERS

Points: Zach Parise, 38
Goals: Zach Parise, 18
Assists: Ryan Suter, 28
+/-: Matt Cullen, 9
PIM: Zenon Konopka, 117
Def. Points: Ryan Suter, 32
Goaltending: Niklas Backstrom,
25-15-3, 2.48 GAA, .909 SV%, 2 SO

2012-13 RESULTS (1-2-0)

DATE	RESULT	ATTN	W/L GOALTENDERS	GWG GOAL
Jan 29, 2013	at MIN 3, CBJ 2	17,584	Niklas Backstrom/Steve Mason	Pierre-Marc Bouchard
Apr 7, 2013	MIN 3, at CBJ 0	15,909	Niklas Backstrom/Sergei Bobrovsky	Ryan Suter
Apr 13, 2013	CBJ 3, at MIN 2 SO	19,187	Sergei Bobrovsky/Niklas Backstrom	Mark Letestu

GOALS BY PERIOD	1ST	2ND	3RD	OT	TOTAL
Columbus	0	3	1	0	4
Minnesota	3	2	3	0	8

SHOTS BY PERIOD	1ST	2ND	3RD	OT	TOTAL
Columbus	19	15	29	2	65
Minnesota	32	36	21	2	91

POWER PLAY	GOALS	ATTEMPTS	PCT
Columbus	1	10	10.0
Minnesota	3	9	33.3

PENALTY KILLING	KILLS	ATTEMPTS	PCT
Columbus	6	9	66.7
Minnesota	9	10	90.0

COLUMBUS	GP	G	A	TP	+/-	PM	PP	SH	S	PCT
DUBINSKY	2	0	3	3	1	17	0	0	3	0.0
PROSPAL	3	1	1	2	0	2	0	0	4	25.0
JOHNSON	3	1	0	1	-2	0	1	0	8	12.5
TYUTIN	3	1	0	1	-2	2	0	0	5	20.0
LETESTU	3	1	0	1	1	0	0	0	5	20.0
PROUT	2	0	1	1	1	2	0	0	0	0.0
WISNIEWSKI	3	0	1	1	-1	2	0	0	5	0.0
BOLL	2	0	1	1	0	10	0	0	0	0.0
NIKITIN	2	0	0	0	0	0	0	0	0	0.0
ATKINSON	2	0	0	0	0	0	0	0	6	0.0

MINNESOTA	GP	G	A	TP	+/-	PM	PP	SH	S	PCT
POMINVILLE	2	2	2	4	2	0	1	0	8	25.0
SUTER	3	1	2	3	0	0	1	0	9	11.1
BOUCHARD	3	2	0	2	0	0	0	0	5	40.0
KOIVU	3	1	1	2	3	2	0	0	7	14.3
PARISE	3	0	2	2	3	2	0	0	9	0.0
COYLE	2	1	0	1	0	15	1	0	2	50.0
GILBERT	2	1	0	1	2	2	0	0	4	25.0
CLARK	1	0	1	1	0	0	0	0	1	0.0
SPURGEON	2	0	1	1	-1	0	0	0	1	0.0
BRODIN	3	0	1	1	0	0	0	0	3	0.0

GOALTENDING

COLUMBUS	GP	MIN	GA	AVG	EN	SO	W	L	OTL	SA	SV%
BOBROVSKY	2	125	5	2.40	0	0	1	1	0	65	.923
MASON	1	58	3	3.07	0	0	0	1	0	26	.885

MINNESOTA	GP	MIN	GA	AVG	EN	SO	W	L	OTL	SA	SV%
BACKSTROM	3	185	4	1.30	0	1	2	0	1	65	.938

COLUMBUS VS. MINNESOTA ALL-TIME

SEASON	W-L-T/O	HOME	AWAY	GF-GA	SF-SA	PP	PK	PIM
2000-01	1-1-0-1	1-0-0-0	0-1-0-1	7-6	75-96	2-of-15	10-of-11	32-40
2001-02	1-2-1-0	0-1-1-0	1-1-0-0	7-12	92-111	5-of-21	20-of-25	69-75
2002-03	3-1-0-0	2-0-0-0	1-1-0-0	13-5	102-93	5-of-18	19-of-20	75-77
2003-04	2-2-0-0	2-0-0-0	0-2-0-0	8-9	102-117	3-of-12	20-of-20	86-61
2005-06	3-1-0	2-0-0	1-1-0	8-9	125-114	2-of-27	17-of-21	47-55
2006-07	2-1-1	2-0-0	0-1-1	11-14	108-113	4-of-19	24-of-31	76-50
2007-08	1-3-0	0-2-0	1-1-0	8-9	116-109	3-of-11	20-of-20	77-53
2008-09	1-2-1	1-1-0	0-1-1	10-12	112-104	0-of-8	13-of-16	35-21
2009-10	2-2-0	2-0-0	0-2-0	9-9	117-104	0-of-11	12-of-13	38-34
2010-11	3-1-0	1-1-0	2-0-0	13-12	117-123	0-of-8	14-of-17	82-55
2011-12	2-2-0	1-1-0	1-1-0	10-10	132-114	3-of-20	9-of-12	56-72
2012-13	1-2-0	0-1-0	1-1-0	4-8	65-91	1-of-10	6-of-9	57-46
TOTAL	22-20-4	14-7-1	8-13-3	108-115	1263-1289	28-of-180	184-of-215	730-639

OVERALL

Current Streak:	1-0-0 since 4/13/13
Last Win:	4/13/13, 3-2 SO at MIN
Last Regulation Loss:	4/7/13, 0-3 at CBJ
Most Lopsided Win:	5, 3/15/03 [5-0 at CBJ]
Most Lopsided Loss:	5, 2x
Last Tie:	2/12/02, 3-3 at CBJ
Last OT Game:	3/19/11, 5-4 OTW at MIN
OT Record (W-L-T):	6-3-1
Most Goals Scored:	5, 3x
Most Goals Allowed:	6, 4/11/09 [3-6 L at CBJ]
Most Goals, Both Teams:	9, 2x
Longest Win Streak:	4, 3/20/02 - 4/2/03
Longest Pts. Streak:	4, 3/20/02 - 4/2/03 [4-0-0]
Longest Pointless Streak:	3, 12/8/07 - 10/25/08
Longest Winless Streak:	5, 1/17/01 - 3/10/02 [0-3-2]

AT CBJ

Current Streak:	0-1-0 since 4/7/13
Last Win:	2/7/12, 3-1
Last Regulation Loss:	4/7/13, 0-3
Most Lopsided Win:	5, 3/15/03 [5-0]
Most Lopsided Loss:	3, 2x [4/11/09 most recent, 3-6]
Last Tie:	2/12/02, 3-3
Last OT Game:	12/27/10, 4-3 SOW
OT Record (W-L-T):	3-0-1
Most Goals Scored:	5, 2x [11/25/06 most recent, 5-3 W]
Most Goals Allowed:	6, 4/11/09 [3-6 L]
Most Goals, Both Teams:	9, 4/11/09 [3-6 L]
Longest Win Streak:	8, 3/15/03 - 1/27/07
Longest Pts. Streak:	9, 2/12/02 - 1/27/07 [8-0-1]
Longest Pointless Streak:	2, 12/8/07 - 2/2/08
Longest Winless Streak:	2, 2x, 12/8/07 - 2/2/08 most recent [0-2-0]

AT MIN

Current Streak:	1-0-0 since 4/13/13
Last Win:	4/13/13, 3-2 SO
Last Regulation Loss:	1/29/13, 2-3
Most Lopsided Win:	4, 11/23/07 [4-0]
Most Lopsided Loss:	5, 2x [10/14/06 most recent, 0-5]
Last Tie:	None
Last OT Game:	3/19/11, 5-4 OTW
OT Record (W-L-T):	3-3-0
Most Goals Scored:	5, 3/19/11 [5-4 OTW]
Most Goals Allowed:	5, 10/14/06 [0-5 L]
Most Goals, Both Teams:	9, 3/19/11 [4-5 OTL]
Longest Win Streak:	2, 2x, 10/16/10 - 3/19/11 most recent
Longest Pts. Streak:	2, 2x, 10/16/10 - 3/19/11 most recent [2-0-0]
Longest Pointless Streak:	4, 4/6/03 - 10/29/05
Longest Winless Streak:	4, 2x, 10/25/08 - 1/23/10 most recent [0-3-1]

ALL-TIME RESULTS

2000-01	(1-1-0-1)	2001-02	(1-2-1-0)	2002-03	(3-1-0-0)	2003-04	(2-2-0-0)	2005-06	(3-1-0)	2006-07	(2-1-1)
1/15	at CBJ 3, MIN 0	1/18	MIN 3, at CBJ 1	1/8	CBJ 2, at MIN 1	12/20	at MIN 5, CBJ 2	10/28	at CBJ 2, MIN 1 SO	10/14	at MIN 5, CBJ 0
1/17	at MIN 3, CBJ 2 OT	2/12	at CBJ 3, MIN 3 OT	3/15	at CBJ 5, MIN 0	1/31	at CBJ 2, MIN 1 OT	10/29	at MIN 3, CBJ 1	11/25	at CBJ 5, MIN 3
4/6	at MIN 3, CBJ 2	3/10	at MIN 5, CBJ 0	4/2	at CBJ 3, MIN 0	3/14	at MIN 3, CBJ 2	11/30	CBJ 3, at MIN 2 SO	12/29	at MIN 4, CBJ 3 OT
		3/20	CBJ 3, at MIN 1	4/6	at MIN 4, CBJ 3	3/24	at CBJ 2, MIN 0	1/27	at CBJ 4, MIN 3	1/27	at CBJ 3, MIN 2
2007-08	(1-3-0)	2008-09	(1-2-1)	2009-10	(2-2-0)	2010-11	(3-1-0)	2011-12	(2-2-0)	2012-13	(1-2-0)
10/6	at MIN 3, CBJ 2	10/25	at MIN 2, CBJ 1	10/3	at CBJ 2, MIN 1	10/16	CBJ 3, at MIN 2	10/8	at MIN 4, CBJ 2	1/29	at MIN 3, CBJ 2
11/23	CBJ 4, at MIN 0	11/15	at MIN 3, CBJ 2 SO	12/15	at MIN 2, CBJ 1	11/6	MIN 3, at CBJ 2	11/15	MIN 4, at CBJ 2	4/7	MIN 3, at CBJ 0
12/8	MIN 2, at CBJ 1	1/10	at CBJ 4, MIN 2	1/23	at MIN 4, CBJ 2	12/27	at CBJ 4, MIN 3 SO	2/7	at CBJ 3, MIN 1	4/13	CBJ 3, at MIN 2 SO
2/2	MIN 4, at CBJ 1	4/11	MIN 6, at CBJ 3	3/19	at CBJ 4, MIN 2	3/19	CBJ 5, at MIN 4 OT	2/11	CBJ 3, at MIN 1		

SHUTOUTS

CBJ	5	1/15/01, Tugnut 31 saves [3-0 at CBJ]; 3/15/03, Denis 24 saves [5-0 at CBJ]; 4/2/03, Denis 27 saves [3-0 at CBJ]; 3/24/04, Denis 20 saves [2-0 at CBJ]; 11/23/07, Leclaire 32 saves [4-0 at MIN]
MIN	3	3/10/02, Roloson 14 saves [0-5 at MIN]; 10/14/06, Fernandez 24 saves [0-5 at MIN]; 4/7/13, Backstrom 24 saves [3-0 at CBJ]

HAT TRICKS

CBJ	1	1/10/09, Filatov against Harding (3) [4-2 W at CBJ]
MIN	1	3/10/02, Gaborik against Tugnut (3) [0-5 L at MIN]

PENALTY SHOTS

CBJ	0	None
MIN	1	1/29/13, Bouchard unsuccessful against Mason [2-3 at MIN]




MONTREAL CANADIENS

Bell Centre / 1909 Avenue des Canadiens-de-Montreal / Montreal, QC H4B 5G0
canadiens.nhl.com / p: 514.932.2582 / f: 514.932.8285



MICHEL THERRIEN



CAREY PRICE

DIRECTORY

First Season: 1909-10
Home Ice: Bell Centre
Capacity: 21,273 (opened in 1996)
Playoff Appearances: 80 (most recent, 2012-13)
Stanley Cup Titles: 24 (most recent, 1993)
Executive Vice President and
General Manager, Hockey: Marc Bergevin
Head Coach: Michel Therrien
Assistant Coaches: Gerard Gallant,
Clement Jodoin, Jean-Jacques Daigneault
Public Relations Contact:
Donald Beauchamp, 514.989.2803
Public Relations Fax: 514.932.5258
Press Box Phone: 514.989.2872

2012-13 SEASON

Record: 29-14-5, 63 pts.
Home: 14-7-3, 31 pts.
Away: 15-7-2, 32 pts.
Playoffs: Lost 4-1 (OTT) in CQF

LEADERS

Points: Max Pacioretty, 39
Goals: Max Pacioretty and Brendan Gallagher, 15
Assists: P.K. Subban, 27
+/-: Alex Galchenyuk, 14
PIM: Brandon Prust, 110
Def. Points: P.K. Subban, 38
Goaltending: Carey Price,
21-13-4, 2.59 GAA, .905 SV%, 3 SO

2011-12 RESULTS (1-0-0)

DATE	RESULT	ATTN	W/L GOALTENDERS	GWG GOAL
Dec. 6, 2011	CBJ 3, at MTL 2 SO	21,273	Curtis Sanford/Carey Price	Rick Nash

GOALS BY PERIOD	1ST	2ND	3RD	OT	TOTAL
Columbus	1	1	0	0	2
Montreal	1	0	1	0	2

POWER PLAY	GOALS	ATTEMPTS	PCT
Columbus	0	4	0.0
Montreal	0	3	0.0

SHOTS BY PERIOD	1ST	2ND	3RD	OT	TOTAL
Columbus	10	8	8	2	28
Montreal	7	4	8	1	20

PENALTY KILLING	KILLS	ATTEMPTS	PCT
Columbus	3	3	100.0
Montreal	4	4	100.0

COLUMBUS	GP	G	A	TP	+/-	PM	PP	SH	S	PCT
UMBERGER	1	1	1	2	1	0	0	0	4	25.0
PROSPAL	1	1	0	1	0	0	0	0	1	100.0
PAHLSSON	1	0	1	1	1	0	0	0	0	0.0
NIKITIN	1	0	1	1	1	0	0	0	0	0.0
A. JOHNSON	1	0	1	1	1	0	0	0	2	0.0
VERMETTE	1	0	0	0	-1	0	0	0	1	0.0
MACKENZIE	1	0	0	0	0	0	0	0	1	0.0
HUSELIUS	1	0	0	0	0	2	0	0	1	0.0
JOHANSEN	1	0	0	0	0	0	0	0	1	0.0
LETESTU	1	0	0	0	0	0	0	0	0	0.0

MONTREAL	GP	G	A	TP	+/-	PM	PP	SH	S	PCT
KOSTITSYN	1	1	0	1	-1	0	0	0	1	100.0
GIONTA	1	1	0	1	1	2	0	0	2	50.0
YEMELIN	1	0	1	1	1	0	0	0	2	0.0
PLEKANEC	1	0	1	1	0	0	0	0	1	0.0
CAMMALLERI	1	0	1	1	2	0	0	0	0	0.0
GILL	1	0	0	0	-2	0	0	0	1	0.0
LEBLANC	1	0	0	0	0	0	0	0	1	0.0
ELLER	1	0	0	0	0	0	0	0	2	0.0
PACIORETTY	1	0	0	0	-1	0	0	0	1	0.0
WEBER	1	0	0	0	-1	0	0	0	0	0.0

GOALTENDING

COLUMBUS	GP	MIN	GA	AVG	EN	SO	W	L	OTL	SA	SV%
SANFORD	1	64	2	1.85	0	0	1	0	0	20	.900

MONTREAL	GP	MIN	GA	AVG	EN	SO	W	L	OTL	SA	SV%
PRICE	1	65	2	1.85	0	0	0	0	1	28	.929

COLUMBUS VS. MONTREAL ALL-TIME

SEASON	W-L-T/O	HOME	AWAY	GF-GA	SF-SA	PP	PK	PIM
2000-01	1-0-0-0	0-0-0-0	1-0-0-0	2-0	16-27	0-of-4	6-of-6	17-15
2001-02	0-2-0-0	0-1-0-0	0-1-0-0	2-7	49-42	0-of-10	4-of-5	10-20
2002-03	1-0-0-0	0-0-0-0	1-0-0-0	2-1	26-39	2-of-4	5-of-5	16-14
2003-04	0-0-1-0	0-0-0-0	0-0-1-0	1-1	36-31	1-of-3	5-of-5	15-11
2005-06	DID NOT PLAY							
2006-07	0-1-0	0-1-0	0-0-0	2-3	33-28	0-of-4	5-of-7	14-8
2007-08	1-0-0	0-0-0	1-0-0	3-0	22-31	0-of-3	6-of-6	21-15
2008-09	1-0-0	1-0-0	0-0-0	3-3	28-37	0-of-8	5-of-7	14-16
2009-10	0-1-0	0-0-0	0-1-0	3-5	36-29	2-of-4	3-of-3	6-8
2010-11	1-0-0	1-0-0	0-0-0	3-0	24-29	1-of-3	3-of-3	6-6
2011-12	1-0-0	0-0-0	1-0-0	2-2	28-20	0-of-4	3-of-3	6-8
2012-13	DID NOT PLAY							
TOTAL	6-4-1	2-2-0	4-2-1	23-22	298-313	6-of-47	45-of-50	125-121

OVERALL

Current Streak:	2-0-0 since 11/2/10
Last Win:	12/6/11, 3-2 SO at MTL
Last Loss:	11/24/09, 3-5 at MTL
Most Lopsided Win:	3, 2x
Most Lopsided Loss:	3, 4/6/02 (1-4 at MTL)
Last Tie:	11/11/03, 1-1 at MTL
Last OT Game:	12/6/11, 3-2 SOW at MTL
OT Record (W-L-T):	3-0-1
Most Goals Scored:	4, 11/7/08 (4-3 SOW at CBJ)
Most Goals Allowed:	5, 11/24/09 (3-5 L at MTL)
Most Goals, Both Teams:	8, 11/24/09 (3-5 L at MTL)
Longest Win Streak:	2, 2x, 11/2/10 - current
Longest Pts. Streak:	2, 3x, 11/2/10 - current (2-0-0)
Longest Losing Streak:	2, 10/12/01 - 4/6/02
Longest Winless Streak:	2, 2x, 11/11/03 - 2/18/07 (0-1-1)

AT CBJ

Current Streak:	2-0-0 since 11/7/08
Last Win:	11/2/10, 3-0
Last Loss:	2/18/07, 2-3
Most Lopsided Win:	3, 11/2/10 (3-0)
Most Lopsided Loss:	2, 10/12/01 (1-3)
Last Tie:	None
Last OT Game:	11/7/08, 4-3 SOW
OT Record (W-L-T):	1-0-0
Most Goals Scored:	4, 11/7/08 (4-3 SOW)
Most Goals Allowed:	3, 3x (11/7/08 most recent, 4-3 SOW)
Most Goals, Both Teams:	7, 11/7/08 (4-3 SOW)
Longest Win Streak:	2, 11/7/08 - current
Longest Pts. Streak:	2, 11/7/08 - current (2-0-0)
Longest Losing Streak:	2, 10/12/01 - 2/18/07
Longest Winless Streak:	2, 10/12/01 - 2/18/07 (0-2-0)

AT MTL

Current Streak:	1-0-0 since 12/6/11
Last Win:	12/6/11, 3-2 SO
Last Loss:	11/24/09, 3-5
Most Lopsided Win:	3, 2/23/08 (3-0)
Most Lopsided Loss:	3, 4/6/02 (1-4)
Last Tie:	11/11/03, 1-1
Last OT Game:	12/6/11, 3-2 SOW
OT Record (W-L-T):	2-0-1
Most Goals Scored:	3, 3x (12/6/11 most recent, 3-2 SOW)
Most Goals Allowed:	5, 11/24/09 (3-5 L)
Most Goals, Both Teams:	8, 11/24/09 (3-5 L)
Longest Win Streak:	1, 4x, 12/6/11 most recent
Longest Pts. Streak:	3, 2/13/03 - 2/23/08 (2-0-1)
Longest Losing Streak:	1, 2x, 11/24/09 most recent
Longest Winless Streak:	1, 3x, 11/24/09 most recent (0-1-0)

ALL-TIME RESULTS

2000-01	(1-0-0-0)	2001-02	(0-2-0-0)	2002-03	(1-0-0-0)	2003-04	(0-0-1-0)	2005-06	(0-0-0)	2006-07	(0-1-0)
12/18	CBJ 2, at MTL 0	10/12	MTL 3, at CBJ 1 4/6	2/13	CBJ 2, at MTL 1 OT	11/11	CBJ 1, at MTL 1 OT	DID NOT PLAY		2/18	MTL 3, at CBJ 2
2007-08	(1-0-0)	2008-09	(1-0-0)	2009-10	(0-1-0)	2010-11	(1-0-0)	2011-12	(1-0-0)	2012-13	(0-0-0)
2/23	CBJ 3, at MTL 0	11/7	at CBJ 4, MTL 3 SO	11/24	at MTL 5, CBJ 3	11/2	at CBJ 3, MTL 0	12/6	CBJ 3, at MTL 2 SO	DID NOT PLAY	

SHUTOUTS

CBJ	3	12/18/00, Tugnutt 27 saves (2-0 at MTL); 2/23/08, Leclaire 31 saves (3-0 at MTL); 11/2/10, Garon 29 saves (3-0 at CBJ)
MTL	0	None

HAT TRICKS

CBJ	0	None
MTL	0	None

PENALTY SHOTS

CBJ	0	None
MTL	0	None



NASHVILLE PREDATORS

Bridgestone Arena / 501 Broadway / Nashville, TN 37203
predators.nhl.com / p: 615.770.2300 / f: 615.770.2309



BARRY TROTZ



SHEA WEBER

DIRECTORY

First Season: 1998-99
Home Ice: Bridgestone Arena
Capacity: 17,113 (opened in 1996)
Playoff Appearances: 7 (most recent, 2011-12)
Stanley Cup Titles: None
President of Hockey Operations
and General Manager: David Poile
Head Coach: Barry Trotz
Associate Coach: Peter Horachek
Assistant Coach: Lane Lambert, Phil Housley
Public Relations Contact:
Kevin Wilson, 615.770.2335
Public Relations Fax: 615.770.2295
Press Box Phone: 615.770.2165

2012-13 SEASON

Record: 16-23-9, 41 pts.
Home: 11-9-4, 26 pts.
Away: 5-14-5, 15 pts.
Playoffs: Did not qualify

LEADERS

Points: Shea Weber, 28
Goals: David Legwand, 12
Assists: Shea Weber, 19
+/-: Mike Fisher and Gabriel Bourque, 6
PIM: Rich Clune, 113
Def. Points: Shea Weber, 28
Goaltending: Pekka Rinne,
15-16-8, 2.43 GAA, .910 SV%, 5 SO

2012-13 RESULTS (4-1-0)

DATE	RESULT	ATTN	W/L GOALTENDERS	GWG GOAL
Jan 19, 2013	CBJ 3, at NSH 2 SO	17,113	Sergei Bobrovsky/Pekka Rinne	Derick Brassard
Mar 19, 2013	at CBJ 4, NSH 3	13,364	Sergei Bobrovsky/Pekka Rinne	Derick Brassard
Mar 23, 2013	at NSH 5, CBJ 2	17,113	Pekka Rinne/Sergei Bobrovsky	David Legwand
Apr 4, 2013	CBJ 3, at NSH 1	17,113	Sergei Bobrovsky/Pekka Rinne	Marian Gaborik
Apr 27, 2013	at CBJ 3, NSH 1	19,002	Sergei Bobrovsky/Chris Mason	Jack Johnson

GOALS BY PERIOD	1ST	2ND	3RD	OT	TOTAL
Columbus	2	5	7	0	14
Nashville	6	3	3	0	12

SHOTS BY PERIOD	1ST	2ND	3RD	OT	TOTAL
Columbus	51	48	66	2	167
Nashville	58	43	50	1	152

POWER PLAY	GOALS	ATTEMPTS	PCT
Columbus	5	12	41.7
Nashville	3	6	50.0

PENALTY KILLING	KILLS	ATTEMPTS	PCT
Columbus	3	6	50.0
Nashville	7	12	58.3

COLUMBUS	GP	G	A	TP	+/-	PM	PP	SH	S	PCT
PROSPAL	5	0	5	5	-2	2	0	0	13	0.0
DUBINSKY	4	1	3	4	4	2	1	0	10	10.0
TYUTIN	5	1	3	4	1	2	0	0	12	8.3
JOHNSON	5	1	2	3	-1	2	0	0	13	7.7
GABORIK	2	1	2	3	0	0	0	0	10	10.0
ATKINSON	5	1	2	3	4	2	0	0	17	5.9
CALVERT	4	1	2	3	3	0	0	0	3	33.3
ANISIMOV	5	2	0	2	-3	0	0	0	5	40.0
NIKITIN	4	1	1	2	2	0	1	0	9	11.1
UMBERGER	5	1	1	2	0	2	1	0	10	10.0

NASHVILLE	GP	G	A	TP	+/-	PM	PP	SH	S	PCT
WEBER	5	2	2	4	1	9	1	0	15	13.3
LEGWAND	5	1	3	4	2	6	0	0	7	14.3
BOURQUE	2	1	2	3	3	0	0	0	3	33.3
ERAT	3	1	2	3	0	2	0	0	3	33.3
JOSI	5	1	1	2	-1	0	1	0	14	7.1
BECK	3	1	1	2	3	0	0	0	6	16.7
MUELLER	4	1	1	2	1	4	0	0	3	33.3
FISHER	5	1	1	2	-1	2	0	0	8	12.5
HORNQVIST	2	0	2	2	1	0	0	0	5	0.0
KOSTITSYN	4	0	2	2	-2	0	0	0	4	0.0

GOALTENDING

COLUMBUS	GP	MIN	GA	AVG	EN	SO	W	L	OTL	SA	SV%
BOBROVSKY	5	254	11	2.59	0	0	4	1	0	139	.921
S. MASON	1	48	0	.00	1	1	0	0	0	12	.000

NASHVILLE	GP	MIN	GA	AVG	EN	SO	W	L	OTL	SA	SV%
RINNE	4	241	11	2.73	0	0	1	2	1	120	.908
C. MASON	1	59	2	2.03	1	0	0	1	0	46	.957

COLUMBUS VS. NASHVILLE ALL-TIME

SEASON	W-L-T/O	HOME	AWAY	GF-GA	SF-SA	PP	PK	PIM
2000-01	3-2-0-0	1-1-0-0	2-1-0-0	15-10	136-149	2-of-20	21-of-26	71-63
2001-02	2-2-0-1	2-0-0-1	0-2-0-0	9-10	126-133	2-of-24	21-of-22	103-90
2002-03	1-3-1-0	1-1-0-0	0-2-1-0	6-15	102-168	2-of-17	17-of-23	72-62
2003-04	2-4-0-0	1-2-0-0	1-2-0-0	17-21	181-192	6-of-27	29-of-33	159-141
2005-06	3-5-0	2-2-0	1-3-0	23-34	242-267	7-of-45	52-of-68	148-108
2006-07	0-7-1	0-3-1	0-4-0	12-27	245-203	3-of-38	33-of-40	116-124
2007-08	1-6-1	1-3-0	0-3-1	11-24	280-231	4-of-30	33-of-39	142-120
2008-09	3-2-1	3-0-0	0-2-1	17-19	179-164	3-of-20	22-of-23	72-68
2009-10	1-1-4	1-1-1	0-0-3	13-16	173-210	5-of-21	22-of-24	46-40
2010-11	2-3-1	2-0-1	0-3-0	13-14	183-155	4-of-23	17-of-19	56-62
2011-12	1-4-1	0-2-1	1-2-0	15-23	182-175	6-of-22	8-of-17	63-70
2012-13	4-1-0	2-0-0	2-1-0	14-12	167-152	5-of-12	3-of-6	33-60
TOTAL	23-40-11	16-15-5	7-25-6	165-225	2196-2199	49-of-299	278-340	1081-1008

	OVERALL	AT CBJ	AT NSH
Current Streak:	2-0-0 since 4/4/13	2-0-0 since 3/19/13	1-0-0 since 4/4/13
Last Win:	4/27/13, 3-1 at CBJ	4/27/13, 3-1	4/4/13, 3-1
Last Loss:	3/23/13, 2-5 at NSH	1/19/12, 0-3	3/23/13, 5-2
Most Lopsided Win:	4, 2x	4, 2/22/11 (4-0)	4, 11/16/00 (5-1)
Most Lopsided Loss:	5, 2x	4, 1/6/03 (1-5)	5, 2x (1/21/06 most recent, 2-7)
Last Tie:	11/16/02, 1-1 at NSH	None	11/16/02, 1-1 at NSH
Last OT Game:	1/19/13, 3-2 SOW at NSH	12/8/11, 3-4 OTL	1/19/13, 3-2 SOW
OT Record (W-L-T):	6-10-1	3-5-0	3-5-1
Most Goals Scored:	5, 3x	5, 10/17/08 (5-3 W)	5, 2x (3/1/01 most recent, 5-2 W)
Most Goals Allowed:	7, 2x	6, 1/29/04 (4-6 L)	7, 2x (1/21/06 most recent, 2-7 L)
Most Goals, Both Teams:	11, 12/22/11 (5-6 L at NSH)	10, 1/29/04 (4-6 L)	11, 12/22/11 (5-6 L)
Longest Win Streak:	3, 2/16/04 - 10/26/05	3, 10/17/08 - 3/31/09	1, 5x (1/19/11 most recent)
Longest Pts. Streak:	5, 12/3/09 - 12/1/10 (2-0-3)	5, 12/3/09 - 2/22/11 (3-0-2)	4, 4/4/09 - 3/20/10 (0-0-4)
Longest Pointless Streak:	6, 2x, 11/15/06 - 1/18/07 most recent	3, 11/15/06 - 1/13/07	5, 12/27/07 - 3/05/09
Longest Winless Streak:	12, 11/15/06 - 12/27/07 (0-10-2)	6, 11/15/06 - 12/23/07 (0-5-1)	17, 11/18/06 - 4/8/11 (0-12-5)

ALL-TIME RESULTS

2000-01	(3-2-0-0)	2001-02	(2-2-0-1)	2002-03	(1-3-1-0)	2003-04	(2-4-0-0)	2005-06	(3-5-0)	2006-07	(0-7-1)
11/16	CBJ 5, at NSH 1	11/17	at NSH 3, CBJ 2	11/16	CBJ 1, at NSH 1 OT	10/18	at NSH 3, CBJ 2	10/26	at CBJ 3, NSH 2 OT	11/15	NSH 5, at CBJ 4
2/8	at NSH 3, CBJ 1	1/6	at CBJ 4, NSH 3	1/6	NSH 5, at CBJ 1	11/26	at NSH 4, CBJ 2	11/23	NSH 4, at CBJ 2	11/18	at NSH 4, CBJ 2
2/10	at CBJ 3, NSH 2	1/19	at NSH 2, CBJ 1	1/30	at CBJ 2, NSH 1	12/4	NSH 4, at CBJ 2	12/17	at NSH 7, CBJ 3	11/20	NSH 3, at CBJ 1
3/1	CBJ 5, at NSH 2	2/9	NSH 1, at CBJ 0 OT	2/8	at NSH 3, CBJ 2	1/29	NSH 6, at CBJ 4	12/23	NSH 5, at CBJ 4	1/12	at NSH 2, CBJ 0
3/19	NSH 2, at CBJ 1	4/4	at CBJ 2, NSH 1	2/25	at NSH 5, CBJ 0	2/16	at CBJ 4, NSH 2	1/21	at NSH 7, CBJ 2	1/13	NSH 4, at CBJ 1
						3/27	CBJ 3, at NSH 2 OT	1/28	at CBJ 4, NSH 3	1/18	at NSH 4, CBJ 0
								2/11	at NSH 5, CBJ 2	2/25	NSH 4, at CBJ 3 SO
								4/3	CBJ 3, at NSH 1	3/10	at NSH 2, CBJ 1
2007-08	(1-6-1)	2008-09	(3-2-1)	2009-10	(1-1-4)	2010-11	(2-3-1)	2011-12	(1-4-1)	2012-13	(4-1-0)
11/10	at NSH 4, CBJ 3 SO	10/17	at CBJ 5, NSH 3	11/21	at NSH 4, CBJ 3 SO	11/22	at CBJ 2, NSH 0	10/7	NSH 3, at CBJ 2	1/19	CBJ 3, at NSH 2 SO
11/12	NSH 4, at CBJ 1	10/18	at NSH 6, CBJ 3	12/10	at NSH 4, CBJ 3 SO	12/1	NSH 4, at CBJ 3 SO	11/19	CBJ 4, at NSH 3 OT	3/19	at CBJ 4, NSH 3
12/23	NSH 3, at CBJ 1	12/11	at CBJ 2, NSH 1 SO	12/14	NSH 5, at CBJ 3	1/2	at NSH 4, CBJ 1	12/8	NSH 4, at CBJ 3 OT	3/23	at NSH 5, CBJ 2
12/27	at NSH 4, CBJ 3	3/05	at NSH 4, CBJ 2	12/31	NSH 2, at CBJ 1 OT	2/22	at CBJ 4, NSH 0	12/22	at NSH 6, CBJ 5	4/4	CBJ 3, at NSH 1
1/12	at CBJ 2, NSH 1 SO	3/31	at CBJ 2, NSH 1	1/26	at CBJ 3, NSH 2	2/27	at NSH 3, CBJ 2	1/19	NSH 3, at CBJ 0	4/27	at CBJ 3, NSH 1
1/31	at NSH 4, CBJ 2	4/4	at NSH 5, CBJ 4 SO	3/20	at NSH 1, CBJ 0 OT	4/8	at NSH 4, CBJ 1	1/23	at NSH 4, CBJ 1		
3/25	at NSH 3, CBJ 0										
3/28	NSH 2, at CBJ 0										

SHUTOUTS

CBJ	2	11/22/10, Mason 27 saves (2-0 at CBJ); 2/22/11, Mason 20 saves (4-0 at CBJ)
NSH	8	2/9/02, Vokoun 25 saves (0-1 OT at CBJ); 2/25/03, Vokoun 19 saves (0-5 at NSH); 1/12/07, Vokoun 22 saves (0-2 at NSH); 1/18/07, Mason 33 saves (0-4 at NSH); 3/25/08, Ellis 36 saves (0-3 at NSH); 3/28/08, Ellis 43 saves (0-2 at CBJ); 3/20/10, Rinne 33 saves (0-1 OT at NSH); 1/19/12, Rinne 38 saves (0-3 at CBJ)

HAT TRICKS

CBJ	2	2/10/01, Sanderson against Dunham (3) (3-2 W at CBJ); 12/22/11, Carter against Rinne (3) (5-6 L at NSH)
NSH	1	12/14/09, Sullivan against Mason (3) (3-5 L at CBJ)

PENALTY SHOTS

CBJ	3	3/19/01, Vyborny goal against Vokoun (1-2 L at CBJ); 12/17/05, Vyborny goal against Vokoun (3-7 L at NSH); 1/21/06, Letowski unsuccessful against Vokoun (2-7 L at NSH)
NSH	1	12/23/05, Sullivan unsuccessful against Denis (4-5 L at CBJ)



NEW JERSEY DEVILS

Prudential Center / 25 Lafayette St. / Newark, NJ 07102
devils.nhl.com / p: 973.757.6100 / f: 973.757.6399



PETER DEBOER



MARTIN BRODEUR

DIRECTORY

First Season: 1974-75
(Relocated from Denver in 1982)
Home Ice: Prudential Center
Capacity: 17,625 (opened in 2007)
Playoff Appearances: 22 (most recent, 2011-12)
Stanley Cup Titles: 3 (most recent, 2003)
President, CEO & General Manager: Lou Lamoriello
Head Coach: Peter DeBoer
Assistant Coaches:
Scott Stevens, Dave Barr, Mike Foligno
Public Relations Contact:
Pete Albietz, 973.757.6118
Public Relations Fax: 973.757.6399
Press Box Phone: 973.757.6595 & 973.757.2913

2012-13 SEASON

Record: 19-19-10, 48 pts.
Home: 13-9-2, 28 pts.
Away: 6-10-8, 20 pts.
Playoffs: Did not qualify

LEADERS
Points: Patrik Elias, 36
Goals: David Clarkson, 15
Assists: Patrik Elias, 22
+/-: Andy Greene, 12
PIM: David Clarkson, 78
Def. Points: Marek Zidlicky, 19
Goaltending: Martin Brodeur, 13-9-7, 2.22 GAA, .901 SV%, 2 SO

2011-12 RESULTS (0-0-1)

DATE	RESULT	ATTN	W/L GOALTENDERS	GWG GOAL
Nov. 23, 2011	at NJ 2, CBJ 1 SO	15,585	Martin Brodeur/Curtis Sanford	Ilya Kovalchuk

GOALS BY PERIOD	1ST	2ND	3RD	OT	TOTAL
Columbus	0	0	1	0	1
New Jersey	0	1	0	0	1

SHOTS BY PERIOD	1ST	2ND	3RD	OT	TOTAL
Columbus	9	8	17	2	36
New Jersey	11	6	3	4	24

POWER PLAY	GOALS	ATTEMPTS	PCT
Columbus	0	6	0.0
New Jersey	0	3	0.0

PENALTY KILLING	KILLS	ATTEMPTS	PCT
Columbus	3	3	100.0
New Jersey	6	6	100.0

COLUMBUS	GP	G	A	TP	+/-	PM	PP	SH	S	PCT
BOLL	1	1	0	1	1	0	0	0	1	100.0
PROSPAL	1	0	1	1	0	0	0	0	2	0.0
METHOT	1	0	1	1	1	2	0	0	0	0.0
MOORE	1	0	0	0	0	0	0	0	1	0.0
LETESTU	1	0	0	0	0	0	0	0	2	0.0
DORSETT	1	0	0	0	-1	0	0	0	4	0.0
BASS	1	0	0	0	1	0	0	0	1	0.0
CLITSOME	1	0	0	0	0	2	0	0	0	0.0
NIKITIN	1	0	0	0	0	0	0	0	0	0.0
CARTER	1	0	0	0	1	0	0	0	6	0.0

NEW JERSEY	GP	G	A	TP	+/-	PM	PP	SH	S	PCT
ZUBRUS	1	1	0	1	0	0	0	0	1	100.0
ELIAS	1	0	1	1	1	0	0	0	1	0.0
LARSSON	1	0	1	1	1	2	0	0	3	0.0
SYKORA	1	0	0	0	1	0	0	0	3	0.0
HENRIQUE	1	0	0	0	-1	0	0	0	2	0.0
TEDENBY	1	0	0	0	0	0	0	0	0	0.0
PALMIERI	1	0	0	0	0	0	0	0	1	0.0
CARTER	1	0	0	0	0	0	0	0	0	0.0
GREENE	1	0	0	0	1	0	0	0	0	0.0
FAYNE	1	0	0	0	-1	0	0	0	2	0.0

GOALTENDING

COLUMBUS	GP	MIN	GA	AVG	EN	SO	W	L	OTL	SA	SV%
SANFORD	1	64	1	0.92	0	0	0	0	1	24	.958

NEW JERSEY	GP	MIN	GA	AVG	EN	SO	W	L	OTL	SA	SV%
BRODEUR	1	64	1	0.92	0	0	1	0	0	36	.972

COLUMBUS VS. NEW JERSEY ALL-TIME

SEASON	W-L-T/O	HOME	AWAY	GF-GA	SF-SA	PP	PK	PIM
2000-01	0-1-1-0	0-1-0-0	0-0-1-0	5-8	39-75	0-of-8	5-of-9	25-33
2001-02	1-0-0-0	1-0-0-0	0-0-0-0	3-1	23-30	0-of-0	1-of-1	9-7
2002-03	1-1-0-0	1-0-0-0	0-1-0-0	6-5	49-65	3-of-11	12-of-12	34-32
2003-04	0-1-0-0	0-1-0-0	0-0-0-0	3-4	31-39	1-of-5	2-of-3	11-15
2005-06	1-0-0	1-0-0	0-0-0	3-2	39-30	1-of-5	7-of-7	21-17
2006-07	0-1-0	0-0-0	0-1-0	0-1	22-21	0-of-4	5-of-5	27-15
2007-08	DID NOT PLAY							
2008-09	0-1-0	0-1-0	0-0-0	1-2	27-28	0-of-3	0-of-1	2-of-6
2009-10	0-1-0	0-0-0	0-1-0	3-6	22-30	0-of-3	3-of-6	19-23
2010-11	0-1-0	0-1-0	0-0-0	0-3	13-31	0-of-1	4-of-4	8-0
2011-12	0-0-1	0-0-0	0-0-1	1-1	36-24	0-of-6	3-of-3	6-12
2012-13	DID NOT PLAY							
TOTAL	3-7-2	3-4-0	0-3-2	25-33	301-373	5-of-46	42-of-51	162-160

OVERALL

Current Streak:	0-4-1 since 10/28/06
Last Win:	12/11/05, 3-2 OT at CBJ
Last Regulation Loss:	3/20/11, 0-3 at CBJ
Most Lopsided Win:	2, 2x
Most Lopsided Loss:	3, 3x
Last Tie:	12/27/00, 2-2 at NJ
Last OT Game:	11/23/11, 1-2 SOL at NJ
OT Record (W-L-T):	1-1-1
Most Goals Scored:	4, 12/12/02 (4-2 W at CBJ)
Most Goals Allowed:	6, 2x
Most Goals, Both Teams:	9, 2x
Longest Win Streak:	1, 3x, 12/11/05 most recent
Longest Pts. Streak:	1, 4x, 12/11/05 most recent (1-0-0)
Longest Pointless Streak:	4, 10/28/06 - 3/20/11
Longest Winless Streak:	5, 10/28/06 - current (0-4-1)

AT CBJ

0-2-0 since 1/16/09
12/11/05, 3-2 OT
3/20/11, 0-3
2, 2x (12/12/02 most recent, 4-2)
3, 2x (3/20/11 most recent, 0-3)
None
12/11/05, 3-2 OTW
1-0-0
4, 12/12/02 (4-2 W)
6, 12/31/00 (3-6 L)
9, 12/31/00 (3-6 L)
2, 12/10/01 - 12/12/02
2, 12/10/01 - 12/12/02 (2-0-0)
2, 1/16/09 - current
2, 1/16/09 - current (0-2-0)

AT NJ

0-3-2 since 12/27/00
None
3/23/10, 3-6
None
3, 3/23/10 (3-6)
12/27/00, 2-2
11/23/11, 1-2 SOL
0-1-1
3, 3/23/10 (3-6 L)
6, 3/23/10 (3-6 L)
9, 3/23/10 (3-6 L)
None
1, 12/27/00 (0-0-1)
3, 10/12/02 - 3/23/10
5, 12/27/00 - current (0-3-2)

ALL-TIME RESULTS

2000-01	(0-1-1-0)	2001-02	(1-0-0-0)	2002-03	(1-1-0-0)	2003-04	(0-1-0-0)	2005-06	(1-0-0)	2006-07	(0-1-0)
12/27	CBJ 2, at NJ 2 OT	12/10	at CBJ 3, NJ 1	10/12	at NJ 3, CBJ 2	1/27	NJ 4, at CBJ 3	12/11	at CBJ 3, NJ 2 OT	10/28	at NJ 1, CBJ 0
12/31	NJ 6, at CBJ 3			12/12	at CBJ 4, NJ 2						
2007-08	(0-0-0)	2008-09	(0-1-0)	2009-10	(0-1-0)	2010-11	(0-1-0)	2011-12	(0-0-1)	2012-13	(0-0-0)
DID NOT PLAY		1/16	NJ 2, at CBJ 1	3/23	at NJ 6, CBJ 3	3/20	NJ 3, at CBJ 0	11/23	at NJ 2, CBJ 1 SO	DID NOT PLAY	

SHUTOUTS

CBJ	0	None
NJ	2	10/28/06, Brodeur 22 saves (0-1 at NJ); 3/20/11, Brodeur 13 saves (0-3 at CBJ)

HAT TRICKS

CBJ	0	None
NJ	0	None

PENALTY SHOTS

CBJ	0	None
NJ	0	None

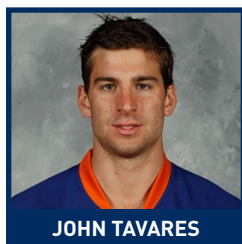


NEW YORK ISLANDERS

Nassau Coliseum / 1255 Hempstead Tpke. / Uniondale, NY 11553
islanders.nhl.com / p: 516.501.6700 / f: 516.501.6762



JACK CAPUANO



JOHN TAVARES

DIRECTORY

First Season: 1972-73
Home Ice: Nassau Coliseum
Capacity: 16,170 (opened in 1972)
Playoff Appearances: 22 (most recent, 2012-13)
Stanley Cup Titles: 4 (most recent, 1983)
Owner and Governor: Charles B. Wang
General Manager: Garth Snow
Head Coach: Jack Capuano
Asst. Coach & Senior Advisor to the GM: Doug Weight
Assistant Coach: Brent Thompson
Public Relations Contact:
Kimber Auerbach, 516.501.6841
Public Relations Fax: 516.501.6850
Press Box Phone: 516.501.6792

2012-13 SEASON

Record: 24-17-7, 55 pts.
Home: 10-11-3, 23 pts.
Away: 14-6-4, 32 pts.
Playoffs: Lost 4-2 (PIT) in CQF

LEADERS
Points: John Tavares, 47
Goals: John Tavares, 28
Assists: Matt Moulson, 29
+/-: Lubomir Visnovsky, 12
PIM: Matt Martin, 63
Def. Points: Mark Streit, 27
Goaltending: Evgeni Nabokov,
23-11-7, 2.50 GAA, .910 SV%, 3 SO

2011-12 RESULTS (1-0-0)

DATE	RESULT	ATTN	W/L GOALTENDERS	GWG GOAL
Apr. 7, 2012	at CBJ 7, NYI 3	17,652	Steve Mason/Al Montoya	James Wisniewski

GOALS BY PERIOD	1ST	2ND	3RD	OT	TOTAL
Columbus	1	4	2	-	7
NY Islanders	0	2	1	-	3

POWER PLAY	GOALS	ATTEMPTS	PCT
Columbus	2	3	66.7
NY Islanders	0	2	0.0

COLUMBUS	GP	G	A	TP	+/-	PM	PP	SH	S	PCT
ATKINSON	1	2	1	3	1	0	1	0	3	66.7
PROSPAL	1	1	2	3	0	0	0	0	2	50.0
WISNIEWSKI	1	1	2	3	1	0	1	0	5	20.0
J. JOHNSON	1	1	1	2	1	0	0	0	3	33.3
BRASSARD	1	0	2	2	1	0	0	0	4	0.0
NASH	1	1	0	1	2	0	0	0	3	33.3
UMBERGER	1	1	0	1	2	0	0	0	3	33.3
LETESTU	1	0	1	1	2	0	0	0	1	0.0
DORSETT	1	0	1	1	-1	12	0	0	2	0.0
NIKITIN	1	0	1	1	1	0	0	0	2	0.0

SHOTS BY PERIOD	1ST	2ND	3RD	OT	TOTAL
Columbus	10	15	12	-	37
NY Islanders	10	21	7	-	38

PENALTY KILLING	KILLS	ATTEMPTS	PCT
Columbus	2	2	100.0
NY Islanders	1	3	33.3

NY ISLANDERS	GP	G	A	TP	+/-	PM	PP	SH	S	PCT
GRABNER	1	1	1	2	-1	0	0	0	5	20.0
JURCINA	1	1	1	2	-1	0	0	0	2	50.0
OKPOSO	1	1	0	1	-1	0	0	0	1	100.0
REESE	1	0	1	1	0	0	0	0	1	0.0
NIELSEN	1	0	1	1	0	0	0	0	5	0.0
STREIT	1	0	1	1	-1	0	0	0	2	0.0
STAIOS	1	0	0	0	-2	2	0	0	0	0.0
TAVARES	1	0	0	0	-1	0	0	0	8	0.0
MARTIN	1	0	0	0	0	10	0	0	1	0.0
DONOVAN	1	0	0	0	0	0	0	0	2	0.0

GOALTENDING

COLUMBUS	GP	MIN	GA	AVG	EN	SO	W	L	OTL	SA	SV%
MASON	1	57	3	3.14	0	0	1	0	0	38	.921
HUNWICK	1	2	0	0.00	0	0	0	0	0	0	0.00

NY ISLANDERS	GP	MIN	GA	AVG	EN	SO	W	L	OTL	SA	SV%
MONTOYA	1	60	7	7.00	0	0	0	1	0	37	.811

COLUMBUS VS. NY ISLANDERS ALL-TIME

SEASON	W-L-T/O	HOME	AWAY	GF-GA	SF-SA	PP	PK	PIM
2000-01	1-0-1-0	0-0-1-0	1-0-0-0	10-8	60-52	3-of-15	5-of-8	24-37
2001-02	1-0-0-0	1-0-0-0	0-0-0-0	4-2	17-41	1-of-3	4-of-4	17-15
2002-03	2-0-0-0	1-0-0-0	1-0-0-0	8-3	54-61	3-of-8	6-of-8	35-35
2003-04	1-0-0-0	1-0-0-0	0-0-0-0	2-1	29-25	0-of-5	6-of-6	17-13
2005-06	1-0-0	1-0-0	0-0-0	3-3	27-40	3-of-7	8-of-10	27-21
2006-07	0-1-0	0-0-0	0-1-0	0-4	26-23	0-of-9	4-of-5	19-27
2007-08	DID NOT PLAY							
2008-09	1-0-1	1-0-0	0-0-1	6-5	69-54	2-of-9	5-of-5	12-20
2009-10	0-0-2	0-0-1	0-0-1	4-5	79-53	1-of-7	0-of-4	8-14
2010-11	1-0-0	0-0-0	1-0-0	4-3	38-24	1-of-4	2-of-2	13-27
2011-12	1-0-0	1-0-0	0-0-0	7-3	37-38	2-of-3	2-of-2	19-21
2012-13	DID NOT PLAY							
TOTAL	9-1-4	6-0-2	3-1-2	48-37	436-411	16-of-70	42-of-54	191-230

OVERALL

Current Streak:	2-0-0 since 11/24/10
Last Win:	4/7/12, 7-3 at CBJ
Last Regulation Loss:	12/23/06, 0-4 at NYI
Most Lopsided Win:	4, 4/7/12 (7-3 at CBJ)
Most Lopsided Loss:	4, 12/23/06 (0-4 at NYI)
Last Tie:	3/17/01, 3-3 at CBJ
Last OT Game:	11/24/10, 4-3 OTW at NYI
OT Record (W-L-T):	2-3-1
Most Goals Scored:	7, 2x
Most Goals Allowed:	5, 12/23/00 (7-5 W at NYI)
Most Goals, Both Teams:	12, 12/23/00 (7-5 W at NYI)
Longest Win Streak:	5, 3/8/02 - 12/8/05
Longest Pts. Streak:	7, 12/23/00 - 12/8/05 (6-0-1)
Longest Pointless Streak:	1, 12/23/06
Longest Winless Streak:	2, 2x, 12/29/09 - 3/27/10 (0-0-2)

AT CBJ

1-0-0 since 4/7/12
4/7/12, 7-3
None
4, 4/7/12 (7-3)
1, 3/27/10 (3-4 OT)
3/17/01, 3-3
3/27/10, 3-4 OTL
1-1-1
7, 4/7/12 (7-3 W)
4, 3/27/10 (3-4 OTL)
10, 4/7/12 (7-3 W)
5, 3/8/02 - 12/13/08
8, 3/17/01 - current (6-0-2)
None
1, 2x, 3/27/10 most recent (0-0-1)

AT NYI

1-0-0 since 11/24/10
11/24/10, 4-3 OT
12/23/06, 0-4
2, 2x (11/29/02 most recent, 4-2)
4, 12/23/06 (0-4)
None
11/24/10, 4-3 OTW
1-2-0
7, 12/23/00 (7-5 W)
5, 12/23/00 (7-5 W)
12, 12/23/00 (7-5 W)
2, 12/23/00 - 11/29/02
3, 11/3/08 - current (1-0-2)
1, 12/23/06
3, 12/23/06 - 12/29/09 (0-1-2)

ALL-TIME RESULTS

2000-01	(1-0-1-0)	2001-02	(1-0-0-0)	2002-03	(2-0-0-0)	2003-04	(1-0-0-0)	2005-06	(1-0-0)	2006-07	(0-1-0)
12/23	CBJ 7, at NYI 5	3/8	at CBJ 4, NYI 2	11/29	CBJ 4, at NYI 2	11/22	at CBJ 2, NYI 1	12/8	at CBJ 4, NYI 3 SO	12/23	at NYI 4, CBJ 0
3/17	at CBJ 3, NYI 3 OT			1/25	at CBJ 4, NYI 1						
2007-08	(0-0-0)	2008-09	(1-0-1)	2009-10	(0-0-2)	2010-11	(1-0-0)	2011-12	(1-0-0)	2012-13	(0-0-0)
DID NOT PLAY		11/3	at NYI 4, CBJ 3 OT	12/29	at NYI 2, CBJ 1 SO	11/24	CBJ 4, at NYI 3 OT	4/7	at CBJ 7, NYI 3	DID NOT PLAY	
		12/13	at CBJ 3, NYI 1	3/27	NYI 4, at CBJ 3 OT						

SHUTOUTS

CBJ	0	None
NYI	1	12/23/06, DiPietro 26 saves (0-4 at NYI)

HAT TRICKS

CBJ	0	None
NYI	0	None

PENALTY SHOTS

CBJ	0	None
NYI	0	None



NEW YORK RANGERS

Madison Square Garden / 2 Pennsylvania Plz. / New York, NY 10121
rangers.nhl.com / p: 212.465.6486 / f: 212.465.6494



ALAIN VIGNEAULT



HENRIK LUNDQVIST

DIRECTORY

First Season: 1926-27
Home Ice: Madison Square Garden
Capacity: 18,200 (opened in 1968)
Playoff Appearances: 55 (most recent, 2012-13)
Stanley Cup Titles: 4 (most recent, 1994)
President and General Manager: Glen Sather
Head Coach: Alain Vigneault
Associate Coach: Scott Arniel
Assistant Coaches:
Ulf Samuelsson, Daniel Lacroix, Benoit Allaire
Public Relations Contact:
John Rosasco, 212.465.6486
Public Relations Fax: 212.465.6494
Press Box Phone: 212.465.6761

2012-13 SEASON

Record: 26-18-4, 56 pts.
Home: 16-6-2, 34 pts.
Away: 10-12-2, 22 pts.
Playoffs: Lost 4-1 (BOS) in CSF

LEADERS

Points: Derek Stepan, 44
Goals: Rick Nash, 21
Assists: Derek Stepan, 26
+/-: Derek Stepan, 25
PIM: Arron Asham, 50
Def. Points: Michael Del Zotto, 21
Goaltending: Henrik Lundqvist,
24-16-3, 2.05 GAA, .929 SV%, 2 SO

2011-12 RESULTS (0-0-1)

DATE	RESULT	ATTN	W/L GOALTENDERS	GWG GOAL
Feb. 19, 2012	at NYR 3, CBJ 2 OT	18,200	Henrik Lundqvist/Steve Mason	Derek Stepan

GOALS BY PERIOD	1ST	2ND	3RD	OT	TOTAL
Columbus	0	1	1	0	2
NY Rangers	1	1	0	1	3

POWER PLAY	GOALS	ATTEMPTS	PCT
Columbus	1	4	25.0
NY Rangers	0	2	0.0

PENALTY KILLING	KILLS	ATTEMPTS	PCT
Columbus	2	2	100.0
NY Rangers	3	4	75.0

COLUMBUS	GP	G	A	TP	+/-	PM	PP	SH	S	PCT
BRASSARD	1	1	0	1	0	0	1	0	1	100.0
NASH	1	1	0	1	1	2	0	0	4	25.0
CARTER	1	0	1	1	0	0	0	0	1	0.0
UMBERGER	1	0	1	1	0	0	0	0	0	0.0
VERMETTE	1	0	1	1	0	0	0	0	1	0.0
PROSPAL	1	0	0	0	0	0	0	0	1	0.0
SAVARD	1	0	0	0	0	0	0	0	1	0.0
MOORE	1	0	0	0	-1	0	0	0	2	0.0
GILLIES	1	0	0	0	-1	0	0	0	0	0.0
LETESTU	1	0	0	0	-1	0	0	0	1	0.0

NY RANGERS	GP	G	A	TP	+/-	PM	PP	SH	S	PCT
DEL ZOTTO	1	0	2	2	2	0	0	0	1	0.0
RICHARDS	1	1	0	1	1	0	0	0	5	20.0
STEPAN	1	1	0	1	1	0	0	0	3	33.3
ANISIMOV	1	1	0	1	1	0	0	0	3	33.3
MITCHELL	1	0	1	1	1	0	0	0	1	0.0
GABORIK	1	0	1	1	1	2	0	0	5	0.0
HAGELIN	1	0	1	1	1	2	0	0	2	0.0
GIRARDI	1	0	1	1	0	0	0	0	0	0.0
CALLAHAN	1	0	0	0	0	0	0	0	6	0.0
PRUST	1	0	0	0	0	0	0	0	1	0.0

GOALTENDING

COLUMBUS	GP	MIN	GA	AVG	EN	SO	W	L	OTL	SA	SV%
MASON	1	59	3	3.01	0	0	0	0	1	35	.914

NY ISLANDERS	GP	MIN	GA	AVG	EN	SO	W	L	OTL	SA	SV%
LUNDQVIST	1	60	2	1.99	0	9	1	0	0	23	.913

COLUMBUS VS. NY RANGERS ALL-TIME

SEASON	W-L-T/O	HOME	AWAY	GF-GA	SF-SA	PP	PK	PIM
2000-01	0-1-0-0	0-1-0-0	0-0-0-0	3-4	40-24	2-of-4	5-of-5	24-14
2001-02	1-0-1-0	1-0-0-0	0-0-1-0	4-2	66-61	2-of-12	5-of-6	24-36
2002-03	1-1-0-0	1-0-0-0	0-1-0-0	9-8	56-69	1-of-8	10-of-10	86-96
2003-04	1-0-0-0	1-0-0-0	0-0-0-0	5-0	36-25	3-of-11	3-of-3	15-29
2005-06	1-0-0	1-0-0	0-0-0	4-3	32-36	1-of-3	1-of-1	7-11
2006-07	1-0-0	0-0-0	1-0-0	3-2	25-42	0-of-2	4-of-5	15-9
2007-08	DID NOT PLAY							
2008-09	0-1-0	0-1-0	0-0-0	1-3	26-32	0-of-6	7-of-8	18-14
2009-10	0-1-0	0-0-0	0-1-0	4-7	30-33	0-of-1	3-of-4	18-12
2010-11	1-0-0	1-0-0	0-0-0	3-1	23-33	1-of-2	4-of-5	10-4
2011-12	0-0-1	0-0-0	0-0-1	2-3	23-35	1-of-4	2-of-2	4-8
2012-13	DID NOT PLAY							
TOTAL	6-4-2	5-2-0	1-2-2	38-33	357-390	11-of-53	44-of-49	221-233

	OVERALL	AT CBJ	AT NYR
Current Streak:	0-0-1 since 2/19/12	1-0-0 since 12/11/10	0-1-1 since 11/23/09
Last Win:	12/11/10, 3-1 at CBJ	12/11/10, 3-1	2/24/07, 3-2
Last Regulation Loss:	11/23/09, 4-7 at NYR	10/24/08, 1-3	11/23/09, 4-7
Most Lopsided Win:	5, 10/11/03 (5-0 at CBJ)	5, 10/11/03 (5-0)	1, 2/24/07 (3-2)
Most Lopsided Loss:	3, 11/23/09 (4-7 at NYR)	2, 10/24/08 (1-3)	3, 11/23/09 (4-7)
Last Tie:	1/14/02, 2-2 at NYR	None	1/14/02, 2-2
Last OT Game:	2/19/12, 2-3 OTL at NYR	None	2/19/12, 2-3 OTL
OT Record (W-L-T):	0-1-1	0-0-0	0-1-1
Most Goals Scored:	6, 11/9/02 (6-3 W at CBJ)	6, 11/9/02 (6-3 W)	4, 11/23/09 (4-7 L)
Most Goals Allowed:	7, 11/23/09 (4-7 L at NYR)	4, 2/12/01 (3-4 L)	7, 11/23/09 (4-7 L)
Most Goals, Both Teams:	11, 11/23/09 (4-7 L at NYR)	9, 11/9/02 (6-3 W)	11, 11/23/09 (4-7 L)
Longest Win Streak:	3, 10/11/03 - 2/24/07	4, 1/16/02 - 1/16/06	1, 2/24/07
Longest Pts. Streak:	3, 2x, 10/11/03 - 2/24/07 (3-0-0)	4, 1/16/02 - 1/16/06 (4-0-0)	1, 3x, 2/19/12 most recent (0-0-1)
Longest Pointless Streak:	2, 10/24/08 - 11/23/09	1, 2x, 10/24/08 most recent	1, 2x, 11/23/09 most recent
Longest Winless Streak:	2, 2x, 10/24/08 - 11/23/09 (0-2-0)	1, 2x, 10/24/08 most recent (0-1-0)	2, 2x, 11/23/09 - current, most recent (0-1-1)

ALL-TIME RESULTS

2000-01	(0-1-0-0)	2001-02	(1-0-1-0)	2002-03	(1-1-0-0)	2003-04	(1-0-0-0)	2005-06	(1-0-0)	2006-07	(1-0-0)
2/12	NYR 4, at CBJ 3	1/14	CBJ 2, at NYR 2 OT	11/9	at CBJ 6, NYR 3	10/11	at CBJ 5, NYR 0	1/16	at CBJ 4, NYR 3	2/24	CBJ 3, at NYR 2
		1/16	at CBJ 2, NYR 0	12/3	at NYR 5, CBJ 3						
2007-08	(0-0-0)	2008-09	(0-1-0)	2009-10	(0-1-0)	2010-11	(1-0-0)	2011-12	(0-0-1)	2012-13	(0-0-0)
DID NOT PLAY		10/24	NYR 3, at CBJ 1	11/23	at NYR 7, CBJ 4	12/11	at CBJ 3, NYR 1	2/19	at NYR 3, CBJ 2 OT	DID NOT PLAY	

SHUTOUTS

CBJ	2	1/16/02, Denis 31 saves (2-0 at CBJ); 10/11/03, Denis 25 saves (5-0 at CBJ)
NYR	0	None

HAT TRICKS

CBJ	0	None
NYR	1	12/3/02, Bure against Denis (3) (3-5 L at NYR)

PENALTY SHOTS

CBJ	0	None
NYR	1	1/14/02, Malhotra unsuccessful against Denis (2-2 T at NYR)




OTTAWA SENATORS

Canadian Tire Centre / 1000 Palladium Dr. / Ottawa, ON K2V 1A5
senators.nhl.com / p: 613.599.0250 / f: 613.599.5562



PAUL MACLEAN



ERIK KARLSSON

DIRECTORY

First Season: 1992-93
Home Ice: Canadian Tire Centre
Capacity: 19,153 (opened in 1996)
Playoff Appearances: 14 (most recent, 2012-13)
Stanley Cup Titles: None
Owner and Chairman: Eugene Melnyk
Executive VP & General Manager: Bryan Murray
Head Coach: Paul MacLean
Assistant Coaches:
Dave Cameron, Mark Reeds, Rick Wamsley
Public Relations Contact:
Brian Morris, 613.599.0289
Public Relations Fax: 613.599.5562
Press Box Phone: 613.591.5436

2012-13 SEASON

Record: 25-17-6, 56 pts.
Home: 15-6-3, 33 pts.
Away: 10-11-3, 23 pts.
Playoffs: Lost 4-1 (PIT) in CSF

LEADERS

Points: Kyle Turris, 29
Goals: Kyle Turris, 12
Assists: Sergei Gonchar, 24
+/-: Mika Zibanejad, Jakob Silfverberg and Patrick Wiercioch, 9
PIM: Chris Neil, 144
Def. Points: Sergei Gonchar, 24
Goaltending: Craig Anderson, 12-9-2, 1.69 GAA, .941 SV%, 3 SO

2011-12 RESULTS (0-1-0)

DATE	RESULT	ATTN	W/L GOALTENDERS	GWG GOAL
Oct. 22, 2011	at OTT 4, CBJ 3	18,867	Craig Anderson/Steve Mason	Milan Michalek

GOALS BY PERIOD	1ST	2ND	3RD	OT	TOTAL
Columbus	1	1	1	-	3
Ottawa	1	1	2	-	4

POWER PLAY	GOALS	ATTEMPTS	PCT
Columbus	1	4	25.0
Ottawa	2	2	100.0

COLUMBUS	GP	G	A	TP	+/-	PM	PP	SH	S	PCT
PROSPAL	1	0	2	2	0	0	0	0	0	0.0
RUSSELL	1	1	0	1	2	2	0	0	1	100.0
NASH	1	1	0	1	0	0	1	0	6	16.7
A. JOHNSON	1	1	0	1	1	0	0	0	1	100.0
JOHANSEN	1	0	1	1	1	0	0	0	2	0.0
BRASSARD	1	0	1	1	0	0	0	0	2	0.0
TYUTIN	1	0	1	1	-2	0	0	0	1	0.0
VERMETTE	1	0	1	1	1	0	0	0	0	0.0
PAHLSSON	1	0	0	0	-1	0	0	0	0	0.0
SAVARD	1	0	0	0	0	2	0	0	1	0.0

SHOTS BY PERIOD	1ST	2ND	3RD	OT	TOTAL
Columbus	8	7	6	-	21
Ottawa	6	6	15	-	27

PENALTY KILLING	KILLS	ATTEMPTS	PCT
Columbus	0	2	0.0
Ottawa	3	4	75.0

OTTAWA	GP	G	A	TP	+/-	PM	PP	SH	S	PCT
SPEZZA	1	1	2	3	-1	0	0	0	3	33.3
MICHALEK	1	1	1	2	-1	0	1	0	1	100.0
GONCHAR	1	0	2	2	1	0	0	0	1	0.0
KUBA	1	1	0	1	-1	0	1	0	2	50.0
SMITH	1	1	0	1	1	2	0	0	4	25.0
NEIL	1	0	1	1	1	10	0	0	3	0.0
KARLSSON	1	0	1	1	-1	0	0	0	4	0.0
CONDRA	1	0	1	1	1	0	0	0	1	0.0
KONOPKA	1	0	0	0	0	0	0	0	0	0.0
PHILLIPS	1	0	0	0	0	0	0	0	0	0.0

GOALTENDING

COLUMBUS	GP	MIN	GA	AVG	EN	SO	W	L	OTL	SA	SV%
MASON	1	60	4	4.00	0	0	0	1	0	27	.852

OTTAWA	GP	MIN	GA	AVG	EN	SO	W	L	OTL	SA	SV%
ANDERSON	1	59	3	3.04	0	0	1	0	0	21	.857

COLUMBUS VS. OTTAWA ALL-TIME

SEASON	W-L-T/O	HOME	AWAY	GF-GA	SF-SA	PP	PK	PIM
2000-01	0-0-2-0	0-0-1-0	0-0-1-0	5-5	52-53	2-of-11	8-of-11	35-27
2001-02	0-1-0-0	0-1-0-0	0-0-0-0	4-6	28-30	1-of-5	3-of-4	24-36
2002-03	0-1-0-0	0-0-0-0	0-1-0-0	2-5	39-30	0-of-2	3-of-3	8-6
2003-04	0-1-0-0	0-0-0-0	0-1-0-0	2-5	17-35	1-of-9	7-of-12	34-30
2005-06	DID NOT PLAY							
2006-07	1-0-0	1-0-0	0-0-0	6-2	31-33	5-of-11	6-of-7	21-38
2007-08	1-0-0	0-0-0	1-0-0	2-2	24-29	0-of-1	3-of-4	25-9
2008-09	1-0-0	1-0-0	0-0-0	1-0	26-17	0-of-6	5-of-5	15-39
2009-10	0-1-0	0-0-0	0-1-0	1-2	33-36	1-of-6	3-of-4	8-12
2010-11	1-0-0	1-0-0	0-0-0	4-3	38-23	0-of-4	3-of-3	13-15
2011-12	0-1-0	0-0-0	0-1-0	3-4	21-27	1-of-4	0-of-2	4-18
2012-13	DID NOT PLAY							
TOTAL	4-5-2	3-1-1	1-4-1	30-34	309-313	11-of-59	41-of-55	187-230

OVERALL

Current Streak:	0-1-0 since 10/22/11
Last Win:	12/31/10, 4-3 OT at CBJ
Last Regulation Loss:	10/22/11, 3-4 at OTT
Most Lopsided Win:	4, 12/10/06 (6-2 at CBJ)
Most Lopsided Loss:	3, 2x
Last Tie:	12/21/00, 3-3 at CBJ
Last OT Game:	12/31/10, 4-3 OTW at CBJ
OT Record (W-L-T):	2-0-2
Most Goals Scored:	6, 12/10/06 (6-2 W at CBJ)
Most Goals Allowed:	6, 2/6/02 (4-6 L at CBJ)
Most Goals, Both Teams:	10, 2/6/02 (4-6 L at CBJ)
Longest Win Streak:	3, 12/10/06 - 1/30/09
Longest Pts. Streak:	3, 12/10/06 - 1/30/09 (3-0-0)
Longest Pointless Streak:	3, 2/6/02 - 11/13/03
Longest Winless Streak:	5, 11/4/00 - 11/13/03 (0-3-2)

AT CBJ

Current Streak:	3-0-0 since 12/10/06
Last Win:	12/31/10, 4-3 OT
Last Regulation Loss:	2/6/02, 4-6
Most Lopsided Win:	4, 12/10/06 (6-2)
Most Lopsided Loss:	2, 2/6/02 (4-6)
Last Tie:	12/21/00, 3-3
Last OT Game:	12/31/10, 4-3 OTW
OT Record (W-L-T):	1-0-1
Most Goals Scored:	6, 12/10/06 (6-2 W)
Most Goals Allowed:	6, 2/6/02 (4-6 L)
Most Goals, Both Teams:	10, 2/6/02 (4-6 L)
Longest Win Streak:	3, 12/10/06 - current
Longest Pts. Streak:	3, 12/10/06 - current (3-0-0)
Longest Pointless Streak:	1, 2/6/02
Longest Winless Streak:	2, 12/21/00 - 2/6/02 (0-1-1)

AT OTT

Current Streak:	0-2-0 since 11/26/09
Last Win:	2/21/08, 3-2 SO
Last Regulation Loss:	10/22/11, 3-4
Most Lopsided Win:	1, 2/21/08 (3-2 SO)
Most Lopsided Loss:	3, 2x (11/13/03 most recent, 2-5)
Last Tie:	11/4/00, 2-2
Last OT Game:	2/21/08, 3-2 SOW
OT Record (W-L-T):	1-0-1
Most Goals Scored:	3, 2x (10/22/11 most recent, 3-4 L)
Most Goals Allowed:	5, 2x (11/13/03 most recent, 2-5 L)
Most Goals, Both Teams:	7, 3x (10/22/11 most recent, 3-4 L)
Longest Win Streak:	1, 2/21/08
Longest Pts. Streak:	1, 2x, 2/21/08 most recent (1-0-0)
Longest Pointless Streak:	2, 2x, 11/26/09 - current, most recent
Longest Winless Streak:	3, 11/4/00 - 11/13/03 (0-2-1)

ALL-TIME RESULTS

2000-01	(0-0-2-0)	2001-02	(0-1-0-0)	2002-03	(0-1-0-0)	2003-04	(0-1-0-0)	2005-06	(0-0-0)	2006-07	(1-0-0)
11/4	CBJ 2, at OTT 2 OT	2/6	OTT 6, at CBJ 4	11/23	at OTT 5, CBJ 2	11/13	at OTT 5, CBJ 2	DID NOT PLAY		12/10	at CBJ 6, OTT 2
12/21	at CBJ 3, OTT 3 OT										
2007-08	(1-0-0)	2008-09	(1-0-0)	2009-10	(0-1-0)	2010-11	(1-0-0)	2011-12	(0-1-0)	2012-13	(0-0-0)
2/21	CBJ 3, at OTT 2 SO	1/30	at CBJ 1, OTT 0	11/26	at OTT 2, CBJ 1	12/31	at CBJ 4, OTT 3 OT	10/22	at OTT 4, CBJ 3	DID NOT PLAY	

SHUTOUTS

CBJ	1	1/30/09, Mason 30 saves (1-0 at CBJ)
OTT	0	None

HAT TRICKS

CBJ	0	None
OTT	1	11/23/02, Hossa against Labbe (3) (3-5 L at OTT)

PENALTY SHOTS

CBJ	0	
OTT	1	12/10/06, Schaefer unsuccessful against Leclaire (6-2 W at CBJ)




PHILADELPHIA FLYERS

Wells Fargo Center / 3601 S. Broad St. / Philadelphia, PA 19148
flyers.nhl.com / p: 215.465.4500 / f: 215.218.7837



PETER LAVIOLETTE



CLAUDE GIROUX

DIRECTORY

First Season: 1967-68
Home Ice: Wells Fargo Center
Capacity: 19,537 (opened in 1996)
Playoff Appearances: 36 (most recent, 2011-12)
Stanley Cup Titles: 2 (most recent, 1975)
Chairman and Governor: Ed Snider
General Manager: Paul Holmgren
Head Coach: Peter Laviolette
Assistant Coaches: Craig Berube,
Joe Mullen, Kevin McCarthy
Public Relations Contact:
Zack Hill, 215.389.9437
Public Relations Fax: 215.218.7837
Press Box Phone: 215.336.3600 ext. 2115

2012-13 SEASON

Record: 23-22-3, 49 pts.
Home: 15-7-2, 32 pts.
Away: 8-15-1, 17 pts.
Playoffs: Did not qualify

LEADERS
Points: Claude Giroux, 48
Goals: Jakub Voracek, 22
Assists: Claude Giroux, 35
+/-: Ruslan Fedotenko, 8
PIM: Zac Rinaldo, 85
Def. Points: Kimmo Timonen, 29
Goaltending: Ilya Bryzgalov, 19-17-3, 2.79 GAA, .900 SV%, 1 SO

2011-12 RESULTS (0-1-0)

DATE	RESULT	ATTN	W/L GOALTENDERS	GWG GOAL
Nov. 5, 2011	at PHI 9, CBJ 2	19,784	Ilya Bryzgalov/Steve Mason	Max Talbot

GOALS BY PERIOD	1ST	2ND	3RD	OT	TOTAL
Columbus	0	0	2	-	2
Philadelphia	5	3	1	-	9

POWER PLAY	GOALS	ATTEMPTS	PCT
Columbus	0	2	0.0
Philadelphia	1	5	20.0

COLUMBUS	GP	G	A	TP	+/-	PM	PP	SH	S	PCT
DORSETT	1	1	0	1	1	7	0	0	3	33.3
CLITSOME	1	1	0	1	-2	0	0	0	3	33.3
PROSPAL	1	0	1	1	-1	0	0	0	3	0.0
NASH	1	0	1	1	-1	2	0	0	4	0.0
A. JOHNSON	1	0	1	1	1	0	0	0	2	0.0
MACKENZIE	1	0	0	0	1	0	0	0	2	0.0
PAHLSSON	1	0	0	0	0	0	0	0	1	0.0
JOHANSEN	1	0	0	0	-2	0	0	0	3	0.0
MOORE	1	0	0	0	-2	0	0	0	1	0.0
ATKINSON	1	0	0	0	-2	0	0	0	2	0.0

SHOTS BY PERIOD	1ST	2ND	3RD	OT	TOTAL
Columbus	8	6	21	-	35
Philadelphia	17	10	6	-	33

PENALTY KILLING	KILLS	ATTEMPTS	PCT
Columbus	4	5	80.0
Philadelphia	2	2	100.0

PHILADELPHIA	GP	G	A	TP	+/-	PM	PP	SH	S	PCT
VORACEK	1	1	2	3	2	0	0	0	3	33.3
VAN RIEMSDYK	1	1	2	3	2	2	0	0	4	25.0
COUTURIER	1	2	0	2	2	0	0	1	2	100.0
JAGR	1	1	1	2	1	0	1	0	2	50.0
GIROUX	1	1	1	2	1	0	0	0	1	100.0
TALBOT	1	1	1	2	1	0	0	0	2	50.0
BRIERE	1	0	2	2	2	0	0	0	2	0.0
SIMMONDS	1	1	0	1	1	5	0	0	1	100.0
CARLE	1	1	0	1	5	2	0	0	1	100.0
TIMONEN	1	0	1	1	0	0	0	0	0	0.0

GOALTENDING

COLUMBUS	GP	MIN	GA	AVG	EN	SO	W	L	OTL	SA	SV%
MASON	1	53	7	7.90	0	0	0	1	0	28	.750
YORK	1	6	2	20.00	0	0	0	0	0	5	.600

PHILADELPHIA	GP	MIN	GA	AVG	EN	SO	W	L	OTL	SA	SV%
BRYZGALOV	1	59	2	2.00	0	0	1	0	0	35	.943

COLUMBUS VS. PHILADELPHIA ALL-TIME

SEASON	W-L-T/O	HOME	AWAY	GF-GA	SF-SA	PP	PK	PIM
2000-01	0-1-0-0	0-1-0-0	0-0-0-0	3-4	26-31	1-of-2	2-of-2	9-9
2001-02	0-0-2-0	0-0-1-0	0-0-1-0	5-5	48-72	2-of-8	10-of-11	34-26
2002-03	0-1-0-0	0-0-0-0	0-1-0-0	0-4	10-29	0-of-3	7-of-7	21-13
2003-04	0-0-1-0	0-0-1-0	0-0-0-0	1-1	20-41	0-of-2	5-of-5	8-4
2005-06	0-1-0	0-1-0	0-0-0	1-3	24-31	1-of-8	5-of-5	12-16
2006-07	0-1-0	0-0-0	0-1-0	2-3	41-22	1-of-6	4-of-5	10-12
2007-08	DID NOT PLAY							
2008-09	1-0-0	1-0-0	0-0-0	3-0	33-20	1-of-6	3-of-3	15-21
2009-10	0-1-0	0-0-0	0-1-0	3-5	28-37	2-of-3	4-of-5	15-11
2010-11	1-0-0	1-0-0	0-0-0	2-1	25-29	1-of-4	2-of-2	6-22
2011-12	0-1-0	0-0-0	0-1-0	2-9	35-33	0-of-2	4-of-5	27-23
2012-13	DID NOT PLAY							
TOTAL	2-6-3	2-2-2	0-4-1	22-35	290-345	9-of-44	46-of-50	157-157

OVERALL

Current Streak:	0-1-0 since 11/5/11
Last Win:	10/25/10, 2-1 at CBJ
Last Regulation Loss:	11/5/11, 2-9 at PHI
Most Lopsided Win:	3, 12/27/08 (3-0 at CBJ)
Most Lopsided Loss:	7, 11/5/11 (2-9 at PHI)
Last Tie:	12/10/03, 1-1 at CBJ
Last OT Game:	12/10/03, 1-1 T at CBJ
OT Record (W-L-T):	0-0-3
Most Goals Scored:	3, 4x
Most Goals Allowed:	9, 11/5/11 (2-9 L at PHI)
Most Goals, Both Teams:	11, 11/5/11 (2-9 L at PHI)
Longest Win Streak:	1, 2x, 10/25/10
Longest Pts. Streak:	2, 10/6/01 - 10/8/01 (0-0-2)
Longest Pointless Streak:	2, 12/13/05 - 11/24/06
Longest Winless Streak:	7, 11/29/00 - 11/24/06 (0-4-3)

AT CBJ

0-0-0 since 12/27/08
10/25/10, 2-1
12/13/05, 1-3
3, 12/27/08 (3-0)
2, 12/13/05 (1-3)
12/10/03, 1-1
12/10/03, 1-1 T
0-0-2
3, 2x (12/27/08 most recent, 3-0 W)
4, 11/29/00 (3-4 L)
7, 11/29/00 (3-4 L)
2, 12/27/08 - current, most recent
2, 12/27/08 - current (2-0-0)
1, 2x, 12/13/05 most recent
4, 11/29/00 - 12/13/05 (0-2-2)

AT PHI

0-4-1 since 10/6/01
None
11/5/11, 2-9
None
7, 11/5/11 (2-9)
10/6/01, 3-3
10/6/01, 3-3 T
0-0-1
3, 2x (11/19/10 most recent, 3-5 L)
9, 11/5/11 (2-9 L)
11, 11/5/11 (2-9 L)
None
1, 10/6/01 (0-0-1)
4, 4/1/03 - current
5, 10/6/01 - current (0-4-1)

ALL-TIME RESULTS

2000-01	(0-1-0-0)	2001-02	(0-0-2-0)	2002-03	(0-1-0-0)	2003-04	(0-0-1-0)	2005-06	(0-1-0)	2006-07	(0-1-0)
11/29	PHI 4, at CBJ 3	10/6	CBJ 3, at PHI 3 OT	4/1	at PHI 4, CBJ 0	12/10	at CBJ 1, PHI 1 OT	12/13	PHI 3, at CBJ 1	11/24	at PHI 3, CBJ 2
		10/8	at CBJ 2, PHI 2 OT								
2007-08	(0-0-0)	2008-09	(1-0-0)	2009-10	(0-1-0)	2010-11	(1-0-0)	2011-12	(0-1-0)	2012-13	(0-0-0)
DID NOT PLAY		12/27	at CBJ 3, PHI 0	1/19	at PHI 5, CBJ 3	10/25	at CBJ 2, PHI 1	11/5	at PHI 9, CBJ 2	DID NOT PLAY	

SHUTOUTS

CBJ	1	12/27/08, Mason 20 saves (3-0 at CBJ)
PHI	1	4/1/03, Cechmanek 10 saves (0-4 at PHI)

HAT TRICKS

CBJ	0	None
PHI	0	None

PENALTY SHOTS

CBJ	0	None
PHI	0	None



PHOENIX COYOTES

Jobing.com Arena / 6751 N. Sunset Blvd. / Glendale, AZ 85305
coyotes.nhl.com / p:623.772.3200 / f: 623.872.2000



DAVE TIPPETT



SHANE DOAN

DIRECTORY

First Season: 1979-80
(Relocated from Winnipeg in 1996)
Home Ice: Jobing.com Arena
Capacity: 17,125 (opened in 2003)
Playoff Appearances: 19 (most recent, 2011-12)
Stanley Cup Titles: None
Executive VP & General Manager: Don Maloney
Head Coach: Dave Tippett
Associate Coach: Jim Playfair
Assistant Coach: Newell Brown
Public Relations Contact:
Richard Nairn, 623.772.3249
Public Relations Fax: 623.772.2122
Press Box Phone: 623.772.3598

2012-13 SEASON

Record: 21-18-9, 51 pts.
Home: 14-8-2, 30 pts.
Away: 7-10-7, 21 pts.
Playoffs: Did not qualify

LEADERS

Points: Keith Yandle, 30
Goals: Shane Doan and Antoine Vermette, 13
Assists: Oliver Ekman-Larsson, 21
+/-: David Schlemko, 8
PIM: Keith Yandle, 54
Def. Points: Keith Yandle, 30
Goaltending: Mike Smith,
15-12-5, 2.58 GAA, .910 SV%, 5 SO

2012-13 RESULTS (1-2-0)

DATE	RESULT	ATTN	W/L GOALTENDERS	GWG GOAL
Jan 23, 2013	at PHX 5, CBJ 1	8,355	Jason LaBarbera/Steve Mason	Oliver Ekman-Larsson
Feb 16, 2013	at PHX 5, CBJ 3	15,425	Mike Smith/Steve Mason	Martin Hanzal
Mar 16, 2013	at CBJ 1, PHX 0 SO	14,231	Sergei Bobrovsky/Mike Smith	Artem Anisimov

GOALS BY PERIOD	1ST	2ND	3RD	OT	TOTAL
Columbus	2	2	0	0	4
Phoenix	3	2	5	0	10

SHOTS BY PERIOD	1ST	2ND	3RD	OT	TOTAL
Columbus	24	25	19	1	69
Phoenix	36	39	39	2	116

POWER PLAY	GOALS	ATTEMPTS	PCT
Columbus	0	8	0.0
Phoenix	2	14	14.3

PENALTY KILLING	KILLS	ATTEMPTS	PCT
Columbus	12	14	85.7
Phoenix	8	8	100.0

COLUMBUS	GP	G	A	TP	+/-	PM	PP	SH	S	PCT
BOLL	3	1	1	2	2	5	0	0	2	50.0
BRASSARD	3	0	2	2	-2	2	0	0	5	0.0
TYUTIN	3	1	0	1	-3	4	0	0	3	33.3
MACKENZIE	1	1	0	1	1	7	0	0	1	100.0
CALVERT	3	1	0	1	0	0	0	0	9	11.1
PROSPAL	3	0	1	1	-1	2	0	0	7	0.0
AUCOIN	2	0	1	1	0	0	0	0	2	0.0
DORSETT	2	0	1	1	-3	8	0	0	3	0.0
JOHNSON	3	0	1	1	-2	2	0	0	4	0.0
NIKITIN	3	0	0	0	-2	0	0	0	2	0.0

PHOENIX	GP	G	A	TP	+/-	PM	PP	SH	S	PCT
SULLIVAN	3	3	2	5	1	0	1	0	5	60.0
HANZAL	2	2	1	3	1	2	1	0	7	28.6
EKMAN-LARSSON	3	2	1	3	4	4	0	0	13	15.4
VERMETTE	3	0	3	3	2	0	0	0	6	0.0
BOEDKER	3	0	3	3	1	2	0	0	8	0.0
YANDLE	3	0	3	3	3	0	0	0	16	0.0
MOSS	3	1	1	2	2	2	0	0	4	25.0
VRBATA	2	1	0	1	1	0	0	0	8	12.5
CHIPCHURA	2	1	0	1	0	0	0	0	1	100.0
LOMBARDI	2	0	1	1	1	2	0	0	4	0.0

GOALTENDING

COLUMBUS	GP	MIN	GA	AVG	EN	SO	W	L	OTL	SA	SV%
BOBROVSKY	1	64	0	.00	0	1	1	0	0	39	.000
MASON	2	119	9	4.51	1	0	0	2	0	76	.882

PHOENIX	GP	MIN	GA	AVG	EN	SO	W	L	OTL	SA	SV%
SMITH	3	136	3	1.32	0	2	1	0	1	47	.936
LABARBERA	1	49	1	1.22	0	0	1	0	0	22	.955

COLUMBUS VS. PHOENIX ALL-TIME

SEASON	W-L-T/O	HOME	AWAY	GF-GA	SF-SA	PP	PK	PIM
2000-01	2-1-1-0	2-0-0-0	0-1-1-0	10-7	132-125	3-of-25	11-of-13	48-80
2001-02	1-3-0-0	1-1-0-0	0-2-0-0	7-9	108-101	2-of-21	8-of-8	42-66
2002-03	1-2-1-0	1-1-0-0	0-1-1-0	9-12	95-135	3-of-26	22-of-27	94-112
2003-04	0-2-2-0	0-1-1-0	0-1-1-0	8-10	112-120	1-of-19	15-of-18	67-68
2005-06	2-2-0	1-1-0	1-1-0	13-16	102-136	5-of-21	23-of-28	64-48
2006-07	2-1-1	1-1-0	1-0-1	13-11	109-115	4-of-27	26-of-30	82-106
2007-08	3-1-0	1-1-0	2-0-0	11-8	122-122	2-of-11	19-of-23	62-46
2008-09	0-4-0	0-2-0	0-2-0	5-13	135-109	2-of-18	18-of-21	68-72
2009-10	1-2-1	0-1-1	1-1-0	6-10	117-109	2-of-16	18-of-22	95-61
2010-11	1-3-0	1-1-0	0-2-0	10-14	130-112	5-of-18	16-of-17	52-54
2011-12	3-1-0	2-0-0	1-1-0	12-9	139-129	0-of-15	10-of-11	34-42
2012-13	1-2-0	1-0-0	0-2-0	4-10	69-116	0-of-8	12-of-14	40-28
TOTAL	17-24-6	11-10-2	6-14-4	108-129	1370-1429	29-of-225	198-of-232	748-783

OVERALL

Current Streak:	1-0-0 since 3/16/13
Last Win:	3/16/13, 1-0 SOW at CBJ
Last Regulation Loss:	2/16/13, 3-5 at CBJ
Most Lopsided Win:	4, 10/9/06 (5-1 at CBJ)
Most Lopsided Loss:	4, 2x, 1/23/13, 1-5 at PHX
Last Tie:	2/2/04, 3-3 at PHX
Last OT Game:	3/16/13, 1-0 SOW at CBJ
OT Record (W-L-T):	1-2-4
Most Goals Scored:	5, 6x
Most Goals Allowed:	5, 8x
Most Goals, Both Teams:	9, 2x
Longest Win Streak:	3, 2x, 1/13/12 - 3/6/12
Longest Pts. Streak:	3, 2x, 1/13/12 - 3/6/12 (3-0-0)
Longest Pointless Streak:	4, 2x, 10/11/08 - 12/20/09
Longest Winless Streak:	6, 2/18/03 - 11/20/05 (0-4-2)

AT CBJ

4-0-0 since 2/25/11
3/16/13, 1-0 SO
1/11/11, 3-4
4, 10/9/06 (5-1)
3, 4x (10/28/09 most recent, 1-4)
11/16/03, 2-2
3/16/13, 1-0 SOW
1-1-1
5, 4x (2/25/11 most recent, 5-3)
5, 2x (11/12/08 most recent, 2-5)
9, 3/9/06 (5-4 W)
4, 2/25/11 - current
4, 2/25/11 - current (4-0-0)
4, 1/29/08 - 10/28/09
6, 1/29/08 - 1/11/11 (0-5-1)

AT PHX

0-3-0 since 4/3/12
3/3/12, 5-2
2/16/13, 3-5
3, 2x (3/3/12 most recent, 5-2)
4, 11/20/05, 1-5
2/2/04, 3-3 at PHX
12/14/06, 4-5 SOL
0-1-3
5, 2x (3/3/12 most recent, 5-2)
5, 4x (12/21/09 most recent, 2-5)
9, 12/14/06 (4-5 SOL)
3, 3/3/07 - 2/7/08
5, 1/8/06 - 2/7/08 (0-4-1)
3, 3x, 4/3/12 - current, most recent
9, 12/10/00 - 11/20/05 (0-6-3)

ALL-TIME RESULTS

2000-01	(2-1-1-0)	2001-02	(1-3-0-0)	2002-03	(1-2-1-0)	2003-04	(0-2-2-0)	2005-06	(2-2-0)	2006-07	(2-1-1)
11/11	at CBJ 2, PHX 1	11/27	at CBJ 3, PHX 0	10/14	PHX 4, at CBJ 2	11/16	at CBJ 2, PHX 2 OT	11/20	at PHX 5, CBJ 1	10/9	at CBJ 5, PHX 1
12/10	CBJ 1, at PHX 1 OT	12/17	at PHX 4, CBJ 1	12/9	CBJ 3, at PHX 3 OT	12/23	PHX 2, at CBJ 1	1/8	CBJ 5, at PHX 2	12/14	at PHX 5, CBJ 4 SO
2/21	at PHX 3, CBJ 2	1/26	PHX 3, at CBJ 2	1/4	at CBJ 2, PHX 0	2/2	CBJ 3, at PHX 3 OT	3/9	at CBJ 5, PHX 4	2/6	PHX 3, at CBJ 0
2/28	at CBJ 5, PHX 2	3/3	at PHX 2, CBJ 1	2/18	at PHX 5, CBJ 2	2/20	at PHX 3, CBJ 2	3/21	PHX 5, at CBJ 2	3/3	CBJ 4, at PHX 3
2007-08	(3-1-0)	2008-09	(0-4-0)	2009-10	(1-2-1)	2010-11	(1-3-0)	2011-12	(3-1-0)	2012-13	(1-2-0)
10/10	at CBJ 3, PHX 0	10/11	at PHX 3, CBJ 1	10/10	CBJ 2, at PHX 0	1/4	at PHX 4, CBJ 2	1/13	at CBJ 4, PHX 3	1/23	at PHX 5, CBJ 1
1/17	CBJ 4, at PHX 3	11/12	PHX 5, at CBJ 2	10/28	PHX 4, at CBJ 1	1/11	PHX 4, at CBJ 3	3/3	CBJ 5, at PHX 2	2/16	at PHX 5, CBJ 3
1/29	PHX 4, at CBJ 2	11/26	PHX 3, at CBJ 2	12/17	PHX 2, at CBJ 1 SO	2/25	at CBJ 5, PHX 3	3/6	at CBJ 3, PHX 2	3/16	at CBJ 1, PHX 0 SO
2/7	CBJ 2, at PHX 1	12/20	at PHX 2, CBJ 0	12/21	at PHX 5, CBJ 2	3/24	at PHX 3, CBJ 0	4/3	at PHX 2, CBJ 0		

SHUTOUTS

CBJ	5	11/27/01, Tugnutt 26 saves (3-0 at CBJ); 1/4/03, Denis 23 saves (2-0 at CBJ); 10/10/07, Leclaire 32 saves (3-0 at CBJ); 10/10/09, Garon 36 saves (2-0 at PHX); 3/16/13, Bobrovsky 39 saves (1-0 SOW at CBJ)
PHX	5	2/6/07, Joseph 28 saves (0-3 at CBJ); 12/20/08, Bryzgalov 33 saves (0-2 at PHX); 3/24/11, Bryzgalov 28 saves (0-3 at PHX); 4/3/12, Smith 54 saves (0-3 at PHX); 3/16/13, Smith 23 saves (0-1 SOL at CBJ)

HAT TRICKS

CBJ	2	1/8/06, Berard against Jospheh (3) (5-2 W at PHX); 2/25/11, Calvert against Bryzgalov (3) (5-3 W at CBJ)
PHX	1	1/23/13, Sullivan against Mason (1-5 L at PHX)

PENALTY SHOTS

CBJ	2	2/2/04, Vyborny goal against Boucher (3-3 T at PHX); 2/25/11, Umberger unsuccessful against Bryzgalov (5-3 W at CBJ)
PHX	1	2/28/01, Roenick unsuccessful against Denis (5-2 W at CBJ)




PITTSBURGH PENGUINS

CONSOL Energy Center / 1001 Fifth Ave. / Pittsburgh, PA 15219
penguins.nhl.com / p: 412.642.1300 / f: 412.255.1980



DAN BYLSMA



SIDNEY CROSBY

DIRECTORY

First Season: 1967-68
Home Ice: CONSOL Energy Center
Capacity: 18,387 (opened in 2010)
Playoff Appearances: 28 (most recent, 2012-13)
Stanley Cup Titles: 3 (most recent, 2009)
Co-Owner and Chairman: Mario Lemieux
Executive VP and General Manager: Ray Shero
Head Coach: Dan Bylsma
Assistant Coaches: Tony Granato, Todd Reirden
Public Relations Contact:
Jennifer Bullano, 412.255.1777
Public Relations Fax: 412.255.1988
Press Box Phone: 412.255.1826

2012-13 SEASON

Record: 36-12-0, 72 pts.
Home: 18-6-0, 36 pts.
Away: 18-6-0, 36 pts.
Playoffs: Lost 4-0 (BOS) in CF

LEADERS

Points: Sidney Crosby, 56
Goals: Chris Kunitz, 22
Assists: Sidney Crosby, 41
+/-: Pascal Dupuis, 31
PIM: Tanner Glass, 62
Def. Points: Kris Letang, 38
Goaltending: Marc-Andre Fleury, 23-8-0, 2.39 GAA, .916 SV%, 1 SO

2011-12 RESULTS (0-1-0)

DATE	RESULT	ATTN	W/L GOALTENDERS	GWG GOAL
Feb. 26, 2012	at PIT 4, CBJ 2	18,602	Brad Thiessen/Curtis Sanford	Kris Letang

GOALS BY PERIOD	1ST	2ND	3RD	OT	TOTAL
Columbus	0	1	1	-	2
Pittsburgh	0	1	3	-	4

POWER PLAY	GOALS	ATTEMPTS	PCT
Columbus	0	2	0.0
Pittsburgh	2	5	40.0

PENALTY KILLING	KILLS	ATTEMPTS	PCT
Columbus	3	5	60.0
Pittsburgh	2	2	100.0

COLUMBUS	GP	G	A	TP	+/-	PM	PP	SH	S	PCT
PROSPAL	1	1	0	1	0	0	0	0	4	25.0
NASH	1	1	0	1	0	0	0	1	4	25.0
ATKINSON	1	0	1	1	0	0	0	0	3	0.0
NIKITIN	1	0	1	1	1	0	0	0	1	0.0
MOORE	1	0	0	0	0	0	0	0	0	0.0
GILLIES	1	0	0	0	0	0	0	0	0	0.0
LETESTU	1	0	0	0	0	0	0	0	0	0.0
BRASSARD	1	0	0	0	-1	2	0	0	1	0.0
DORSETT	1	0	0	0	0	2	0	0	1	0.0
RUSSELL	1	0	0	0	0	0	0	0	0	0.0

PITTSBURGH	GP	G	A	TP	+/-	PM	PP	SH	S	PCT
COOKE	1	0	2	2	0	0	0	0	2	0.0
SULLIVAN	1	0	2	2	0	0	0	0	2	0.0
VITALE	1	1	0	1	0	0	0	0	3	33.3
LETANG	1	1	0	1	-2	0	1	0	5	20.0
MALKIN	1	1	0	1	-1	0	1	0	7	14.3
DUPUIS	1	1	0	1	1	2	0	0	4	25.0
PARK	1	0	1	1	0	0	0	0	1	0.0
TANGRADI	1	0	1	1	0	0	0	0	0	0.0
STAAL	1	0	1	1	1	0	0	0	5	0.0
NEAL	1	0	1	1	-1	0	0	0	2	0.0

GOALTENDING

COLUMBUS	GP	MIN	GA	AVG	EN	SO	W	L	OTL	SA	SV%
SANFORD	1	58	4	4.11	0	0	0	1	0	40	.900

PITTSBURGH	GP	MIN	GA	AVG	EN	SO	W	L	OTL	SA	SV%
THIESSEN	1	59	2	2.01	0	0	1	0	0	24	.917

COLUMBUS VS. PITTSBURGH ALL-TIME

SEASON	W-L-T/O	HOME	AWAY	GF-GA	SF-SA	PP	PK	PIM
2000-01	0-1-0-1	0-0-0-1	0-1-0-0	4-8	71-63	1-of-12	8-of-11	49-51
2001-02	1-0-0-1	0-0-0-1	1-0-0-0	7-6	44-69	1-of-7	4-of-6	26-28
2002-03	1-0-0-0	1-0-0-0	0-0-0-0	5-2	34-32	3-of-8	5-of-6	12-16
2003-04	0-1-0-0	0-0-0-0	0-1-0-0	3-5	26-25	1-of-4	3-of-5	15-13
2005-06	1-0-0	1-0-0	0-0-0	6-1	32-29	2-of-6	8-of-8	64-84
2006-07	0-1-0	0-0-0	0-1-0	3-5	39-34	2-of-11	6-of-9	27-41
2007-08	DID NOT PLAY							
2008-09	1-1-0	1-0-0	0-1-0	4-7	62-66	1-of-11	3-of-5	20-32
2009-10	0-0-1	0-0-1	0-0-0	3-3	32-32	1-of-7	5-of-5	12-16
2010-11	1-1-0	0-1-0	1-0-0	6-8	48-68	1-of-7	2-of-6	36-39
2011-12	0-1-0	0-0-0	0-1-0	2-4	24-40	0-of-2	3-of-5	10-4
2012-13	DID NOT PLAY							
TOTAL	5-6-3	3-1-3	2-5-0	43-49	412-458	13-of-75	47-of-66	271-324

OVERALL

Current Streak: 0-1-0 since 2/26/12
 Last Win: 2/8/11, 4-1 at PIT
 Last Regulation Loss: 2/26/12, 2-4 at PIT
 Most Lopsided Win: 5, 1/11/06 (6-1 at CBJ)
 Most Lopsided Loss: 5, 12/4/10 (2-7 at CBJ)
 Last Tie: None
 Last OT Game: 10/30/09, 3-4 SOL at CBJ
 OT Record (W-L-T): 1-3-0
 Most Goals Scored: 6, 1/11/06 (6-1 W at CBJ)
 Most Goals Allowed: 7, 12/4/10 (2-7 L at CBJ)
 Most Goals, Both Teams: 9, 12/4/10 (2-7 L at CBJ)
 Longest Win Streak: 2, 3/11/02 - 12/31/02
 Longest Pts. Streak: 4, 2/17/01 - 12/31/02 (2-0-2)
 Longest Pointless Streak: 2, 10/21/06 - 2/6/09
 Longest Winless Streak: 3, 10/21/00 - 2/28/02 (0-1-2)

AT CBJ

0-1-1 since 10/30/09
 3/12/09, 4-3 SOW
 12/4/10, 2-7
 5, 1/11/06 (6-1)
 5, 12/4/10 (2-7)
 None
 10/30/09, 3-4 SOL
 1-3-0
 6, 1/11/06 (6-1 W)
 7, 12/4/10 (2-7 L)
 9, 12/4/10 (2-7 L)
 3, 12/31/02 - 3/12/09
 6, 2/17/01 - 3/12/09 (3-0-3)
 1, 12/4/10
 2, 2x, 10/30/09 - 12/4/10 (0-1-1)

AT PIT

0-1-0 since 2/26/12
 2/8/11, 4-1
 2/26/12, 2-4
 3, 2/8/11 (4-1)
 3, 2x (2/6/09 most recent, 1-4)
 None
 None
 0-0-0
 4, 2x (2/8/11, 4-1 W)
 5, 3x (10/21/06 most recent, 3-5 L)
 8, 2x (10/21/06 most recent, 3-5 L)
 1, 2x, 2/8/11 most recent
 1, 2x, 2/8/11 most recent (1-0-0)
 3, 12/13/03 - 2/6/09
 3, 12/13/03 - 2/6/09 (0-3-0)

ALL-TIME RESULTS

2000-01	(0-1-0-1)	2001-02	(1-0-0-1)	2002-03	(1-0-0-0)	2003-04	(1-0-0-0)	2005-06	(1-0-0)	2006-07	(0-1-0)
10/21	at PIT 5, CBJ 2	2/28	PIT 4, at CBJ 3 OT	12/31	at CBJ 5, PIT 2	12/13	at PIT 5, CBJ 3	1/11	at CBJ 6, PIT 1	10/21	at PIT 5, CBJ 3
2/17	PIT 3, at CBJ 2 OT	3/11	CBJ 4, at PIT 2								
2007-08	(0-0-0)	2008-09	(1-1-0)	2009-10	(0-0-1)	2010-11	(1-1-0)	2011-12	(0-1-0)	2012-13	(0-0-0)
DID NOT PLAY		2/6	at PIT 4, CBJ 1	10/30	PIT 4, at CBJ 3 SO	12/4	PIT 7, at CBJ 2	2/26	at PIT 4, CBJ 2	DID NOT PLAY	
		3/12	at CBJ 4, PIT 3 SO			2/8	CBJ 4, at PIT 1				

SHUTOUTS

CBJ	0	None
PIT	0	None

HAT TRICKS

CBJ	0	None
PIT	0	None

PENALTY SHOTS

CBJ	0	None
PIT	1	10/21/06, Staal goal against Norrena (3-5 L at PIT)



ST. LOUIS BLUES

Scottrade Center / 1401 Clark Ave. at Brett Hull Way / St. Louis, MO 63103
blues.nhl.com / p: 314.622.2500 / f: 314.622.2582



KEN HITCHCOCK



DAVID BACKES

DIRECTORY

First Season: 1967-68
Home Ice: Scottrade Center
Capacity: 19,150 (opened in 1994)
Playoff Appearances: 36 (most recent, 2012-13)
Stanley Cup Titles: None
Chairman and Governor: Tom Stillman
Executive VP & General Manager: Doug Armstrong
Head Coach: Ken Hitchcock
Associate Coach: Brad Shaw
Assistant Coaches: Gary Agnew, Ray Bennett
Public Relations Contact:
Mike Caruso, 314.622.2577
Public Relations Fax: 314.622.2533
Press Box Phone: 314.589.5300

2012-13 SEASON

Record: 29-17-2, 60 pts.
Home: 15-8-1, 31 pts.
Away: 14-9-1, 29 pts.
Playoffs: Lost 4-2 (LA) in CQF

LEADERS

Points: Chris Stewart, 36
Goals: Chris Stewart, 18
Assists: David Backes, 22
+/-: Barrett Jackman and Kris Russell, 6
PIM: Ryan Reaves, 79
Def. Points: Alex Pietrangelo, 24
Goaltending: Brian Elliot,
14-8-1, 2.28 GAA, .907 SV%, 3 SO

2012-13 RESULTS (1-3-0)

DATE	RESULT	ATTN	W/L GOALTENDERS	GWG GOAL
Jan 31, 2013	STL 4, at CBJ 1	11,155	Brian Elliott/Sergei Bobrovsky	Patrik Berglund
Feb 23, 2013	at STL 2, CBJ 1	19,457	Jaroslav Halak/Sergei Bobrovsky	David Perron
Apr 5, 2013	at STL 3, CBJ 1	19,224	Jake Allen/Sergei Bobrovsky	David Backes
Apr 12, 2013	at CBJ 3, STL 1	17,007	Sergei Bobrovsky/Jake Allen	Artem Anisimov

GOALS BY PERIOD	1ST	2ND	3RD	OT	TOTAL	SHOTS BY PERIOD	1ST	2ND	3RD	OT	TOTAL
Columbus	1	5	1	-	7	Columbus	31	37	23	-	91
St. Louis	5	2	3	-	10	St. Louis	36	44	19	-	99

POWER PLAY	GOALS	ATTEMPTS	PCT	PENALTY KILLING	KILLS	ATTEMPTS	PCT
Columbus	1	1	9.1	Columbus	13	16	81.2
St. Louis	3	16	18.8	St. Louis	10	11	90.9

COLUMBUS	GP	G	A	TP	+/-	PM	PP	SH	S	PCT	ST. LOUIS	GP	G	A	TP	+/-	PM	PP	SH	S	PCT
WISNIEWSKI	4	0	3	3	-1	2	0	0	5	0.0	BACKES	4	2	2	4	2	0	1	0	7	28.6
ANISIMOV	3	2	0	2	0	2	0	0	7	28.6	STEEN	4	0	3	3	2	2	0	0	10	0.0
ATKINSON	3	1	1	2	0	2	0	0	8	12.5	BERGLUND	4	2	0	2	-1	0	1	1	8	25.0
CALVERT	3	1	1	2	-1	4	0	1	2	50.0	STEWART	4	2	0	2	-2	11	1	0	9	22.2
GABORIK	2	1	1	2	1	0	0	0	5	20.0	SHATTENKIRK	4	1	1	2	0	6	0	0	6	16.7
DUBINSKY	3	0	2	2	-2	10	0	0	2	0.0	BOUWMEESTER	2	0	2	2	1	0	0	0	3	0.0
PROSPAL	4	0	2	2	0	8	0	0	2	0.0	PIETRANGELO	4	0	2	2	3	0	0	0	3	0.0
JOHANSEN	3	1	0	1	1	0	0	0	8	12.5	SOBOTKA	4	0	2	2	-1	0	0	0	6	0.0
BRASSARD	2	1	0	1	-1	0	1	0	4	25.0	OSHIE	2	0	2	2	1	0	0	0	3	0.0
AUCOIN	3	0	1	1	0	0	0	0	0	0.0	JACKMAN	4	1	0	1	0	11	0	0	2	50.0

GOALTENDING

COLUMBUS	GP	MIN	GA	AVG	EN	SO	W	L	OTL	SA	SV%	ST. LOUIS	GP	MIN	GA	AVG	EN	SO	W	L	OTL	SA	SV%
BOBROVSKY	4	191	8	2.51	1	0	1	3	0	84	.905	ELLIOTT	1	60	1	1.00	0	0	1	0	0	25	.960
MASON	1	45	0	.00	1	1	0	0	0	13	.000	HALAK	1	60	1	1.00	0	0	1	0	0	20	.950
												ALLEN	2	120	5	2.50	0	0	1	1	0	46	.891

COLUMBUS VS. ST. LOUIS ALL-TIME

SEASON	W-L-T/O	HOME	AWAY	GF-GA	SF-SA	PP	PK	PIM
2000-01	1-2-2-0	1-0-1-0	0-2-1-0	7-14	110-172	3-of-24	20-of-24	63-63
2001-02	1-3-1-0	1-1-1-0	0-2-0-0	12-16	108-161	3-of-24	13-of-16	54-72
2002-03	2-3-0-0	1-1-0-0	1-2-0-0	12-22	127-159	5-of-26	21-of-28	97-93
2003-04	1-3-0-2	1-1-0-1	0-2-0-1	14-19	162-190	6-of-30	18-of-25	74-84
2005-06	5-2-1	3-1-0	2-1-1	21-19	220-251	5-of-38	48-of-55	190-138
2006-07	4-1-3	1-1-2	3-0-1	29-19	211-211	9-of-37	38-of-45	127-127
2007-08	3-5-0	3-1-0	0-4-0	17-25	218-213	4-of-31	26-of-34	165-153
2008-09	1-4-1	1-2-0	0-2-1	14-23	150-153	3-of-20	27-of-35	105-80
2009-10	3-2-1	2-1-0	1-1-1	15-17	156-181	4-of-30	17-of-25	95-94
2010-11	2-2-2	1-1-1	1-1-1	22-21	167-170	4-of-26	8-of-15	128-166
2011-12	2-4-0	1-2-0	1-2-0	14-17	178-186	4-of-32	19-of-22	104-146
2012-13	1-3-0	1-1-0	0-2-0	7-10	91-99	1-of-11	13-of-16	82-74
TOTAL	26-34-13	17-13-6	9-21-7	184-222	1898-2146	51-of-329	268-of-340	1284-1290

OVERALL

Current Streak:	1-0-0 since 4/12/13
Last Win:	4/12/13, 3-1 at CBJ
Last Regulation Loss:	4/5/13, 1-3 at STL
Most Lopsided Win:	7, 11/10/10 (8-1 at CBJ)
Most Lopsided Loss:	6, 10/17/02 (1-7 at STL)
Last Tie:	10/4/01, 3-3 at CBJ
Last OT Game:	3/9/11, 3-4 OTL at CBJ
OT Record (W-L-T):	3-10-3
Most Goals Scored:	8, 11/10/10 (8-1 W at CBJ)
Most Goals Allowed:	7, 10/17/02 (1-7 L at STL)
Most Goals, Both Teams:	10, 2x
Longest Win Streak:	4, 3/25/07 - 11/4/07
Longest Pts. Streak:	8, 1/20/06 - 1/9/07 (5-0-3)
Longest Pointless Streak:	5, 2/17/08 - 2/3/09
Longest Winless Streak:	6, 12/28/02 - 1/15/04 (0-4-2)

AT CBJ

Current Streak:	1-0-0 since 4/12/13
Last Win:	4/12/13, 3-1
Last Regulation Loss:	1/31/13, 1-4
Most Lopsided Win:	7, 11/10/10 (8-1)
Most Lopsided Loss:	5, 2x (4/3/11 most recent, 1-6)
Last Tie:	10/4/01, 3-3
Last OT Game:	3/9/11, 3-4 OTL
OT Record (W-L-T):	2-4-2
Most Goals Scored:	8, 11/10/10 (8-1 W)
Most Goals Allowed:	6, 2x (4/3/11 most recent, 1-6 L)
Most Goals, Both Teams:	10, 1/11/08 (6-4 W)
Longest Win Streak:	4, 3/25/07 - 1/11/08
Longest Pts. Streak:	4, 3x, 3/25/07 - 1/11/08 most recent (4-0-0)
Longest Pointless Streak:	2, 2x, 4/3/11 - 11/27/11 most recent
Longest Winless Streak:	3, 3x, 3/9/11 - 11/27/11 most recent (0-2-1)

AT STL

Current Streak:	0-2-0 since 2/23/13
Last Win:	3/31/12, 5-2
Last Regulation Loss:	4/5/13, 1-3
Most Lopsided Win:	4, 12/9/06 (5-1)
Most Lopsided Loss:	6, 10/17/02 (1-7)
Last Tie:	2/1/01, 2-2
Last OT Game:	3/7/11, 4-5 SOL
OT Record (W-L-T):	1-6-1
Most Goals Scored:	5, 4x (3/31/12 most recent, 5-2 W)
Most Goals Allowed:	7, 10/17/02 (1-7 L at STL)
Most Goals, Both Teams:	10, 12/18/11 (4-6 L)
Longest Win Streak:	3, 3/31/06 - 12/9/06
Longest Pts. Streak:	6, 3/13/06 - 3/27/07 (4-0-2)
Longest Pointless Streak:	5, 11/16/07 - 1/3/09
Longest Winless Streak:	8, 11/16/07 - 1/12/10 (0-7-1)

ALL-TIME RESULTS

2000-01	(1-2-2-0)	2001-02	(1-3-1-0)	2002-03	(2-3-0-0)	2003-04	(1-3-0-2)	2005-06	(5-2-1)	2006-07	(4-1-3)
12/26	at STL 5, CBJ 0	10/4	at CBJ 3, STL 3 OT	10/17	at STL 7, CBJ 1	12/12	STL 3, at CBJ 2 OT	11/9	at CBJ 3, STL 1	11/9	CBJ 4, at STL 2
2/1	CBJ 2, at STL 2 OT	11/13	at CBJ 3, STL 2 OT	11/7	CBJ 5, at STL 2	12/16	at STL 2, CBJ 1 OT	11/16	STL 2, at CBJ 0	11/22	STL 4, at CBJ 3 SO
2/6	at CBJ 2, STL 2 OT	11/29	STL 3, at CBJ 1	11/20	at CBJ 3, STL 2	12/29	STL 3, at CBJ 2	11/26	CBJ 4, at STL 3	12/9	CBJ 5, at STL 1
4/1	at CBJ 2, STL 1	12/1	at STL 4, CBJ 3	12/28	STL 6, at CBJ 1	1/15	at STL 5, CBJ 3	12/1	at STL 4, CBJ 1	1/9	STL 4, at CBJ 3 SO
4/5	at STL 4, CBJ 1	1/3	at STL 4, CBJ 2	12/29	at STL 5, CBJ 2	1/21	at CBJ 3, STL 1	1/20	at CBJ 4, STL 3 SO	2/14	STL 4, at CBJ 2
						3/13	at STL 5, CBJ 3	3/13	at STL 3, CBJ 2 OT	2/20	at STL 5, CBJ 4 SO
								3/31	CBJ 4, at STL 2	3/25	at CBJ 4, STL 1
								4/13	at CBJ 4, STL 1	3/27	CBJ 4, at STL 1
2007-08	(3-5-0)	2008-09	(1-4-1)	2009-10	(3-2-1)	2010-11	(2-2-2)	2011-12	(2-4-0)	2012-13	(1-3-0)
10/25	at CBJ 3, STL 0	1/3	at STL 5, CBJ 2	11/30	at CBJ 5, STL 2	11/10	at CBJ 8, STL 1	11/27	STL 2, at CBJ 1	1/31	STL 4, at CBJ 1
11/4	at CBJ 3, STL 0	2/3	STL 4, at CBJ 2	1/12	at STL 4, CBJ 1	12/9	at STL 4, CBJ 1	12/18	at STL 6, CBJ 4	2/23	at STL 2, CBJ 1
11/16	at STL 3, CBJ 2	2/18	at CBJ 4, STL 3	1/18	at CBJ 4, STL 2	1/22	CBJ 5, at STL 2	2/14	at CBJ 2, STL 1	4/5	at STL 3, CBJ 1
1/8	at STL 6, CBJ 1	3/28	at STL 4, CBJ 3 SO	1/30	CBJ 3, at STL 2 OT	3/7	at STL 5, CBJ 4 SO	3/10	at STL 4, CBJ 1	4/13	at CBJ 4, STL 1
1/11	at CBJ 6, STL 4	3/29	STL 5, at CBJ 2	3/13	STL 5, at CBJ 1	3/9	STL 4, at CBJ 3 OT	3/11	STL 2, at CBJ 1		
2/17	at STL 5, CBJ 1	4/10	at STL 3, CBJ 1	4/5	at STL 2, CBJ 1 OT	4/3	STL 6, at CBJ 1	3/31	CBJ 5, at STL 2		
4/5	at STL 3, CBJ 0										
4/6	STL 4, at CBJ 1										

SHUTOUTS

CBJ	2	10/25/07, Leclaire 36 saves (3-0 at CBJ); 11/4/07, Leclaire 21 saves (3-0 at CBJ)
STL	3	12/26/00, Johnson 24 saves (0-5 at STL); 11/16/05, Sanford 36 saves (0-2 at CBJ); 4/5/08, Legace 25 saves (0-3 at STL)

HAT TRICKS

CBJ	1	11/30/09, Umberger against Mason (2) and 1 EN (5-2 W at CBJ)
STL	0	None

PENALTY SHOTS

CBJ	0	None
STL	1	12/16/03, Demitra unsuccessful against Denis (1-2 OTL at STL)




SAN JOSE SHARKS

SAP Center at San Jose / 525 W. Santa Clara St. / San Jose, CA 95113
sharks.nhl.com / p: 408.287.7070 / f: 408.999.5797



TODD MCLELLAN



LOGAN COUTURE

DIRECTORY

First Season: 1991-92
Home Ice: SAP Center at San Jose
Capacity: 17,562 (opened in 1993)
Playoff Appearances: 16 (most recent, 2012-13)
Stanley Cup Titles: None
Executive VP & General Manager: Doug Wilson
Head Coach: Todd McLellan
Associate Coach: Larry Robinson
Assistant Coaches: Jim Johnson, Jay Woodcroft
Public Relations Contact:
Scott Emmert, 408.999.5713
Public Relations Fax: 408.999.5822
Press Box Phone: 408.999.5871

2012-13 SEASON

Record: 25-16-7, 57 pts.
Home: 17-2-5, 39 pts.
Away: 8-14-2, 18 pts.
Playoffs: Lost 4-3 (LA) in CSF

LEADERS

Points: Joe Thornton, 40
Goals: Logan Couture, 21
Assists: Joe Thornton, 33
+/-: Logan Couture and Martin Havlat, 7
PIM: Ryane Clowe, 79
Def. Points: Brent Burns and Dan Boyle, 20
Goaltending: Antti Niemi,
24-12-6, 2.16 GAA, .924 SV%, 4 SO

2012-13 RESULTS (3-0-0)

DATE	RESULT	ATTN	W/L GOALTENDERS	GWG GOAL
Feb 11, 2013	at CBJ 6, SJS 2	10,837	Steve Mason/Thomas Greiss	Cody Goloubef
Apr 9, 2013	at CBJ 4, SJS 0	17,771	Sergei Bobrovsky/Antti Niemi	Matthew Calvert
Apr 21, 2013	CBJ 4, at SJS 3	17,562	Sergei Bobrovsky/Antti Niemi	Ryan Johansen

GOALS BY PERIOD	1ST	2ND	3RD	OT	TOTAL	SHOTS BY PERIOD	1ST	2ND	3RD	OT	TOTAL
Columbus	3	6	5	-	14	Columbus	26	28	24	-	88
San Jose	0	2	3	-	5	San Jose	33	30	29	-	92

POWER PLAY	GOALS	ATTEMPTS	PCT	PENALTY KILLING	KILLS	ATTEMPTS	PCT
Columbus	3	8	37.5	Columbus	4	6	66.7
San Jose	2	6	33.3	San Jose	5	8	62.5

COLUMBUS	GP	G	A	TP	+/-	PM	PP	SH	S	PCT	SAN JOSE	GP	G	A	TP	+/-	PM	PP	SH	S	PCT
LETESTU	3	3	2	5	3	0	1	0	7	42.9	PAVELSKI	3	2	0	2	-5	0	2	0	6	33.3
PROSPAL	3	2	2	4	3	0	1	0	6	33.3	IRWIN	2	0	2	2	-2	4	0	0	3	0.0
DUBINSKY	2	1	2	3	1	0	0	0	4	25.0	HAVLAT	3	1	0	1	0	0	0	0	3	33.3
CALVERT	2	1	2	3	3	4	0	0	6	16.7	DESJARDINS	2	1	0	1	0	0	0	0	5	20.0
JOHNSON	3	0	3	3	-1	2	0	0	8	0.0	MARLEAU	3	1	0	1	-1	0	0	0	11	9.1
JOHANSEN	2	2	0	2	2	0	0	0	5	40.0	CLOWE	1	0	1	1	-1	0	0	0	1	0.0
WISNIEWSKI	3	2	0	2	3	0	1	0	10	20.0	MURRAY	1	0	1	1	1	0	0	0	1	0.0
GABORIK	2	1	1	2	2	2	0	0	3	33.3	GOMEZ	2	0	1	1	-2	2	0	0	3	0.0
TYUTIN	3	0	2	2	6	0	0	0	2	0.0	BOYLE	3	0	1	1	-3	2	0	0	5	0.0
UMBERGER	3	0	2	2	0	0	0	0	9	0.0	THORNTON	3	0	1	1	-3	0	0	0	5	0.0

GOALTENDING

COLUMBUS	GP	MIN	GA	AVG	EN	SO	W	L	OTL	SA	SV%	SAN JOSE	GP	MIN	GA	AVG	EN	SO	W	L	OTL	SA	SV%
BOBROVSKY	2	119	3	1.50	0	1	2	0	0	65	.954	GREISS	2	72	6	4.95	0	1	0	1	0	40	.850
MASON	1	59	2	2.00	0	0	1	0	0	27	.926	NIEMI	2	105	8	4.57	0	0	0	2	0	48	.833

COLUMBUS VS. SAN JOSE ALL-TIME

SEASON	W-L-T/O	HOME	AWAY	GF-GA	SF-SA	PP	PK	PIM
2000-01	1-2-0-1	1-1-0-0	0-1-0-1	9-10	110-125	2-of-23	17-of-20	54-58
2001-02	1-3-0-0	1-1-0-0	0-2-0-0	11-19	109-107	6-of-22	9-of-16	67-69
2002-03	1-3-0-0	1-1-0-0	0-2-0-0	7-14	111-136	3-of-21	16-of-20	105-86
2003-04	1-2-0-1	0-1-0-1	1-1-0-0	6-9	101-153	2-of-17	14-of-15	50-52
2005-06	2-2-0	2-0-0	0-2-0	12-12	106-130	4-of-19	22-of-25	54-46
2006-07	1-3-0	1-1-0	0-2-0	5-11	96-118	3-of-22	20-of-27	72-62
2007-08	1-2-1	1-1-0	0-1-1	7-10	92-90	2-of-14	12-of-15	46-44
2008-09	2-2-0	2-0-0	0-2-0	9-11	116-125	2-of-12	14-of-18	58-46
2009-10	1-2-1	1-0-1	0-2-0	9-10	98-150	2-of-12	15-of-17	61-61
2010-11	2-2-0	0-2-0	2-0-0	10-8	128-130	5-of-19	18-of-22	63-57
2011-12	1-3-0	1-1-0	0-2-0	8-13	115-156	3-of-10	13-of-17	91-91
2012-13	3-0-0	2-0-0	1-0-0	14-5	88-92	3-of-8	4-of-6	26-28
TOTAL	17-26-4	13-9-2	4-17-2	107-132	1270-1512	37-of-199	174-of-218	747-700

OVERALL

Current Streak:	4-0-0 since 2/21/12
Last Win:	4/21/13, 4-3 at SJ
Last Regulation Loss:	1/31/12, 0-6 at SJ
Most Lopsided Win:	4, 3x, 4/9/13 at CBJ most recent
Most Lopsided Loss:	8, 3/30/02 (2-10 at SJ)
Last Tie:	None
Last OT Game:	10/9/10, 3-2 OTW at SJ
OT Record (W-L-T):	4-4-0
Most Goals Scored:	6, 3x
Most Goals Allowed:	10, 3/30/02 (2-10 L at SJ)
Most Goals, Both Teams:	12, 3/30/02 (2-10 L at SJ)
Longest Win Streak:	4, 2/21/12 - current
Longest Pts. Streak:	4, 2/21/12 - current (4-0-0)
Longest Pointless Streak:	4, 2x, 2/9/11 - 1/31/12
Longest Winless Streak:	5, 1/5/08 - 12/4/08 (0-4-1)

AT CBJ

Current Streak:	3-0-0 since 2/21/12
Last Win:	4/9/13, 4-0
Last Regulation Loss:	1/14/12, 1-2
Most Lopsided Win:	4, 3x, 4/19/13 at CBJ most recent (4-0)
Most Lopsided Loss:	3, 10/23/06 (0-3)
Last Tie:	None
Last OT Game:	11/4/09, 2-3 SOL
OT Record (W-L-T):	2-2-0
Most Goals Scored:	6, 3x (2/11/13 most recent, 6-2 W)
Most Goals Allowed:	5, 2x (10/25/02 most recent, 4-5 L)
Most Goals, Both Teams:	9, 2x (2/21/12 most recent, 6-3 W)
Longest Win Streak:	3, 2/21/12 - current
Longest Pts. Streak:	4, 12/17/08 - 2/10/10 (3-0-1)
Longest Pointless Streak:	3, 10/8/10 - 1/14/12
Longest Winless Streak:	3, 10/8/10 - 1/14/12 (0-3-0)

AT SJ

Current Streak:	1-0-0 since 4/21/13
Last Win:	4/21/13, 4-3
Last Regulation Loss:	1/31/12, 0-6
Most Lopsided Win:	3, 11/20/10 (3-0)
Most Lopsided Loss:	8, 3/30/02 (2-10)
Last Tie:	None
Last OT Game:	10/9/10, 3-2 OTW
OT Record (W-L-T):	2-2-0
Most Goals Scored:	3, 5x (11/20/10 most recent, 3-0 W)
Most Goals Allowed:	10, 3/30/02 (2-10 L)
Most Goals, Both Teams:	12, 3/30/02 (2-10 L)
Longest Win Streak:	2, 10/9/10 - 11/20/10
Longest Pts. Streak:	2, 10/9/10 - 11/20/10 (2-0-0)
Longest Pointless Streak:	6, 2/23/04 - 1/5/08
Longest Winless Streak:	11, 2/23/04 - 3/6/10 (0-10-1)

ALL-TIME RESULTS

2000-01	(1-2-0-1)	2001-02	(1-3-0-0)	2002-03	(1-3-0-0)	2003-04	(1-2-0-1)	2005-06	(2-2-0)	2006-07	(1-3-0)
10/25	SJ 3, at CBJ 1	10/27	at SJ 2, CBJ 0	10/25	SJ 5, at CBJ 4	12/31	SJ 1, at CBJ 0	10/12	at SJ 4, CBJ 1	10/23	SJ 3, at CBJ 0
11/9	at CBJ 5, SJ 2	1/24	at CBJ 6, SJ 2	12/6	at SJ 3, CBJ 2	1/8	CBJ 3, at SJ 2 OT	10/21	at CBJ 4, SJ 1	1/6	at SJ 5, CBJ 2
12/14	at SJ 2, CBJ 1	3/30	at SJ 10, CBJ 2	2/12	at CBJ 1, SJ 0	2/14	SJ 2, at CBJ 1 OT	1/5	at SJ 6, CBJ 3	2/16	at CBJ 3, SJ 0
2/20	at SJ 3, CBJ 2 OT	4/10	SJ 5, at CBJ 3	2/21	at SJ 6, CBJ 0	2/23	at SJ 4, CBJ 2	3/28	at CBJ 4, SJ 1	3/16	at SJ 3, CBJ 0
2007-08	(1-2-1)	2008-09	(2-2-0)	2009-10	(1-2-1)	2010-11	(2-2-0)	Arena in Stockholm, Sweden			
10/27	at CBJ 2, SJ 1	10/14	at SJ 5, CBJ 2	10/8	at SJ 6, CBJ 3	*10/8	SJ 3, at CBJ 2	2011-12	(1-3-0)	2012-13	(3-0-0)
1/5	at SJ 3, CBJ 2	12/4	at SJ 3, CBJ 2	11/4	SJ 3, at CBJ 2 SO	*10/9	CBJ 3, at SJ 2 OT	1/5	at SJ 2, CBJ 1	2/11	at CBJ 6, SJ 2
2/8	at SJ 2, CBJ 1 OT	12/17	at CBJ 2, SJ 1 OT	2/10	at CBJ 3, SJ 0	11/20	CBJ 3, at SJ 0	1/14	SJ 2, at CBJ 1	4/9	at CBJ 4, SJ 0
2/27	SJ 4, at CBJ 2	2/7	at CBJ 3, SJ 2 OT	3/6	at SJ 2, CBJ 1	2/9	SJ 3, at CBJ 2	1/31	at SJ 6, CBJ 0	4/21	CBJ 4, at SJ 3
								2/21	at CBJ 6, SJ 3		

*games played at Ericsson Globe

SHUTOUTS

CBJ	5	2/12/03, Denis 38 saves (1-0 at CBJ); 2/16/07, Norrena 29 saves (3-0 at CBJ); 2/10/10, Mason 40 saves (3-0 at CBJ); 11/20/10, Garon 35 saves (3-0 at SJ); Bobrovsky 30 saves (4-0 at CBJ)
SJ	6	10/27/01, Nabokov 16 saves (0-2 at SJ); 2/21/03, Nabokov 29 saves (0-6 at SJ); 12/31/03, Nabokov 26 saves (0-1 at CBJ); 10/23/06, Toskala 23 saves (0-3 at CBJ); 3/16/07, Toskala 35 saves (0-3 at SJ); 1/31/12, Niemi 30 saves (0-6 at SJ)

HAT TRICKS

CBJ	3	1/24/02, Knutsen against Nabokov (2) and Kiprusoff (1) (6-2 W at CBJ); 11/20/10, Nash against Nittymaki (2) and 1 EN (3-0 W at SJ); 2/21/12, Carter against Niemi (2) and Greiss (1) (6-3 W at CBJ)
SJ	3	1/5/06, Cheechoo against Denis (3) (3-6 L at SJ); 1/6/07, Clowe against Norrena (3) (2-5 L at SJ); 10/8/09, Heatley against Mason (2) and Garon (1) (3-6 L at SJ)

PENALTY SHOTS

CBJ	2	11/9/00, Kron unsuccessful against Shields (5-2 W at CBJ); 2/8/08, Nash unsuccessful against Nabokov (1-2 OTL at SJ)
SJ	2	2/23/04, Cheechoo goal against Leclaire (2-4 L at SJ); 10/8/09, Heatley goal against Garon (3-6 L at SJ)



TAMPA BAY LIGHTNING

Tampa Bay Times Forum / 401 Channelside Dr. / Tampa, FL 33602
lightning.nhl.com / p: 813.301.6500 / f: 813.301.1480



JON COOPER



STEVEN STAMKOS

DIRECTORY

First Season: 1992-93
Home Ice: Tampa Bay Times Forum
Capacity: 19,204 (opened in 1995)
Playoff Appearances: 6 (most recent, 2010-11)
Stanley Cup Titles: 1 (2004)
Chairman and Governor: Jeff Vinik
CEO: Tod Leiweke
VP and General Manager: Steve Yzerman
Head Coach: Jon Cooper
Assistant Coaches:
Rick Bowness, George Gwozdecky
Public Relations Contact:
Brian Breseman, 813.301.6871
Public Relations Fax: 813.301.1487
Press Box Phone: 813.301.6873

2012-13 SEASON

Record: 18-26-4, 40 pts.
Home: 12-10-2, 26 pts.
Away: 6-16-2, 14 pts.
Playoffs: Did not qualify

LEADERS
Points: Martin St. Louis, 60
Goals: Steven Stamkos, 29
Assists: Martin St. Louis, 43
+/-: Benoit Pouliot, 8
PIM: B.J. Crombeen, 112
Def. Points: Matthew Carle, 22
Goaltending: Anders Lindback,
10-10-1, 2.90 GAA, .902 SV%, 0 SO

2011-12 RESULTS (0-2-0)

DATE	RESULT	ATTN	W/L GOALTENDERS	GWG GOAL
Dec. 17, 2011	TB 3, at CBJ 2	16,108	Mathieu Garon/Steve Mason	Steven Stamkos
Jan. 24, 2012	at TB 4, CBJ 2	16,859	Mathieu Garon/Curtis Sanford	Martin St. Louis

GOALS BY PERIOD	1ST	2ND	3RD	OT	TOTAL
Columbus	1	2	1	-	4
Tampa Bay	3	3	1	-	7

SHOTS BY PERIOD	1ST	2ND	3RD	OT	TOTAL
Columbus	16	15	21	-	52
Tampa Bay	17	23	19	-	59

POWER PLAY	GOALS	ATTEMPTS	PCT
Columbus	1	7	14.3
Tampa Bay	1	7	14.3

PENALTY KILLING	KILLS	ATTEMPTS	PCT
Columbus	6	7	85.7
Tampa Bay	6	7	85.7

COLUMBUS	GP	G	A	TP	+/-	PM	PP	SH	S	PCT
UMBERGER	2	1	2	3	2	0	1	0	3	33.3
PROSPAL	2	0	2	2	-1	0	0	0	3	0.0
LEBDA	1	1	0	1	1	0	0	0	3	33.3
NASH	2	1	0	1	-1	2	0	0	8	12.5
JOHANSEN	2	1	0	1	2	2	0	0	2	50.0
CARTER	1	0	1	1	-1	0	0	0	2	0.0
TYUTIN	2	0	1	1	0	0	0	0	0	0.0
BRASSARD	2	0	1	1	2	0	0	0	6	0.0
DORSETT	2	0	0	0	-2	0	0	0	5	0.0
RUSSELL	1	0	0	0	-1	0	0	0	2	0.0

TAMPA BAY	GP	G	A	TP	+/-	PM	PP	SH	S	PCT
LECAVALIER	2	1	2	3	2	0	1	0	6	16.7
STAMKOS	2	1	1	2	1	0	0	0	6	16.7
ST. LOUIS	1	1	1	2	0	0	0	0	2	50.0
JONES	1	1	0	1	1	2	0	0	2	50.0
THOMPSON	2	1	0	1	0	0	0	0	4	25.0
ANGELIDIS	1	1	0	1	1	0	0	0	1	100.0
BREWER	2	1	0	1	3	2	0	0	4	25.0
TYRELL	1	0	1	1	1	0	0	0	1	0.0
PURCELL	2	0	1	1	3	0	0	0	0	0.0
GERVAIS	2	0	1	1	0	0	0	0	5	0.0

GOALTENDING

COLUMBUS	GP	MIN	GA	AVG	EN	SO	W	L	OTL	SA	SV%
MASON	1	59	3	3.04	0	0	0	1	0	28	.893
SANFORD	1	58	4	4.10	0	0	0	1	0	31	.871

TAMPA BAY	GP	MIN	GA	AVG	EN	SO	W	L	OTL	SA	SV%
GARON	2	119	4	2.00	0	0	2	0	0	52	.923

COLUMBUS VS. TAMPA BAY ALL-TIME

SEASON	W-L-T/O	HOME	AWAY	GF-GA	SF-SA	PP	PK	PIM
2000-01	1-1-0-0	1-0-0-0	0-1-0-0	4-5	52-60	1-of-12	9-of-12	28-24
2001-02	0-1-0-0	0-0-0-0	0-1-0-0	0-1	27-24	0-of-1	3-of-3	16-2
2002-03	0-0-1-0	0-0-1-0	0-0-0-0	2-2	26-27	1-of-8	5-of-6	12-16
2003-04	1-1-0-0	0-1-0-0	1-0-0-0	2-1	35-65	0-of-5	3-of-3	8-12
2005-06	0-1-0	0-0-0	0-1-0	2-4	24-39	1-of-3	6-of-6	12-6
2006-07	DID NOT PLAY							
2007-08	1-0-0	1-0-0	0-0-0	5-3	25-27	1-of-4	7-of-7	24-18
2008-09	0-0-1	0-0-0	0-0-1	1-2	34-17	0-of-3	0-of-1	2-6
2009-10	1-0-0	1-0-0	0-0-0	3-2	25-18	1-of-6	3-of-4	18-22
2010-11	0-0-1	0-0-0	0-0-1	2-2	30-22	0-of-4	3-of-4	8-6
2011-12	0-2-0	0-1-0	0-1-0	4-7	52-59	1-of-7	6-of-7	14-14
2012-13	DID NOT PLAY							
TOTAL	4-6-3	3-2-1	1-4-2	25-29	330-358	6-of-53	45-of-53	142-126

OVERALL

Current Streak:	0-2-1 since 1/18/11
Last Win:	3/30/10, 3-2 at CBJ
Last Regulation Loss:	1/24/12, 2-4 at TB
Most Lopsided Win:	2, 3x
Most Lopsided Loss:	3, 3/10/01 (1-4 at TB)
Last Tie:	10/23/02, 2-2 at CBJ
Last OT Game:	1/18/11, 2-3 SOL at TB
OT Record (W-L-T):	0-2-1
Most Goals Scored:	5, 3/9/08 (5-3 W at CBJ)
Most Goals Allowed:	4, 3x
Most Goals, Both Teams:	8, 3/9/08 (5-3 W at CBJ)
Longest Win Streak:	1, 4x, 3/30/10 most recent
Longest Pts. Streak:	4, 3/9/08 - 1/18/11 (2-0-2)
Longest Pointless Streak:	2, 2x, 12/17/11 - 1/24/12 most recent
Longest Winless Streak:	4, 3/10/01 - 10/23/03 (0-3-1)

AT CBJ

Current Streak:	0-1-0 since 12/17/11
Last Win:	3/30/10, 3-2
Last Regulation Loss:	12/17/11, 2-3
Most Lopsided Win:	2, 2x (3/9/08 most recent, 5-3)
Most Lopsided Loss:	1, 2x (12/17/11 most recent, 2-3)
Last Tie:	10/23/02, 2-2
Last OT Game:	10/23/02, 2-2 T
OT Record (W-L-T):	0-0-1
Most Goals Scored:	5, 3/9/08 (5-3 W)
Most Goals Allowed:	3, 2x (12/17/11 most recent, 2-3 L)
Most Goals, Both Teams:	8, 3/9/08 (5-3 W)
Longest Win Streak:	2, 3/9/08 - 3/30/10
Longest Pts. Streak:	2, 2x, 3/9/08 - 3/30/10 most recent (2-0-0)
Longest Pointless Streak:	1, 2x, 12/17/11 most recent
Longest Winless Streak:	2, 10/23/02 - 10/23/03 (0-1-1)

AT TB

Current Streak:	0-2-2 since 1/13/06
Last Win:	1/2/04, 2-0
Last Regulation Loss:	1/24/12, 2-4
Most Lopsided Win:	2, 1/2/04 (2-0)
Most Lopsided Loss:	3, 3/10/01 (1-4)
Last Tie:	None
Last OT Game:	1/18/11, 2-3 SOL
OT Record (W-L-T):	0-2-0
Most Goals Scored:	2, 4x (1/24/12 most recent, 2-4 L)
Most Goals Allowed:	4, 3x (1/24/12 most recent, 2-4 L)
Most Goals, Both Teams:	6, 2x (1/24/12 most recent, 2-4 L)
Longest Win Streak:	1, 1/2/04
Longest Pts. Streak:	2, 3/24/09 - 1/18/11 (0-0-2)
Longest Pointless Streak:	2, 3/10/01 - 12/6/01
Longest Winless Streak:	4, 1/13/06 - current (0-2-2)

ALL-TIME RESULTS

2000-01	(1-1-0-0)	2001-02	(0-1-0-0)	2002-03	(0-0-1-0)	2003-04	(1-1-0-0)	2005-06	(0-1-0)	2006-07	(0-0-0)
1/21	at CBJ 3, TB 1	12/6	at TB 1, CBJ 0	10/23	at CBJ 2, TB 2 OT	10/23	TB 1, at CBJ 0	1/13	at TB 4, CBJ 2	DID NOT PLAY	
3/10	at TB 4, CBJ 1					1/2	CBJ 2, at TB 0				
2007-08	(1-0-0)	2008-09	(0-0-1)	2009-10	(1-0-0)	2010-11	(0-0-1)	2011-12	(0-2-0)	2012-13	(0-0-0)
3/9	at CBJ 5, TB 3	3/24	at TB 2, CBJ 1 OT	3/30	at CBJ 3, TB 2	1/18	at TB 3, CBJ 2 SO	12/17	TB 3, at CBJ 2	DID NOT PLAY	
								1/24	at TB 4, CBJ 2		

SHUTOUTS

CBJ	1	1/2/04, Denis 37 saves (2-0 at TB)
TB	2	12/6/01, Khabibulin 27 saves (0-1 at TB); 10/23/03, Grahame 20 saves (0-1 at CBJ)

HAT TRICKS

CBJ	0	None
TB	0	None

PENALTY SHOTS

CBJ	0	None
TB	1	3/9/08, Lecavalier goal against Leclaire (5-3 W at CBJ)



TORONTO MAPLE LEAFS

Air Canada Centre / 40 Bay St. / Toronto, ON M5J 2X2
mapleleafs.nhl.com / p: 416.815.5700 / f: 416.359.9331



RANDY CARLYLE



PHIL KESSEL

DIRECTORY

First Season: 1917-18
Home Ice: Air Canada Centre
Capacity: 18,819 (opened in 1999)
Playoff Appearances: 65 (most recent, 2012-13)
Stanley Cup Titles: 13 (most recent, 1967)
President and General Manager: David Nonis
Head Coach: Randy Carlyle
Assistant Coaches:
Dave Farrish, Scott Gordon, Greg Cronin
Public Relations Contact:
Pat Park, 416.815.5761
Public Relations Fax: 416.359.9331
Press Box Phone: 416.815.5702

2012-13 SEASON

Record: 26-17-5, 57 pts.
Home: 13-9-2, 28 pts.
Away: 13-8-3, 29 pts.
Playoffs: Lost 4-3 (BOS) in CQF

LEADERS

Points: Phil Kessel, 52
Goals: Phil Kessel, 20
Assists: Phil Kessel, 32
+/-: Mark Fraser, 18
PIM: Colton Orr, 155
Def. Points: Cody Franson, 29
Goaltending: James Reimer,
19-8-5, 2.46 GAA, .924 SV%, 4 SO

2011-12 RESULTS (0-1-0)

DATE: Nov. 3, 2011 RESULT: TOR 4, at CBJ 1 ATTN: 14,306 W/L GOALTENDERS: Ben Scrivens/Steve Mason GWG GOAL: Clark MacArthur

GOALS BY PERIOD	1ST	2ND	3RD	OT	TOTAL	SHOTS BY PERIOD	1ST	2ND	3RD	OT	TOTAL
Columbus	0	1	0	-	1	Columbus	11	14	14	-	39
Toronto	2	2	0	-	4	Toronto	4	10	4	-	18

POWER PLAY	GOALS	ATTEMPTS	PCT	PENALTY KILLING	KILLS	ATTEMPTS	PCT
Columbus	0	4	0.0	Columbus	2	2	100.0
Toronto	0	2	0.0	Toronto	4	4	100.0

COLUMBUS	GP	G	A	TP	+/-	PM	PP	SH	S	PCT
JOHANSEN	1	1	0	1	1	0	0	0	2	50.0
CALVERT	1	0	1	1	0	0	0	0	1	0.0
VERMETTE	1	0	1	1	0	0	0	0	2	0.0
PROSPAL	1	0	0	0	-2	0	0	0	3	0.0
MOORE	1	0	0	0	-2	0	0	0	2	0.0
BRASSARD	1	0	0	0	0	0	0	0	1	0.0
DORSETT	1	0	0	0	-1	0	0	0	1	0.0
BASS	1	0	0	0	-1	0	0	0	2	0.0
RUSSELL	1	0	0	0	1	0	0	0	4	0.0
METHOT	1	0	0	0	0	0	0	0	0	0.0

TORONTO	GP	G	A	TP	+/-	PM	PP	SH	S	PCT
MACARTHUR	1	2	0	2	2	0	0	0	2	100.0
LUPUL	1	0	2	2	2	0	0	0	0	0.0
CRABB	1	1	0	1	0	0	0	0	2	50.0
LILES	1	1	0	1	3	0	0	0	1	100.0
GARDINER	1	0	1	1	1	0	0	0	0	0.0
KULEMIN	1	0	1	1	2	0	0	0	0	0.0
KESSEL	1	0	1	1	1	0	0	0	2	0.0
GRABOVSKI	1	0	1	1	2	0	0	0	1	0.0
CONNOLLY	1	0	0	0	1	0	0	0	1	0.0
SCHENN	1	0	0	0	-1	0	0	0	0	0.0

GOALTENDING

COLUMBUS	GP	MIN	GA	AVG	EN	SO	W	L	OTL	SA	SV%
YORK	1	34	0	0.00	0	0	0	0	0	7	1.000
MASON	1	25	4	9.44	0	0	0	1	0	11	.636

TORONTO	GP	MIN	GA	AVG	EN	SO	W	L	OTL	SA	SV%
SCRIVENS	1	60	1	1.00	0	0	1	0	0	39	.974

COLUMBUS VS. TORONTO ALL-TIME

SEASON	W-L-T/O	HOME	AWAY	GF-GA	SF-SA	PP	PK	PIM
2000-01	0-0-1-0	0-0-0-0	0-0-1-0	2-2	24-29	0-of-4	5-of-6	19-15
2001-02	0-1-0-0	0-0-0-0	0-1-0-0	1-4	30-34	0-of-3	5-of-5	22-18
2002-03	1-0-0-0	1-0-0-0	0-0-0-0	4-3	32-32	2-of-9	4-of-5	22-40
2003-04	0-1-0-0	0-0-0-0	0-1-0-0	1-4	19-28	0-of-3	3-of-5	12-8
2005-06	DID NOT PLAY							
2006-07	0-1-0	0-1-0	0-0-0	2-4	25-27	0-of-7	3-of-4	10-16
2007-08	0-1-0	0-0-0	0-1-0	1-3	27-25	0-of-4	4-of-5	10-8
2008-09	1-0-0	0-0-0	1-0-0	3-3	34-35	0-of-2	4-of-5	15-9
2009-10	0-1-0	0-1-0	0-0-0	3-6	36-25	2-of-5	3-of-3	13-17
2010-11	1-0-0	0-0-0	1-0-0	3-2	32-22	1-of-2	0-of-1	2-4
2011-12	0-1-0	0-1-0	0-0-0	1-4	39-18	0-of-4	2-of-2	4-8
2012-13	DID NOT PLAY							
TOTAL	3-6-1	1-3-0	2-3-1	21-35	298-275	5-of-43	33-of-41	129-143

OVERALL

Current Streak:	0-1-0 since 11/3/11
Last Win:	12/30/10, 3-2 at TOR
Last Regulation Loss:	11/3/11, 1-4 at CBJ
Most Lopsided Win:	1, 3x
Most Lopsided Loss:	3, 4x
Last Tie:	2/14/01, 2-2 at TOR
Last OT Game:	2/19/09, 4-3 SOW at TOR
OT Record (W-L-T):	2-0-1
Most Goals Scored:	4, 2x
Most Goals Allowed:	6, 12/3/09 (3-6 L at CBJ)
Most Goals, Both Teams:	9, 12/3/09 (3-6 L at CBJ)
Longest Win Streak:	1, 3x (12/30/10 most recent)
Longest Pts. Streak:	1, 4x, 12/30/10 most recent (1-0-0)
Longest Losing Streak:	3, 2/12/04 - 2/19/08
Longest Pointless Streak:	3, 2/12/04 - 2/19/08 (0-3-0)

AT CBJ

Current Streak:	0-3-0 since 10/20/06
Last Win:	3/20/03, 4-3 OT
Last Regulation Loss:	11/3/11, 1-4
Most Lopsided Win:	1, 3/20/03 (4-3 OT)
Most Lopsided Loss:	3, 2x (11/3/11 most recent, 1-4)
Last Tie:	None
Last OT Game:	3/20/03, 4-3 OTW
OT Record (W-L-T):	1-0-0
Most Goals Scored:	4, 3/20/03 (4-3 OTW)
Most Goals Allowed:	6, 12/3/09 (3-6 L)
Most Goals, Both Teams:	9, 12/3/09 (3-6 L)
Longest Win Streak:	1, 3/20/03
Longest Pts. Streak:	1, 3/20/03 (1-0-0)
Longest Losing Streak:	3, 10/20/06 - current
Longest Pointless Streak:	3, 10/20/06 - current (0-3-0)

AT TOR

Current Streak:	2-0-0 since 2/19/09
Last Win:	12/30/10, 3-2
Last Regulation Loss:	2/19/08, 1-3
Most Lopsided Win:	1, 2x (12/30/10 most recent, 3-2)
Most Lopsided Loss:	3, 2x (2/12/04 most recent, 1-4)
Last Tie:	2/14/01, 2-2
Last OT Game:	2/19/09, 4-3 SOW
OT Record (W-L-T):	1-0-1
Most Goals Scored:	4, 2/19/09 (4-3 SOW)
Most Goals Allowed:	4, 2x (2/12/04 most recent, 1-4 L)
Most Goals, Both Teams:	7, 2/19/09 (4-3 SOW)
Longest Win Streak:	2, 2/19/09 - current
Longest Pts. Streak:	2, 2/19/09 - current (2-0-0)
Longest Losing Streak:	3, 4/8/02 - 2/19/08
Longest Pointless Streak:	4, 2/14/01 - 2/19/08 (0-3-1)

ALL-TIME RESULTS

2000-01	(0-0-1-0)	2001-02	(0-1-0-0)	2002-03	(1-0-0-0)	2003-04	(0-1-0-0)	2005-06	(0-0-0)	2006-07	(0-1-0)
2/14	CBJ 2, at TOR 2 OT	4/8	at TOR 4, CBJ 1	3/20	at CBJ 4, TOR 3 OT	2/12	at TOR 4, CBJ 1	DID NOT PLAY		10/20	TOR 4, at CBJ 2
2007-08	(0-1-0)	2008-09	(1-0-0)	2009-10	(0-1-0)	2010-11	(1-0-0)	2011-12	(0-1-0)	2012-13	(0-0-0)
2/19	at TOR 3, CBJ 1	2/19	CBJ 4, at TOR 3 SO	12/3	TOR 6, at CBJ 3	12/30	CBJ 3, at TOR 2	11/3	TOR 4, at CBJ 1	DID NOT PLAY	

SHUTOUTS

CBJ	0	None
TOR	0	None

HAT TRICKS

CBJ	1	10/27/02, Wright against Kidd (3) (4-3 OTW at CBJ)
TOR	0	None

PENALTY SHOTS

CBJ	0	None
TOR	0	None




VANCOUVER CANUCKS

Rogers Arena / 800 Griffiths Way / Vancouver, BC V6B 6G1
canucks.nhl.com / p: 604.899.4600 / f: 604.899.7401



JOHN TORTORELLA



HENRIK SEDIN

DIRECTORY

First Season: 1970-71
Home Ice: Rogers Arena
Capacity: 18,910 (opened in 1995)
Playoff Appearances: 26 (most recent, 2012-13)
Stanley Cup Titles: None
Chairman and Governor: Francesco Aquilini
President & General Manager: Michael D. Gillis
Head Coach: John Tortorella
Assistant Coaches:
Mike Sullivan, Glen Gulutzan, Darryl Williams
Public Relations Contact:
Ben Brown, 604.899.4609
Public Relations Fax: 604.899.4640
Press Box Phone: 604.899.4993

2012-13 SEASON

Record: 26-15-7, 59 pts.
Home: 15-6-3, 33 pts.
Away: 11-9-4, 26 pts.
Playoffs: Lost 4-0 (SJ) in CQF

LEADERS
Points: Henrik Sedin, 45
Goals: Alexandre Burrows, 13
Assists: Henrik Sedin, 34
+/-: Henrik Sedin, 19
PIM: Alexandre Burrows, 54
Def. Points: Dan Hamhuis, 24
Goaltending: Cory Schneider,
17-9-4, 2.11 GAA, .927 SV%, 5 SO

2012-13 RESULTS (1-0-2)

DATE	RESULT	ATTN	W/L GOALTENDERS	GWG GOAL
Mar 7, 2013	at CBJ 2, VAN 1 OT	13,632	Sergei Bobrovsky/Cory Schneider	Matthew Calvert
Mar 12, 2013	VAN 2, at CBJ 1 SO	14,852	Roberto Luongo/Sergei Bobrovsky	Mason Raymond
Mar 26, 2013	at VAN 1, CBJ 0 SO	18,910	Cory Schneider/Sergei Bobrovsky	Maxim Lapierre

GOALS BY PERIOD	1ST	2ND	3RD	OT	TOTAL	SHOTS BY PERIOD	1ST	2ND	3RD	OT	TOTAL
Columbus	1	1	0	1	3	Columbus	20	23	23	5	71
Vancouver	0	1	1	0	2	Vancouver	34	46	22	5	107

POWER PLAY	GOALS	ATTEMPTS	PCT	PENALTY KILLING	KILLS	ATTEMPTS	PCT
Columbus	0	7	0.0	Columbus	6	6	100.0
Vancouver	0	6	0.0	Vancouver	7	7	100.0

COLUMBUS	GP	G	A	TP	+/-	PM	PP	SH	S	PCT	VANCOUVER	GP	G	A	TP	+/-	PM	PP	SH	S	PCT
UMBERGER	3	1	0	1	1	2	0	0	4	25.0	H. SEDIN	3	1	0	1	0	2	0	0	5	20.0
CALVERT	3	1	0	1	-1	0	0	0	6	16.7	GARRISON	3	1	0	1	2	0	0	0	7	14.3
LETESTU	3	1	0	1	1	0	0	0	8	12.5	HAMHUIS	3	0	1	1	1	0	0	0	5	0.0
JOHANSEN	3	0	1	1	-1	2	0	0	5	0.0	D. SEDIN	3	0	1	1	0	0	0	0	9	0.0
TYUTIN	3	0	1	1	1	2	0	0	0	0.0	HANSEN	3	0	1	1	0	0	0	0	10	0.0
PROSPAL	3	0	1	1	1	0	0	0	6	0.0	BARKER	2	0	1	1	1	0	0	0	5	0.0
BRASSARD	3	0	1	1	1	2	0	0	7	0.0	LAPIERRE	3	0	0	0	0	2	0	0	4	0.0
FOLIGNO	3	0	1	1	1	0	0	0	6	0.0	BURROWS	3	0	0	0	1	0	0	0	9	0.0
JOHNSON	3	0	1	1	0	0	0	0	3	0.0	GORDON	1	0	0	0	0	0	0	0	2	0.0
NIKITIN	3	0	0	0	0	0	0	0	5	0.0	HIGGINS	3	0	0	0	-1	0	0	0	2	0.0

GOALTENDING

COLUMBUS	GP	MIN	GA	AVG	EN	SO	W	L	OTL	SA	SV%	VANCOUVER	GP	MIN	GA	AVG	EN	SO	W	L	OTL	SA	SV%
BOBROVSKY	3	194	2	.62	0	1	1	0	2	107	.981	SCHNEIDER	2	129	2	.93	0	1	1	0	1	44	.955
												LUONGO	1	65	1	.92	0	0	1	0	0	27	.963

COLUMBUS VS. VANCOUVER ALL-TIME

SEASON	W-L-T/O	HOME	AWAY	GF-GA	SF-SA	PP	PK	PIM
2000-01	0-3-1-0	0-1-1-0	0-2-0-0	8-15	114-116	1-of-19	8-of-12	45-47
2001-02	0-3-0-1	0-2-0-0	0-1-0-1	7-15	98-136	1-of-19	13-of-17	70-64
2002-03	2-1-1-0	1-0-1-0	1-1-0-0	14-17	114-133	7-of-26	17-of-22	89-98
2003-04	2-2-0-0	1-1-0-0	1-1-0-0	11-16	100-112	2-of-18	13-of-14	61-71
2005-06	1-3-0	1-1-0	0-2-0	15-20	124-130	8-of-30	17-of-28	84-80
2006-07	2-1-1	1-0-1	1-1-0	7-8	94-147	4-of-21	14-of-18	49-53
2007-08	2-2-0	1-1-0	1-1-0	7-10	116-90	3-of-25	15-of-17	70-86
2008-09	3-1-0	2-0-0	1-1-0	13-12	109-117	3-of-19	12-of-17	90-84
2009-10	1-2-1	0-1-1	1-1-0	14-18	121-133	1-of-16	12-of-15	34-38
2010-11	0-2-2	0-2-0	0-0-2	7-15	128-110	1-of-13	13-of-17	40-32
2011-12	1-3-0	1-1-0	0-2-0	7-12	139-129	1-of-13	10-of-13	30-30
2012-13	1-0-2	1-0-1	0-0-1	3-2	71-107	0-of-7	6-of-6	12-14
TOTAL	15-23-9	9-10-5	6-13-4	113-160	1328-1460	32-of-226	150-of-196	674-697

OVERALL

Current Streak:	1-0-2 since 3/7/13
Last Win:	3/7/13, 2-1 OTW at CBJ
Last Regulation Loss:	3/17/12, 3-4 at VAN
Most Lopsided Win:	2, 2x
Most Lopsided Loss:	5, 2x
Last Tie:	2/5/03, 4-4 at CBJ
Last OT Game:	3/26/13, 0-1 SOL at VAN
OT Record (W-L-T):	6-7-2
Most Goals Scored:	6, 2x
Most Goals Allowed:	7, 4x
Most Goals, Both Teams:	11, 3x
Longest Win Streak:	5, 1/15/08 - 1/18/09
Longest Pts. Streak:	5, 1/15/08 - 1/18/09 [5-0-0]
Longest Pointless Streak:	3, 3x, 3/27/11 - 11/29/11 most recent
Longest Winless Streak:	9, 1/5/10 - 11/29/11 [0-6-3]

AT CBJ

Current Streak:	2-0-1 since 12/13/11
Last Win:	3/7/13, 2-1 OT
Last Regulation Loss:	10/10/11, 2-3
Most Lopsided Win:	2, 10/21/08 [4-2]
Most Lopsided Loss:	5, 11/19/00 [1-6]
Last Tie:	2/5/03, 4-4
Last OT Game:	3/7/13, 2-1 OTW
OT Record (W-L-T):	3-3-2
Most Goals Scored:	6, 1/24/06 [6-5 W]
Most Goals Allowed:	7, 12/23/10 [3-7 L]
Most Goals, Both Teams:	11, 1/24/06 [6-5 W]
Longest Win Streak:	3, 1/15/08 - 12/1/08
Longest Pts. Streak:	3, 3x, 12/13/11 - current, most recent [2-0-1]
Longest Pointless Streak:	3, 12/23/10 - 10/10/11
Longest Winless Streak:	5, 2x, 2/12/10 - 10/10/11 most recent [0-4-1]

AT VAN

Current Streak:	0-3-3 since 1/5/10
Last Win:	10/5/09, 5-3
Last Regulation Loss:	3/17/12, 3-4
Most Lopsided Win:	2, 10/5/09 [5-3]
Most Lopsided Loss:	5, 2/23/03 [2-7]
Last Tie:	None
Last OT Game:	3/26/13, 0-1 SOL
OT Record (W-L-T):	3-4-0
Most Goals Scored:	6, 1/18/09 [6-5 SOW]
Most Goals Allowed:	7, 3x [1/5/10 most recent, 3-7 L]
Most Goals, Both Teams:	11, 2x [1/18/09 most recent, 6-5 SOW]
Longest Win Streak:	2, 2/29/08 - 1/18/09
Longest Pts. Streak:	2, 3x, 12/15/10 - 3/1/11 most recent [0-0-2]
Longest Pointless Streak:	3, 2x, 11/4/05 - 11/28/06 most recent
Longest Winless Streak:	6, 1/5/10 - current [0-3-3]

ALL-TIME RESULTS

2000-01	(0-3-1-0)	2001-02	(0-3-0-1)	2002-03	(2-1-1-0)	2003-04	(2-2-0-0)	2005-06	(1-3-0)	2006-07	(2-1-1)
11/19	VAN 6, at CBJ 1	10/30	at VAN 3, CBJ 1	1/10	CBJ 3, at VAN 2	10/13	at CBJ 3, VAN 2	11/4	at VAN 5, CBJ 3	10/6	VAN 3, at CBJ 2 OT
12/16	at VAN 4, CBJ 3	11/6	VAN 3, at CBJ 2	2/5	at CBJ 4, VAN 4 OT	10/28	at VAN 6, CBJ 3	1/24	at CBJ 6, VAN 5	11/28	at VAN 1, CBJ 0
1/6	at VAN 4, CBJ 3	3/14	VAN 5, at CBJ 1	2/23	at VAN 7, CBJ 2	3/6	VAN 4, at CBJ 0	2/6	at CBJ 7, CBJ 4	12/22	at CBJ 3, VAN 2
3/21	at CBJ 1, VAN 1 OT	3/28	at VAN 4, CBJ 3 OT	3/6	at CBJ 5, VAN 4 OT	3/21	CBJ 5, at VAN 4	3/17	VAN 3, at CBJ 2	1/30	CBJ 3, at VAN 2 SO
2007-08	(2-2-0)	2008-09	(3-1-0)	2009-10	(1-2-1)	2010-11	(0-2-2)	2011-12	(1-3-0)	2012-13	(1-0-2)
10/21	VAN 4, at CBJ 1	10/21	at CBJ 4, VAN 2	10/5	CBJ 5, at VAN 3	12/15	at VAN 3, CBJ 2 OT	10/10	VAN 3, at CBJ 2	3/7	at CBJ 2, VAN 1 OT
11/29	at VAN 2, CBJ 0	12/1	at CBJ 3, VAN 2	1/5	at VAN 7, CBJ 3	12/23	VAN 7, at CBJ 3	11/29	at VAN 4, CBJ 1	3/12	VAN 2, at CBJ 1 SO
1/15	at CBJ 3, VAN 2	1/18	CBJ 6, at VAN 5 SO	2/12	VAN 4, at CBJ 3	3/1	at VAN 2, CBJ 1 SO	12/13	at CBJ 2, VAN 1 SO	3/26	at VAN 1, CBJ 0 SO
2/29	CBJ 3, at VAN 2 OT	3/1	at VAN 3, CBJ 1	3/2	VAN 4, at CBJ 3 OT	3/27	VAN 4, at CBJ 1	3/17	at VAN 4, CBJ 3		

SHUTOUTS

CBJ	1	3/26/13, Bobrovsky 34 saves [0-1 SOL at VAN]
VAN	4	3/6/04, Hedberg 32 saves [0-4 at CBJ]; 11/28/06, Luongo 24 saves [0-1 at VAN]; 11/29/07, Luongo 26 saves [0-2 at VAN]; 3/26/13, Schneider 17 saves [0-1 SOL at VAN]

HAT TRICKS

CBJ	0	None
VAN	2	1/5/10, Burrows against Mason (2) and Garon (1) [3-7 L at VAN]; 12/15/10, Kesler against Garon (3) [2-3 L at VAN]

PENALTY SHOTS

CBJ	3	3/14/02, Sillinger unsuccessful against Cloutier [1-5 L at CBJ]; 2/6/06, Nash unsuccessful against Auld [4-7 L at VAN]; 10/10/11, Mayorov unsuccessful against Schneider [2-3 L at CBJ]
VAN	0	None




WASHINGTON CAPITALS

Verizon Center / 601 F Street NW / Washington, D.C. 20004
capitals.nhl.com / p: 202.266.2200 / f: 202.266.2210



ADAM OATES



ALEX OVECHKIN

DIRECTORY

First Season: 1974-75
Home Ice: Verizon Center
Capacity: 18,506 (opened in 1997)
Playoff Appearances: 24 (most recent, 2012-13)
Stanley Cup Titles: None
Majority Owner, Chairman and CEO: Ted Leonsis
VP and General Manager: George McPhee
Head Coach: Adam Oates
Assistant Coaches:
Calle Johansson, Blaine Forsythe
Public Relations Contact:
Sergey Kocharov, 202.266.2356
Public Relations Fax: 202.266.2360
Press Box Phone: 202.628.3200 x7600

2012-13 SEASON

Record: 27-18-3, 57 pts.
Home: 15-8-1, 31 pts.
Away: 12-10-2, 26 pts.
Playoffs: Lost 4-3 (NYR) in CQF

LEADERS

Points: Alex Ovechkin, 56
Goals: Alex Ovechkin, 32
Assists: Nicklas Backstrom, 40
+/-: Eric Fehr, 14
PIM: Matt Hendricks, 73
Def. Points: Mike Green, 26
Goaltending: Braden Holtby,
23-12-1, 2.58 GAA, .920 SV%, 4 SO

2011-12 RESULTS (0-1-0)

DATE	RESULT	ATTN	W/L GOALTENDERS	GWG GOAL
Dec. 31, 2011	WSH 4, at CBJ 2	18,199	Tomas Vokoun/Steve Mason	Dennis Wideman

GOALS BY PERIOD	1ST	2ND	3RD	OT	TOTAL
Columbus	0	2	0	-	2
Washington	0	0	4	-	4

SHOTS BY PERIOD	1ST	2ND	3RD	OT	TOTAL
Columbus	13	15	9	-	37
Washington	8	10	8	-	26

POWER PLAY	GOALS	ATTEMPTS	PCT
Columbus	0	1	0.0
Washington	1	1	100.0

PENALTY KILLING	KILLS	ATTEMPTS	PCT
Columbus	0	1	0.0
Washington	1	1	100.0

COLUMBUS	GP	G	A	TP	+/-	PM	PP	SH	S	PCT
MOORE	1	1	0	1	-1	0	0	0	3	33.3
PAHLSSON	1	1	0	1	1	0	0	0	1	100.0
METHOT	1	0	1	1	0	2	0	0	2	0.0
CARTER	1	0	1	1	-1	0	0	0	4	0.0
NASH	1	0	1	1	-1	0	0	0	4	0.0
UMBERGER	1	0	1	1	0	0	0	0	3	0.0
PROSPAL	1	0	0	0	0	0	0	0	1	0.0
SAVARD	1	0	0	0	0	0	0	0	1	0.0
LETESTU	1	0	0	0	0	0	0	0	3	0.0
BRASSARD	1	0	0	0	0	0	0	0	2	0.0

WASHINGTON	GP	G	A	TP	+/-	PM	PP	SH	S	PCT
WIDEMAN	1	1	2	3	3	0	0	0	3	33.3
OVECHKIN	1	2	0	2	1	2	1	0	6	33.3
SEMIN	1	1	0	1	0	0	0	0	3	33.3
ORLOV	1	0	1	1	0	2	0	0	0	0.0
JOHANSSON	1	0	1	1	1	0	0	0	0	0.0
ALZNER	1	0	1	1	-2	0	0	0	1	0.0
BACKSTROM	1	0	1	1	0	0	0	0	0	0.0
HAMRLIK	1	0	1	1	3	0	0	0	2	0.0
KNUBLE	1	0	0	0	0	0	0	0	2	0.0
CARLSON	1	0	0	0	-2	0	0	0	2	0.0

GOALTENDING

COLUMBUS	GP	MIN	GA	AVG	EN	SO	W	L	OTL	SA	SV%
MASON	1	57	4	4.15	0	0	0	1	0	26	.846

WASHINGTON	GP	MIN	GA	AVG	EN	SO	W	L	OTL	SA	SV%
VOKOUN	1	60	2	2.00	0	0	1	0	0	37	.946

COLUMBUS VS. WASHINGTON ALL-TIME

SEASON	W-L-T/O	HOME	AWAY	GF-GA	SF-SA	PP	PK	PIM
2000-01	1-0-0-0	1-0-0-0	0-0-0-0	3-1	19-33	1-of-9	6-of-7	34-36
2001-02	0-2-0-0	0-1-0-0	0-1-0-0	5-11	51-66	1-of-9	4-of-5	10-16
2002-03	0-0-1-1	0-0-0-1	0-0-1-0	5-6	57-69	3-of-14	5-of-7	27-39
2003-04	0-1-0-0	0-1-0-0	0-0-0-0	3-5	28-24	1-of-4	1-of-2	4-8
2005-06	0-1-0	0-0-0	0-1-0	2-3	37-19	0-of-9	6-of-8	18-18
2006-07	DID NOT PLAY							
2007-08	0-0-1	0-0-1	0-0-0	3-4	31-37	0-of-4	3-of-3	6-8
2008-09	2-0-0	1-0-0	1-0-0	6-0	54-71	2-of-10	11-of-11	20-20
2009-10	1-1-0	0-1-0	1-0-0	7-7	68-63	2-of-9	9-of-11	34-20
2010-11	0-0-1	0-0-0	0-0-1	3-4	23-33	0-of-2	1-of-1	7-9
2011-12	0-1-0	0-1-0	0-0-0	2-4	37-26	0-of-1	0-of-1	6-6
2012-13	DID NOT PLAY							
TOTAL	4-6-4	2-4-2	2-2-2	39-45	405-441	10-of-71	46-of-56	166-180

OVERALL

Current Streak: 0-2-1 since 4/3/10
 Last Win: 11/1/09, 5-4 OT at WSH
 Last Regulation Loss: 12/31/11, 2-4 at CBJ
 Most Lopsided Win: 3, 2x
 Most Lopsided Loss: 3, 2x
 Last Tie: 1/3/03, 2-2 at WSH
 Last OT Game: 3/31/11, 3-4 OTL at WSH
 OT Record (W-L-T): 1-3-1
 Most Goals Scored: 5, 11/1/09 (5-4 OTW at WSH)
 Most Goals Allowed: 6, 1/9/02 (3-6 L at WSH)
 Most Goals, Both Teams: 9, 2x
 Longest Win Streak: 3, 11/29/08 - 11/1/09
 Longest Pts. Streak: 4, 2/5/08 - 11/1/09 (3-0-1)
 Longest Pointless Streak: 2, 2x, 11/29/03 - 10/5/05 most recent
 Longest Winless Streak: 7, 1/9/02 - 2/5/08 (0-4-3)

AT CBJ

0-2-0 since 4/3/10
 11/29/08, 3-0
 12/31/11, 2-4
 3, 11/29/08 (3-0)
 3, 3/23/02 (2-5)
 None
 2/5/08, 3-4 OTL
 0-2-0
 3, 5x (11/29/08 most recent, 3-0 W)
 5, 2x (11/29/03 most recent, 3-5 L)
 8, 11/29/03 (3-5 L)
 1, 2x, 11/29/08 most recent
 2, 2/5/08 - 11/29/08 (1-0-1)
 2, 4/3/10 - current
 4, 3/23/02 - 2/5/08 (0-2-2)

AT WSH

0-0-1 since 3/31/11
 11/1/09, 5-4 OT
 10/5/05, 2-3
 3, 1/9/09 (3-0)
 3, 1/9/02 (3-6)
 1/3/03, 2-2
 3/31/11, 3-4 OTL
 1-1-1
 5, 11/1/09 (5-4 OTW)
 6, 1/9/02 (3-6 L)
 9, 2x (11/1/09 most recent, 4-5 OTL)
 2, 1/9/09 - 11/1/09
 3, 1/9/09 - current (2-0-1)
 1, 2x, 10/5/05 most recent
 3, 1/9/02 - 10/5/05 (0-2-1)

ALL-TIME RESULTS

2000-01	(1-0-0-0)	2001-02	(0-2-0-0)	2002-03	(0-0-1-1)	2003-04	(0-1-0-0)	2005-06	(0-1-0)	2006-07	(0-0-0)
10/27	at CBJ 3, WSH 1	1/9	at WSH 6, CBJ 3	11/5	WSH 4, at CBJ 3 OT	11/29	WSH 5, at CBJ 3	10/5	at WSH 3, CBJ 2	DID NOT PLAY	
		3/23	WSH 5, at CBJ 2	1/3	CBJ 2, at WSH 2 OT						
2007-08	(0-0-1)	2008-09	(2-0-0)	2009-10	(1-1-0)	2010-11	(0-0-1)	2011-12	(0-1-0)	2012-13	(0-0-0)
2/5	WSH 4, at CBJ 3 OT	11/29	at CBJ 3, WSH 0	11/1	CBJ 5, at WSH 4 OT	3/31	at WSH 4, CBJ 3 OT	12/31	WSH 4, at CBJ 2	DID NOT PLAY	
		1/9	CBJ 3, at WSH 0	4/3	WSH 3, at CBJ 2						

SHUTOUTS

CBJ 2 11/29/08, Mason 26 saves (3-0 at CBJ); 1/9/09, Mason 45 saves (3-0 at WSH)
 WSH 0 None

HAT TRICKS

CBJ 0 None
 WSH 1 11/29/03, Bondra against Denis (2) and Brathwaite (1) (3-5 L at CBJ)

PENALTY SHOTS

CBJ 0 None
 WSH 0 None




WINNIPEG JETS

MTS Centre / 300 Portage Ave. / Winnipeg, MB R3C 5S4
jets.nhl.com / p: 204.987.7825 / f: 204.926.5555



CLAUDE NOEL



EVANDER KANE

DIRECTORY

First Season: 1999-2000
(Relocated from Atlanta in 2011)
Home Ice: MTS Centre
Capacity: 15,004 (opened in 2004)
Playoff Appearances: 1 (2006-07)
Stanley Cup Titles: None
Executive VP & General Manager: Kevin Cheveldayoff
Head Coach: Claude Noel
Assistant Coaches:
Charlie Huddy, Pascal Vincent, Perry Pearn
Public Relations Contact:
Scott Brown, 204.926.5570
Public Relations Fax: 204.926.5555
Press Box Phone: 204.926.5577

2012-13 SEASON

Record: 24-21-3, 51 pts.
Home: 13-10-1, 27 pts.
Away: 11-11-2, 24 pts.
Playoffs: Did not qualify

LEADERS

Points: Andrew Ladd, 46
Goals: Blake Wheeler, 19
Assists: Andrew Ladd, 28
+/-: Andrew Ladd and Grant Clitsome, 10
PIM: Evander Kane, 80
Def. Points: Dustin Byfuglien, 28
Goaltending: Ondrej Pavelec, 21-20-3, 2.80 GAA, .905 SV%, 0 SO

2011-12 RESULTS (1-0-0)

DATE	RESULT	ATTN	W/L GOALTENDERS	GWG GOAL
Nov. 12, 2011	at CBJ 2, WPG 1	15,581	Steve Mason/Ondrej Pavelec	Ryan Johansen

GOALS BY PERIOD	1ST	2ND	3RD	OT	TOTAL
Columbus	1	0	1	-	2
Winnipeg	0	0	1	-	1

SHOTS BY PERIOD	1ST	2ND	3RD	OT	TOTAL
Columbus	10	13	4	-	27
Winnipeg	12	10	14	-	36

POWER PLAY	GOALS	ATTEMPTS	PCT
Columbus	0	4	0.0
Winnipeg	0	5	0.0

PENALTY KILLING	KILLS	ATTEMPTS	PCT
Columbus	5	5	100.0
Winnipeg	4	4	100.0

COLUMBUS	GP	G	A	TP	+/-	PM	PP	SH	S	PCT
JOHANSEN	1	2	0	2	2	0	0	0	3	66.7
PROSPAL	1	0	1	1	2	0	0	0	1	0.0
NIKITIN	1	0	1	1	1	0	0	0	1	0.0
METHOT	1	0	1	1	1	2	0	0	4	0.0
WISNIEWSKI	1	0	1	1	0	2	0	0	1	0.0
PAHLSSON	1	0	0	0	0	0	0	0	1	0.0
MOORE	1	0	0	0	0	2	0	0	2	0.0
CALVERT	1	0	0	0	0	0	0	0	0	0.0
LETESTU	1	0	0	0	2	0	0	0	0	0.0
DORSETT	1	0	0	0	0	2	0	0	1	0.0

WINNIPEG	GP	G	A	TP	+/-	PM	PP	SH	S	PCT
STUART	1	1	0	1	-1	0	0	1	2	50.0
BYFUGLIEN	1	0	1	1	-1	2	0	0	2	0.0
THORBURN	1	0	0	0	0	5	0	0	1	0.0
BURMISTROV	1	0	0	0	0	0	0	0	4	0.0
ANTROPOV	1	0	0	0	0	0	0	0	3	0.0
KANE	1	0	0	0	-1	0	0	0	5	0.0
BOGOSIAN	1	0	0	0	0	2	0	0	1	0.0
POSTMA	1	0	0	0	0	0	0	0	2	0.0
LITTLE	1	0	0	0	-1	0	0	0	3	0.0
STAPLETON	1	0	0	0	0	0	0	0	0	0.0

GOALTENDING

COLUMBUS	GP	MIN	GA	AVG	EN	SO	W	L	OTL	SA	SV%
MASON	1	59	1	1.00	0	0	1	0	0	36	.972

WINNIPEG	GP	MIN	GA	AVG	EN	SO	W	L	OTL	SA	SV%
PAVELEC	1	58	2	2.05	0	0	0	1	0	27	.926

COLUMBUS VS. WINNIPEG ALL-TIME

SEASON	W-L-T/O	HOME	AWAY	GF-GA	SF-SA	PP	PK	PIM
2000-01	1-1-0-0	0-1-0-0	1-0-0-0	4-2	56-60	1-of-8	10-of-10	32-41
2001-02	1-0-0-0	1-0-0-0	0-0-0-0	5-4	31-31	3-of-4	3-of-3	11-13
2002-03	0-2-0-0	0-1-0-0	0-1-0-0	4-6	67-57	1-of-10	10-of-11	32-40
2003-04	1-1-0-0	1-0-0-0	0-1-0-0	5-4	50-41	0-of-12	11-of-13	52-50
2005-06	0-1-0	0-0-0	0-1-0	2-5	28-31	1-of-5	5-of-6	31-19
2006-07	DID NOT PLAY							
2007-08	1-0-0	1-0-0	0-0-0	2-0	28-21	1-of-4	2-of-2	9-13
2008-09	1-0-0	0-0-0	1-0-0	2-0	31-15	0-of-3	2-of-2	11-13
2009-10	2-0-0	1-0-0	1-0-0	6-4	42-64	1-of-6	8-of-10	22-14
2010-11	1-0-0	0-0-0	1-0-0	3-0	42-25	0-of-1	2-of-2	4-2
2011-12	1-0-0	1-0-0	0-0-0	2-1	27-36	0-of-4	5-of-5	15-13
2012-13	DID NOT PLAY							
TOTAL	9-5-0	5-2-0	4-3-0	35-26	402-381	8-of-57	58-of-64	219-218

OVERALL

Current Streak:	6-0-0 since 12/26/07
Last Win:	11/12/11, 2-1 at CBJ
Last Regulation Loss:	12/9/05, 2-5 at ATL
Most Lopsided Win:	3, 2x
Most Lopsided Loss:	3, 12/9/05 (2-5 at ATL)
Last Tie:	None
Last OT Game:	4/12/02, 5-4 OTW at CBJ
OT Record (W-L-T):	1-0-0
Most Goals Scored:	5, 4/12/02 (5-4 OTW at CBJ)
Most Goals Allowed:	5, 12/9/05 (2-5 L at ATL)
Most Goals, Both Teams:	9, 4/12/02 (5-4 OTW at CBJ)
Longest Win Streak:	6, 12/26/07 - current
Longest Pts. Streak:	6, 12/26/07 - current (6-0-0)
Longest Pointless Streak:	3, 3/17/03 - 10/9/03
Longest Winless Streak:	3, 3/17/03 - 10/9/03 (0-3-0)

AT CBJ

Current Streak:	4-0-0 since 11/7/03
Last Win:	11/12/11, 2-1
Last Regulation Loss:	3/22/03, 2-3
Most Lopsided Win:	2, 2x (12/26/07 most recent, 2-0)
Most Lopsided Loss:	1, 2x (3/22/03 most recent, 2-3)
Last Tie:	None
Last OT Game:	4/12/02, 5-4 OTW
OT Record (W-L-T):	1-0-0
Most Goals Scored:	5, 4/12/02 (5-4 OTW)
Most Goals Allowed:	4, 4/12/02 (5-4 OTW)
Most Goals, Both Teams:	9, 4/12/02 (5-4 OTW)
Longest Win Streak:	4, 11/7/03 - current
Longest Pts. Streak:	4, 11/7/03 - current (4-0-0)
Longest Pointless Streak:	1, 2x, 3/22/03 most recent
Longest Winless Streak:	1, 2x, 3/22/03 most recent (0-1-0)

AT WPG

Current Streak:	3-0-0 since 11/22/08
Last Win:	11/4/10, 3-0
Last Regulation Loss:	12/9/05, 2-5
Most Lopsided Win:	3, 2x (11/4/10 most recent, 3-0)
Most Lopsided Loss:	3, 12/9/05 (2-5)
Last Tie:	None
Last OT Game:	None
OT Record (W-L-T):	0-0-0
Most Goals Scored:	4, 11/5/09 (4-3 W)
Most Goals Allowed:	5, 12/9/05 (2-5 L)
Most Goals, Both Teams:	7, 2x (11/5/09 most recent, 4-3 W)
Longest Win Streak:	3, 11/22/08 - current
Longest Pts. Streak:	3, 11/22/08 - current (3-0-0)
Longest Pointless Streak:	3, 3/17/03 - 12/9/05
Longest Winless Streak:	3, 3/17/03 - 12/9/05 (0-3-0)

ALL-TIME RESULTS

2000-01	(1-1-0-0)	2001-02	(1-0-0-0)	2002-03	(0-2-0-0)	2003-04	(1-1-0-0)	2005-06	(0-1-0)	2006-07	(0-0-0)
12/2	ATL 2, at CBJ 1	4/12	at CBJ 5, ATL 4 OT	3/17	at ATL 3, CBJ 2	10/9	at ATL 2, CBJ 1	12/9	at ATL 5, CBJ 2	DID NOT PLAY	
3/16	CBJ 3, at ATL 0			3/22	ATL 3, at CBJ 2	11/7	at CBJ 4, ATL 2				
2007-08	(1-0-0)	2008-09	(1-0-0)	2009-10	(2-0-0)	2010-11	(1-0-0)	2011-12	(1-0-0)	2012-13	(0-0-0)
12/26	at CBJ 2, ATL 0	11/22	CBJ 2, at ATL 0	11/5	CBJ 4, at ATL 3	11/4	CBJ 3, at ATL 0	11/12	at CBJ 2, WPG 1	DID NOT PLAY	
				3/11	at CBJ 2, ATL 1						

SHUTOUTS

CBJ	4	3/16/01, Tugnutt 34 saves (3-0 at ATL); 12/26/07, Leclaire 21 saves (2-0 at CBJ); 11/22/08, Mason 15 saves (2-0 at ATL); 11/4/10, Garon 25 saves (3-0 at ATL)
WPG	0	None

HAT TRICKS

CBJ	2	3/16/01, Wright against Maracle (2) and 1 EN (3-0 W at ATL); 11/7/03, Vyborny against Dafoe (2) and 1 EN (4-2 W at CBJ)
WPG	1	12/9/05, Petrovicky against Leclaire (2) and 1 EN (2-5 L at ATL)

PENALTY SHOTS

CBJ	0	None
WPG	1	4/12/02, Hrkac goal against Denis (5-4 OTW at CBJ)

FOX SPORTS OHIO BLUE LINE



Blue Jackets fans have a choice of two convenient FOX Sports Ohio Blue Line locations to shop for official team merchandise. The flagship store at Nationwide Arena is joined by a suburban location inside The Mall at Tuttle Crossing. Both feature a wide array of official Blue Jackets and National Hockey League merchandise.

Fans can shop for jerseys, hats, t-shirts, fleece, outerwear and much more, including a full line of Center Ice apparel from Reebok, the official supplier of the NHL. In addition to the popular third jersey that was introduced in 2010, the Reebok Premier and EDGE jerseys are also available in adult, youth and women's styles and may be personalized with any name and number.

A broad collection of game-worn jerseys, game-used equipment and other autographed memorabilia can also be found at the Nationwide Arena location. More unique offerings include: exclusive apparel, novelties and collector's series items.

As an added convenience for customers at the Mall at Tuttle Crossing location, the suburban store serves as an official outlet where shoppers may purchase tickets for Blue Jackets games and most other special events held at Nationwide Arena.

FOX SPORTS OHIO BLUE LINE LOCATIONS

Nationwide Arena

200 W. Nationwide Blvd.
Columbus, Ohio 43215
614-246-3200

Hours of Operation

Monday-Friday 10 a.m. to 6 p.m.
Saturday 11 a.m. to 5 p.m.
*open during Blue Jackets games

The Mall at Tuttle Crossing

7001 Dublin Park Drive
Dublin, Ohio 43016
614-246-3205

Hours of Operation

Monday-Saturday 10 a.m. to 9 p.m.
Sunday 12 p.m. to 6 p.m.

2013
NHL
AWARDS

NHL NETWORK

NHL
AWARDS

NHL.COM
NHL NETWORK

2013
NHL
AWARDS

NHL.COM
NHL NETWORK

2013
NHL
AWARDS

2013
NHL
AWARDS

NHL
NHL NETWORK

NHL
NHL NETWORK

2013
NHL
AWARDS

2013
NHL
AWARDS

NHL
NHL NETWORK

NHL
NHL NETWORK



COLUMBUS BLUE JACKETS



RECORD BOOK



ALL-TIME STATISTICS

TEAM TOTALS

Games Played:	950	Goals:	2,932	Shorthanded Goals:	77	Shootout Wins, Home:	21
Wins:	366	Goals, Home:	1,231	Overtime Games:	211	Shootout Wins, Road:	22
Wins, Home:	224	Goals, Road:	1,071	Overtime Wins:	85	Shootout Losses:	54
Wins, Road:	142	Goals Against:	2,813	Overtime Wins, Home:	46	Shootout Losses, Home:	27
Losses:	458	Goals Against, Home:	1,295	Overtime Wins, Road:	39	Shootout Losses, Road:	27
Losses, Home:	186	Goals Against, Road:	1,518	Overtime Losses:	43	Shutouts For:	63
Losses, Road:	272	Assists:	3,904	Overtime Losses, Home:	23	Shutouts Against:	91
Ties:	33	Scoring Points:	6,186	Overtime Losses, Road:	20		
Ties, Home:	18	Penalty Minutes:	14,342	Shootout Games:	97		
Ties, Road:	15	Power Play Goals:	627	Shootout Wins:	43		

TEAM TOTALS BY SEASON

GOALS SCORED

2000-01	190	2.32 avg.	26th
2001-02	164	2.00 avg.	30th
2002-03	213	2.60 avg.	16th
2003-04	177	2.16 avg.	29th
2005-06	215	2.62 avg.	28th
2006-07	196	2.39 avg.	28th
2007-08	190	2.32 avg.	29th
2008-09	220	2.68 avg.	21st
2009-10	214	2.61 avg.	20th-T
2010-11	210	2.56 avg.	24th
2011-12	198	2.42 avg.	26th
2012-13	115	2.40 avg.	25th

SHOTS

2000-01	2,082	25.4 avg.	27th
2001-02	2,046	25.0 avg.	27th
2002-03	2,143	26.1 avg.	27th
2003-04	2,280	27.8 avg.	18th
2005-06	2,250	27.4 avg.	29th
2006-07	2,273	27.7 avg.	25th
2007-08	2,378	29.0 avg.	14th
2008-09	2,370	28.9 avg.	20th-T
2009-10	2,338	28.5 avg.	26th
2010-11	2,506	30.6 avg.	14th
2011-12	2,454	29.9 avg.	14th
2012-13	1,283	26.7 avg.	27th

SHUTOUTS

2000-01	4
2001-02	3
2002-03	5
2003-04	5
2005-06	1
2006-07	4
2007-08	11
2008-09	11
2009-10	6
2010-11	6
2011-12	2
2012-13	4

GOALS AGAINST

2000-01	233	2.84 avg.	19th
2001-02	255	3.11 avg.	28th
2002-03	263	3.21 avg.	29th
2003-04	238	2.90 avg.	24th
2005-06	276	3.37 avg.	26th
2006-07	244	2.98 avg.	16th
2007-08	210	2.56 avg.	8th
2008-09	223	2.72 avg.	9th-T
2009-10	249	3.04 avg.	24th
2010-11	250	3.05 avg.	26th
2011-12	257	3.13 avg.	28th
2012-13	115	2.40 avg.	9th-T

SHOTS AGAINST

2000-01	2,475	30.2 avg.	26th
2001-02	2,469	30.1 avg.	25th
2002-03	2,641	32.2 avg.	28th
2003-04	2,623	32.0 avg.	28th
2005-06	2,762	33.7 avg.	28th
2006-07	2,345	28.6 avg.	10th
2007-08	2,247	27.4 avg.	6th-T
2008-09	2,281	27.8 avg.	3rd
2009-10	2,514	30.7 avg.	17th
2010-11	2,447	29.8 avg.	11th
2011-12	2,537	30.9 avg.	25th
2012-13	1,436	26.7 avg.	19th

SHUTOUTS AGAINST

2000-01	7
2001-02	11
2002-03	9
2003-04	11
2005-06	5
2006-07	16
2007-08	6
2008-09	6
2009-10	4
2010-11	6
2011-12	5
2012-13	5

FACE-OFF PERCENTAGE

2000-01	51.2	9th
2001-02	50.1	15th-T
2002-03	48.6	23rd
2003-04	47.8	25th
2005-06	49.4	20th
2006-07	50.2	14th
2007-08	52.3	4th
2008-09	51.2	11th-T
2009-10	51.0	9th
2010-11	51.2	8th-T
2011-12	50.9	9th
2012-13	52.0	4th-T

PENALTY MINUTES

2000-01	1,234	15.0 avg.	15th
2001-02	1,198	14.6 avg.	20th
2002-03	1,505	18.4 avg.	2nd
2003-04	1,209	14.7 avg.	17th-T
2005-06	1,396	17.0 avg.	12th
2006-07	1,357	16.5 avg.	28th
2007-08	1,301	16.2 avg.	25th
2008-09	1,207	15.0 avg.	21st
2009-10	1,070	13.2 avg.	18th
2010-11	1,127	13.6 avg.	22nd-T
2011-12	1,053	12.6 avg.	23rd-T
2012-13	605	12.6 avg.	23rd

RECORD BY SEASON

YEAR	HOME						ROAD						OVERALL						FINISH
	GP	W	L	T	OTL	PTS	GP	W	L	T	OTL	PTS	GP	W	L	T	OTL	PTS	
2000-01	41	19	15	4	3	45	41	9	24	5	3	26	82	28	39	9	6	71	4th-T Central/13th Western
2001-02	41	14	18	5	4	37	41	8	29	3	1	20	82	22	47	8	5	57	5th Central/15th Western
2002-03	41	20	14	5	2	47	41	9	28	3	1	22	82	29	42	8	3	69	5th Central/15th Western
2003-04	41	17	18	4	2	40	41	8	27	4	2	22	82	25	45	8	4	62	4th Central/14th Western
2005-06	41	23	18	...	0	46	41	12	25	...	4	28	82	35	43	...	4	74	3rd Central/13th Western
2006-07	41	18	19	...	4	40	41	15	23	...	3	33	82	33	42	...	7	73	4th Central/11th Western
2007-08	41	20	14	...	7	47	41	14	22	...	5	33	82	34	36	...	12	80	4th Central/13th Western
2008-09	41	25	13	...	3	53	41	16	18	...	7	39	82	41	31	...	10	92	4th Central/7th Western
2009-10	41	20	12	...	9	49	41	12	23	...	6	30	82	32	35	...	15	79	5th Central/14th Western
2010-11	41	17	19	...	5	39	41	17	16	...	8	42	82	34	35	...	13	81	5th Central/13th Western
2011-12	41	17	21	...	3	37	41	12	25	...	4	28	82	29	46	...	7	65	5th Central/15th Western
2012-13	24	14	5	...	5	33	24	10	12	...	2	22	48	24	17	...	7	55	4th Central/9th Western

ATTENDANCE

YEAR	GP	TOTAL ATTENDANCE	AVERAGE	CAPACITY	% OF CAPACITY	SELLOUTS
2000-01	41	715,513	17,452	18,136	96.2 pct.	26
2001-02	41	743,576	18,136	18,136	100 pct.	41
2002-03	41	727,522	17,744	18,136	97.8 pct.	23
2003-04	41	712,415	17,376	18,136	95.8 pct.	16
2005-06	41	688,655	16,796	18,136	92.6 pct.	9
2006-07	41	672,443	16,401	18,136	90.4 pct.	5
2007-08	41	592,824	14,459	18,144	79.7 pct.	2
2008-09	41	637,334	15,545	18,144	85.7 pct.	7
2009-10	41	632,086	15,417	18,144	85.0 pct.	7
2010-11	40	546,350	13,659	18,144	75.3 pct.	6
2011-12	41	601,071	14,660	18,144	80.8 pct.	4
2012-13	24	349,558	14,564	18,144	80.3 pct.	3

SPECIAL TEAMS BY SEASON

POWER PLAY					ROAD				OVERALL			
YEAR	HOME				G	ATT	PCT	RANK	G	ATT	PCT	RANK
	G	ATT	PCT	RANK								
2000-01	37	219	16.9	20th	19	162	11.7	26th	56	381	14.7	22nd
2001-02	29	188	15.4	20th	21	168	12.5	26th	50	356	14.0	25th
2002-03	41	216	19.0	7th	30	194	15.5	15th	71	410	17.3	12th
2003-04	38	227	16.7	17th	20	174	11.5	27th	58	401	14.5	24th
2005-06	34	236	14.4	30th	30	215	14.0	27th	64	451	14.2	28th
2006-07	41	224	18.3	16th	24	214	11.2	29th	65	438	14.8	26th
2007-08	29	176	16.5	19th	24	180	13.3	27th-T	53	356	14.9	26th
2008-09	23	188	12.2	30th	18	134	13.4	30th	41	322	12.7	30th
2009-10	27	164	16.5	25th	29	144	20.1	7th	56	308	18.2	14th
2010-11	21	166	12.6	30th	21	135	15.6	18th	42	301	14.0	29th
2011-12	28	163	17.2	16th-T	21	154	13.6	23rd	49	317	15.5	24th
2012-13	14	86	16.3	23rd	8	69	11.6	27th	22	155	14.2	28th

PENALTY KILL					ROAD				OVERALL			
YEAR	HOME				GA	ATT	PCT	RANK	GA	ATT	PCT	RANK
	GA	ATT	PCT	RANK								
2000-01	30	179	83.2	21st	40	184	78.3	27th	70	363	80.7	27th
2001-02	26	143	81.8	27th	26	163	84.0	16th	52	306	83.0	22nd
2002-03	26	193	86.5	4th	34	216	84.3	9th	60	409	85.3	8th
2003-04	18	152	88.2	4th	32	185	82.7	17th	50	337	85.2	9th
2005-06	41	244	83.2	17th	54	279	80.6	18th-T	95	523	81.8	17th
2006-07	37	207	82.1	20th	48	246	80.5	18th	85	453	81.2	21st
2007-08	31	170	81.8	22nd	32	208	84.6	5th	63	378	83.3	9th
2008-09	27	174	84.5	8th	35	172	79.6	21st	62	346	82.1	13th
2009-10	25	153	83.7	11th-T	36	181	80.1	20th	61	334	81.7	17th
2010-11	25	154	83.8	12th	37	160	76.9	26th	62	314	81.7	22nd
2011-12	25	128	80.5	26th	39	146	73.3	30th	64	274	76.6	30th
2012-13	8	67	88.1	6th	17	77	77.9	21st	25	144	82.6	11th

ALL-TIME STATISTICS

SPECIAL TEAMS BY SEASON (CONT.)

SHORTHANDED YEAR	HOME				ROAD				OVERALL			
	GF	RANK	GA	RANK	GF	RANK	GA	RANK	GF	RANK	GA	RANK
2000-01	1	28th-T	5	20th-T	2	25th-T	3	5th-T	3	28th-T	8	14th-T
2001-02	2	22nd-T	3	9th-T	1	22nd-T	5	19th-T	3	26th-T	8	17th-T
2002-03	4	9th-T	3	7th-T	8	1st-T	6	26th	12	2nd-T	9	20th-T
2003-04	2	20th-T	7	27th	3	22nd-T	7	27th	5	24th-T	14	27th
2005-06	6	10th-T	6	19th-T	4	16th-T	2	2nd	10	14th-T	8	8th-T
2006-07	2	22nd-T	3	7th-T	4	15th-T	7	23rd-T	6	21st-T	10	17th-T
2007-08	2	23rd-T	4	13th-T	6	5th-T	1	1st	8	12th-T	5	4th-T
2008-09	4	12th-T	6	26th-T	4	12th-T	6	24th-T	9	11th-T	12	27th
2009-10	3	18th-T	3	16th-T	3	10th-T	6	23rd-T	6	16th-T	9	26th-T
2010-11	1	26th-T	8	28th	5	8th-T	3	11th-T	6	15th-T	11	26th-T
2011-12	3	14th-T	5	23rd-T	4	6th-T	3	14th-T	7	9th-T	8	21st-T
2012-13	1	13th-T	1	5th-T	2	7th-T	1	6th-T	3	8th-T	2	7th-T

SITUATIONAL SCORING BY SEASON

YEAR	5-ON-5	5-ON-4	5-ON-3	4-ON-4	4-ON-3	3-ON-3	3-ON-4	3-ON-5	4-ON-5	EMPTY NET	PEN. SHOT
2000-01	116-139	47-8	7-0	6-9	1-0	0-0	1-0	0-2	1-68	9-7	2-0
2001-02	100-173	43-7	4-0	7-13	3-0	0-0	0-1	0-3	3-48	4-9	0-1
2002-03	117-182	63-8	4-0	5-9	4-0	0-0	0-1	0-5	11-54	9-4	0-0
2003-04	103-158	48-11	8-0	8-8	2-0	0-0	0-0	0-3	3-47	4-10	1-1
2005-06	131-160	53-8	8-0	7-6	3-0	0-0	1-1	0-10	8-83	3-8	1-0
2006-07	113-133	52-7	11-0	10-13	2-0	0-0	0-3	0-12	6-70	2-5	0-1
2007-08	113-126	45-1	6-0	10-10	1-0	0-0	0-2	1-7	5-53	9-9	0-2
2008-09	155-134	39-9	1-0	9-8	1-0	0-1	0-1	0-6	7-55	7-9	1-0
2009-10	137-168	48-8	5-0	5-9	1-0	0-0	0-1	1-4	5-55	11-3	1-1
2010-11	143-163	37-10	4-0	10-9	1-0	0-0	0-1	0-4	6-56	9-7	0-0
2011-12	132-166	42-6	6-0	2-9	0-0	0-0	0-0	0-1	6-63	9-12	1-0
2012-13	84-81	19-1	1-0	4-4	2-0	0-0	0-1	0-3	3-19	2-6	0-0
TOTAL	1444-1783	536-84	65-0	73-107	21-0	0-1	2-12	2-60	64-671	78-89	7-6

20-PLUS GOAL SEASONS

PLAYER	SEASON	DATE/OPPONENT	GM.	TOT.	PLAYER	SEASON	DATE/OPPONENT	GM.	TOT.
Geoff Sanderson	2000-01	Jan. 21 vs. Tampa Bay	48	30	Fredrik Modin	2006-07	Mar. 25 at St. Louis	72	22
Steve Heinze*	2000-01	Mar. 1 vs. Nashville	62	22*	Rick Nash	2007-08	Dec. 31 vs. Edmonton	39	38
Ray Whitney	2001-02	Mar. 21 vs. Detroit	56	21	Nikolai Zherdev	2007-08	Jan. 19 at Dallas	48	26
Mike Sillinger	2001-02	Apr. 6 at Montreal	76	20	Rick Nash	2008-09	Jan. 27 vs. Detroit	48	40
Geoff Sanderson	2002-03	Dec. 31 vs. Pittsburgh	37	34	R.J. Umberger	2008-09	Feb. 19 at Toronto	59	26
Ray Whitney	2002-03	Mar. 6 vs. Vancouver	65	24	Kristian Huselius	2008-09	Mar. 13 at Chicago	66	21
Andrew Cassels	2002-03	Apr. 4 vs. Detroit	78	20	Rick Nash	2009-10	Jan. 16 vs. Chicago	50	33
David Vyborny	2002-03	Apr. 6 at Minnesota	79	20	Antoine Vermette	2009-10	Mar. 2 vs. Vancouver	64	27
Rick Nash	2003-04	Dec. 19 vs. Calgary	31	41	R.J. Umberger	2009-10	Mar. 11 vs. Atlanta	68	23
David Vyborny	2003-04	Mar. 14 at Minnesota	72	22	Kristian Huselius	2009-10	Mar. 19 vs. Minnesota	71	23
Rick Nash	2005-06	Mar. 15 at Chicago	66	31	Rick Nash	2010-11	Jan. 8 at Los Angeles	41	32
Nikolai Zherdev	2005-06	Mar. 4 at Los Angeles	60	27	R.J. Umberger	2010-11	Feb. 25 vs. Phoenix	60	25
David Vyborny	2005-06	Apr. 15 vs. Chicago	80	22	Rick Nash	2011-12	Feb. 21 vs. San Jose	60	30
Rick Nash	2006-07	Mar. 3 at Phoenix	59	27	R.J. Umberger	2011-12	Apr. 7 at NY Islanders	82	20

*Had 22 goals in 65 games with Columbus before being traded to Buffalo. Finished the season with 27 goals in 79 games.

HAT TRICKS

HAT TRICKS FOR - 23

GOALS	PLAYER	DATE	OPPONENT	GOALTENDER	RESULT
3	Geoff Sanderson	Feb. 10, 2001	Nashville	Mike Dunham	W, 3-2
3	Deron Quint	Mar. 9, 2001	at Florida	Trevor Kidd	W, 7-6
3	Tyler Wright	Mar. 16, 2001	at Atlanta	Norm Maracle (2, EN)	W, 3-0
3	Espen Knutsen	Jan. 24, 2002	San Jose	Evgeni Nabokov (2), Miikka Kiprusoff	W, 6-2
3	Tyler Wright	Oct. 27, 2002	Los Angeles	Jamie Storr	W, 5-1
3	Ray Whitney	Feb. 27, 2003	Los Angeles	Jamie Storr (2, EN)	W, 3-1
3	Tyler Wright	Mar. 20, 2003	Toronto	Trevor Kidd	W, 4-3 OT
4	Geoff Sanderson	Mar. 29, 2003	at Calgary	Roman Turek (3, EN)	W, 6-4
3	David Vyborny	Nov. 7, 2003	Atlanta	Byron Dafoe (2, EN)	W, 4-2
3	Bryan Berard	Jan. 8, 2006	at Phoenix	Curtis Joseph	W, 5-2
3	Rick Nash	Apr. 7, 2006	at Detroit	Manny Legace	L, 6-5 SO
3	Rick Nash	Dec. 31, 2007	Edmonton	Dwayne Roloson (2, EN)	W, 4-2
3	Nikita Filatov	Jan. 10, 2009	Minnesota	Josh Harding	W, 4-2
3	Rick Nash	Jan. 27, 2009	Detroit	Chris Osgood	W, 3-2 OT
3	Rick Nash	Mar. 7, 2009	at Detroit	Chris Osgood	W, 8-2
3	R.J. Umberger	Nov. 30, 2009	St. Louis	Chris Mason (2, EN)	W, 5-2
3	Rick Nash	Nov. 20, 2010	at San Jose	Antero Nittymaki	W, 3-0
3	Kristian Huselius	Dec. 16, 2010	at Edmonton	Nikolai Khabibulin	L, 3-6
3	Matt Calvert	Feb. 25, 2011	Phoenix	Ilya Bryzgalov	W, 5-3
3	Jeff Carter	Dec. 22, 2011	at Nashville	Pekka Rinne	L, 5-6
3	Jeff Carter	Feb. 21, 2012	San Jose	Antti Niemi-2 & Thomas Greiss-1	W, 6-3
3	R.J. Umberger	Mar. 23, 2012	Carolina	Cam Ward	W, 5-1
3	Cam Atkinson	Apr. 5, 2012	at Colorado	Semyon Varlamov	W, 5-2

HAT TRICKS AGAINST - 28

GOALS	PLAYER	DATE	OPPONENT	GOALTENDER	RESULT
3	Bill Guerin	Feb. 4, 2002	Boston	Marc Denis	L, 0-8
3	Marian Gaborik	Mar. 10, 2002	at Minnesota	Ron Tugnutt	L, 0-5
3	Marian Hossa	Nov. 23, 2002	at Ottawa	J.F. Labbe	L, 3-5
3	Pavel Bure	Dec. 3, 2002	at NY Rangers	Marc Denis	L, 3-5
3	Joe Sakic	Mar. 13, 2003	Colorado	Marc Denis	L, 1-5
3	Peter Bondra	Nov. 29, 2003	Washington	Marc Denis (2), Fred Brathwaite	L, 3-5
3	Bill Guerin	Mar. 3, 2004	at Dallas	Marc Denis	L, 2-4
3	Jason Williams	Oct. 22, 2005	Detroit	Marc Denis	L, 0-6
3	Alexander Frolov	Nov. 13, 2005	Los Angeles	Martin Prusek (2), Marc Denis	L, 2-8
3	Craig Conroy	Nov. 13, 2005	Los Angeles	Martin Prusek, Marc Denis (2)	L, 2-8
3	Ronald Petrovicky	Dec. 9, 2005	at Atlanta	Pascal Leclaire (2, EN)	L, 2-5
3	Jonathan Cheechoo	Jan. 5, 2006	at San Jose	Marc Denis	L, 3-6
3	Dan Cleary	Dec. 28, 2006	Detroit	Fredrik Norrena	L, 4-7
3	Ryane Clowe	Jan. 6, 2007	at San Jose	Fredrik Norrena	L, 2-5
3	Joe Sakic	Oct. 13, 2007	at Colorado	Pascal Leclaire	L, 1-5
3	Henrik Zetterberg	Mar. 19, 2008	at Detroit	Fredrik Norrena	L, 1-3
3	Loui Eriksson	Dec. 18, 2008	at Dallas	Pascal Leclaire	L, 5-6 SO
3	Dany Heatley	Oct. 8, 2009	at San Jose	Steve Mason (2), Mathieu Garon	L, 3-6
3	Steve Sullivan	Dec. 14, 2009	Nashville	Steve Mason	L, 3-5
3	Alexandre Burrows	Jan. 5, 2010	at Vancouver	Steve Mason (2), Mathieu Garon	L, 3-7
3	Rene Bourque	Oct. 22, 2010	Calgary	Steve Mason	L, 2-6
3	Ryan Kesler	Dec. 15, 2010	at Vancouver	Mathieu Garon	L, 2-3
3	Anze Kopitar	Mar. 11, 2011	Los Angeles	Steve Mason	L, 2-4
3	Ryan Jones	Dec. 2, 2012	at Edmonton	Curtis Sanford	L, 3-6
3	Corey Perry	Jan. 8, 2012	at Anaheim	Curtis Sanford	L, 4-7
3	Viktor Stalberg	Jan. 10, 2012	at Chicago	Curtis Sanford	L, 2-5
3	Corey Perry	Feb. 12, 2012	Anaheim	Steve Mason	L, 3-5
3	Steve Sullivan	Jan. 23, 2013	at Phoenix	Steve Mason	L, 1-5

ALL-TIME STATISTICS

EXTRA ATTACKER GOALS

GOALS FOR - 47

DATE	OPPONENT	GOAL SCORER	TIME	PERIOD	RESULT
Oct. 22, 2000	Detroit	Steve Heinze	19:00	3rd	L, 1-2 OT
Jan. 6, 2001	at Vancouver	Chris Nielsen	19:17	3rd	L, 3-4
Feb. 12, 2001	NY Rangers	Steve Heinze	17:43	3rd	L, 3-4
Feb. 16, 2001	at Detroit	Steve Heinze	18:25	3rd	L, 2-4
Oct. 14, 2001	at Chicago	Grant Marshall	16:18	1st	T, 2-2
Nov. 13, 2001	St. Louis	David Vyborny	18:45	3rd	W, 3-2 OT
Jan. 14, 2002	at NY Rangers	Tyler Wright	18:51	3rd	T, 2-2
Dec. 14, 2002	at Detroit	Jody Shelley	1:40	3rd	L, 4-6
Dec. 4, 2003	Nashville	Rick Nash	19:39	3rd	L, 2-4
Jan. 8, 2004	at San Jose	Mark Hartigan	14:11	2nd	W, 3-2 OT
Feb. 21, 2004	at Los Angeles	Rick Nash	18:32	3rd	L, 3-4
Oct. 9, 2005	at Chicago	Jason Chimera	4:31	1st	W, 3-2
Oct. 28, 2005	Minnesota	Adam Foote	19:18	3rd	W, 2-1 SO
Nov. 26, 2005	at St. Louis	Luke Richardson	13:52	2nd	W, 4-3
Dec. 9, 2005	at Atlanta	Nikolai Zherdev	5:16	3rd	L, 2-5
Dec. 26, 2005	Chicago	Nikolai Zherdev	19:36	3rd	W, 4-3 OT
Mar. 4, 2006	at Los Angeles	Nikolai Zherdev	4:35	3rd	L, 2-3
Apr. 7, 2006	at Detroit	Rick Nash	19:27	3rd	L, 5-6 SO
Apr. 11, 2006	at Dallas	Sergei Fedorov	18:26	3rd	L, 2-3
Apr. 18, 2006	Dallas	Mark Hartigan	19:03	3rd	W, 5-4 OT
Oct. 21, 2006	at Pittsburgh	Nikolai Zherdev	15:25	3rd	L, 3-5
Nov. 25, 2006	Minnesota	Sergei Fedorov	14:46	3rd	W, 5-3
Dec. 26, 2006	Boston	Sergei Fedorov	19:37	3rd	W, 5-4 OT
Feb. 20, 2007	at St. Louis	Rick Nash	19:46	3rd	L, 4-5 SO
Feb. 27, 2007	at Colorado	Rick Nash	19:31	3rd	L, 2-3
Mar. 7, 2007	Los Angeles	Geoff Platt	16:34	1st	W, 3-2
Mar. 30, 2007	at Chicago	Jason Chimera	11:56	2nd	L, 1-3
Nov. 4, 2007	St. Louis	Manny Malhotra	15:41	1st	W, 3-0
Mar. 7, 2008	Edmonton	Dan Fritsche	19:59	3rd	L, 1-2 OT
Dec. 7, 2008	at Anaheim	Fredrik Modin	19:14	3rd	L, 3-5
Dec. 18, 2008	at Dallas	Rick Nash	1:34	1st	L, 5-6 OT
Oct. 8, 2009	at San Jose	Raffi Torres	3:35	3rd	L, 3-6
Nov. 1, 2009	at Washington	Raffi Torres	19:37	3rd	W, 5-4 OT
Mar. 9, 2010	at Anaheim	Derek Dorsett	8:55	1st	W, 5-2
Apr. 1, 2010	at Detroit	R.J. Umberger	18:47	3rd	L, 2-3
Nov. 28, 2010	at Detroit	R.J. Umberger	18:29	3rd	L, 2-4
Dec. 6, 2010	Dallas	Rick Nash	19:13	3rd	W, 3-2
Jan. 15, 2011	at Detroit	Rick Nash	18:56	3rd	L, 5-6
Jan. 19, 2011	at Florida	Antoine Vermette	19:07	3rd	W, 3-2
Feb. 8, 2011	at Pittsburgh	Samuel Pahlsson	8:08	2nd	W, 4-1
Feb. 16, 2011	Los Angeles	Kris Russell	18:37	3rd	L, 3-4
Mar. 12, 2011	at Carolina	Derek MacKenzie	18:59	3rd	W, 3-2
Apr. 9, 2011	Buffalo	Kristian Huselius	19:37	3rd	L, 4-5
Dec. 1, 2011	at Calgary	Rick Nash	19:02	3rd	W, 4-3 SO
Feb. 7, 2012	Minnesota	David Savard	8:59	1st	W, 3-1
Feb. 19, 2012	NY Rangers	Rick Nash	18:27	3rd	L, 2-3 OT
Jan. 26, 2013	Chicago	Artem Anisimov	17:41	3rd	L, 2-3

EXTRA ATTACKER GOALS

GOALS AGAINST - 47

DATE	OPPONENT	GOAL SCORER	TIME	PERIOD	RESULT
Dec. 27, 2000	at New Jersey	Jason Arnott	18:51	3rd	T, 2-2 OT
Feb. 6, 2001	St. Louis	Scott Young	19:51	3rd	T, 2-2 OT
Feb. 17, 2001	Pittsburgh	Robert Lang	19:10	3rd	L, 2-3 OT
Dec. 31, 2001	Anaheim	Oleg Tverdovsky	18:26	3rd	W, 3-1
Jan. 6, 2002	Nashville	Greg Johnson	19:15	3rd	W, 4-3
Jan. 12, 2002	Chicago	Eric Daze	18:48	3rd	W, 5-4
Feb. 28, 2002	Pittsburgh	Alexei Morozov	19:28	3rd	L, 3-4 OT
Mar. 28, 2002	at Vancouver	Henrik Sedin	8:14	1st	L, 3-4 OT
Nov. 17, 2002	at Dallas	Scott Young	18:56	3rd	L, 2-3 OT
Nov. 22, 2002	at Buffalo	Taylor Pyatt	2:35	2nd	L, 4-5
Feb. 21, 2003	at San Jose	Jonathan Cheechoo	16:30	1st	L, 0-6
Apr. 4, 2003	Detroit	Pavel Datsyuk	19:48	3rd	T, 5-5 OT
Nov. 22, 2003	NY Islanders	Oleg Kvasha	19:19	3rd	W, 2-1
Dec. 2, 2003	Anaheim	Vinny Prospal	19:28	3rd	W, 2-1
Jan. 8, 2004	at San Jose	Scott Thornton	19:03	3rd	W, 3-2 OT
Jan. 24, 2004	Chicago	Steve Sullivan	19:19	3rd	W, 4-3
Oct. 26, 2005	Nashville	Adam Hall	19:40	3rd	W, 3-2 OT
Dec. 8, 2005	NY Islanders	Mark Parrish	19:23	3rd	W, 4-3 SO
Jan. 14, 2006	at Florida	Nathan Horton	19:13	3rd	W, 5-4 OT
Mar. 9, 2006	Phoenix	Dave Scatchard	18:13	3rd	W, 5-4
Oct. 7, 2006	at Chicago	Patrick Sharp	15:41	3rd	W, 5-4
Nov. 20, 2006	Nashville	Martin Erat	18:28	2nd	L, 1-3
Dec. 22, 2006	Vancouver	Daniel Sedin	18:45	3rd	W, 3-2
Jan. 6, 2007	at San Jose	Ryane Clowe	5:24	3rd	L, 2-5
Feb. 24, 2007	at NY Rangers	Blair Betts	2:46	1st	W, 3-2
Oct. 17, 2007	Dallas	Brendan Morrow	18:49	3rd	L, 2-3 SO
Jan. 17, 2008	at Phoenix	Martin Hanzal	18:22	3rd	W, 4-3
Nov. 3, 2008	at NY Islanders	Chris Campoli	14:15	2nd	L, 3-4 OT
Nov. 7, 2008	Montreal	Sergei Kostitsyn	19:19	3rd	W, 4-3 SO
Dec. 4, 2008	at San Jose	Joe Thornton	7:41	3rd	L, 2-3
Feb. 24, 2009	at Calgary	Mike Cammalleri	15:12	2nd	L, 1-4
Nov. 5, 2009	at Atlanta	Pavel Kubina	2:06	3rd	W, 4-3
Nov. 26, 2009	at Ottawa	Jason Spezza	18:34	1st	L, 1-2
Jan. 23, 2010	at Minnesota	Robbie Earl	18:52	3rd	L, 2-4
Feb. 4, 2010	Dallas	Brad Richards	19:13	3rd	W, 2-1
Oct. 28, 2010	Edmonton	Taylor Hall	9:57	3rd	W, 3-2 SO
Dec. 31, 2010	Ottawa	Daniel Alfredsson	18:49	3rd	W, 4-3
Mar. 9, 2011	St. Louis	Chris Stewart	6:23	3rd	L, 3-4
Mar. 12, 2011	at Carolina	Tuomo Ruutu	19:25	3rd	W, 3-2
Mar. 22, 2011	at Colorado	Daniel Winnik	19:56	3rd	L, 4-5 SO
Oct. 12, 2011	Colorado	Gabriel Landeskog	19:19	3rd	L, 2-3 SO
Oct. 22, 2011	at Ottawa	Jason Spezza	19:24	3rd	L, 3-4
Dec. 8, 2011	Nashville	Patric Hornqvist	18:24	3rd	L, 3-4 OT
Dec. 8, 2011	Nashville	Sergei Kostitsyn	19:47	3rd	L, 3-4 OT
Jan. 10, 2012	at Chicago	Viktor Stalberg	6:32	3rd	L, 2-5
Mar. 26, 2012	at Detroit	Nicklas Lidstrom	6:17	2nd	L, 2-7
Mar. 19, 2013	Nashville	Mike Fisher	18:46	3rd	W, 4-3

ALL-TIME STATISTICS

PENALTY SHOTS

PENALTY SHOTS FOR - 25

DATE	OPPONENT	PLAYER	GOALTENDER	RESULT	TIME	PER.	SCORE
Oct. 15, 2000	at Chicago	David Vyborny	Robbie Tallas	Goal	7:16	2nd	L, 1-2
Nov. 9, 2000	San Jose	Robert Kron	Steve Shields	Unsuccessful	5:34	1st	W, 5-2
Mar. 19, 2001	Nashville	David Vyborny	Tomas Vokoun	Goal	18:01	3rd	L, 1-2
Mar. 14, 2002	Vancouver	Mike Sillinger	Dan Cloutier	Unsuccessful	11:38	3rd	L, 1-5
Mar. 25, 2003	at Los Angeles	Andrej Nedorost	Cristobal Huet	Unsuccessful	16:09	2nd	W, 2-1 OT
Feb. 2, 2004	at Phoenix	David Vyborny	Brian Boucher	Goal	1:23	2nd	T, 3-3
Dec. 17, 2005	at Nashville	David Vyborny	Tomas Vokoun	Goal	14:50	3rd	L, 7-3
Jan. 21, 2006	at Nashville	Trevor Letowski	Tomas Vokoun	Unsuccessful	0:28	3rd	L, 7-2
Feb. 6, 2006	at Vancouver	Rick Nash	Alex Auld	Unsuccessful	13:09	2nd	L, 4-7
Mar. 15, 2006	at Chicago	Dan Fritsche	Nikolai Khabibulin	Unsuccessful	6:06	2nd	L, 2-3
Dec. 31, 2006	Chicago	Rick Nash	Nikolai Khabibulin	Unsuccessful	19:54	2nd	W, 3-1
Oct. 19, 2007	at Buffalo	Rick Nash	Ryan Miller	Unsuccessful	12:08	2nd	W, 3-0
Nov. 26, 2007	at Edmonton	Rick Nash	Dwayne Roloson	Unsuccessful	14:04	1st	L, 1-3
Feb. 8, 2008	at San Jose	Rick Nash	Evgeni Nabokov	Unsuccessful	13:03	2nd	L, 2-1 OT
Jan. 2, 2009	at Colorado	Rick Nash	Peter Budaj	Goal	12:33	2nd	W, 6-1
Apr. 8, 2009	at Chicago	Rick Nash	Nikolai Khabibulin	Unsuccessful	8:59	1st	W, 4-3 SO
Oct. 25, 2009	at Los Angeles	Rick Nash	Jonathan Quick	Unsuccessful	13:15	1st	L, 2-6
Mar. 25, 2010	Chicago	Jakub Voracek	Cristobal Huet	Goal	11:02	2nd	W, 8-3
Nov. 26, 2010	Detroit	Jared Boll	Jimmy Howard	Unsuccessful	8:53	2nd	L, 1-2
Feb. 25, 2011	Phoenix	R.J. Umberger	Ilya Bryzgalov	Unsuccessful	3:19	1st	W, 5-3
Mar. 3, 2011	at Edmonton	R.J. Umberger	Devan Dubnyk	Unsuccessful	10:15	1st	L, 2-4
Mar. 4, 2011	at Calgary	Matt Calvert	Miikka Kiprusoff	Unsuccessful	12:02	2nd	L, 3-4
Mar. 4, 2011	at Calgary	Antoine Vermette	Miikka Kiprusoff	Unsuccessful	9:25	3rd	L, 3-4
Oct. 10, 2011	Vancouver	Maksim Mayorov	Cory Schneider	Unsuccessful	19:09	3rd	L, 2-3
Mar. 25, 2012	Edmonton	Rick Nash	Devan Dubnyk	Goal	7:42	2nd	L, 3-6

PENALTY SHOTS AGAINST - 21

DATE	OPPONENT	PLAYER	GOALTENDER	RESULT	TIME	PER.	SCORE
Feb. 28, 2001	Phoenix	Jeremy Roenick	Marc Denis	Unsuccessful	17:06	2nd	W, 5-2
Dec. 12, 2001	at Colorado	Shjon Podein	Marc Denis	Unsuccessful	13:42	2nd	L, 1-5
Jan. 14, 2002	at NY Rangers	Manny Malhotra	Marc Denis	Unsuccessful	3:07	2nd	T, 2-2
Apr. 12, 2002	Atlanta	Tony Hrkac	Marc Denis	Goal	16:23	3rd	W, 5-4 OT
Jan. 23, 2003	at Colorado	Dean McAmmond	Marc Denis	Unsuccessful	7:52	1st	L, 0-5
Dec. 16, 2003	at St. Louis	Pavol Demitra	Marc Denis	Unsuccessful	18:12	2nd	L, 1-2 OT
Feb. 23, 2004	at San Jose	Jonathan Cheechoo	Pascal Leclaire	Goal	0:32	3rd	L, 2-4
Feb. 28, 2004	Colorado	Paul Kariya	Marc Denis	Unsuccessful	10:27	2nd	W, 5-4 OT
Dec. 23, 2005	Nashville	Steve Sullivan	Marc Denis	Unsuccessful	9:07	2nd	L, 4-5
Mar. 5, 2006	at Anaheim	Scott Niedermayer	Pascal Leclaire	Unsuccessful	12:14	3rd	W, 3-2 SO
Oct. 21, 2006	at Pittsburgh	Jordan Staal	Fredrik Norrena	Goal	7:49	3rd	L, 3-5
Dec. 10, 2006	Ottawa	Peter Schaefer	Pascal Leclaire	Unsuccessful	3:55	2nd	W, 6-2
Jan. 5, 2007	at Anaheim	Teemu Selanne	Fredrik Norrena	Unsuccessful	19:39	3rd	W, 4-3
Jan. 26, 2007	Buffalo	Daniel Paille	Fredrik Norrena	Unsuccessful	19:42	2nd	W, 3-2
Dec. 10, 2007	Anaheim	Samuel Pahlsson	Pascal Leclaire	Goal	18:44	2nd	L, 3-4 OT
Mar. 9, 2008	Tampa Bay	Vincent Lecavalier	Pascal Leclaire	Goal	17:37	2nd	W, 5-3
Dec. 6, 2008	Los Angeles	Patrick O'Sullivan	Steve Mason	Unsuccessful	6:43	2nd	L, 0-3
Oct. 8, 2009	at San Jose	Dany Heatley	Mathieu Garon	Goal	7:08	3rd	L, 3-6
Apr. 9, 2010	Detroit	Todd Bertuzzi	Steve Mason	Unsuccessful	7:26	3rd	L, 0-1 SO
Dec. 26, 2010	at Chicago	Jack Skille	Mathieu Garon	Unsuccessful	16:44	2nd	L, 1-4
Jan. 29, 2013	at Minnesota	Pierre-Marc Bouchard	Steve Mason	Unsuccessful	15:49	3rd	L, 2-3

SHUTOUTS FOR - 63

DATE	OPPONENT	GOALTENDER	SAVES	SCORE
Dec. 18, 2000	at Montreal	Ron Tugnutt	27	2-0
Jan. 15, 2001	Minnesota	Ron Tugnutt	31	3-0
Mar. 14, 2001	Calgary	Ron Tugnutt	30	3-0
Mar. 16, 2001	at Atlanta	Ron Tugnutt	34	3-0
Nov. 27, 2001	Phoenix	Ron Tugnutt	26	3-0
Jan. 16, 2002	NY Rangers	Marc Denis	31	2-0
Mar. 2, 2002	at Los Angeles	Ron Tugnutt	30	2-0
Dec. 19, 2002	Calgary	Marc Denis	29	3-0
Jan. 4, 2003	Phoenix	Marc Denis	23	2-0
Feb. 12, 2003	San Jose	Marc Denis	38	1-0
Mar. 15, 2003	Minnesota	Marc Denis	24	5-0
Apr. 2, 2003	Minnesota	Marc Denis	27	3-0
Oct. 11, 2003	NY Rangers	Marc Denis	25	5-0
Nov. 20, 2003	Detroit	Marc Denis	25	3-0
Jan. 2, 2004	at Tampa Bay	Marc Denis	37	2-0
Mar. 2, 2004	at Carolina	Marc Denis	25	3-0
Mar. 24, 2004	Minnesota	Marc Denis	20	2-0
Dec. 29, 2005	Anaheim	Marc Denis	40	1-0
Oct. 27, 2006	Los Angeles	Pascal Leclaire	38	2-0
Dec. 2, 2006	at Edmonton	Fredrik Norrena	21	4-0
Dec. 5, 2006	at Colorado	Fredrik Norrena	42	3-0
Feb. 16, 2007	San Jose	Fredrik Norrena	29	3-0
Oct. 5, 2007	Anaheim	Pascal Leclaire	28	4-0
Oct. 10, 2007	Phoenix	Pascal Leclaire	32	3-0
Oct. 19, 2007	at Buffalo	Pascal Leclaire	21	3-0
Oct. 25, 2007	St. Louis	Pascal Leclaire	36	3-0
Nov. 4, 2007	St. Louis	Pascal Leclaire	21	3-0
Nov. 23, 2007	at Minnesota	Pascal Leclaire	32	4-0
Dec. 26, 2007	Atlanta	Pascal Leclaire	21	2-0
Jan. 24, 2008	at Chicago	Pascal Leclaire	30	1-0
Feb. 23, 2008	at Montreal	Pascal Leclaire	31	3-0
Mar. 18, 2008	Calgary	Fredrik Norrena	18	3-0

DATE	OPPONENT	GOALTENDER	SAVES	SCORE
Mar. 26, 2008	Chicago	Fredrik Norrena	17	4-0
Nov. 22, 2008	at Atlanta	Steve Mason	15	2-0
Nov. 29, 2008	Dallas	Steve Mason	26	3-0
Dec. 27, 2008	Philadelphia	Steve Mason	20	3-0
Dec. 29, 2008	at Los Angeles	Steve Mason	24	2-0
Dec. 31, 2008	at Anaheim	Steve Mason	27	2-0
Jan. 9, 2009	at Washington	Steve Mason	45	3-0
Jan. 30, 2009	Ottawa	Steve Mason	30	1-0
Feb. 10, 2009	Colorado	Daniel LaCosta	31	3-0
Feb. 26, 2009	at Edmonton	Steve Mason	19	1-0
Mar. 10, 2009	Boston	Steve Mason	35	2-0
Mar. 26, 2009	Calgary	Steve Mason	33	5-0
Oct. 10, 2009	at Phoenix	Mathieu Garon	36	2-0
Dec. 9, 2009	Florida	Steve Mason	32	3-0
Dec. 28, 2009	Detroit	Steve Mason	34	1-0 OT
Jan. 10, 2010	Dallas	Mathieu Garon	26	2-0
Feb. 6, 2010	Buffalo	Steve Mason	28	4-0
Feb. 10, 2010	San Jose	Steve Mason	40	3-0
Apr. 9, 2010	Detroit	Steve Mason	45	0-1 SO
Nov. 2, 2010	Montreal	Mathieu Garon	29	3-0
Nov. 4, 2010	at Atlanta	Mathieu Garon	25	3-0
Nov. 20, 2010	at San Jose	Mathieu Garon	35	3-0
Nov. 22, 2010	Nashville	Steve Mason	27	2-0
Feb. 4, 2011	at Detroit	Steve Mason	34	3-0
Feb. 22, 2011	Nashville	Steve Mason	20	4-0
Jan. 7, 2012	at Los Angeles	Curtis Sanford	31	1-0
Mar. 1, 2012	at Colorado	Steve Mason	33	2-0
Mar. 9, 2013	Detroit	Sergei Bobrovsky	30	3-0
Mar. 16, 2013	Phoenix	Sergei Bobrovsky	39	1-0 SO
Mar. 26, 2013	at Vancouver	Sergei Bobrovsky	34	0-1 SO
Apr. 9, 2013	San Jose	Sergei Bobrovsky	30	4-0

ALL-TIME STATISTICS

SHUTOUTS AGAINST - 91

DATE	OPPONENT	GOALTENDER	SAVES	SCORE	DATE	OPPONENT	GOALTENDER	SAVES	SCORE
Nov. 1, 2000	at Dallas	Ed Belfour	14	0-4	Nov. 12, 2006	at Chicago	Brian Boucher	28	0-1
Nov. 17, 2000	Florida	Trevor Kidd	30	0-3	Nov. 17, 2006	Colorado	Peter Budaj	25	0-3
Nov. 24, 2000	at Dallas	Ed Belfour	23	0-3	Nov. 28, 2006	at Vancouver	Roberto Luongo	24	0-1
Dec. 3, 2000	at Chicago	Jocelyn Thibault	29	0-5	Dec. 20, 2006	at Detroit	Dominik Hasek	27	0-5
Dec. 26, 2000	at St. Louis	Brent Johnson	24	0-5	Dec. 23, 2006	at NY Islanders	Rick DiPietro	26	0-4
Mar. 27, 2001	at Calgary	Fred Brathwaite	19	0-3	Jan. 3, 2007	at Los Angeles	Mathieu Garon	26	0-3
Mar. 29, 2001	at Los Angeles	Felix Potvin	27	0-3	Jan. 12, 2007	at Nashville	Tomas Vokoun	22	0-2
Oct. 20, 2001	Colorado	Patrick Roy	24	0-5	Jan. 18, 2007	at Nashville	Chris Mason	33	0-4
Oct. 27, 2001	at San Jose	Evgeni Nabokov	16	0-2	Feb. 6, 2007	Phoenix	Curtis Joseph	28	0-3
Nov. 9, 2001	Edmonton	Tommy Salo	23	0-3	Feb. 22, 2007	Edmonton	Dwayne Roloson	28	0-4
Nov. 21, 2001	Detroit	Manny Legace	38	0-1 OT	Mar. 9, 2007	Dallas	Marty Turco	30	0-3
Dec. 5, 2001	at Florida	Roberto Luongo	23	0-2	Mar. 16, 2007	at San Jose	Vesa Toskala	35	0-3
Dec. 6, 2001	at Tampa Bay	Nikolai Khabibulin	27	0-1	Apr. 3, 2007	at Detroit	Dominik Hasek	35	0-3
Dec. 8, 2001	Colorado	Patrick Roy	26	0-2	Nov. 29, 2007	at Vancouver	Roberto Luongo	26	0-2
Feb. 4, 2002	Boston	John Grahame	30	0-8	Dec. 15, 2007	at Boston	Alexander Auld	32	0-2
Feb. 9, 2002	Nashville	Tomas Vokoun	25	0-1 OT	Mar. 4, 2008	at Calgary	Miikka Kiprusoff	39	0-1
Mar. 10, 2002	at Minnesota	Dwayne Roloson	14	0-5	Mar. 25, 2008	at Nashville	Dan Ellis	36	0-3
Apr. 14, 2002	at Chicago	Jocelyn Thibault	28	0-2	Mar. 28, 2008	Nashville	Dan Ellis	43	0-2
Dec. 23, 2002	Detroit	Curtis Joseph	33	0-1	Apr. 5, 2008	at St. Louis	Manny Legace	25	0-3
Jan. 23, 2003	at Colorado	Patrick Roy	18	0-5	Dec. 6, 2008	at Los Angeles	Jason LaBarbera	23	0-3
Feb. 19, 2003	at Anaheim	J-S Giguere	26	0-2	Dec. 20, 2008	at Phoenix	Ilya Bryzgalov	33	0-2
Feb. 21, 2003	at San Jose	Evgeni Nabokov	29	0-6	Dec. 23, 2008	Los Angeles	Jonathan Quick	24	0-3
Feb. 25, 2003	at Nashville	Tomas Vokoun	19	0-5	Jan. 6, 2009	at Detroit	Ty Conklin	23	0-3
Mar. 11, 2003	Dallas	Ron Tugnutt	25	0-2	Mar. 15, 2009	Detroit	Chris Osgood	23	0-4
Mar. 24, 2003	at Anaheim	J-S Giguere	29	0-5	Apr. 5, 2009	Chicago	Nikolai Khabibulin	20	0-1
Mar. 28, 2003	at Edmonton	Jussi Markkanen	26	0-4	Jan. 14, 2010	at Chicago	Cristobal Huet	24	0-3
Apr. 1, 2003	at Philadelphia	Roman Cechmanek	10	0-4	Mar. 8, 2010	at Los Angeles	Jonathan Quick	11	0-6
Oct. 23, 2003	Tampa Bay	John Grahame	20	0-1	Mar. 20, 2010	at Nashville	Pekka Rinne	33	0-1
Nov. 1, 2003	at Calgary	Jamie McLennan	15	0-3	Apr. 9, 2010	Detroit	Jimmy Howard	22	0-1 SO
Nov. 14, 2003	Boston	Felix Potvin	24	0-4	Dec. 3, 2010	at Buffalo	Ryan Miller	19	0-5
Dec. 31, 2003	San Jose	Evgeni Nabokov	26	0-1	Jan. 7, 2011	at Anaheim	Jonas Hiller	27	0-6
Jan. 3, 2004	at Florida	Roberto Luongo	42	0-1	Mar. 17, 2011	Detroit	Joey MacDonald	37	0-2
Jan. 6, 2004	at Colorado	David Aebischer	35	0-6	Mar. 20, 2011	New Jersey	Martin Brodeur	13	0-3
Jan. 22, 2004	at Chicago	Craig Anderson	30	0-7	Mar. 24, 2011	at Phoenix	Ilya Bryzgalov	28	0-3
Feb. 4, 2004	at Dallas	Marty Turco	18	0-1	Apr. 5, 2011	at Dallas	Kari Lehtonen	23	0-3
Mar. 6, 2004	Vancouver	Johan Hedberg	32	0-4	Jan. 19, 2012	Nashville	Pekka Rinne	38	0-3
Mar. 18, 2004	at Calgary	Miikka Kiprusoff	23	0-2	Jan. 31, 2012	at San Jose	Antti Niemi	30	0-6
Mar. 29, 2004	at Buffalo	Martin Biron	23	0-6	Feb. 24, 2012	Colorado	Semyon Varlamov	28	0-5
Oct. 22, 2005	Detroit	Manny Legace	17	0-6	Mar. 14, 2012	at Edmonton	Devan Dubnyk	22	0-3
Nov. 16, 2005	St. Louis	Curtis Sanford	36	0-2	Apr. 3, 2012	at Phoenix	Mike Smith	54	0-3
Nov. 25, 2005	Colorado	David Aebischer	35	0-5	Jan. 24, 2013	at Colorado	Semyon Varlamov	33	0-4
Jan. 18, 2006	Detroit	Chris Osgood	26	0-4	Feb. 24, 2013	at Chicago	Corey Crawford	28	0-1
Mar. 2, 2006	at Colorado	David Aebischer	24	0-1	Mar. 16, 2013	Phoenix	Mike Smith	23	1-0 SO
Oct. 14, 2006	at Minnesota	Manny Fernandez	24	0-5	Mar. 26, 2013	at Vancouver	Cory Schneider	17	0-1 SO
Oct. 23, 2006	San Jose	Vesa Toskala	23	0-3	Apr. 7, 2013	Minnesota	Niklas Backstrom	24	0-3
Oct. 28, 2006	at New Jersey	Martin Brodeur	22	0-1					

OVERTIME RECORD BY SEASON

	HOME						ROAD						OVERALL				
YEAR	GP	W	L	T	PTS		GP	W	L	T	PTS		GP	W	L	T	PTS
2000-01	9	2	3	4	11		9	1	3	5	10		18	3	6	9	21
2001-02	11	2	4	5	13		4	0	1	3	4		15	2	5	8	17
2002-03	9	2	2	5	11		6	2	1	3	8		15	4	3	8	19
2003-04	10	4	2	4	14		8	2	2	4	10		18	6	4	8	24
	GP	W	L	SOL	PTS		GP	W	L	SOL	PTS		GP	W	L	SOL	PTS
2005-06	8	8	0	0	16		10	6	1	3	16		18	14	1	3	32
2006-07	8	4	1	3	12		8	5	1	2	13		16	9	2	5	25
2007-08	9	2	3	4	11		8	3	1	4	11		17	5	4	8	22
2008-09	10	7	1	2	17		11	4	2	5	15		21	11	3	7	32
2009-10	12	3	3	6	15		8	2	2	4	10		20	5	5	10	25
2010-11	11	6	1	4	17		12	4	4	4	16		23	10	5	8	33
2011-12	4	1	1	2	5		9	5	1	3	14		13	6	2	5	19
2012-13	10	5	2	3	15		7	5	1	1	12		17	10	3	4	27
TOTALS	111	46	23	52	157		100	39	20	41	139		211	85	43	83	296

OVERTIME RECORD BY TEAM

TEAM	HOME							ROAD							OVERALL					
	GP	W	L	T	SOL	PTS		GP	W	L	T	SOL	PTS		GP	W	L	T	SOL	PTS
ANA	4	3	1	0	0	7		8	5	1	1	1	13		12	8	2	1	1	20
BOS	3	2	0	0	1	5		1	0	0	0	1	1		4	2	0	0	2	6
BUF	1	0	0	1	0	1		0	0	0	0	0	0		1	0	0	1	0	1
CGY	6	1	3	0	2	7		6	4	1	0	1	10		12	5	4	0	3	17
CAR	0	0	0	0	0	0		0	0	0	0	0	0		0	0	0	0	0	0
CHI	10	3	1	1	5	13		7	2	2	1	2	9		17	5	3	2	7	22
COL	5	3	0	1	1	8		4	2	0	0	2	6		9	5	0	1	3	14
DAL	8	3	2	0	3	11		4	2	1	0	1	6		12	5	3	0	4	17
DET	13	4	4	1	4	17		8	4	1	0	3	12		21	8	5	1	7	29
EDM	9	5	1	3	0	14		3	1	1	0	1	4		12	6	2	3	1	18
FLA	1	1	0	0	0	2		3	3	0	0	0	6		4	4	0	0	0	8
LA	5	3	0	0	2	8		2	1	0	1	0	3		7	4	0	1	2	11
MIN	4	3	0	1	0	7		7	4	2	0	1	11		11	7	2	1	1	18
MTL	1	1	0	0	0	2		3	2	0	1	0	5		4	3	0	1	0	7
NSH	8	3	3	0	2	11		10	4	1	1	4	14		18	7	4	1	6	25
NJ	1	1	0	0	0	2		2	0	0	1	1	2		3	1	0	1	1	4
NYI	3	1	1	1	0	4		3	1	1	0	1	4		6	2	2	1	1	8
NYR	0	0	0	0	0	0		2	0	1	1	0	2		2	0	1	1	0	2
OTT	2	1	0	1	0	3		2	1	0	1	0	3		4	2	0	2	0	6
PHI	2	0	0	2	0	2		1	0	0	1	0	1		3	0	0	3	0	3
PHX	4	2	0	1	1	6		4	0	0	3	1	4		8	2	0	4	2	10
PIT	4	1	2	0	1	5		0	0	0	0	0	0		4	1	2	0	1	5
STL	8	2	2	2	2	10		8	1	3	1	3	9		16	3	5	3	5	19
SJ	4	2	1	0	1	6		4	2	2	0	0	6		8	4	3	0	1	12
TB	1	0	0	1	0	1		2	0	1	0	1	2		3	0	1	1	1	3
TOR	1	1	0	0	0	2		2	1	0	1	0	3		3	2	0	1	0	5
VAN	10	4	2	2	2	14		8	3	2	0	3	11		18	7	4	2	5	25
WSH	2	0	2	0	0	2		3	1	1	1	0	4		5	1	3	1	0	6
WPG	1	1	0	0	0	2		0	0	0	0	0	0		1	1	0	0	0	2
TOTALS	111	46	23	18	24	157		100	39	20	15	26	139		211	85	43	33	50	296

ALL-TIME STATISTICS

OVERTIME WINS - 47

DATE	OPPONENT	GAME-WINNING GOAL	ASSIST(S)	GOALTENDER	TIME	RESULT
Dec. 8, 2000	Boston	Geff Sanderson	Frantisek Kucera, Lyle Odelein	Peter Skudra	4:51	3-2
Mar. 9, 2001	at Florida	Robert Kron (SH)	Jamie Pushor	Trevor Kidd	0:43	7-6
Apr. 8, 2001	Chicago	Tyler Wright	Deron Quint	Steve Passmore	2:41	4-3
Nov. 13, 2001	St. Louis	Ray Whitney (PP)	Robert Kron, Marc Denis	Brent Johnson	4:55	3-2
Apr. 12, 2002	Atlanta	Jaroslav Spacek (PP)	Mike Sillinger, Ray Whitney	Milan Hnlicka	0:29	5-4
Feb. 13, 2003	at Montreal	Jaroslav Spacek	Andrew Cassels, Ray Whitney	Jose Theodore	0:28	2-1
Mar. 6, 2003	Vancouver	Rick Nash	Jaroslav Spacek	Alexander Auld	2:02	5-4
Mar. 20, 2003	Toronto	Tyler Wright	Ray Whitney	Trevor Kidd	4:16	4-3
Mar. 25, 2003	at Los Angeles	Andrew Cassels	Unassisted	empty net	4:12	2-1
Jan. 8, 2004	at San Jose	Rick Nash	David Vyborny, Anders Eriksson	Evgeni Nabokov	4:57	3-2
Jan. 16, 2004	Los Angeles	Rick Nash	Darryl Sydor	Roman Cechmanek	2:58	3-2
Jan. 31, 2004	Minnesota	Anders Eriksson	Manny Malhotra, Jaroslav Spacek	Dwayne Roloson	2:59	2-1
Feb. 11, 2004	Los Angeles	David Vyborny	Unassisted	Roman Cechmanek	1:58	3-2
Feb. 28, 2004	Colorado	Jaroslav Spacek	Andrew Cassels, David Vyborny	Philippe Sauve	3:24	5-4
Mar. 27, 2004	at Nashville	Tyler Wright	Trevor Letowski, Jaroslav Spacek	Tomas Vokoun	2:03	3-2
Oct. 26, 2005	Nashville	Adam Foote (SH)	Radoslav Suchy, Todd Marchant	Tomas Vokoun	0:35	3-2
Dec. 11, 2005	New Jersey	Bryan Berard	Sergei Fedorov, Ron Hainsey	Martin Brodeur	4:46	3-2
Dec. 26, 2005	Chicago	Jaroslav Balastik	Radoslav Suchy, Jan Hrdina	Nikolai Khabibulin	2:35	4-3
Jan. 14, 2006	at Florida	David Vyborny (PP)	Jan Hrdina, Duvie Westcott	Roberto Luongo	4:48	5-4
Mar. 11, 2006	Edmonton	Rostislav Klesla	Nikolai Zherdev, Sergei Fedorov	Dwayne Roloson	4:06	3-2
Apr. 18, 2006	Dallas	Sergei Fedorov (PP)	David Vyborny, Mark Hartigan	Johan Hedberg	0:35	5-4
Dec. 26, 2006	Boston	David Vyborny	Ron Hainsey, Alexander Svitov	Tim Thomas	3:06	5-4
Jan. 16, 2007	at Chicago	Jason Chimera	Manny Malhotra	Nikolai Khabibulin	2:31	5-4
Mar. 7, 2007	Los Angeles	David Vyborny (PP)	Ron Hainsey, Rick Nash	Mathieu Garon	4:38	3-2
Apr. 5, 2007	Dallas	Rick Nash	Geoff Platt, Sergei Fedorov	Mike Smith	1:04	2-1
Dec. 1, 2007	at Calgary	Curtis Glencross	Kris Beech, Kris Russell	Miikka Kiprusoff	2:03	4-3
Feb. 29, 2008	at Vancouver	Jason Chimera	Nikolai Zherdev, Dick Tarnstrom	Roberto Luongo	1:07	3-2
Oct. 10, 2008	at Dallas	Rick Nash	Jason Chimera, Christian Backman	Marty Turco	4:39	5-4
Dec. 17, 2008	San Jose	R.J. Umberger	Kristian Huselius, Fedor Tyutin	Evgeni Nabokov	2:55	2-1
Jan. 27, 2009	Detroit	Rick Nash	Mike Commodore, Fedor Tyutin	Chris Osgood	3:27	3-2
Feb. 7, 2009	San Jose	Christian Backman	R.J. Umberger, Jan Hejda	Evgeni Nabokov	1:33	3-2
Mar. 18, 2009	Chicago	Antoine Vermette	R.J. Umberger, Rostislav Klesla	Cristobal Huet	2:38	4-3
Nov. 1, 2009	at Washington	R.J. Umberger	Rick Nash, Jakub Voracek	Jose Theodore	1:45	5-4
Dec. 28, 2009	Detroit	Fredrik Modin	Fedor Tyutin, Samuel Pahlsson	Jimmy Howard	3:12	1-0
Jan. 30, 2010	at St. Louis	Kris Russell	Derick Brassard, Marc Methot	Chris Mason	1:32	3-2
Oct. 9, 2010	at San Jose	Ethan Moreau	Fedor Tyutin	Antero Nittymaki	1:56	3-2
Nov. 24, 2010	at NY Islanders	Jakub Voracek	Kris Russell	Rick DiPietro	2:31	4-3
Dec. 31, 2010	Ottawa	Jakub Voracek	Unassisted	Brian Elliott	2:06	4-3
Jan. 19, 2011	at Florida	R.J. Umberger	Grant Clitsome, Rick Nash	Tomas Vokoun	4:06	3-2
Mar. 19, 2011	Minnesota	Antoine Vermette	Unassisted	Niklas Backstrom	4:26	5-4
Nov. 19, 2011	at Nashville	James Wisniewski	Antoine Vermette	Pekka Rinne	2:43	4-3
Feb. 3, 2012	at Anaheim	Derick Brassard	Unassisted	Jonas Hiller	3:55	3-2
Mar. 3, 2013	Colorado	Artem Anisimov	Tim Erixon, Mark Letestu	Semyon Varlamov	2:26	2-1
Mar. 7, 2013	Vancouver	Matt Calvert	Fedor Tyutin, Jack Johnson	Cory Schneider	4:03	2-1
Mar. 31, 2013	Anaheim	Mark Letestu	Nikita Nikitin, Dalton Prout	Jonas Hiller	4:00	2-1
Apr. 15, 2013	at Colorado	Nick Foligno	Fedor Tyutin	Jean-Sebastien Giguere	4:31	4-3
Apr. 17, 2013	at Anaheim	Fedor Tyutin	Nick Foligno, Marian Gaborik	Viktor Fasth	2:19	3-2

OVERTIME LOSSES - 43

DATE	OPPONENT	GAME-WINNING GOAL	ASSIST(S)	GOALTENDER	TIME	RESULT
Oct. 22, 2000	Detroit	Kirk Maltby	Sergei Fedorov, Jiri Fischer	Ron Tugnutt	2:01	1-2
Dec. 13, 2000	at Anaheim	Niclas Havelid	Marty McInnis, Anthony Hrkac	Marc Denis	2:13	4-5
Jan. 17, 2001	at Minnesota	Sean O'Donnell	Scott Pellerin, Brad Bombardir	Ron Tugnutt	3:53	2-3
Jan. 31, 2001	Detroit	Steve Yzerman	Igor Larionov	Ron Tugnutt	1:00	2-3
Feb. 17, 2001	Pittsburgh	Alexei Kovalev	Martin Straka	Ron Tugnutt	1:19	2-3
Feb. 20, 2001	at San Jose	Marco Sturm	Bryan Marchment, Jeff Friesen	Ron Tugnutt	4:18	2-3
Nov. 21, 2001	Detroit	Luc Robitaille	Nicklas Lidstrom, Igor Lironov	Ron Tugnutt	4:17	0-1
Feb. 9, 2002	Nashville	Denis Arhipov	Vladimir Orszagh, Andy Delmore	Marc Denis	2:45	0-1
Feb. 28, 2002	Pittsburgh	Michal Rozsival	Jan Hrdina, Kris Beech	Ron Tugnutt	1:42	3-4
Mar. 21, 2002	Detroit	Sergei Fedorov	Brendan Shanahan, Nicklas Lidstrom	Marc Denis	0:25	2-3
Mar. 28, 2002	at Vancouver	Andrew Cassels	Todd Bertuzzi, Mattias Ohlund	Marc Denis	4:20	3-4
Nov. 5, 2002	Washington	Peter Bondra	Michael Nylander, Kip Miller	Marc Denis	4:56	3-4
Nov. 17, 2002	at Dallas	Pierre Turgeon	Scott Young, Sergei Zubov	Marc Denis	3:19	2-3
Mar. 8, 2003	Calgary	Jarome Iginla	Craig Conroy	Marc Denis	4:52	2-3
Oct. 30, 2003	at Edmonton	Brad Isbister	Mike York, Marc-Andre Bergeron	Marc Denis	2:29	3-4
Dec. 12, 2003	St. Louis	Doug Weight	Pavol Demitra, Keith Tkachuk	Fred Brathwaite	4:51	2-3
Dec. 16, 2003	at St. Louis	Keith Tkachuk	Chris Pronger, Pavol Demitra	Marc Denis	4:17	1-2
Feb. 14, 2004	San Jose	Marco Sturm	Patrick Marleau, Brad Stuart	Marc Denis	4:43	1-2
Mar. 13, 2006	at St. Louis	Christian Backman	Keith Tkachuk, Jay McClement	Pascal Leclaire	3:49	2-3
Oct. 6, 2006	Vancouver	Daniel Sedin	Henrik Sedin	Pascal Leclaire	0:31	2-3
Dec. 29, 2006	at Minnesota	Wes Walz	Martin Skoula, Pavol Demitra	Ty Conklin	1:29	3-4
Dec. 10, 2007	Anaheim	Chris Pronger	Ryan Getzlaf, Mathieu Schneider	Pascal Leclaire	3:14	3-4
Feb. 5, 2008	Washington	Alex Ovechkin	Tom Poti, Shaone Morrisson	Fredrik Norrena	2:28	3-4
Feb. 8, 2008	at San Jose	Joe Thornton	Sandis Ozolinsh, Patrick Marleau	Fredrik Norrena	1:49	1-2
Mar. 7, 2008	Edmonton	Andrew Coglian	Robert Nilsson	Pascal Leclaire	1:53	1-2
Nov. 3, 2008	NY Islanders	Chris Campoli	Mike Comrie	Fredrik Norrena	3:13	3-4
Mar. 24, 2009	at Tampa Bay	Martin St. Louis	Steven Stamkos, Richard Petiot	Steve Mason	3:04	1-2
Apr. 5, 2009	Chicago	Kris Versteeg	Andrew Ladd	Steve Mason	3:10	0-1
Dec. 31, 2009	Nashville	David Legwand	Joel Ward	Mathieu Garon	0:28	1-2
Mar. 2, 2010	Vancouver	Christian Ehrhoff	Ryan Kesler, Alexandre Burrows	Steve Mason	1:33	3-4
Mar. 20, 2010	at Nashville	Cody Franson	Martin Erat, Colin Wilson	Steve Mason	1:54	0-1
Mar. 27, 2010	NY Islanders	Josh Bailey	John Tavares, Mark Streit	Mathieu Garon	2:58	3-4
Apr. 5, 2010	at St. Louis	Erik Johnson	Andy McDonald, David Perron	Mathieu Garon	3:59	1-2
Dec. 13, 2010	at Calgary	Jarome Iginla	Alex Tanguay, Cory Sarich	Mathieu Garon	3:49	2-3
Dec. 15, 2010	at Vancouver	Ryan Kesler	Daniel Sedin, Henrik Sedin	Mathieu Garon	3:30	2-3
Jan. 15, 2011	at Detroit	Johan Franzen	Henrik Zetterberg, Niklas Kronwall	Steve Mason	0:45	5-6
Mar. 9, 2011	St. Louis	Chris Stewart	Carlo Colaiacovo, Kevin Shattenkirk	Jaroslav Halak	0:54	3-4
Mar. 31, 2011	at Washington	Jason Chimera	Brooks Laich, John Carlson	Steve Mason	2:30	3-4
Dec. 8, 2011	Nashville	Colin Wilson	Martin Erat	Curtis Sanford	1:45	3-4
Feb. 19, 2012	at NY Rangers	Derek Stepan	Michael Del Zotto, Marian Gaborik	Steve Mason	0:22	2-3
Feb. 7, 2013	Calgary	Alex Tanguay	Jarome Iginla, T.J. Brodie	Sergei Bobrovsky	1:07	3-4
Feb. 26, 2013	Dallas	Loui Eriksson	Derek Roy, Brenden Dillon	Sergei Bobrovsky	3:03	4-5
Mar. 1, 2013	at Chicago	Brent Seabrook	Jonathan Toews, Viktor Stalberg	Steve Mason	3:23	3-4

ALL-TIME STATISTICS

SHOOTOUT RECORD BY SEASON

SEASON	HOME				ROAD				OVERALL			
	GP	W	L	PTS	GP	W	L	PTS	GP	W	L	PTS
2005-06	3	3	0	6	8	5	3	13	11	8	3	19
2006-07	4	1	3	5	6	4	2	10	10	5	5	15
2007-08	6	2	4	8	5	1	4	6	11	3	8	14
2008-09	5	3	2	8	8	3	5	11	13	6	7	19
2009-10	8	2	6	10	4	0	4	4	12	2	10	14
2010-11	9	5	4	14	4	0	4	4	13	5	8	18
2011-12	3	1	2	4	6	3	3	9	9	4	5	13
2012-13	5	2	3	7	4	3	1	7	9	5	4	14
TOTALS	43	19	24	62	45	19	26	64	88	38	50	126

*Shootout began in 2005-06

SHOOTOUT RECORD BY TEAM

Team	HOME				ROAD				OVERALL			
	GP	W	L	PTS	GP	W	L	PTS	GP	W	L	PTS
Anaheim	1	1	0	2	3	2	1	5	4	3	1	7
Boston	1	0	1	1	1	0	1	1	2	0	2	2
Buffalo	0	0	0	0	0	0	0	0	0	0	0	0
Calgary	3	1	2	4	4	3	1	7	7	4	3	11
Carolina	0	0	0	0	0	0	0	0	0	0	0	0
Chicago	4	0	4	4	3	1	2	4	7	1	6	8
Colorado	1	0	1	1	2	0	2	2	3	0	3	3
Dallas	4	1	3	5	2	1	1	3	6	2	4	8
Detroit	5	2	3	7	6	3	3	9	11	5	6	16
Edmonton	3	3	0	6	2	1	1	3	5	4	1	9
Florida	1	1	0	2	0	0	0	0	1	1	0	2
Los Angeles	2	0	2	2	0	0	0	0	2	0	2	2
Minnesota	2	2	0	4	3	2	1	5	5	4	1	9
Montreal	1	1	0	2	1	1	0	2	2	2	0	4
Nashville	4	2	2	6	5	1	4	6	9	3	6	12
New Jersey	0	0	0	0	1	0	1	1	1	0	1	1
NY Islanders	1	1	0	2	1	0	1	1	2	1	1	3
NY Rangers	0	0	0	0	0	0	0	0	0	0	0	0
Ottawa	0	0	0	0	1	1	0	2	1	1	0	2
Philadelphia	0	0	0	0	0	0	0	0	0	0	0	0
Phoenix	2	1	1	3	1	0	1	1	3	1	2	3
Pittsburgh	2	1	1	3	0	0	0	0	2	1	1	3
St. Louis	3	1	2	4	3	0	3	3	6	1	5	7
San Jose	1	0	1	1	0	0	0	0	1	0	1	1
Tampa Bay	0	0	0	0	1	0	1	1	1	0	1	1
Toronto	0	0	0	0	1	1	0	2	1	1	0	2
Vancouver	2	1	1	3	4	2	2	6	6	3	3	9
Washington	0	0	0	0	0	0	0	0	0	0	0	0
Winnipeg	0	0	0	0	0	0	0	0	0	0	0	0
TOTAL	43	19	24	62	45	19	26	64	88	38	50	126

SHOOTOUT WINS - 38

DATE	OPPONENT	SHOOTOUT DECIDING GOAL	GOALTENDER	ROUND	SHOOTOUT SCORE	GAME SCORE
Oct. 28, 2005	Minnesota	Trevor Letowski	Dwayne Roloson	8th	2-1	2-1
Nov. 30, 2005	at Minnesota	Jaroslav Balastik	Manny Fernandez	3rd	1-0	3-2
Dec. 8, 2005	NY Islanders	David Vyborny	Rick DiPietro	1st	1-0	4-3
Jan. 20, 2006	St. Louis	Rick Nash	Curtis Sanford	2nd	1-0	4-3
Feb. 1, 2006	at Calgary	Jaroslav Balastik	Miikka Kiprusoff	1st	2-0	2-1
Feb. 2, 2006	at Edmonton	Jason Chimera	Jussi Markkanen	8th	4-3	2-1
Mar. 5, 2006	at Anaheim	Rick Nash	Jean-Sebastien Giguere	3rd	1-0	3-2
Mar. 25, 2006	at Detroit	Jaroslav Balastik	Chris Osgood	1st	1-0	5-4
Nov. 3, 2006	Calgary	Manny Malholtra	Jamie McLennan	11th	4-3	5-4
Jan. 30, 2007	at Vancouver	Nikolai Zherdev	Roberto Luongo	3rd	2-1	3-2
Mar. 2, 2007	at Dallas	Jason Chimera	Marty Turco	1st	1-0	3-2
Mar. 14, 2007	at Anaheim	David Vyborny	Jean-Sebastien Giguere	5th	1-0	5-4
Mar. 22, 2007	at Detroit	Sergei Fedorov	Chris Osgood	6th	3-2	2-1
Nov. 24, 2007	Detroit	Rick Nash	Chris Osgood	2nd	3-1	5-4
Jan. 12, 2008	Nashville	Nikolai Zherdev	Chris Mason	1st	1-0	2-1
Feb. 21, 2008	at Ottawa	Rick Nash	Ray Emery	1st	2-0	3-2
Nov. 7, 2008	Montreal	Kristian Huselius	Jaroslav Halak	1st	2-0	4-3
Dec. 11, 2008	Nashville	Jakub Voracek	Dan Ellis	3rd	2-1	2-1
Jan. 18, 2009	at Vancouver	Jason Williams	Roberto Luongo	1st	2-0	6-5
Feb. 19, 2009	at Toronto	Rick Nash	Justin Pogge	2nd	2-1	4-3
Mar. 12, 2009	Pittsburgh	Kristian Huselius	Marc-Andre Fleury	3rd	1-0	4-3
Apr. 8, 2009	at Chicago	Fedor Tyutin	Nikolai Khabibulin	2nd	1-0	4-3
Nov. 13, 2009	Anaheim	Kristian Huselius	Jean-Sebastien Giguere	1st	2-0	3-2
Nov. 16, 2009	Edmonton	Jakub Voracek	Jeff Drouin-Deslauriers	4th	2-1	3-2
Oct. 28 2010	Edmonton	Rick Nash	Devan Dubnyk	1st	2-0	3-2
Dec. 6, 2010	Dallas	Kyle Wilson	Kari Lehtonen	3rd	1-0	3-2
Dec. 27, 2010	Minnesota	Kyle Wilson	Jose Theodore	2nd	3-1	4-3
Jan. 14, 2011	Detroit	Antoine Vermette	Joey MacDonald	4th	1-0	3-2
Mar. 29, 2011	Florida	Maksim Mayorov	Scott Clemmensen	2nd	1-0	3-2
Dec. 1, 2011	at Calgary	Rick Nash	Miikka Kiprusoff	3rd	1-0	4-3
Dec. 6, 2011	at Montreal	Rick Nash	Carey Price	2nd	1-0	3-2
Dec. 13, 2011	Vancouver	Rick Nash	Roberto Luongo	2nd	3-1	2-1
Mar. 18, 2012	at Calgary	Cam Atkinson	Miikka Kiprusoff	4th	1-0	2-1
Jan. 19, 2013	at Nashville	Derek Brassard	Sergei Bobrovsky	6th	2-1	3-2
Mar. 5, 2013	Edmonton	Artem Anisimov	Sergei Bobrovsky	3rd	2-0	4-3
Mar. 10, 2013	at Detroit	Matt Calvert	Sergei Bobrovsky	3rd	2-1	3-2
Mar. 16, 2013	Phoenix	Artem Anisimov	Sergei Bobrovsky	2nd	2-0	1-0
Apr. 13, 2013	at Minnesota	Mark Letestu	Sergei Bobrovsky	2nd	2-0	3-2

ALL-TIME STATISTICS

SHOOTOUT LOSSES - 50

DATE	OPPONENT	SHOOTOUT DECIDING GOAL	GOALTENDER	ROUND	SHOOTOUT SCORE	GAME SCORE
Dec. 20, 2005	at Detroit	Jason Williams	Pascal Leclaire	2nd	1-2	3-4
Jan. 7, 2006	at Colorado	Alex Tanguay	Pascal Leclaire	4th	1-2	2-3
Apr. 7, 2006	at Detroit	Tomas Holmstrom	Marc Denis	5th	0-1	5-6
Nov. 22, 2006	St. Louis	Bill Guerin	Pascal Leclaire	4th	0-1	3-4
Dec. 14, 2006	at Phoenix	Mike Comrie	Fredrik Norrena	3rd	0-1	4-5
Jan. 9, 2007	St. Louis	Lee Stempniak	Fredrik Norrena	3rd	2-3	3-4
Feb. 20, 2007	at St. Louis	Lee Stempniak	Fredrik Norrena	1st	0-1	4-5
Feb. 25, 2007	Nashville	Alexander Radulov	Ty Conklin	1st	0-1	3-4
Oct. 17, 2007	Dallas	Jussi Jokinen	Fredrik Norrena	2nd	0-1	2-3
Nov. 1, 2007	at Anaheim	Mathieu Schneider	Fredrik Norrena	2nd	0-1	1-2
Nov. 10, 2007	at Nashville	Martin Erat	Fredrik Norrena	2nd	0-1	3-4
Nov. 18, 2007	Detroit	Johan Franzén	Pascal Leclaire	5th	2-3	4-5
Dec. 3, 2007	Dallas	Niklas Hagman	Pascal Leclaire	5th	2-3	1-2
Feb. 10, 2008	Los Angeles	Patrick O'Sullivan	Pascal Leclaire	4th	1-2	2-3
Mar. 2, 2008	at Edmonton	Ales Hemsky	Pascal Leclaire	2nd	0-1	3-4
Mar. 30, 2008	at Chicago	Patrick Kane	Fredrik Norrena	1st	0-1	4-5
Nov. 1, 2008	Chicago	Jonathan Toews	Fredrik Norrena	1st	0-1	3-4
Nov. 15, 2008	at Minnesota	Marek Zidlicky	Steve Mason	2nd	0-2	2-3
Dec. 18, 2008	at Dallas	Brad Richards	Pascal Leclaire	1st	0-2	5-6
Jan. 21, 2009	at Calgary	Todd Bertuzzi	Steve Mason	3rd	0-1	4-5
Feb. 16, 2009	Dallas	James Neal	Steve Mason	2nd	0-1	2-3
Mar. 28, 2009	at St. Louis	David Perron	Steve Mason	4th	1-2	3-4
Apr. 4, 2009	at Nashville	Ville Koistinen	Steve Mason	3rd	0-1	4-5
Oct. 30, 2009	Pittsburgh	Sidney Crosby	Steve Mason	2nd	0-1	3-4
Nov. 4, 2009	San Jose	Dan Boyle	Steve Mason	2nd	0-1	2-3
Nov. 21, 2009	at Nashville	David Legwand	Steve Mason	2nd	1-2	3-4
Nov. 28, 2009	Calgary	Jamie Lundmark	Steve Mason	4th	2-3	3-4
Dec. 1, 2009	at Chicago	Brent Seabrook	Steve Mason	11th	1-2	3-4
Dec. 10, 2009	at Nashville	Steve Sullivan	Mathieu Garon	5th	2-3	3-4
Dec. 17, 2009	Phoenix	Robert Lang	Mathieu Garon	3rd	1-2	1-2
Dec. 29, 2009	at NY Islanders	Rob Schremp	Steve Mason	3rd	0-1	1-2
Feb. 14, 2010	Chicago	Troy Brouwer	Mathieu Garon	4th	1-2	4-5
Apr. 9, 2010	Detroit	Todd Bertuzzi	Steve Mason	4th	1-2	0-1
Dec. 1, 2010	Nashville	Steve Sullivan	Steve Mason	2nd	0-1	3-4
Jan. 18, 2011	at Tampa Bay	Ryan Malone	Mathieu Garon	4th	0-1	2-3
Feb. 16, 2011	Los Angeles	Jarrett Stoll	Mathieu Garon	2nd	0-1	3-4
Mar. 1, 2011	at Vancouver	Raffi Torres	Steve Mason	8th	0-1	1-2
Mar. 7, 2011	at St. Louis	Alexander Steen	Steve Mason	4th	2-3	2-3
Mar. 15, 2011	Boston	Tyler Seguin	Steve Mason	1st	0-1	2-3
Mar. 22, 2011	at Colorado	Milan Hejduk	Steve Mason	1st	0-1	4-5
Apr. 1, 2011	Chicago	Viktor Stalberg	Mathieu Garon	3rd	0-1	3-4
Oct. 12, 2011	Colorado	Matt Duchene	Steve Mason	2nd	1-2	2-3
Nov. 17, 2011	at Boston	David Krejci	Curtis Sanford	3rd	1-2	1-2
Nov. 23, 2011	at New Jersey	Ilya Kovalchuk	Curtis Sanford	1st	0-1	1-2
Dec. 27, 2011	Calgary	Jarome Iginla	Steve Mason	1st	0-1	1-2
Jan. 21, 2012	at Detroit	Valtteri Filppula	Curtis Sanford	4th	0-1	2-3
Jan. 21, 2013	Detroit	Damien Brunner	Sergei Bobrovsky	4th	0-1	3-4
Mar. 12, 2013	Vancouver	Mason Raymond	Sergei Bobrovsky	3rd	0-1	1-2
Mar. 14, 2013	Chicago	Patrick Kane	Sergei Bobrovsky	3rd	1-2	1-2
Mar. 26, 2013	at Vancouver	Maxim Lapierre	Sergei Bobrovsky	3rd	0-1	0-1

ALL-TIME INDIVIDUAL SHOOTOUT STATISTICS

PLAYER	RD. 1	RD. 2	RD. 3	RD. 4	RD. 5	RD. 6	RD. 7	RD. 8	RD. 9	RD. 10	RD. 11	TOTAL	S PCT.	GWG
A. Anisimov	3-4	1-2	4-of-6	.667	2
C. Atkinson	0-2	1-2	...	1-1	2-of-5	.400	1
J. Balastik	5-8	...	1-1	6-of-9	.667	3
B. Berard	0-1	0-of-1	.000	0
D. Brassard	...	1-2	0-3	0-1	...	1-1	2-of-7	.286	1
G. Brule	...	0-1	0-1	...	0-1	0-1	0-of-4	.000	0
M. Calvert	...	1-2	0-3	0-2	1-of-7	.143	1
A. Carter	1-1	1-of-1	1.000	0
J. Carter	0-1	...	0-1	0-of-2	.000	0
J. Chimera	1-1	0-2	...	0-1	0-1	1-2	0-1	2-of-8	.250	2
D. Dorsett	...	0-1	0-of-1	.000	0
A. Erikssoon	0-1	...	0-of-1	.000	0
S. Fedorov	0-1	0-2	0-2	0-1	1-2	1-1	2-of-9	.222	1
N. Filatov	0-1	1-3	1-of-4	.250	0
A. Foote	0-1	0-of-1	.000	0
D. Fritsche	0-1	0-of-1	.000	0
C. Glencross	1-1	1-of-1	1.000	0
R. Hainsey	0-1	0-of-1	.000	0
M. Hartigan	1-2	1-of-2	.500	0
J. Hrdina	0-1	...	0-1	0-of-2	.000	0
K. Huselius	4-14	0-1	3-8	7-of-23	.304	3
R. Johansen	1-3	0-2	0-1	0-2	0-1	1-of-9	.111	0
J. Johnson	0-1	0-of-1	.000	0
Z. Konopka	...	0-1	0-of-1	.000	0
T. Kubalik	...	0-1	0-of-1	.000	0
M. Letestu	2-3	2-4	1-2	5-of-9	.556	1
T. Letowski	0-1	0-1	1-1	1-1	2-of-4	.500	1
J. Lindstrom	0-1	0-of-1	.000	0
D. MacKenzie	0-1	0-of-1	.000	0
M. Malhotra	0-1	1-1	1-of-2	.500	1
M. Mayorov	0-1	1-1	1-of-2	.500	1
F. Modin	0-1	0-1	0-1	0-of-3	.000	0
R. Nash	8-20	13-33	4-13	1-1	26-of-67	.388	9
J. Novotny	0-1	0-1	0-1	0-of-3	.000	0
S. Pahlsson	0-1	0-of-1	.000	0
M. Peca	1-2	0-1	0-1	1-of-4	.250	0
A. Picard	0-1	0-of-1	.000	0
G. Platt	...	0-1	0-of-1	.000	0
V. Prospal	...	0-1	0-of-1	.000	0
K. Russell	0-1	...	0-of-1	.000	0
A. Stralman	...	0-1	0-1	0-of-2	.000	0
A. Svitov	0-1	0-of-1	.000	0
R. Torres	0-1	0-of-1	.000	0
F. Tyutin	...	2-4	1-4	1-1	...	0-2	4-of-11	.364	1
R. Umberger	0-1	0-1	0-1	0-1	0-of-4	.000	0
S. Upshall	...	0-1	0-1	0-of-2	.000	0
A. Vermette	0-1	...	0-2	1-5	1-3	2-of-11	.182	1
J. Voracek	0-2	0-1	2-8	1-1	3-of-12	.250	2
D. Vyborny	4-8	0-3	0-4	1-1	1-3	6-of-19	.316	2
J. Williams	2-5	0-1	0-1	2-of-7	.286	1
K. Wilson	...	1-4	1-1	2-of-5	.400	2
J. Wisniewski	1-2	0-1	1-of-3	.333	0
T. Wright	0-1	0-of-1	.000	0
N. Zherdev	2-5	3-7	2-4	1-3	8-of-19	.421	2
TOTAL	34-88	27-88	17-71	8-25	3-12	2-7	2-5	2-5	0-2	0-2	1-2	96-OF-307	.313	38
GOALTENDER	RD. 1	RD. 2	RD. 3	RD. 4	RD. 5	RD. 6	RD. 7	RD. 8	RD. 9	RD. 10	RD. 11	TOTAL	SV PCT.	
S. Bobrovsky	7-9	7-9	2-4	1-2	1-1	1-1	19-of-26	.731	
T. Conklin	1-2	1-2	1-1	3-of-5	.600	
M. Denis	3-4	4-4	3-3	1-2	1-2	1-1	0-1	1-1	14-of-18	.778	
M. Garon	8-9	5-9	4-7	1-4	0-1	18-of-30	.600	
P. Leclaire	11-16	13-16	9-12	1-6	0-3	1-1	0-1	1-1	1-1	1-1	1-1	39-of-59	.661	
S. Mason	23-31	16-31	14-19	4-8	1-2	2-2	2-2	1-2	1-1	1-1	0-1	65-of-100	.650	
F. Norrena	6-11	6-11	5-7	1-2	2-2	1-1	21-of-34	.618	
M. Prusek	1-1	0-1	1-1	1-1	1-1	1-1	1-1	1-1	7-of-8	.875	
C. Sanford	4-5	3-5	3-4	0-1	10-of-15	.667	
TOTAL	64-88	55-88	42-58	10-26	6-12	7-7	3-5	4-5	2-2	2-2	1-2	196-OF-295	.664	

RECORD BY SEASON

RECORD BY DIVISION

YEAR	CENTRAL	PACIFIC	NORTHWEST	VS. WEST	NORTHEAST	ATLANTIC	SOUTHEAST	VS. EAST
2000-01	6-10-2-2	8-9-1-2	5-12-1-1	19-31-4-5	3-0-3-0	1-4-2-1	5-4-0-0	9-8-5-1
2001-02	5-9-3-3	6-14-0-0	4-14-1-1	15-37-4-4	2-5-1-0	4-0-3-1	1-5-0-0	7-10-4-1
2002-03	5-13-2-0	7-11-1-1	8-8-3-1	20-32-6-2	3-3-0-0	5-3-0-0	1-4-2-1	9-10-2-1
2003-04	9-13-0-2	5-10-4-1	6-11-2-1	20-34-6-4	0-4-1-0	2-2-1-0	3-5-0-0	5-11-2-0
2005-06	14-15-3	8-12-0	8-11-1	30-38-4	0-0-0	4-1-0	1-4-0	5-5-0
2006-07	11-17-4	10-9-1	8-10-2	29-36-7	3-2-0	1-4-0	0-0-0	4-6-0
2007-08	11-18-3	9-5-6	8-10-2	28-33-11	3-2-0	0-0-0	3-1-1	6-3-1
2008-09	10-10-4	6-12-2	12-6-2	28-28-8	5-0-0	3-3-1	5-0-1	13-3-2
2009-10	7-8-9	9-9-2	8-10-2	24-28-12	2-3-0	0-3-3	6-1-0	8-7-3
2010-11	8-11-5	8-11-1	7-9-4	23-31-10	3-2-1	4-2-0	4-0-2	11-4-3
2011-12	5-17-2	9-11-0	9-9-2	23-37-4	2-4-1	1-2-2	3-3-0	6-9-3
2012-13	9-6-3	8-6-1	7-5-3	24-17-7	0-0-0	0-0-0	0-0-0	0-0-0
TOTAL	100-147-47	93-119-23	90-115-29	273-382-98	26-25-7	25-24-14	32-27-7	83-76-28

RECORD BY MONTH

YEAR	OCTOBER	NOVEMBER	DECEMBER	JANUARY	FEBRUARY	MARCH	APRIL
2000-01	3-8-0-1	4-8-1-0	5-6-3-1	5-4-0-2	3-5-3-2	5-6-2-0	3-2-0-0
2001-02	1-7-4-0	6-6-1-1	3-9-1-0	4-9-1-0	1-3-1-2	5-8-0-2	2-5-0-0
2002-03	3-5-1-0	6-6-1-2	4-8-1-0	7-6-2-0	3-7-1-0	5-8-1-1	1-2-1-0
2003-04	3-6-0-1	4-6-3-0	2-9-1-2	6-6-3-0	4-7-1-1	5-10-0-0	1-1-0-0
2005-06	4-8-0	3-10-0	5-8-1	8-4-1	3-3-0	7-7-1	5-3-1
2006-07	3-5-1	3-10-1	9-5-2	6-6-1	3-7-2	8-6-0	1-3-0
2007-08	7-3-1	4-7-3	7-5-2	7-7-0	5-5-3	4-6-3	0-3-0
2008-09	4-6-0	6-4-3	7-6-1	7-5-1	7-4-1	9-4-2	1-2-2
2009-10	6-5-1	7-4-3	2-9-5	7-8-0	3-2-1	7-4-3	0-3-2
2010-11	6-4-0	8-4-0	6-7-3	3-6-2	8-3-1	3-7-6	0-4-1
2011-12	2-9-1	4-6-2	4-8-2	3-8-1	5-7-1	9-7-0	2-1-0
2012-13	0-0-0	0-0-0	0-0-0	2-5-1	3-7-2	10-2-4	9-3-0
TOTAL	42-66-11	55-71-21	54-80-25	65-74-15	48-60-22	77-75-25	25-32-7

RECORD BY DAY OF THE WEEK

YEAR	MONDAY	TUESDAY	WEDNESDAY	THURSDAY	FRIDAY	SATURDAY	SUNDAY
2000-01	2-4-0-0	4-2-1-1	4-8-3-3	4-4-2-0	5-5-0-0	5-10-2-1	4-6-1-1
2001-02	3-8-2-0	2-6-1-0	2-7-0-1	2-8-1-3	7-3-1-0	4-12-2-1	2-3-1-0
2002-03	1-8-1-0	2-7-1-1	4-4-2-0	9-5-0-0	4-6-2-0	7-9-2-1	2-3-0-1
2003-04	2-4-1-0	2-5-2-1	3-9-1-0	3-10-0-1	6-4-0-1	7-12-1-1	2-1-3-0
2005-06	3-2-1	4-4-1	6-8-0	4-5-0	7-11-1	7-8-1	4-5-0
2006-07	2-2-0	7-4-2	2-6-1	4-4-1	8-10-2	7-12-0	3-4-1
2007-08	1-2-2	4-6-1	7-6-1	6-4-1	7-4-2	6-9-1	3-5-4
2008-09	2-1-2	7-7-1	6-2-1	6-2-1	9-5-0	10-9-4	1-5-1
2009-10	6-4-1	4-8-3	2-4-1	7-7-3	3-1-2	7-10-4	3-1-1
2010-11	4-0-2	5-5-4	5-1-4	3-6-1	7-10-1	9-6-1	1-7-0
2011-12	1-4-0	8-9-1	1-2-2	5-8-2	5-4-0	7-12-1	2-7-1
2012-13	3-1-1	3-2-3	1-1-0	4-4-2	3-2-1	6-4-0	4-3-0
TOTAL	30-40-13	52-65-24	43-58-20	57-67-18	71-65-13	82-113-23	31-50-15

RECORD IN BACK-TO-BACK GAMES

YEAR	HOME			ROAD			OVERALL		
	1ST GAME	2ND GAME	TOTAL	1ST GAME	2ND GAME	TOTAL	1ST GAME	2ND GAME	TOTAL
2000-01	3-1-0-1	0-3-1-2	3-4-1-3	3-9-1-2	2-10-2-0	5-19-3-2	6-10-1-3	2-13-3-2	8-23-4-5
2001-02	1-2-0-0	0-1-0-2	1-3-0-2	5-5-0-0	3-7-0-0	8-12-0-0	6-7-0-0	3-8-0-2	9-15-0-2
2002-03	2-1-0-0	2-2-0-0	4-3-0-0	2-8-2-0	5-5-0-1	7-13-2-1	4-9-2-0	7-7-0-1	11-16-2-1
2003-04	3-2-1-1	3-3-0-0	6-5-1-1	4-6-1-0	2-9-1-0	6-15-2-0	7-8-2-1	5-12-1-0	12-20-3-1
2005-06	7-2-0	2-3-0	9-5-0	4-3-3	6-8-0	10-11-3	11-5-3	8-11-0	19-16-3
2006-07	4-5-1	4-2-1	8-7-2	6-5-0	3-10-1	9-15-1	10-10-1	7-12-2	17-22-3
2007-08	4-0-0	3-1-0	7-1-0	3-5-0	1-4-3	4-9-3	7-5-0	4-5-3	11-10-3
2008-09	8-1-0	4-3-1	12-4-1	4-5-2	3-6-3	7-11-5	12-6-2	7-9-4	19-15-6
2009-10	5-1-2	0-0-0	5-1-2	2-2-0	4-4-4	6-6-4	7-3-2	4-4-4	11-7-6
2010-11	1-4-0	3-4-1	4-8-1	5-5-3	6-3-1	11-8-4	6-9-3	9-7-2	15-16-5
2011-12	2-4-0	1-3-1	3-7-1	3-7-0	2-8-1	5-15-1	5-11-0	3-11-2	8-22-2
2012-13	4-1-0	1-0-0	5-1-0	2-4-0	3-7-0	5-11-0	6-5-0	4-7-0	10-12-0
TOTAL	44-24-6	23-25-9	67-49-15	43-64-14	40-84-17	83-146-31	87-88-20	63-106-26	150-194-46

RECORD WHEN...

SCORING 1 GOAL OR LESS

YEAR	HOME	ROAD	TOTAL
2000-01	0-8-1-1	0-15-1-0	0-23-2-1
2001-02	0-10-0-2	0-20-0-0	0-30-0-2
2002-03	1-7-0-0	0-9-1-0	1-16-1-0
2003-04	0-7-1-1	0-13-1-1	0-20-2-2
2005-06	1-9-0	0-9-0	1-18-0
2006-07	0-9-0	1-14-0	1-23-0
2007-08	1-9-2	1-15-2	2-24-4
2008-09	1-4-1	1-10-1	2-14-2
2009-10	1-5-3	0-9-3	1-14-6
2010-11	0-7-0	0-9-1	0-16-1
2011-12	0-9-1	1-8-2	1-17-3
2012-13	1-3-2	0-7-1	1-10-3
TOTAL	6-87-15	4-138-14	10-225-29

SCORING A POWER PLAY GOAL

YEAR	HOME	ROAD	TOTAL
2000-01	18-5-3-1	4-7-1-2	22-12-4-3
2001-02	11-6-2-0	2-12-3-0	13-18-5-0
2002-03	16-5-2-1	7-14-0-0	23-19-2-1
2003-04	11-8-3-1	6-7-2-2	17-15-5-3
2005-06	17-8-0	7-14-2	24-22-2
2006-07	15-6-4	8-8-2	23-14-6
2007-08	11-5-4	8-9-3	19-14-7
2008-09	12-6-2	7-4-4	19-10-6
2009-10	11-4-1	7-9-4	18-13-5
2010-11	7-7-2	9-6-4	16-13-6
2011-12	12-9-0	6-7-3	18-16-3
2012-13	7-1-3	5-2-0	12-3-3
TOTAL	148-70-29	76-99-32	224-169-61

LEADING AFTER 1ST PERIOD

YEAR	HOME	ROAD	TOTAL
2000-01	11-1-0-2	6-3-2-2	17-4-2-4
2001-02	6-3-3-0	5-0-0-1	11-3-3-1
2002-03	11-1-2-0	3-6-1-1	14-7-3-1
2003-04	8-1-2-0	1-1-0-0	9-2-2-0
2005-06	8-3-0	4-4-1	12-7-1
2006-07	10-0-1	6-1-2	16-1-3
2007-08	13-2-3	8-0-1	21-2-4
2008-09	12-3-0	8-3-2	20-6-2
2009-10	10-4-3	3-4-3	13-8-6
2010-11	10-2-1	7-2-0	17-4-1
2011-12	13-2-1	5-1-0	18-3-1
2012-13	5-1-1	3-1-0	8-2-1
TOTAL	117-23-19	59-26-16	176-49-35

SCORING 2 GOALS OR LESS

YEAR	HOME	ROAD	TOTAL
2000-01	4-10-2-3	2-23-4-2	6-33-6-5
2001-02	2-15-3-3	2-26-2-0	4-41-5-3
2002-03	4-11-2-1	3-22-2-1	7-33-4-2
2003-04	5-13-2-2	1-22-3-1	6-35-5-3
2005-06	2-15-0	2-18-2	4-33-2
2006-07	3-9-1	2-20-0	5-29-1
2007-08	4-13-3	2-21-3	6-34-6
2008-09	5-11-2	4-14-2	9-25-4
2009-10	6-9-4	1-14-3	7-23-7
2010-11	2-15-1	1-13-4	3-28-5
2011-12	3-8-1	2-11-1	5-19-2
2012-13	4-6-2	4-9-1	8-15-3
TOTAL	44-135-32	26-213-31	70-348-63

ALLOWING A POWER PLAY GOAL

YEAR	HOME	ROAD	TOTAL
2000-01	7-9-3-1	4-9-2-3	11-28-5-4
2001-02	4-9-2-1	2-13-2-0	6-22-4-1
2002-03	6-10-4-2	4-15-2-0	10-25-6-2
2003-04	4-9-2-1	1-17-1-1	5-26-3-2
2005-06	13-12-0	8-21-3	21-33-3
2006-07	11-15-3	9-13-3	20-28-6
2007-08	7-10-4	6-13-4	13-23-8
2008-09	13-9-1	7-12-5	20-21-6
2009-10	6-9-3	4-14-4	10-23-7
2010-11	4-14-1	9-13-5	13-27-6
2011-12	3-13-2	4-20-1	7-33-3
2012-13	2-3-1	8-7-0	10-10-1
TOTAL	80-122-31	66-177-36	146-299-67

LEADING AFTER 2ND PERIOD

YEAR	HOME	ROAD	TOTAL
2000-01	15-2-1-0	7-0-2-1	22-2-3-1
2001-02	10-0-1-2	7-0-2-0	17-0-3-2
2002-03	16-1-3-1	7-1-2-1	23-2-5-2
2003-04	15-2-2-0	4-1-0-1	19-3-2-1
2005-06	8-1-0	7-1-0	15-2-0
2006-07	14-0-1	7-1-3	21-1-4
2007-08	14-1-1	10-2-0	24-3-1
2008-09	12-2-0	9-1-0	21-3-0
2009-10	12-4-3	12-3-1	24-7-4
2010-11	11-1-1	8-1-1	19-2-2
2011-12	15-3-2	8-3-0	23-6-2
2012-13	9-0-0	4-0-0	13-0-0
TOTAL	151-17-18	90-14-14	241-31-32

SCORING 3 GOALS

YEAR	HOME	ROAD	TOTAL
2000-01	8-4-2-0	2-2-0-0	10-6-2-0
2001-02	6-2-2-1	4-3-1-1	10-5-3-2
2002-03	5-1-1-1	1-2-1-0	6-3-2-1
2003-04	6-4-1-0	3-5-1-1	9-9-2-1
2005-06	4-2-0	5-6-1	9-8-1
2006-07	7-2-3	4-2-1	11-4-4
2007-08	6-1-2	4-1-2	10-2-4
2008-09	9-2-1	2-4-2	11-6-3
2009-10	8-3-4	2-7-3	10-10-7
2010-11	9-2-4	9-2-1	18-4-5
2011-12	4-4-1	2-3-1	6-7-2
2012-13	3-0-2	4-1-1	7-1-3
TOTAL	75-27-25	42-38-17	117-65-42

SCORING 1ST GOAL

YEAR	HOME	ROAD	TOTAL
2000-01	13-7-1-2	6-7-4-3	19-14-5-5
2001-02	9-6-4-2	8-5-3-0	17-11-7-2
2002-03	12-3-2-0	5-9-2-1	17-12-4-1
2003-04	12-7-3-1	3-9-1-1	15-16-4-2
2005-06	13-6-0	6-8-1	19-14-1
2006-07	14-3-2	9-2-3	23-5-5
2007-08	15-3-4	10-3-2	25-6-6
2008-09	17-5-0	11-4-4	28-9-4
2009-10	12-4-3	8-8-3	20-12-6
2010-11	12-5-2	9-4-3	21-9-5
2011-12	14-8-2	9-5-2	23-13-4
2012-13	7-2-1	5-4-1	12-6-2
TOTAL	150-59-29	87-68-34	239-127-63

LEADING IN SHOTS ON GOAL

YEAR	HOME	ROAD	TOTAL
2000-01	6-5-2-2	4-5-0-0	10-10-2-2
2001-02	6-8-0-3	0-5-1-0	6-13-1-3
2002-03	6-3-0-0	2-5-0-0	8-8-0-0
2003-04	10-8-1-0	1-2-2-0	11-10-3-0
2005-06	9-6-0	0-2-0	9-8-0
2006-07	9-9-1	4-13-1	13-22-2
2007-08	13-8-4	5-11-4	18-19-8
2008-09	13-9-3	6-9-3	19-18-6
2009-10	7-7-2	4-7-3	11-14-5
2010-11	10-12-3	8-7-3	18-19-6
2011-12	8-11-3	1-10-1	9-20-3
2012-13	6-2-0	1-4-0	7-6-0
TOTAL	106-88-24	36-80-18	139-167-41

SCORING 4 GOALS OR MORE

YEAR	HOME	ROAD	TOTAL
2000-01	7-0-0-0	5-0-0-1	12-0-0-1
2001-02	6-1-0-0	2-0-0-0	8-1-0-0
2002-03	11-1-2-0	5-5-0-0	16-6-2-0
2003-04	6-1-1-0	4-0-0-0	10-1-1-0
2005-06	17-1-0	5-1-1	22-2-1
2006-07	8-4-0	9-0-2	17-4-2
2007-08	10-0-1	8-0-1	18-0-2
2008-09	11-0-0	10-0-3	21-0-3
2009-10	8-1-1	7-2-0	15-3-1
2010-11	6-2-0	7-1-3	13-3-3
2011-12	10-0-0	7-3-0	17-3-0
2012-13	6-0-1	3-1-0	9-1-1
TOTAL	106-12-6	72-13-11	177-24-17

ALLOWING 1ST GOAL

YEAR	HOME	ROAD	TOTAL
2000-01	6-8-3-1	3-17-1-0	9-25-4-1
2001-02	5-12-0-2	0-24-1-1	5-36-1-3
2002-03	8-11-3-2	4-19-1-0	12-30-4-2
2003-04	5-11-1-1	5-18-3-1	10-29-4-2
2005-06	10-12-0	6-17-3	16-29-3
2006-07	4-16-2	6-21-0	10-37-2
2007-08	5-11-2	4-19-4	9-30-6
2008-09	8-8-3	5-14-3	13-22-6
2009-10	9-9-5	3-14-4	12-23-9
2010-11	5-13-3	8-13-5	13-26-8
2011-12	3-13-1	3-21-2	6-33-3
2012-13	6-4-4	6-7-1	12-11-5
TOTAL	74-128-33	53-204-30	127-331-63

TRAILING IN SHOTS ON GOAL

YEAR	HOME	ROAD	TOTAL
2000-01	12-10-2-1	5-18-5-3	17-28-7-4
2001-02	7-10-5-1	8-23-2-1	15-33-7-2
2002-03	13-10-3-2	7-22-3-1	20-32-6-3
2003-04	7-10-2-2	7-22-2-2	14-32-4-4
2005-06	13-12-0	12-23-4	25-35-4
2006-07	8-8-2	10-19-3	18-27-5
2007-08	6-6-3	9-9-1	15-15-4
2008-09	11-4-1	10-8-3	21-12-4
2009-10	10-5-4	8-14-4	18-19-8
2010-11	6-6-2	9-9-4	15-15-6
2011-12	8-8-0	11-16-2	19-23-2
2012-13	7-1-5	8-8-2	15-9-7
TOTAL	108-90-35	104-191-42	212-280-77

RECORD BY SEASON

RECORD WHEN...

ALLOWING 3 GOALS

YEAR	HOME	ROAD	TOTAL
2000-01	1-3-2-2	0-8-0-2	1-11-2-4
2001-02	2-6-2-1	0-6-1-0	2-12-3-1
2002-03	2-4-1-1	0-6-1-1	2-10-2-2
2003-04	2-3-1-1	1-6-1-0	3-9-2-1
2005-06	5-5-0	1-6-2	6-11-2
2006-07	2-7-1	2-5-0	4-12-1
2007-08	2-2-1	3-11-2	5-13-3
2008-09	6-4-1	3-7-1	9-11-2
2009-10	8-3-4	2-7-3	10-10-7
2010-11	4-5-1	4-3-3	8-8-4
2011-12	3-5-1	2-3-2	5-8-3
2012-13	2-3-1	2-3-0	4-6-1
TOTAL	39-50-21	20-71-19	59-121-40

TIED AFTER 1ST PERIOD

YEAR	HOME	ROAD	TOTAL
2000-01	6-7-1-1	1-7-3-0	7-14-4-1
2001-02	6-2-2-4	3-12-2-0	9-14-4-4
2002-03	5-4-1-0	6-5-2-0	11-9-3-0
2003-04	6-9-1-1	3-14-3-2	9-23-4-3
2005-06	10-8-0	4-10-1	14-18-1
2006-07	7-6-2	7-7-1	14-13-3
2007-08	6-3-3	3-11-3	9-14-6
2008-09	11-3-2	5-9-4	16-12-6
2009-10	6-3-3	4-0-0	10-3-3
2010-11	5-6-2	4-3-4	9-9-6
2011-12	4-11-1	4-10-3	8-21-4
2012-13	9-2-3	3-4-2	12-6-5
TOTAL	81-64-27	47-92-30	128-156-57

SHOTS ON GOAL ARE TIED

YEAR	HOME	ROAD	TOTAL
2000-01	1-0-0-0	0-1-0-0	1-1-0-0
2001-02	1-0-0-0	0-1-0-0	1-1-0-0
2002-03	1-1-2-0	0-1-0-0	1-2-2-0
2003-04	0-0-1-0	0-3-0-0	0-3-1-0
2005-06	1-0-0	0-0-0	1-0-0
2006-07	1-2-0	1-1-0	2-3-0
2007-08	1-0-0	0-2-0	1-2-0
2008-09	1-1-0	0-0-0	1-1-0
2009-10	2-1-2	1-1-0	3-2-2
2010-11	1-1-0	0-0-1	1-1-1
2011-12	1-2-0	0-0-0	1-2-0
2012-13	1-2-0	1-0-0	2-2-0
TOTAL	12-10-5	3-10-1	15-20-6

ALLOWING 4 GOALS OR MORE

YEAR	HOME	ROAD	TOTAL
2000-01	1-10-0-0	2-13-0-1	3-23-0-1
2001-02	2-11-0-1	0-15-0-1	2-26-0-2
2002-03	1-7-2-1	1-22-0-0	2-29-2-1
2003-04	1-11-1-0	1-17-0-1	2-28-1-1
2005-06	6-12-0	2-15-2	8-27-2
2006-07	2-14-2	3-11-3	5-25-5
2007-08	2-10-3	1-7-2	3-17-5
2008-09	2-8-1	2-9-5	4-17-6
2009-10	0-8-4	2-16-3	2-24-7
2010-11	0-11-4	1-13-4	1-24-8
2011-12	0-12-1	0-21-0	0-33-1
2012-13	0-2-2	1-5-1	1-7-3
TOTAL	17-116-22	16-164-22	33-280-45

TRAILING AFTER 1ST PERIOD

YEAR	HOME	ROAD	TOTAL
2000-01	2-7-3-0	2-14-0-1	4-21-3-1
2001-02	2-13-0-0	0-17-1-0	2-30-1-0
2002-03	4-9-2-2	0-17-0-0	4-26-2-2
2003-04	3-8-1-1	4-12-1-0	7-20-2-1
2005-06	5-7-0	4-11-2	9-18-2
2006-07	2-12-1	1-16-0	3-28-1
2007-08	1-8-1	3-12-1	4-20-2
2008-09	2-7-1	3-6-1	5-13-2
2009-10	4-6-2	1-12-3	5-18-5
2010-11	3-11-2	5-11-4	8-22-6
2011-12	1-8-1	2-14-1	3-22-2
2012-13	0-2-1	4-7-0	4-9-1
TOTAL	29-98-18	29-149-15	58-247-33

RECORD IN GAMES DECIDED BY...

YEAR	1-GOAL	2-GOALS	3-GOALS	4+ GOALS
2000-01	11-11-0-6	6-12	11-10	1-6
2001-02	10-11-0-5	9-17	1-9	2-10
2002-03	11-15-0-3	7-10	7-4	4-13
2003-04	14-18-0-4	6-13	4-7	1-7
2005-06	24-12-4	3-12	7-10	1-9
2006-07	18-11-7	6-10	5-15	4-6
2007-08	14-8-12	6-13	10-11	4-4
2008-09	20-6-10	12-10	4-12	5-3
2009-10	15-11-15	9-7	6-11	2-6
2010-11	19-10-3	7-6	6-11	2-8
2011-12	11-13-7	7-12	8-15	3-6
2012-13	14-7-7	5-5	3-3	2-2
TOTAL	174-133-83	83-127	72-118	31-80

SHUT OUT ON POWER PLAY

YEAR	HOME	ROAD	TOTAL
2000-01	1-10-2-2	5-17-3-1	6-27-5-3
2001-02	3-12-3-4	6-17-0-1	9-29-3-5
2002-03	4-9-3-1	2-14-3-1	6-23-6-2
2003-04	6-10-1-1	2-20-2-0	7-30-3-1
2005-06	6-10-1	5-11-2	11-21-3
2006-07	3-13-0	7-15-1	10-28-1
2007-08	8-9-3	7-13-2	15-22-5
2008-09	13-7-1	9-14-3	22-21-4
2009-10	9-9-2	5-13-3	14-22-5
2010-11	10-12-3	8-10-4	18-22-7
2011-12	5-12-3	6-19-0	11-31-3
2012-13	7-4-2	5-10-2	12-14-4
TOTAL	75-117-32	67-173-28	141-290-60

TIED AFTER 2ND PERIOD

YEAR	HOME	ROAD	TOTAL
2000-01	3-1-1-2	2-6-3-1	5-7-4-3
2001-02	4-2-3-2	1-3-0-1	5-5-3-3
2002-03	3-4-0-1	1-4-1-0	4-8-1-1
2003-04	2-4-1-1	1-7-4-1	3-11-5-2
2005-06	9-6-0	2-1-1	11-7-1
2006-07	0-3-1	6-2-1	6-5-2
2007-08	4-2-4	1-4-3	5-6-7
2008-09	13-0-2	3-3-4	16-3-6
2009-10	4-0-3	0-3-3	4-3-6
2010-11	5-4-3	7-0-3	12-4-6
2011-12	2-4-1	4-5-2	4-9-3
2012-13	3-0-3	5-3-1	8-3-4
TOTAL	52-30-28	33-41-29	83-71-57

KILLING ALL SHORTHANDED ATTEMPTS

YEAR	HOME	ROAD	TOTAL
2000-01	12-6-1-2	5-5-3-0	17-11-4-2
2001-02	10-9-3-3	6-16-1-1	16-25-4-4
2002-03	14-4-1-0	5-13-1-1	19-17-2-1
2003-04	13-9-2-1	7-10-3-1	20-19-5-2
2005-06	10-6-0	4-4-1	14-10-1
2006-07	7-4-1	6-10-0	13-14-1
2007-08	13-4-3	8-9-1	21-13-4
2008-09	12-4-2	9-6-2	21-10-4
2009-10	14-4-5	8-8-3	22-12-8
2010-11	11-5-4	8-3-3	19-8-7
2011-12	14-8-1	8-6-2	22-14-3
2012-13	12-2-4	2-5-2	14-7-6
TOTAL	142-65-33	76-95-25	228-160-58

TRAILING AFTER 2ND PERIOD

YEAR	HOME	ROAD	TOTAL
2000-01	1-12-2-1	0-18-0-1	1-30-2-2
2001-02	0-16-1-0	0-26-1-0	0-42-2-0
2002-03	1-9-2-0	1-23-0-0	2-32-2-0
2003-04	0-12-1-1	3-19-0-0	3-31-1-1
2005-06	6-11-0	3-23-3	9-34-3
2006-07	5-16-1	1-20-0	6-36-1
2007-08	2-10-2	3-17-2	5-27-4
2008-09	0-10-1	4-15-3	4-25-4
2009-10	2-9-2	2-16-3	4-25-5
2010-11	1-14-1	2-15-4	3-29-5
2011-12	0-13-0	2-18-2	2-31-2
2012-13	3-5-2	0-9-1	3-14-3
TOTAL	21-137-17	21-219-20	42-356-37

INDIVIDUAL LEADERS BY SEASON

GAMES PLAYED

2000-01	Serge Aubin	81
	Lyle Odelein	81
2001-02	Grant Marshall	81
	Jean-Luc Grand-Pierre	81
2002-03	Geoff Sanderson	82
	Luke Richardson	82
2003-04	David Vyborny	82
2005-06	Trevor Letowski	81
2006-07	David Vyborny	82
	Jason Chimera	82
	Manny Malholtra	82
2007-08	Nikolai Zherdev	82
	Rostislav Klesla	82
2008-09	R.J. Umberger	82
	Fedor Tyutin	82
	Jan Hejda	82
2009-10	R.J. Umberger	82
	Antoine Vermette	82
2010-11	Samuel Pahlsson	82
	R.J. Umberger	82
	Antoine Vermette	82
2011-12	Rick Nash	82
	Vinny Prospal	82
2012-13	Vinny Prospal	48
	R.J. Umberger	48
	Fedor Tyutin	48

POINTS

2000-01	Geoff Sanderson	56
2001-02	Ray Whitney	61
2002-03	Ray Whitney	76
2003-04	Rick Nash	57
2005-06	David Vyborny	65
2006-07	David Vyborny	64
2007-08	Rick Nash	69
2008-09	Rick Nash	79
2009-10	Rick Nash	67
2010-11	Rick Nash	66
2011-12	Rick Nash	59
2012-13	Vinny Prospal	30

GOALS

2000-01	Geoff Sanderson	30
2001-02	Ray Whitney	21
2002-03	Geoff Sanderson	34
2003-04	Rick Nash	41
2005-06	Rick Nash	31
2006-07	Rick Nash	27
2007-08	Rick Nash	38
2008-09	Rick Nash	40
2009-10	Rick Nash	33
2010-11	Rick Nash	32
2011-12	Rick Nash	30
2012-13	Mark Letestu	13

ASSISTS

2000-01	Espen Knutsen	42
2001-02	Ray Whitney	40
2002-03	Ray Whitney	52
2003-04	David Vyborny	31
2005-06	David Vyborny	43
2006-07	David Vyborny	48
2007-08	Nikolai Zherdev	35
2008-09	Rick Nash	39
2009-10	Kristian Huselius	40
2010-11	Rick Nash	34

ASSISTS (CONT.)

2011-12	Vinny Prospal	39
2012-13	Vinny Prospal	18
	Brandon Dubinsky	18
	Fedor Tyutin	18

PLUS/MINUS RATING

2000-01	Jamie Pushor	7
2001-02	Jody Shelley	1
2002-03	David Vyborny	12
2003-04	David Ling	-3
2005-06	Ron Hainsey	13
2006-07	Anders Eriksson	12
2007-08	Jan Hejda	20
2008-09	Jan Hejda	23
2009-10	Derek Dorsett	6
2010-11	Derek MacKenzie	14
2011-12	Derek MacKenzie	4
2012-13	Dalton Prout	15

PENALTY MINUTES

2000-01	Tyler Wright	140
2001-02	Jody Shelley	206
2002-03	Jody Shelley	249
2003-04	Jody Shelley	228
2005-06	Jody Shelley	163
2006-07	Alexander Svitov	145
2007-08	Jared Boll	226
2008-09	Jared Boll	180
2009-10	Jared Boll	149
2010-11	Derek Dorsett	184
2011-12	Derek Dorsett	235
2012-13	Jared Boll	100

POWER PLAY GOALS

2000-01	Steve Heinze	14
2001-02	Mike Sillinger	8
2002-03	Geoff Sanderson	15
2003-04	Rick Nash	19
2005-06	Rick Nash	11
2006-07	Rick Nash	9
2007-08	Rick Nash	10
2008-09	R.J. Umberger	9
2009-10	Rick Nash	10
2010-11	R.J. Umberger	8
2011-12	Rick Nash	6
2012-13	Vinny Prospal	4
	James Wisniewski	4

SHORTHANDED GOALS

2000-01	Tyler Wright	1
	Robert Kron	1
	Jamie Pushor	1
2001-02	Espen Knutsen	2
2002-03	Mike Sillinger	3
2003-04	David Vyborny	4
2005-06	David Vyborny	2
	Adam Foote	2
2006-07	Sergei Fedorov	2
	Jason Chimera	2
2007-08	Rick Nash	4
2008-09	Rick Nash	5
2009-10	Rick Nash	2
	Antoine Vermette	2
2010-11	R.J. Umberger	3
2011-12	Derek MacKenzie	2
	Rick Nash	2
2012-13	Mark Letestu	2

GAME-WINNING GOALS

2000-01	Geoff Sanderson	7
2001-02	Mike Sillinger	5
2002-03	Andrew Cassels	5
2003-04	Rick Nash	7
2005-06	David Vyborny	6
2006-07	Rick Nash	5
2007-08	Rick Nash	6
2008-09	Raffi Torres	6
2009-10	Rick Nash	6
2010-11	Rick Nash	7
2011-12	Derick Brassard	3
	Ryan Johansen	3
	Nikita Nikitin	3
	R.J. Umberger	3
2012-13	Marian Gaborik	5

GAME-TYING GOALS

2000-01	Tyler Wright	1
	Serge Aubin	1
	Chris Nielsen	1
2001-02	Grant Marshall	1
	Tyler Wright	1
	Rostislav Klesla	1
2002-03	Ray Whitney	1
	Darren Van Impe	1
2003-04	Rick Nash	2

*Stat not kept after 2003-04 season

SHOTS ON GOAL

2000-01	Geoff Sanderson	199
2001-02	Ray Whitney	210
2002-03	Geoff Sanderson	286
2003-04	Rick Nash	269
2005-06	Nikolai Zherdev	194
2006-07	Rick Nash	228
2007-08	Rick Nash	329
2008-09	Rick Nash	263
2009-10	Rick Nash	254
2010-11	Rick Nash	305
2011-12	Rick Nash	306
2012-13	Marian Gaborik	151

SHOOTING PERCENTAGE

2000-01	Espen Knutsen	17.7
2001-02	Mike Sillinger	13.3
2002-03	Espen Knutsen	17.9
2003-04	Rick Nash	15.2
2005-06	Rick Nash	18.2
2006-07	Rick Nash	11.8
2007-08	Rick Nash	11.6
2008-09	Rick Nash	15.2
2009-10	Antoine Vermette	17.3
2010-11	Kristian Huselius	14.9
2011-12	Derick Brassard	11.2
2012-13	Artem Anisimov	16.2

INDIVIDUAL LEADERS BY SEASON

FACE-OFF WINNING PERCENTAGE

2000-01	Kevyn Adams	57.4
2001-02	Mike Sillinger	57.0
2002-03	Mike Sillinger	56.5
2003-04	Manny Malhotra	53.9
2005-06	Manny Malhotra	56.3
2006-07	Manny Malhotra	55.1
2007-08	Manny Malhotra	59.0
2008-09	Manny Malhotra	58.0
2009-10	Antoine Vermette	54.2
2010-11	Antoine Vermette	55.6
2011-12	Mark Letestu	51.9
2012-13	Derek MacKenzie	59.4

POINTS BY DEFENSEMAN

2000-01	Jamie Heward	27
2001-02	Deron Quint	25
2002-03	Jaroslav Spacek	45
2003-04	Anders Eriksson	27
2005-06	Bryan Berard	32
2006-07	Ron Hainsey	34
2007-08	Ron Hainsey	32
2008-09	Fedor Tyutin	34
2009-10	Anton Stralman	34
2010-11	Fedor Tyutin	27
2011-12	Nikita Nikitin	32
2012-13	Fedor Tyutin	22

GOALS BY DEFENSEMAN

2000-01	Jamie Heward	11
2001-02	Rostislav Klesla	8
2002-03	Jaroslav Spacek	9
2003-04	Anders Eriksson	7
2005-06	Bryan Berard	12
2006-07	Ron Hainsey	9
2007-08	Ron Hainsey	8
2008-09	Fedor Tyutin	9
2009-10	Kris Russell	7
2010-11	Fedor Tyutin	7
2011-12	Nikita Nikitin	7
2012-13	Jack Johnson	5
	James Wisniewski	5

HAT TRICKS

2000-01	Geoff Sanderson	1
	Tyler Wright	1
	Deron Quint	1
2001-02	Espen Knutsen	1
2002-03	Tyler Wright	2
2003-04	David Vyborny	1
2005-06	Rick Nash	1
	Bryan Berard	1
2006-07		0
2007-08	Rick Nash	1
2008-09	Rick Nash	2
2009-10	R.J. Umberger	1
2010-11	Matt Calvert	1
	Kristian Huselius	1
	Rick Nash	1
2011-12	Jeff Carter	2
2012-13		0

MULTI-POINT GAMES

2000-01	Geoff Sanderson	11
2001-02	Ray Whitney	18
2002-03	Ray Whitney	19
2003-04	Rick Nash	14
2005-06	David Vyborny	19
2006-07	David Vyborny	19
2007-08	Rick Nash	16
2008-09	Rick Nash	24
2009-10	Kristian Huselius	18
2010-11	Rick Nash	16
2011-12	Rick Nash	14
2012-13	Vinny Prospal	6
	Mark Letestu	6
	Marian Gaborik	6

MULTI-GOAL GAMES

2000-01	Geoff Sanderson	5
2001-02	Mike Sillinger	3
2002-03	Geoff Sanderson	6
2003-04	Rick Nash	6
2005-06	Rick Nash	5
2006-07	Rick Nash	5
2007-08	Rick Nash	6
2008-09	Rick Nash	6
2009-10	Rick Nash	5
2010-11	Rick Nash	7
2011-12	Rick Nash	4
2012-13	Cam Atkinson	2
	Marian Gaborik	2

ICE TIME - ALL PLAYERS

2000-01	Deron Quint	24:05
2001-02	Deron Quint	22:00
2002-03	Jaroslav Spacek	24:47
2003-04	Jaroslav Spacek	23:26
2005-06	Adam Foote	24:33
2006-07	Adam Foote	24:44
2007-08	Rostislav Klesla	23:12
2008-09	Fedor Tyutin	23:30
2009-10	Fedor Tyutin	23:31
2010-11	Fedor Tyutin	22:41
2011-12	James Wisniewski	24:47
2012-13	Jack Johnson	25:58

ICE TIME - FORWARDS

2000-01	Steve Heinze	18:49
2001-02	Mike Sillinger	20:51
2002-03	Ray Whitney	21:00
2003-04	Todd Marchant	20:38
2005-06	Sergei Fedorov	21:01
2006-07	David Vyborny	20:20
2007-08	Rick Nash	20:29
2008-09	Rick Nash	21:09
2009-10	Rick Nash	20:56
2010-11	R.J. Umberger	19:12
2011-12	Rick Nash	19:05
2012-13	Marian Gaborik	18:31

GOALTENDERS

GAMES PLAYED

2000-01	Ron Tugnutt	53
2001-02	Ron Tugnutt	44
2002-03	Marc Denis	77
2003-04	Marc Denis	66
2005-06	Marc Denis	49
2006-07	Fredrik Norrena	55
2007-08	Pascal Leclaire	54
2008-09	Steve Mason	61
2009-10	Steve Mason	58
2010-11	Steve Mason	54
2011-12	Steve Mason	46
2012-13	Sergei Bobrovsky	38

MINUTES PLAYED

2000-01	Ron Tugnutt	3,129
2001-02	Ron Tugnutt	2,502
2002-03	Marc Denis	4,511
2003-04	Marc Denis	3,796
2005-06	Marc Denis	2,786
2006-07	Fredrik Norrena	2,952
2007-08	Pascal Leclaire	2,986
2008-09	Steve Mason	3,664
2009-10	Steve Mason	3,201
2010-11	Steve Mason	3,027
2011-12	Steve Mason	2,534
2012-13	Sergei Bobrovsky	2,219

GOALS-AGAINST AVERAGE

2000-01	Ron Tugnutt	2.44
2001-02	Ron Tugnutt	2.85
2002-03	Marc Denis	3.09
2003-04	Marc Denis	2.56
2005-06	Pascal Leclaire	3.23
2006-07	Fredrik Norrena	2.78
2007-08	Pascal Leclaire	2.25
2008-09	Steve Mason	2.29
2009-10	Mathieu Garon	2.81
2010-11	Mathieu Garon	2.72
2011-12	Curtis Sanford	2.60
2012-13	Sergei bobrovsky	2.00

SAVE PERCENTAGE

2000-01	Ron Tugnutt	.917
2001-02	Ron Tugnutt	.900
2002-03	Marc Denis	.903
2003-04	Marc Denis	.918
2005-06	Pascal Leclaire	.911
2006-07	Fredrik Norrena	.904
2007-08	Pascal Leclaire	.919
2008-09	Steve Mason	.916
2009-10	Mathieu Garon	.903
2010-11	Mathieu Garon	.901
	Steve Mason	.901
2011-12	Curtis Sanford	.911
2012-13	Sergei Bobrovsky	.932

INDIVIDUAL LEADERS BY SEASON

WINS

2000-01	Ron Tugnutt	22
2001-02	Ron Tugnutt	12
2002-03	Marc Denis	27
2003-04	Marc Denis	21
2005-06	Marc Denis	21
2006-07	Fredrik Norrena	24
2007-08	Pascal Leclaire	24
2008-09	Steve Mason	33
2009-10	Steve Mason	20
2010-11	Steve Mason	24
2011-12	Steve Mason	16
2012-13	Sergei Bobrovsky	21

TIES*

2000-01	Ron Tugnutt	5
2001-02	Marc Denis	5
2002-03	Marc Denis	8
2003-04	Marc Denis	7

*Stat not kept after 2003-04 season

OTL/SOL

2005-06	Pascal Leclaire	3
2006-07	Fredrik Norrena	3
2007-08	Pascal Leclaire	6
2007-08	Fredrik Norrena	6
2008-09	Steve Mason	7
2009-10	Steve Mason	9
2010-11	Steve Mason	7
2011-12	Curtis Sanford	4
2012-13	Sergei Bobrovsky	6

LOSSES

2000-01	Ron Tugnutt	25
2001-02	Ron Tugnutt	27
2002-03	Marc Denis	41
2003-04	Marc Denis	36
2005-06	Marc Denis	25
2006-07	Fredrik Norrena	23
2007-08	Fredrik Norrena	19
2008-09	Steve Mason	20
2009-10	Steve Mason	26
2010-11	Steve Mason	21
2011-12	Steve Mason	26
2012-13	Sergei Bobrovsky	11

DECISIONS

2000-01	Ron Tugnutt	52
2001-02	Ron Tugnutt	42
2002-03	Marc Denis	76
2003-04	Marc Denis	64
2005-06	Marc Denis	48
2006-07	Fredrik Norrena	50
2007-08	Pascal Leclaire	47
2008-09	Steve Mason	60
2009-10	Steve Mason	54
2010-11	Steve Mason	52
2011-12	Steve Mason	45
2012-13	Sergei Bobrovsky	38

SHUTOUTS

2000-01	Ron Tugnutt	4
2001-02	Ron Tugnutt	2
2002-03	Marc Denis	5
2003-04	Marc Denis	5
2005-06	Marc Denis	1
2006-07	Fredrik Norrena	3
2007-08	Pascal Leclaire	9
2008-09	Steve Mason	10
2009-10	Steve Mason	5
2010-11	Mathieu Garon	3
	Steve Mason	3
2011-12	Steve Mason	1
	Curtis Sanford	1
2012-13	Sergei Bobrovsky	4

ASSISTS

2000-01	Ron Tugnutt	1
2001-02	Ron Tugnutt	1
	Marc Denis	1
2002-03		0
2003-04	Marc Denis	2
2005-06	Marc Denis	1
	Pascal Leclaire	1
2006-07		0
2007-08	Pascal Leclaire	2
2008-09	Pascal Leclaire	1
2009-10	Steve Mason	2
2010-11	Mathieu Garon	1
	Steve Mason	1
2011-12	Steve Mason	2
2012-13		0

PENALTY MINUTES

2000-01	Ron Tugnutt	2
	Marc Denis	2
2001-02	Marc Denis	2
2002-03	Marc Denis	6
2003-04	Marc Denis	10
2005-06	Marc Denis	2
	Pascal Leclaire	2
2006-07	Fredrik Norrena	6
2007-08	Pascal Leclaire	2
2008-09	Steve Mason	2
2009-10	Steve Mason	2
	Mathieu Garon	2
2010-11	Mathieu Garon	2
	Steve Mason	2
2011-12	Steve Mason	2
2012-13		0

TOP SINGLE SEASON

GAMES PLAYED

1.	Rick Nash	82	2011-12
	Vinny Prospal	82	2011-12
	Samuel Pahlsson	82	2010-11
	R.J. Umberger	82	2010-11
	Antoine Vermette	82	2010-11
	R.J. Umberger	82	2009-10
	Antoine Vermette	82	2009-10
	R.J. Umberger	82	2008-09
	Fedor Tyutin	82	2008-09
	Jan Hejda	82	2008-09
	Nikolai Zherdev	82	2007-08
	Rostislav Klesla	82	2007-08
	David Vyborny	82	2006-07
	Jason Chimera	82	2006-07
	Manny Malhotra	82	2006-07
	David Vyborny	82	2003-04
	Geoff Sanderson	82	2002-03
	Luke Richardson	82	2002-03

POINTS

1.	Rick Nash	79	2008-09
2.	Ray Whitney	76	2002-03
3.	Rick Nash	69	2007-08
4.	Andrew Cassels	68	2002-03
5.	Rick Nash	67	2009-10
	Geoff Sanderson	67	2002-03
7.	Rick Nash	66	2010-11
8.	Antoine Vermette	65	2009-10
	David Vyborny	65	2005-06
10.	David Vyborny	64	2006-07

GOALS

1.	Rick Nash	41	2003-04
2.	Rick Nash	40	2008-09
3.	Rick Nash	38	2007-08
4.	Geoff Sanderson	34	2002-03
5.	Rick Nash	33	2009-10
6.	Rick Nash	32	2010-11
7.	Rick Nash	31	2005-06
8.	Rick Nash	30	2011-12
	Geoff Sanderson	30	2000-01
10.	Antoine Vermette	27	2009-10
	Rick Nash	27	2006-07
	Nikolai Zherdev	27	2005-06

ASSISTS

1.	Ray Whitney	52	2002-03
2.	David Vyborny	48	2006-07
	Andrew Cassels	48	2002-03
4.	David Vyborny	43	2005-06
5.	Espen Knutsen	42	2000-01
6.	Ray Whitney	40	2001-02
	Kristian Huselius	40	2009-10
8.	Vinny Prospal	39	2011-12
	Rick Nash	39	2008-09
10.	Antoine Vermette	38	2009-10

PLUS/MINUS RATING (MIN. 50 GAMES)

1.	Jan Hejda	+23	2008-09
2.	Jan Hejda	+20	2007-08
3.	Derek MacKenzie	+14	2010-11
4.	Ron Hainsey	+13	2005-06
5.	Anders Eriksson	+12	2006-07
	David Vyborny	+12	2002-03
7.	Jakub Voracek	+11	2008-09
	Mike Commodore	+11	2008-09
	Rick Nash	+11	2008-09
10.	Rostislav Klesla	+7	2007-08
	Jamie Pushor	+7	2000-01

PENALTY MINUTES

1.	Jody Shelley	249	2002-03
2.	Derek Dorsett	235	2011-12
3.	Jody Shelley	228	2003-04
4.	Jared Boll	226	2007-08
5.	Jody Shelley	206	2001-02
6.	Derek Dorsett	184	2010-11
7.	Jared Boll	182	2010-11
8.	Jared Boll	180	2008-09
9.	Jody Shelley	163	2005-06
10.	Derek Dorsett	150	2008-09

POWER PLAY GOALS

1.	Rick Nash	19	2003-04
2.	Geoff Sanderson	15	2002-03
3.	Steve Heinze	14	2000-01
4.	Rick Nash	11	2005-06
	Bryan Berard	11	2005-06
6.	Rick Nash	10	2009-10
	Rick Nash	10	2007-08
	Nikolai Zherdev	10	2005-06
9.	R.J. Umberger	9	2008-09
	Rick Nash	9	2006-07
	Andrew Cassels	9	2002-03
	Mike Sillinger	9	2002-03
	Geoff Sanderson	9	2000-01
	Jamie Heward	9	2000-01

SHORTHANDED GOALS

1.	Rick Nash	5	2008-09
2.	Rick Nash	4	2007-08
	David Vyborny	4	2003-04
4.	R.J. Umberger	3	2010-11
	Mike Sillinger	3	2002-03
6.	Derek MacKenzie	2	2011-12
	Rick Nash	2	2011-12
	Rick Nash	2	2009-10
	Antoine Vermette	2	2009-10
	Sergei Fedorov	2	2006-07
	Jason Chimera	2	2006-07
	David Vyborny	2	2005-06
	Adam Foote	2	2005-06
	Geoff Sanderson	2	2002-03
	Ray Whitney	2	2002-03
	Tyler Wright	2	2002-03
	Espen Knutsen	2	2001-02
	Mark Letestu	2	2012-13

GAME-WINNING GOALS

1.	Rick Nash	7	2010-11
	Rick Nash	7	2003-04
	Geoff Sanderson	7	2000-01
4.	Rick Nash	6	2009-10
	Raffi Torres	6	2008-09
	Rick Nash	6	2007-08
	David Vyborny	6	2005-06
8.	Kristian Huselius	5	2009-10
	Rick Nash	5	2008-09
	Rick Nash	5	2006-07
	Jason Chimera	5	2005-06
	Andrew Cassels	5	2002-03
	Mike Sillinger	5	2001-02
	Marian Gaborik	5	2012-13

GAME-TYING GOALS

1.	Rick Nash	2	2003-04
2.	Anders Eriksson	1	2003-04
	Andrew Cassels	1	2003-04
	Darren Van Impe	1	2002-03
	Ray Whitney	1	2002-03
	Tyler Wright	1	2001-02
	Grant Marshall	1	2001-02
	Rostislav Klesla	1	2001-02
	Serge Aubin	1	2000-01
	Chris Nielsen	1	2000-01
	Tyler Wright	1	2000-01

*Stat not kept after 2003-04 season

SHOTS ON GOAL

1.	Rick Nash	329	2007-08
2.	Rick Nash	306	2011-12
3.	Rick Nash	305	2010-11
4.	Geoff Sanderson	286	2002-03
5.	Rick Nash	269	2003-04
6.	Rick Nash	263	2008-09
7.	Rick Nash	254	2009-10
	Nikolai Zherdev	254	2007-08
9.	Ray Whitney	235	2002-03
10.	R.J. Umberger	234	2008-09

SHOOTING PERCENTAGE (MIN. 50 GAMES)

1.	Raffi Torres	19.2	2009-10
2.	Rick Nash	18.2	2005-06
3.	Espen Knutsen	17.7	2000-01
	Andrew Cassels	17.7	2002-03
5.	Steve Heinze	17.6	2000-01
	Tyler Wright	17.6	2002-03
7.	Antoine Vermette	17.3	2009-10
8.	David Vyborny	16.0	2002-03
9.	Rick Nash	15.2	2008-09
	David Vyborny	15.2	2005-06
	Rick Nash	15.2	2003-04

FACE-OFF WINNING PERCENTAGE (MIN. 100 ATTEMPTS)

1.	Derek MacKenzie	59.4	2012-13
2.	Manny Malhotra	59.0	2007-08
3.	Brandon Dubinsky	58.3	2012-13
4.	Manny Malhotra	58.0	2008-09
5.	Antoine Vermette	57.7	2008-09
6.	Kevyn Adams	57.4	2000-01
7.	Mike Sillinger	57.0	2001-02
8.	Mike Sillinger	56.5	2002-03
9.	Manny Malhotra	56.3	2005-06
10.	Antoine Vermette	55.6	2010-11

POINTS BY DEFENSEMAN

1.	Jaroslav Spacek	45	2002-03
2.	Anton Stralman	34	2009-10
	Fedor Tyutin	34	2008-09
	Ron Hainsey	34	2006-07
5.	Nikita Nikitin	32	2011-12
	Fedor Tyutin	32	2009-10
	Ron Hainsey	32	2007-08
	Bryan Berard	32	2005-06
9.	Duvie Westcott	28	2005-06
10.	James Wisniewski	27	2011-12
	Fedor Tyutin	27	2010-11
	Anders Eriksson	27	2003-04
	Jamie Heward	27	2000-01

GOALS BY DEFENSEMAN

1.	Bryan Berard	12	2005-06
2.	Jamie Heward	11	2000-01
3.	Fedor Tyutin	9	2008-09
	Ron Hainsey	9	2006-07
	Rostislav Klesla	9	2006-07
	Jaroslav Spacek	9	2002-03
7.	Ron Hainsey	8	2007-08
	Rostislav Klesla	8	2001-02
9.	Nikita Nikitin	7	2011-12
	Fedor Tyutin	7	2010-11
	Kris Russell	7	2009-10
	Anders Eriksson	7	2003-04
	Deron Quint	7	2001-02
	Deron Quint	7	2000-01

HAT TRICKS

1.	Jeff Carter	2	2011-12
	Rick Nash	2	2008-09
	Tyler Wright	2	2002-03
	R.J. Umberger	2	2009-10
5.	Cam Atkinson	1	2011-12
	R.J. Umberger	1	2011-12
	Matt Calvert	1	2010-11
	Kristian Huselius	1	2010-11
	Rick Nash	1	2010-11
	Nikita Filatov	1	2008-09
	Rick Nash	1	2007-08
	Rick Nash	1	2005-06
	Bryan Berard	1	2005-06
	David Vyborny	1	2003-04
	Geoff Sanderson	1	2002-03
	Ray Whitney	1	2002-03
	Espen Knutsen	1	2001-02
	Geoff Sanderson	1	2000-01
	Tyler Wright	1	2000-01
	Deron Quint	1	2000-01

MULTI-POINT GAMES

1.	Rick Nash	24	2008-09
2.	David Vyborny	19	2006-07
	David Vyborny	19	2005-06
	Ray Whitney	19	2002-03
5.	Kristian Huselius	18	2009-10
	Andrew Cassels	18	2002-03
	Ray Whitney	18	2001-02
8.	Rick Nash	17	2005-06
9.	Rick Nash	16	2010-11
	Rick Nash	16	2009-10
	Antoine Vermette	16	2009-10
	Rick Nash	16	2007-08

MULTI-GOAL GAMES

1.	Rick Nash	7	2010-11
2.	Rick Nash	6	2008-09
	Rick Nash	6	2007-08
	Rick Nash	6	2003-04
	Geoff Sanderson	6	2002-03
6.	Rick Nash	5	2009-10
	R.J. Umberger	5	2008-09
	Rick Nash	5	2006-07
	Rick Nash	5	2005-06
	Geoff Sanderson	5	2000-01

ICE TIME - ALL PLAYERS

1.	Jack Johnson	25:58	2012-13
2.	James Wisniewski	24:47	2011-12
	Jaroslav Spacek	24:47	2002-03
4.	Adam Foote	24:44	2006-07
5.	Adam Foote	24:33	2005-06
6.	Fedor Tyutin	24:08	2011-12
7.	Deron Quint	24:05	2000-01
	Fedor Tyutin	24:05	2012-13
8.	Jack Johnson	23:46	2011-12
9.	Fedor Tyutin	23:31	2009-10
	Luke Richardson	23:31	2002-03

ICE TIME - FORWARDS

1.	Rick Nash	21:09	2008-09
2.	Sergei Fedorov	21:01	2005-06
3.	Ray Whitney	21:00	2002-03
4.	Rick Nash	20:53	2009-10
5.	Mike Sillinger	20:51	2001-02
6.	David Vyborny	20:41	2005-06
7.	Todd Marchant	20:38	2003-04
8.	Rick Nash	20:29	2007-08
9.	David Vyborny	20:22	2003-04
10.	David Vyborny	20:20	2006-07

GOALTENDERS

GAMES PLAYED

1.	Marc Denis	77	2002-03
2.	Marc Denis	66	2003-04
3.	Steve Mason	61	2008-09
4.	Steve Mason	58	2009-10
5.	Fredrik Norrena	55	2006-07
6.	Steve Mason	54	2010-11
	Pascal Leclaire	54	2007-08
8.	Ron Tugnutt	53	2000-01
9.	Marc Denis	49	2005-06
10.	Steve Mason	46	2011-12

MINUTES PLAYED

1.	Marc Denis	4,511	2002-03
2.	Marc Denis	3,796	2003-04
3.	Steve Mason	3,664	2008-09
4.	Steve Mason	3,201	2009-10
5.	Ron Tugnutt	3,129	2000-01
6.	Steve Mason	3,027	2010-11
7.	Pascal Leclaire	2,986	2007-08
8.	Fredrik Norrena	2,952	2006-07
9.	Marc Denis	2,786	2005-06
10.	Steve Mason	2,534	2011-12

GOALS-AGAINST AVERAGE

(MIN. 20 GAMES PLAYED)

1.	Sergei Bobrovsky	2.00	2012-13
2.	Pascal Leclaire	2.25	2007-08
3.	Steve Mason	2.29	2008-09
4.	Ron Tugnutt	2.44	2000-01
5.	Marc Denis	2.56	2003-04
6.	Curtis Sanford	2.60	2011-12
7.	Mathieu Garon	2.72	2010-11
	Fredrik Norrena	2.72	2007-08
9.	Fredrik Norrena	2.78	2006-07
10.	Mathieu Garon	2.81	2009-10

SAVE PERCENTAGE

(MIN. 20 GAMES PLAYED)

1.	Sergei Bobrovsky	.932	2012-13
2.	Pascal Leclaire	.919	2007-08
3.	Marc Denis	.918	2003-04
4.	Ron Tugnutt	.917	2000-01
5.	Steve Mason	.916	2008-09
6.	Curtis Sanford	.911	2011-12
	Pascal Leclaire	.911	2005-06
8.	Fredrik Norrena	.904	2006-07
9.	Mathieu Garon	.903	2009-10
	Marc Denis	.903	2002-03

WINS

1.	Steve Mason	33	2008-09
2.	Marc Denis	27	2002-03
3.	Steve Mason	24	2010-11
	Pascal Leclaire	24	2007-08
	Fredrik Norrena	24	2006-07
6.	Ron Tugnutt	22	2000-01
7.	Marc Denis	21	2005-06
	Marc Denis	21	2003-04
	Sergei Bobrovsky	21	2012-13
10.	Steve Mason	20	2009-10

LOSSES

1.	Marc Denis	41	2002-03
2.	Marc Denis	36	2003-04
3.	Ron Tugnutt	27	2001-02
4.	Steve Mason	26	2011-12
	Steve Mason	26	2009-10
6.	Marc Denis	25	2005-06
	Ron Tugnutt	25	2000-01
8.	Marc Denis	24	2001-02
9.	Fredrik Norrena	23	2006-07
10.	Steve Mason	21	2010-11

TIES

1.	Marc Denis	8	2002-03
2.	Marc Denis	7	2003-04
3.	Ron Tugnutt	5	2000-01
	Marc Denis	5	2001-02
5.	Marc Denis	4	2000-01
6.	Ron Tugnutt	3	2001-02
7.	Fred Brathwaite	1	2003-04

SHUTOUTS

1.	Steve Mason	10	2008-09
2.	Pascal Leclaire	9	2007-08
3.	Steve Mason	5	2009-10
	Marc Denis	5	2003-04
	Marc Denis	5	2002-03
6.	Ron Tugnutt	4	2000-01
	Sergei Bobrovsky	4	2012-13
8.	Mathieu Garon	3	2010-11
	Steve Mason	3	2010-11
	Fredrik Norrena	3	2006-07

ASSISTS

1.	Steve Mason	2	2011-12
	Steve Mason	2	2009-10
	Pascal Leclaire	2	2007-08
	Marc Denis	2	2003-04
5.	Mathieu Garon	1	2010-11
	Steve Mason	1	2010-11
	Pascal Leclaire	1	2008-09
	Marc Denis	1	2005-06
	Pascal Leclaire	1	2005-06
	Ron Tugnutt	1	2001-02
	Marc Denis	1	2001-02
	Ron Tugnutt	1	2000-01

PENALTY MINUTES

1.	Marc Denis	10	2003-04
2.	Fredrik Norrena	6	2006-07
	Marc Denis	6	2002-03
4.	Steve Mason	2	2011-12
	Mathieu Garon	2	2010-11
	Steve Mason	2	2010-11
	Mathieu Garon	2	2009-10
	Steve Mason	2	2009-10
	Steve Mason	2	2008-09
	Pascal Leclaire	2	2007-08
	Pascal Leclaire	2	2006-07
	Marc Denis	2	2005-06
	Pascal Leclaire	2	2005-06
	Fred Brathwaite	2	2003-04
	J.F. Labbe	2	2002-03
	Marc Denis	2	2001-02
	Ron Tugnutt	2	2000-01
	Marc Denis	2	2000-01

ALL-TIME LEADERS

GAMES PLAYED

1.	Rick Nash	674
2.	David Vyborny	543
3.	Rostislav Klesla	515
4.	Jared Boll	388
5.	Jody Shelley	380
6.	R.J. Umberger	371
7.	Fedor Tyutin	356
8.	Manny Malhotra	344
9.	Jason Chimera	331
10.	Tyler Wright	309
	Derick Brassard	309

POINTS

1.	Rick Nash	547
2.	David Vyborny	317
3.	R.J. Umberger	216
4.	Nikolai Zherdev	181
5.	Derick Brassard	169
6.	Geoff Sanderson	168
7.	Antoine Vermette	152
8.	Manny Malhotra	145
9.	Kristian Huselius	142
10.	Fedor Tyutin	141

GOALS

1.	Rick Nash	289
2.	David Vyborny	113
3.	R.J. Umberger	102
4.	Geoff Sanderson	88
5.	Nikolai Zherdev	76
6.	Jason Chimera	62
7.	Antoine Vermette	61
8.	Kristian Huselius	58
	Derick Brassard	58
10.	Tyler Wright	57

ASSISTS

1.	Rick Nash	258
2.	David Vyborny	204
3.	R.J. Umberger	114
4.	Derick Brassard	111
5.	Fedor Tyutin	110
6.	Nikolai Zherdev	105
7.	Jakub Voracek	95
	Ray Whitney	95
9.	Manny Malhotra	92
	Rostislav Klesla	92

PLUS/MINUS RATING (MINIMUM 100 GAMES)

1.	Jan Hejda	23
2.	Derek MacKenzie	19
3.	Anders Eriksson	6
4.	Jakub Voracek	1
5.	Kevin Dineen	-4
	Jamie Pushor	-4
7.	Manny Malhotra	-6
	Fredrik Modin	-6
	Marc Methot	-6
	Mike Commodore	-6
	Jiri Novotny	-6

PENALTY MINUTES

1.	Jody Shelley	1,025
2.	Jared Boll	963
3.	Derek Dorsett	727
4.	Rick Nash	568
5.	Rostislav Klesla	508
6.	Tyler Wright	436
7.	Jason Chimera	372
8.	Duvie Westcott	299
9.	Ole-Kristian Tollefsen	273
10.	Adam Foote	255

POWER PLAY GOALS

1.	Rick Nash	83
2.	David Vyborny	36
3.	Geoff Sanderson	34
4.	R.J. Umberger	32
5.	Nikolai Zherdev	25

POWER PLAY ASSISTS

1.	Rick Nash	99
2.	David Vyborny	90
3.	Ray Whitney	65
4.	Fedor Tyutin	54
5.	Espen Knutsen	42
	Nikolai Zherdev	42

POWER PLAY POINTS

1.	Rick Nash	182
2.	David Vyborny	126
3.	Ray Whitney	84
4.	Nikolai Zherdev	67
5.	Fedor Tyutin	64

SHORTHANDED GOALS

1.	Rick Nash	14
2.	David Vyborny	7
3.	Antoine Vermette	5
4.	R.J. Umberger	4
	Jason Chimera	4

SHORTHANDED ASSISTS

1.	Rick Nash	5
2.	Jan Hejda	4
3.	Andrew Cassels	3
	Derek Dorsett	3
	Sergei Fedorov	3
	Rostislav Klesla	3
	Trevor Letowski	3
	Andrew Murray	3
	Luke Richardson	3
	Mike Sillinger	3

SHORTHANDED POINTS

1.	Rick Nash	19
2.	David Vyborny	8
3.	Sergei Fedorov	6
	Mike Sillinger	6
	R.J. Umberger	6
	Antoine Vermette	6

GAME-WINNING GOALS

1.	Rick Nash	44
2.	David Vyborny	17
3.	Jason Chimera	12
	Geoff Sanderson	12
	R.J. Umberger	12

SHOTS ON GOAL

1.	Rick Nash	2,278
2.	R.J. Umberger	971
3.	David Vyborny	920
4.	Geoff Sanderson	795
5.	Nikolai Zherdev	749

SHOOTING PERCENTAGE (MINIMUM 200 SHOTS)

1.	Mike Sillinger	13.7
2.	Espen Knutsen	13.3
3.	Antoine Vermette	12.8
4.	Andrew Cassels	12.7
	Rick Nash	12.7

FACE-OFF PERCENTAGE (MINIMUM 400 ATTEMPTS)

1.	Brandon Dubinsky	58.3
2.	Kevyn Adams	57.4
3.	Mike Sillinger	56.8
4.	Manny Malhotra	56.2
5.	Derek MacKenzie	54.7

HAT TRICKS

1.	Rick Nash	5
2.	Tyler Wright	3
3.	Jeff Carter	2
	Geoff Sanderson	2
	R.J. Umberger	2
6.	Cam Atkinson	1
	Bryan Berard	1
	Matt Calvert	1
	Nikita Filatov	1
	Kristian Huselius	1
	Espen Knutsen	1
	Deron Quint	1
	David Vyborny	1
	Ray Whitney	1

CONSECUTIVE GAMES PLAYED

1.	R.J. Umberger	288
	10/10/08-1/10/12	
2.	Jason Chimera	243
	10/9/05-4/5/08	
3.	Antoine Vermette	241
	3/7/09-2/21/12	
4.	David Vyborny	194
	10/17/02-12/20/05	
5.	Jan Hejda	161
	10/25/07-10/13/10	

MULTI-POINT GAMES

1.	Rick Nash	136
2.	David Vyborny	70
3.	Nikolai Zherdev	41
4.	R.J. Umberger	40
5.	Ray Whitney	38

MULTI-GOAL GAMES

1.	Rick Nash	45
2.	R.J. Umberger	16
3.	Geoff Sanderson	12
4.	David Vyborny	11
5.	Kristian Huselius	9

MULTI-ASSIST GAMES

1.	Rick Nash	40
2.	David Vyborny	34
3.	Ray Whitney	22
4.	Nikolai Zherdev	17
5.	Jakub Voracek	16

POINTS PER GAME (MIN. 150 GP)

1.	Ray Whitney	0.93
2.	Rick Nash	0.81
3.	Kristian Huselius	0.75
4.	Geoff Sanderson	0.64
	Nikolai Zherdev	0.64

GOALS PER GAME (MIN. 150 GP)

1.	Rick Nash	0.43
2.	Geoff Sanderson	0.34
3.	Kristian Huselius	0.31
4.	R. J. Umberger	0.27
	Nikolai Zherdev	0.27

ASSISTS PER GAME (MIN. 150 GP)

1.	Ray Whitney	0.63
2.	Kristian Huselius	0.44
3.	Espen Knutsen	0.43
4.	Jakub Voracek	0.39
5.	Rick Nash	0.38

EVEN-STRENGTH POINTS

1.	Rick Nash	346
2.	David Vyborny	183
3.	R.J. Umberger	151
4.	Manny Malhotra	122
5.	Jason Chimera	119

EVEN-STRENGTH GOALS

1.	Rick Nash	192
2.	David Vyborny	70
3.	R.J. Umberger	66
4.	Jason Chimera	52
	Geoff Sanderson	52

EVEN-STRENGTH ASSISTS

1.	Rick Nash	154
2.	David Vyborny	113
3.	R.J. Umberger	85
4.	Jakub Voracek	76
	Manny Malhotra	76

DEFENSEMEN LEADERS

GAMES PLAYED

1.	Rostislav Klesla	515
2.	Fedor Tyutin	356
2.	Jan Hejda	302
4.	Kris Russell	288
5.	Marc Methot	275

POINTS

1.	Fedor Tyutin	141
1.	Rostislav Klesla	133
3.	Ron Hainsey	83
4.	Kris Russell	79
5.	Jaroslav Spacek	72

GOALS

1.	Rostislav Klesla	41
2.	Fedor Tyutin	31
3.	Ron Hainsey	19
4.	Kris Russell	18
5.	Jaroslav Spacek	16

ASSISTS

1.	Fedor Tyutin	110
2.	Rostislav Klesla	92
3.	Ron Hainsey	64
4.	Kris Russell	61
5.	Jaroslav Spacek	56

PENALTY MINUTES

1.	Rostislav Klesla	508
2.	Duvie Westcott	299
3.	Ole-Kristian Tollefsen	273
4.	Adam Foote	255
5.	Jean-Luc Grand-Pierre	239
	Fedor Tyutin	239

GOALTENDING LEADERS

GAMES PLAYED

1.	Marc Denis	266
2.	Steve Mason	232
3.	Pascal Leclaire	125
4.	Fredrik Norrena	100
5.	Ron Tugnutt	97

MINUTES PLAYED

1.	Marc Denis	15,259
2.	Steve Mason	13,127
3.	Pascal Leclaire	6,898
4.	Ron Tugnutt	5,631
5.	Fredrik Norrena	5,235

WINS

1.	Steve Mason	96
2.	Marc Denis	84
3.	Pascal Leclaire	45
4.	Fredrik Norrena	35

LOSSES

1.	Marc Denis	146
2.	Steve Mason	99
3.	Pascal Leclaire	55
4.	Ron Tugnutt	52
5.	Fredrik Norrena	45

TIES

1.	Marc Denis	24
2.	Ron Tugnutt	8
3.	Fred Brathwaite	1

OVERTIME/SHOOTOUT LOSSES

1.	Steve Mason	27 (8/19)
2.	Pascal Leclaire	22 (11/11)
3.	Fredrik Norrena	16 (10/6)
4.	Mathieu Garon	12 (6/6)
5.	Curtis Sanford	4 (1/3)

SHUTOUTS

1.	Steve Mason	19
2.	Marc Denis	12
3.	Pascal Leclaire	10
4.	Ron Tugnutt	6
5.	Fredrik Norrena	5

GOALS-AGAINST AVERAGE (MINIMUM 70 GAMES PLAYED)

1.	Ron Tugnutt	2.62
2.	Mathieu Garon	2.77
3.	Fredrik Norrena	2.79
4.	Pascal Leclaire	2.82
5.	Steve Mason	2.90

SAVE PERCENTAGE

1.	Ron Tugnutt	.910
2.	Pascal Leclaire	.907
3.	Marc Denis	.905
4.	Steve Mason	.903
5.	Mathieu Garon	.902

SAVES

1.	Marc Denis	7,251
2.	Steve Mason	5,919
3.	Pascal Leclaire	3,161
4.	Ron Tugnutt	2,477
5.	Fredrik Norrena	2,166

SHOTS AGAINST

1.	Marc Denis	8,016
2.	Steve Mason	6,533
3.	Pascal Leclaire	3,485
4.	Ron Tugnutt	2,723
5.	Fredrik Norrena	2,409

ASSISTS

1.	Steve Mason	5
2.	Marc Denis	4
	Pascal Leclaire	4
4.	Ron Tugnutt	2
5.	Mathieu Garon	1
	Fredrik Norrena	1

PENALTY MINUTES

1.	Marc Denis	22
2.	Steve Mason	8
3.	Fredrik Norrena	6
	Pascal Leclaire	6
5.	Mathieu Garon	4

TEAM RECORDS

STREAKS

LONGEST UNBEATEN (POINT EARNED)

Overall	12	[8-0-4], 2/26-3/22/13
Home	11	[8-0-3], 2/26-4/7/13
Road	8	[6-0-2], 1/15-2/18/11

LONGEST WINNING

Overall	6	3/24/06-4/3/06
Home	6	12/26/07-1/15/08
Road	6	1/19-2/18/11

LONGEST WINLESS

Overall	9	[0-7-2], 12/10-12/26/09 [0-6-1-2], 12/4-12/23/03
Home	8	[0-6-1-1], 12/4-12/31/03 [0-6-2-0], 10/4-11/9/01
Road	14	[0-11-1-2], 10/9-12/23/03

LONGEST LOSING

Overall	8	3/3-3/18/03 11/17-12/3/00
Home	6	10/12-11/19/00
Road	11	3/25/01-10/29/02

LONGEST SHUTOUT STREAK

Overall	199:19	12/23/08-1/2/09
Home	171:20	11/16-11/22/03
Road	166:06	12/1-1/9/06

SINGLE GAME

GOALS

MOST GOALS SCORED

Overall	8	11/10/10 vs. St. Louis (8-1 W) 3/25/10 vs. Chicago (8-3 W) 3/7/09 at Detroit (8-2 W)
Home	8	11/10/10 vs. St. Louis (8-1 W) 3/25/10 vs. Chicago (8-3 W)
Road	8	3/7/09 at Detroit (8-2 W)

MOST GOALS AGAINST

Overall	10	3/30/02 at San Jose (2-10 L)
Home	8	11/13/05 vs. Los Angeles (2-8 L) 2/4/02 vs. Boston (0-8 L)
Road	10	3/30/02 at San Jose (2-10 L)

MOST GOALS BOTH TEAMS

Overall	13	1/13/03 at Edmonton (5-8 L) 3/9/01 at Florida (7-6 W)
Home	11	2/1/11 vs. Chicago (4-7 L) 12/28/06 vs. Detroit (4-7 L) 2/8/06 vs. Los Angeles (7-4 W) 1/24/06 vs. Vancouver (6-5 W)
Road	13	1/13/03 at Edmonton (5-8 L) 3/9/01 at Florida (7-6 W)

LARGEST MARGIN OF VICTORY

Overall	7	11/10/10 vs. St. Louis (8-1 W)
Home	7	11/10/10 vs. St. Louis (8-1 W)
Road	6	3/7/09 at Detroit (8-2 W)

LONGEST SCORELESS STREAK

Overall	219:46	12/1-12/10/01
Home	104:24	11/14-11/19/00
Road	207:07	3/26-4/5/01

MOST CONSECUTIVE OVERTIME GAMES

Overall	5	2/26-3/7/13 (20TW, 1SOW, 20TL)
Home	4	2/26-3/7/13 (20TW, 1SOW, 10TL)
Road	4	3/24-4/8/09 (1SOW, 10TL, 2SOL)

MOST CONSECUTIVE GAMES WITHOUT BEING SHUTOUT

Overall	51	4/8/09-1/12/10
Home	45	3/20/07-3/26/08
Road	45	1/6/09-1/12/10

MOST CONSECUTIVE GAMES SCORING A POWER PLAY GOAL

Overall	8	10/10/02-10/27/02 (10 goals)
Home	14	11/22/06-1/27/07 (22 goals)
Road	5	3x, most recent, 12/13-12/30/10 (5 goals)

LARGEST MARGIN OF DEFEAT

Overall	8	3/30/02 at San Jose (2-10 L) 2/4/02 vs. Boston (0-8 L)
Home	8	2/4/02 vs. Boston (0-8 L)
Road	8	3/30/02 at San Jose (2-10 L)

MOST CONSECUTIVE GOALS

Overall	5	10/7/06 at Chicago (5-4 W) 2/8/06 vs. Los Angeles (7-4 W) 10/11/03 vs. NY Rangers (5-0 W) 3/15/03 vs. Minnesota (5-0 W) 1/11/03 at Calgary (7-2 W) 12/31/02 vs. Pittsburgh (5-2 W) 3/26/09 vs. Calgary (5-0 W)
Home	5	3/26/09 vs. Calgary (5-0 W) 2/8/06 vs. Los Angeles (7-4 W) 10/11/03 vs. NY Rangers (5-0 W) 3/15/03 vs. Minnesota (5-0 W) 12/31/02 vs. Pittsburgh (5-2 W)
Road	5	10/7/06 at Chicago (5-4 W) 1/11/03 at Calgary (7-2 W)

MOST CONSECUTIVE GOALS AGAINST

Overall	8	11/5/11 at Philadelphia (2-9 L) 2/4/02 vs. Boston (0-8 L)
Home	8	2/4/02 vs. Boston (0-8 L)
Road	8	11/5/11 at Philadelphia (2-9 L)

ASSISTS

MOST ASSISTS

Overall	16	11/10/10 vs. St. Louis (8-1 W)
Home	16	11/10/10 vs. St. Louis (8-1 W)
Road	13	12/23/00 at NY Islanders (7-5 W)

MOST CONSECUTIVE GAMES

ALLOWING A POWER PLAY GOAL

Overall	9	2x, most recent, 2/20/07-3/9/07 (14 goals)
Home	8	2/22/07-4/1/07 (12 goals)
Road	9	2x, most recent, 1/18/07-3/3/07 (17 goals)

MOST CONSECUTIVE GAMES

SCORING A SHORTHANDED GOAL

Overall	3	11/7/02-11/12/02 (3 goals)
Home	2	12/23/05-12/26/05 (2 goals)
Road	3	12/26/02, 1/3/03 (3 goals)

MOST CONSECUTIVE GAMES

ALLOWING A SHORTHANDED GOAL

Overall	3	3/30/07-4/3/07 (3 goals)
Home	2	3x, most recent, 3/6/04-3/8/04 (2 goals)
Road	2	4x, most recent, 10/23-31/07 (2 goals)

MOST ASSISTS AGAINST

Overall	16	3/30/02 at San Jose (2-10 L)
Home	15	2/4/02 vs. Boston (0-8 L)
Road	16	3/30/02 at San Jose (2-10 L)

MOST ASSISTS, BOTH TEAMS

Overall	22	2x, recent, 1/16/10 vs. Chicago (5-6 L), CBJ-10, CHI-12
Home	22	1/16/10 vs. Chicago (5-6 L), CBJ-10, CHI-12
Road	22	1/13/03 at Edmonton (5-8 L), CBJ-10, EDM-12

POINTS

MOST POINTS

Overall	24	11/10/10 vs. St. Louis (8-1 W)
Home	24	11/10/10 vs. St. Louis (8-1 W)
Road	20	12/23/00 at NY Islanders (7-5 W)

MOST POINTS AGAINST

Overall	26	3/30/02 at San Jose (2-10 L)
Home	23	11/13/06 vs. Los Angeles (2-8 L) 2/4/02 vs. Boston (0-8 L)
Road	26	3/30/02 at San Jose (2-10 L)

MOST POINTS, BOTH TEAMS

Overall	35	1/13/03 at Edmonton (5-8 L), CBJ-15, EDM-20
Home	32	1/24/06 vs. Vancouver (6-5 W), CBJ-18, VAN-14
Road	35	1/13/03 at Edmonton (5-8 L), CBJ-15, EDM-20

SINGLE GAME (CONT.)

PENALTIES

MOST PENALTY MINUTES

Overall	70	2/21/03 at San Jose (0-6 L), 16 pen.
Home	68	1/11/06 vs. Pittsburgh (6-1 W), 21 pen.
Road	70	2/21/03 at San Jose (0-6 L), 16 pen.

MOST PENALTY MINUTES AGAINST

Overall	86	11/9/02 vs. NY Rangers (6-3 W), 17 pen.
Home	86	11/9/02 vs. NY Rangers (6-3 W), 17 pen.
Road	48	4/14/02 at Chicago (0-2 L), 8 pen.

MOST PENALTY MINUTES, BOTH TEAMS

Overall	152	1/11/06 vs. Pittsburgh (6-1 W), CBJ-68, PIT-84 11/9/02 vs. NY Rangers (6-3 W), CBJ-66, NYR-86
Home	152	1/11/06 vs. Pittsburgh (6-1 W), CBJ-68, PIT-84 11/9/02 vs. NY Rangers (6-3 W), CBJ-66, NYR-86
Road	108	2/21/03 at San Jose (0-6 L), CBJ-70, SJ-38

MOST PENALTIES

Overall	21	1/11/06 vs. Pittsburgh (6-1 W), 68 PIM
Home	21	1/11/06 vs. Pittsburgh (6-1 W), 68 PIM
Road	16	2/21/03 at San Jose (0-6 L), 70 PIM

MOST PENALTIES AGAINST

Overall	21	1/11/06 vs. Pittsburgh (6-1 W), 84 PIM
Home	21	1/11/06 vs. Pittsburgh (6-1 W), 68 PIM
Road	15	10/21/06 at Pittsburgh (3-5 L), 41 PIM 2/23/03 at Vancouver (2-7 L), 47 PIM

MOST PENALTIES, BOTH TEAMS

Overall	42	1/11/06 vs. Pittsburgh (6-1 W), CBJ-21, PIT-21
Home	42	1/11/06 vs. Pittsburgh (6-1 W), CBJ-21, PIT-21
Road	33	2/6/06 at Vancouver (4-7 L), CBJ-19, VAN-14

FEWEST PENALTY MINUTES

Overall	0	3/27/10 vs. NY Islanders (3-4 OTL), 0 pen.
Home	0	3/27/10 vs. NY Islanders (3-4 OTL), 0 pen.
Road	2 (6x)	1/15/11 at Detroit (5-6 OTL), 1 pen. - most recent

FEWEST PENALTY MINUTES AGAINST

Overall	0	2/4/10 vs. Dallas (2-1 W), 0 pen.
Home	0	2/4/10 vs. Dallas (2-1 W), 0 pen.
Road	2 (8x)	11/4/10 at Atlanta (3-0 W), 1 pen. - most recent

FEWEST PENALTY MINUTES, BOTH TEAMS

Overall	4	1/13/12 vs. Phoenix (4-3 W), CBJ-2, PHX-2 1/2/04 at Tampa Bay (2-0 W), CBJ-2, TB-2
Home	4	1/13/12 vs. Phoenix (4-3 W), CBJ-2, PHX-2
Road	4	1/2/04 at Tampa Bay (2-0 W), CBJ-2, TB-2

SHOTS

MOST SHOTS

Overall	54	4/3/12 at Phoenix (0-2 L)
Home	53	10/28/05 vs. Minnesota (2-1 SOW) 49 shots in regulation
Road	54	4/3/12 at Phoenix (0-2 L)

MOST SHOTS AGAINST

Overall	52	1/14/06 at Florida (5-4 OTW)
Home	50	2/14/04 vs. San Jose (1-2 OTL)
Road	52	1/14/06 at Florida (5-4 OTW)

MOST SHOTS, BOTH TEAMS

Overall	86	11/12/02 at Colorado (4-5 L), CBJ-35, COL-51
Home	83	10/22/00 vs. Detroit (1-2 OTL), CBJ-47, DET-36
Road	86	11/12/02 at Colorado (4-5 L), CBJ-35, COL-51

FEWEST SHOTS

Overall	10	4/1/03 at Philadelphia (0-4 L)
Home	12	3/22/08 vs. Detroit (1-4 L)
Road	10	4/1/03 at Philadelphia (0-4 L)

FEWEST SHOTS AGAINST

Overall	13	2/21/09 vs. Anaheim (2-5 L)
Home	13	2/21/09 vs. Anaheim (2-5 L)
Road	14	1/19/08 at Dallas (1-3 L)

FEWEST SHOTS, BOTH TEAMS

Overall	32	12/12/07 vs. Colorado (4-1 W), CBJ-16, COL-16
Home	32	12/12/07 vs. Colorado (4-1 W), CBJ-16, COL-16
Road	35	2/15/13 at Los Angeles (1-2 L), CBJ-13, LA-22

POWER PLAY

MOST POWER PLAY GOALS

Overall	5	12/10/06 vs. Ottawa (6-2 W), 11 att.
Home	5	12/10/06 vs. Ottawa (6-2 W), 11 att.
Road	4	12/22/11 at Nashville (5-6 L), 6 att.

MOST POWER PLAY ATTEMPTS

Overall	13	1/24/04 vs. Chicago (4-3 W), 2 PPG 12/19/03 vs. Calgary (1-2 L), 0 PPG
Home	13	1/24/04 vs. Chicago (4-3 W), 2 PPG 12/19/03 vs. Calgary (1-2 L), 0 PPG
Road	11	10/21/06 at Pittsburgh (3-5 L), 2 PPG

MOST POWER PLAY GOALS AGAINST

Overall	5	1/6/07 at San Jose (2-5 L), 10 att. 2/6/06 at Vancouver (4-7 L), 11 att. 11/13/03 at Ottawa (3-6 L), 12 att.
Home	4	10/23/01 vs. Los Angeles (1-7 L), 4 att.
Road	5	1/6/07 at San Jose (2-5 L), 10 att. 2/6/06 at Vancouver (4-7 L), 11 att. 11/13/03 at Ottawa (3-6 L), 9 att.

MOST POWER PLAY ATTEMPTS AGAINST

Overall	12	10/26/05 vs. Nashville (3-2 OTW), 2 PPG 11/13/03 at Ottawa (3-6 L), 5 PPG
Home	12	10/26/05 vs. Nashville (3-2 OTW), 2 PPG
Road	12	11/13/03 at Ottawa (3-6 L), 5 PPG

TEAM RECORDS

SINGLE GAME (CONT.)

HIGHEST POWER PLAY EFFICIENCY (MULTIPLE ATTEMPTS)

Overall	2-of-2	1/17/12 vs. Edmonton (3-2 W) 3/14/04 at Minnesota (2-3 L) 10/6/01 at Philadelphia (3-3 T)
Home	2-of-2	1/17/12 vs. Edmonton (3-2 W) 1/25/03 vs. NY Islanders (4-1 W) 4/12/02 vs. Atlanta (5-4 W)
Road	2-of-2	3/14/04 at Minnesota (2-3 L) 10/6/01 at Philadelphia (3-3 T)

LOWEST POWER PLAY EFFICIENCY

Overall	0-of-13	12/19/03 vs. Calgary (1-2 L)
Home	0-of-13	12/19/03 vs. Calgary (1-2 L)
Road	0-of-9	12/23/06 at NYI (0-4 L) 10/5/05 at Washington (2-3 L)

HIGHEST PENALTY KILLING EFFICIENCY

Overall	9-of-9	3/12/11 at Carolina (3-2 W) 11/23/07 at Minnesota (4-0 W) 10/9/06 vs. Phoenix (5-1 W) 10/12/02 at New Jersey (2-3 L)
Home	9-of-9	10/9/06 vs. Phoenix (5-1 W)
Road	9-of-9	3/12/11 at Carolina (3-2 W) 11/23/07 at Minnesota (4-0 W) 10/12/02 at New Jersey (2-3 L)

LOWEST PENALTY KILLING EFFICIENCY

Overall	0-of-4	10/23/01 vs. Los Angeles (1-7 L)
Home	0-of-4	10/23/01 vs. Los Angeles (1-7 L)
Road	0-of-3	12/9/10 at St. Louis (1-4 L) 3/30/02 at San Jose (2-10 L)

MOST SHORTHANDED GOALS SCORED

Overall	2	2/24/07 at NY Rangers (3-2 W)
Home	1	30x, 2/2/13 vs. Detroit (4-2 W) – most recent
Road	2	2/24/07 at NY Rangers (3-2 W)

MOST SHORTHANDED GOALS AGAINST

Overall	2	6x, most recent - 2/2/10 at Colorado (1-5 L)
Home	2	3x, most recent - 1/20/06 vs. St. Louis (4-3 W)
Road	2	3x, most recent - 2/2/10 at Colorado (1-5 L)

LARGEST DEFICIT OVERCOME IN A WIN

3	2x, most recent - 1/5/07 at Anaheim (4-3)
---	---

LARGEST DEFICIT OVERCOME IN A TIE

3	2x, most recent - 3/1/03 vs. Edmonton (3-3)
---	---

LARGEST DEFICIT OVERCOME IN AN OT/SO LOSS

3	2x, most recent - 11/3/08 at NY Islanders (4-3 SOL)
---	---

LARGEST LEAD LOST IN A LOSS

3	3x, most recent - 12/22/11 at Nashville (5-6)
---	---

LARGEST LEAD LOST IN AN OT/SO LOSS

3	3/9/11 vs. St. Louis (3-4 OTL)
---	--------------------------------

SINGLE PERIOD

GOALS

MOST GOALS SCORED

Overall	5	3/15/03 vs. Minnesota in 1st per. (5-0 W)
Home	5	3/15/03 vs. Minnesota in 1st per. (5-0 W)
Road	4	10x, most recent - 2/29/13 at Calgary in 2nd per. (6-4 W)

MOST GOALS AGAINST

Overall	7	2/29/13 at Calgary in 2nd per. (6-4 W)
Home	5	3/25/12 vs. Edmonton in 2nd per. (3-6 L) 12/16/06 vs. Chicago in 1st per. (4-6 L) 10/23/01 vs. Los Angeles in 1st per. (1-7 L)
Overall	7	2/29/13 at Calgary in 2nd per. (6-4 W)

MOST GOALS, BOTH TEAMS

Overall	7	2/29/13 at Calgary in 2nd per. (6-4 W); CBJ, 4-3 12/17/05 at Nashville in 2nd per. (3-7 L); NSH, 6-1 1/13/03 at Edmonton in 2nd per. (5-8 L); EDM, 4-3 12/14/02 at Detroit in 1st per. (4-6 L); DET, 4-3 12/28/06 vs. Detroit in 3rd per. (4-7 L); DET, 4-2 12/16/06 vs. Chicago in 1st per. (4-6 L); Tied 3-3 12/23/05 vs. Nashville in 1st per. (4-5 L); NSH, 4-2 11/29/03 vs. Washington in 2nd per. (3-5 L); WSH, 4-2 11/9/02 vs. NY Rangers in 2nd per. (6-3 W); Tied 3-3 4/10/02 vs. San Jose in 2nd per. (3-5 L); SJ, 4-2 12/17/05 at Nashville in 2nd per. (3-7 L); NSH, 6-1 1/13/03 at Edmonton in 2nd per. (5-8 L); EDM, 4-3 12/14/02 at Detroit in 1st per. (4-6 L); DET, 4-3
Home	6	
Road	7	

FASTEST GOAL START OF GAME

Overall	:10	Cam Atkinson - 2/28/13 at Edmonton (4-6 L)
Home	:10	Rick Nash - 1/11/06 vs. Pittsburgh (6-1 W)
Road	:10	Cam Atkinson - 2/28/13 at Edmonton (4-6 L)

FASTEST GOAL AGAINST START OF GAME

Overall	:08	2x, most recent - Antti Laaksonen 2/10/06 vs. Colorado (1-4 L)
Home	:08	2x, most recent - Antti Laaksonen 2/10/06 vs. Colorado (1-4 L)
Road	:21	Chris Stewart 12/19/09 at Colorado (2-5 L)

FASTEST GOAL START OF PERIOD

Overall	:10	Cam Atkinson - 2/28/13 at Edmonton (4-6 L)
Home	:10	Rick Nash - 1/11/06 vs. Pittsburgh, 1st per. (6-1 W)
Road	:10	Cam Atkinson - 2/28/13 at Edmonton (4-6 L)

FASTEST GOAL AGAINST START OF PERIOD

Overall	:08	2x, most recent - Antti Laaksonen 2/10/06 vs. Colorado, 1st per. (1-4 L)
Home	:08	2x, most recent - Antti Laaksonen 2/10/06 vs. Colorado in 1st per. (1-4 L)
Road	:11	J.P. Dumont - 11/18/06 at Nashville in 2nd per. (2-4 L) Peter Schaefer - 1/6/01 at Vancouver in 3rd per. (3-4 L)

FASTEST GOAL START OF OVERTIME

Overall	:28	Jaroslav Spacek - 2/13/03 at Montreal (2-1 W)
Home	:29	Jaroslav Spacek - 4/12/02 vs. Atlanta (5-4 W)
Road	:28	Jaroslav Spacek - 2/13/03 at Montreal (2-1 W)

FASTEST GOAL AGAINST START OF OVERTIME

Overall	:25	Sergei Fedorov - 3/21/02 vs. Detroit (2-3 OTL)
Home	:25	Sergei Fedorov - 3/21/02 vs. Detroit (2-3 OTL)
Road	:45	Johan Franzen - 1/15/11 at Detroit (5-6 OTL)

FASTEST 2 GOALS - CBJ PLAYER

1:29	R.J. Umberger (6:17 & 7:46 of 2nd per.), 2/17/09 vs. Dallas (2-3 SOL)
------	---

FASTEST 3 GOALS - CBJ PLAYER

3:18	Jeff Carter (12:56, 14:35 & 16:14 of 1st per.), 12/22/11 at Nashville (5-6 L)
------	---

FASTEST 2 GOALS - CBJ TEAM

:08	Vinny Prospal & Mark Letestu (5:37 & 5:45 of 2nd per.), 2/11/13 vs. San Jose (6-2 W) Nikita Filatov & Jakub Voracek (14:18 & 14:26 of 1st per.), 10/17/08 vs. Nashville (5-3 W)
-----	--

FASTEST 3 GOALS - CBJ TEAM

1:15	Nick Foligno, Nick Foligno & Artem Anisimov (13:05, 13:56 & 14:20 of 2nd per.), 3/22/13 vs. Calgary (5-1 W)
------	---

FASTEST 2 GOALS - OPPOSING PLAYER

:19	Ryan Smyth (2:33 & 2:52 of 1st per.), 11/27/02 at Edmonton (1-3 L)
-----	--

FASTEST 3 GOALS - OPPOSING PLAYER

10:17	Joe Sakic (6:04, 11:24 & 16:21 of 1st per.), 3/13/03 vs. Colorado (1-5 L)
-------	---

FASTEST 2 GOALS - OPPOSING TEAM

:10	Paul Kariya & German Titov (18:14 & 18:24 of 1st per.), 12/13/00 at Anaheim (4-5 OTL)
-----	---

FASTEST 3 GOALS - OPPOSING TEAM

1:16	Tomas Holmstrom, Tomas Holmstrom & Dan Cleary (8:05, 8:45 & 9:21 of 3rd per.), 4/7/10 at Detroit (3-4 L)
------	--

FASTEST 2 GOALS - BOTH TEAMS

:05	Rick Nash-CBJ & Scott Walker-NSH (19:39 & 19:44 of 3rd per.), 12/4/03 vs. Nashville (2-4 L)
-----	---

FASTEST 3 GOALS - BOTH TEAMS

:37	Ray Whitney-CBJ, Jaroslav Spacek-CBJ & Brendan Morrison - VAN (4:51, 5:15 & 5:28 of 2nd per.), 3/6/03 vs. Vancouver (5-4 W)
-----	---

FASTEST 4 GOALS - BOTH TEAMS

2:04	R.J. Umberger-CBJ, Kristian Huselius-CBJ, Rick Rypien-VAN & Alexandre Burrows-VAN (6:07, 7:08, 7:47 & 8:11 of 1st per.), 1/5/10 at Vancouver (3-7 L)
------	--

ASSISTS

MOST ASSISTS

Overall	8	2/21/12 vs. San Jose in 1st per. (6-3 W) 2/22/11 vs. Nashville in 3rd per. (4-0 W) 12/5/07 vs. Colorado in 3rd per. (5-4 W)
Home	8	2/21/12 vs. San Jose in 1st per. (6-3 W) 2/22/11 vs. Nashville in 3rd per. (4-0 W) 12/5/07 vs. Colorado in 3rd per. (5-4 W)
Road	7	12/22/11 at Nashville in 1st per. (5-6 L) 10/24/09 at Anaheim in 2nd per. (6-4 W) 3/10/03 at Carolina in 3rd per. (5-6 L)

MOST ASSISTS AGAINST

Overall	11	12/17/05 at Nashville in 2nd per. (3-7 L)
Home	10	12/16/06 vs. Chicago in 1st per. (4-6 L) 10/23/01 vs. Los Angeles in 1st per. (1-7 L)
Road	11	12/17/05 at Nashville in 2nd per. (3-7 L)

TEAM RECORDS

SINGLE PERIOD (CONT.)

MOST ASSISTS, BOTH TEAMS

Overall	12	3/29/13 at Calgary in 2nd per. (6-4 W); Tied 6-6 3/23/10 at New Jersey in 2nd per. (3-6 L); NJ, 8-4 12/16/06 vs. Chicago in 1st per. (4-6 L); Tied 6-6 2/6/06 at Vancouver in 3rd per. (7-4 L); Tied 6-6 12/17/06 at Nashville in 2nd per. (7-3 L); NSH, 11-1 3/29/03 at Calgary in 2nd per. (6-4 W); Tied 6-6 4/10/02 vs. San Jose in 2nd per. (3-5 L); SJ, 8-4
Home	12	12/16/06 vs. Chicago in 1st per. (4-6 L); Tied 6-6 4/10/02 vs. San Jose in 2nd per. (3-5 L); SJ, 8-4
Road	12	3/23/10 at New Jersey in 2nd per. (3-6 L); NJ, 8-4 2/6/06 at Vancouver in 3rd per. (7-4 L); Tied 6-6 12/17/06 at Nashville in 2nd per. (7-3 L); NSH, 11-1 3/29/03 at Calgary in 2nd per. (6-4 W); Tied 6-6

POINTS

MOST POINTS

Overall	12	2/21/12 vs. San Jose in 1st per. (6-3 W); 4g, 8a 2/22/11 vs. Nashville in 3rd per. (4-0 W); 4g, 8a 12/5/07 vs. Colorado in 3rd per. (5-4 W); 4g, 8a
Home	12	2/21/12 vs. San Jose in 1st per. (6-3 W); 4g, 8a 2/22/11 vs. Nashville in 3rd per. (4-0 W); 4g, 8a 12/5/07 vs. Colorado in 3rd per. (5-4 W); 4g, 8a
Road	11	12/22/11 at Nashville in 1st per. (5-6 L); 4g, 7a 10/24/09 at Anaheim in 2nd per. (6-4 W); 4g, 7a 3/25/06 at Detroit in 3rd per. (5-4 SOW); 4g, 7a 3/10/03 at Carolina in 3rd per. (5-6 L); 4g, 7a

MOST POINTS AGAINST

Overall	15	12/16/06 vs. Chicago in 1st per. (4-6 L); 5g, 10a 10/23/01 vs. Los Angeles in 1st per. (1-7 L); 5g, 10a
Home	15	12/16/06 vs. Chicago in 1st per. (4-6 L); 5g, 10a 10/23/01 vs. Los Angeles in 1st per. (1-7 L); 5g, 10a
Road	13	11/5/12 at Philadelphia in 1st per. (2-9 L); 5g, 8a

MOST POINTS, BOTH TEAMS

Overall	22	3/29/13 at Calgary in 2nd per. (6-4 W); CGY, 12-10
Home	18	4/10/02 vs. San Jose in 2nd per. (3-5 L); SJ, 12-6
Road	19	12/17/05 at Nashville in 2nd per. (7-3 L); NSH, 17-2

PENALTIES

MOST PENALTY MINUTES

Overall	52	3/26/09 vs. Calgary in 2nd per. (5-0 W); 11 pen.
Home	52	3/26/09 vs. Calgary in 2nd per. (5-0 W); 11 pen.
Road	45	2/21/03 at San Jose in 3rd per. (0-6 L); 9 pen.

MOST PENALTY MINUTES AGAINST

Overall	74	11/9/02 vs. NY Rangers in 3rd per. (6-3 W); 14 pen.
Home	74	11/9/02 vs. NY Rangers in 3rd per. (6-3 W); 14 pen.
Road	44	4/14/02 at Chicago in 2nd per. (0-2 L); 6 pen.

MOST PENALTY MINUTES, BOTH TEAMS

Overall	122	11/9/02 vs. NY Rangers in 3rd per. (6-3 W); CBJ-48, NYR-74
Home	122	11/9/02 vs. NY Rangers in 3rd per. (6-3 W); CBJ-48, NYR-74
Road	88	4/14/02 at Chicago in 2nd per. (0-2 L); CBJ-44, CHI-44

MOST PENALTIES

Overall	13	2/6/06 at Vancouver in 3rd per. (7-4 L); 40 PIM
Home	11	3/26/09 vs. Calgary in 2nd per. (5-0 W); 52 PIM
Road	13	2/6/06 at Vancouver in 3rd per. (7-4 L); 40 PIM

MOST PENALTIES AGAINST

Overall	14	11/9/02 vs. NY Rangers in 3rd per. (6-3 W); 74 PIM
Home	14	11/9/02 vs. NY Rangers in 3rd per. (6-3 W); 74 PIM
Road	10	2/6/06 at Vancouver in 3rd per. (4-7 L); 26 PIM

MOST PENALTIES, BOTH TEAMS

Overall	24	3/26/09 vs. Calgary in 2nd per. (5-0 W); CBJ-11, CGY-13
Home	24	3/26/09 vs. Calgary in 2nd per. (5-0 W); CBJ-11, CGY-13
Road	23	2/6/06 at Vancouver in 3rd per. (4-7 L); CBJ-13, VAN-10

SHOTS

MOST SHOTS

Overall	25	4/27/13 vs. Nashville in 3rd per. (3-1 W)
Home	25	4/27/13 vs. Nashville in 3rd per. (3-1 W)
Road	23	12/16/10 at Edmonton in 1st per. (3-6 L)

MOST SHOTS AGAINST

Overall	25	11/19/10 at Anaheim in 3rd per. (5-3 W)
Home	23	11/1/02 vs. Dallas in 1st per. (4-2 W)
Road	24	11/19/10 at Anaheim in 3rd per. (5-3 W)

MOST SHOTS, BOTH TEAMS

Overall	36	12/16/10 at Edmonton in 1st per. (3-6 L); CBJ-23, EDM-13
Home	35	11/21/01 vs. Detroit in 1st per. (0-1 OTL); CBJ-23, DET-12
Road	36	12/16/10 at Edmonton in 1st per. (3-6 L); CBJ-23, EDM-13

FEWEST SHOTS

Overall	1	9x, most recent - 3/31/13 vs. Anaheim in 3rd per. (2-1 W)
Home	1	3/31/13 vs. Anaheim in 3rd per. (2-1 W) 10/12/11 vs. Colorado in 3rd per. (3-2 L) 12/12/07 vs. Colorado in 2nd per. (4-1 W) 11/25/01 vs. Calgary in 3rd per. (4-3 W)
Road	1	5x, most recent - 11/13/03 at Ottawa in 3rd per. (2-5 L)

FEWEST SHOTS AGAINST

Overall	0	10/21/07 vs. Vancouver in 2nd per. (1-4 L) 12/27/03 vs. Dallas in 3rd per. (3-4 L)
Home	0	10/21/07 vs. Vancouver in 2nd per. (1-4 L) 12/27/03 vs. Dallas in 3rd per. (3-4 L)
Road	1	2/2/08 at Minnesota in 3rd per. (1-4 L)

FEWEST SHOTS, BOTH TEAMS

Overall	4	12/27/03 vs. Dallas in 3rd per. (3-4 L); CBJ, 4-0
Home	4	12/27/03 vs. Dallas in 3rd per. (3-4 L); CBJ, 4-0
Road	5	12/6/08 at Los Angeles in 1st per. (0-3 L); LA, 3-2

MOST SHOTS IN OVERTIME

7	11/30/05 at Minnesota (3-2 SOW) 11/1/08 vs. Chicago (3-4 SOL)
---	---

MOST SHOTS AGAINST IN OVERTIME

11	1/11/04 at Anaheim (2-2 T)
----	----------------------------

MOST SHOTS IN OVERTIME, BOTH TEAMS

15	1/20/06 vs. St. Louis (4-3 SOW); CBJ-5, STL-10
----	--

SINGLE GAME

MOST GOALS

- 4 Geoff Sanderson – Mar. 29, 2003
at Calgary (6-4 W)

MOST GOALS - DEFENSEMAN

- 3 Bryan Berard – Jan. 8, 2006
at Phoenix (5-2 W)
Deron Quint – Mar. 9, 2001
at Florida (7-6 W)

MOST GOALS - ROOKIE

- 3 Cam Atkinson – Apr. 5, 2012
at Colorado (5-2 W)
Matt Calvert – Feb. 25, 2011
vs. Phoenix (5-3 W)
Nikita Filatov – Jan. 10, 2009
vs. Minnesota (4-2 W)

MOST POWER PLAY GOALS

- 3 Bryan Berard – Jan. 8, 2006
at Phoenix (5-2 W)

MOST ASSISTS

- 5 Espen Knutsen – Mar. 24, 2001
vs. Calgary (6-4 W)

MOST ASSISTS - DEFENSEMAN

- 3 Fedor Tyutin – Dec. 18, 2011
at St. Louis (L 4-6)
Grant Clitsome – Oct. 25, 2011
vs. Detroit (W 4-1)
Adam Foote – Jan. 11, 2008
vs. St. Louis (W 6-4)
Rostislav Klesla – Jan. 28, 2006
vs. Nashville (4-3 W)
Jaroslav Spacek – Mar. 10, 2003
at Carolina (6-5 L)
Derrick Walser – Jan. 11, 2003
at Calgary (7-2 W)

MOST ASSISTS - ROOKIE

- 3 Jakub Voracek – Jan. 10, 2009
vs. Minnesota (4-2 W)
Derrick Walser – Jan. 11, 2003
at Calgary (7-2 W)

MOST POINTS

- 5 David Vyborny – Feb. 28, 2004
vs. Colorado (5-4 W); 1g, 4a
Geoff Sanderson – Mar. 29, 2003
at Calgary (6-4 W); 4g, 1a
Andrew Cassels – Mar. 29, 2003
at Calgary (6-4 W); 1g, 4a
Espen Knutsen – Mar. 24, 2001
vs. Calgary (6-4 W); 5a

MOST POINTS - DEFENSEMAN

- 4 Deron Quint – Mar. 9, 2001
at Florida (7-6 W); 3g, 1a

MOST POINTS - ROOKIE

- 4 Nikolai Zherdev – Mar. 21, 2004
at Vancouver (5-4 W); 2g, 2a
Matt Calvert – Feb. 25, 2011
vs. Phoenix (5-3 W); 3g, 1a

MOST SHOTS

- 10 Rick Nash – Jan. 17, 2008
at Phoenix (4-3 W); 2g
Rick Nash – Oct. 31, 2007
at Los Angeles (4-1 W); 1g
Jason Chimera – Apr. 7, 2007
at Anaheim (4-3 L); 1g
Sergei Fedorov – Nov. 25, 2006
vs. Minnesota (5-3 W); 2g
Fredrik Modin – Nov. 24, 2006
at Philadelphia (3-2 L); 0g
Rick Nash – Apr. 7, 2006
at Detroit (6-5 SOL); 3g
Ray Whitney – Nov. 12, 2002
at Colorado (5-4 L); 0g
Ray Whitney – Jan. 14, 2002
at NY Rangers (2-2 T); 1g

MOST SHOTS - DEFENSEMAN

- 8 Jaroslav Spacek – Feb. 28, 2004
vs. Colorado (5-4 W); 1g

MOST SHOTS - ROOKIE

- 9 Rick Nash – Mar. 22, 2003
vs. Atlanta (3-2 L); 1g

MOST PENALTY MINUTES

- 31 Duvie Westcott – Apr. 13, 2006
vs. St. Louis (4-1 W)

MOST PENALTY MINUTES - DEFENSEMAN

- 31 Duvie Westcott – Apr. 13, 2006
vs. St. Louis (4-1 W)

MOST PENALTY MINUTES - ROOKIE

- 25 Jody Shelley – Jan. 10, 2002
at Chicago (2-1 L)

HIGHEST PLUS/MINUS

- +4 Dalton Prout – Mar. 29, 2013
at Calgary (6-4 W)
Jan Hejda – Feb. 8, 2011
at Pittsburgh (4-1 W)
Anton Stralman – Feb. 8, 2011
at Pittsburgh (4-1 W)
R.J. Umberger – Feb. 5, 2011
vs. Edmonton (4-3 W)
Antoine Vermette – Feb. 5, 2011
vs. Edmonton (4-3 W)
Anton Stralman – Nov. 10, 2010
vs. St. Louis (8-1 W)
Antoine Vermette – Mar. 15, 2010
vs. Edmonton (5-3 W)
R.J. Umberger – Nov. 30, 2009
vs. St. Louis (5-2 W)
Antoine Vermette – Oct. 24, 2009
at Anaheim (6-4 W)
Fedor Tyutin – Mar. 7, 2009
at Detroit (8-2 W)
Rick Nash – Jan. 2, 2009
at Colorado (6-1 W)
Jan Hejda – Jan. 2, 2009
at Colorado (6-1 W)
Mike Commodore – Jan. 2, 2009
at Colorado (6-1 W)
Rostislav Klesla – Mar. 9, 2008
vs. Tampa Bay (5-3 W)
Sergei Fedorov – Nov. 25, 2006
vs. Minnesota (5-3 W)
Manny Malhotra – Feb. 8, 2006
vs. Los Angeles (7-4 W)

HIGHEST PLUS/MINUS (CONT.)

- Jaroslav Spacek – Mar. 10, 2003
at Carolina (6-5 L)
Andrew Cassels – Mar. 10, 2003
at Carolina (6-5 L)

HIGHEST PLUS/MINUS - DEFENSEMAN

- +4 Dalton Prout – Mar. 29, 2013
at Calgary (6-4 W)
Jan Hejda – Feb. 8, 2011
at Pittsburgh (4-1 W)
Anton Stralman – Nov. 10, 2010
vs. St. Louis (8-1 W)
Fedor Tyutin – Nov. 7, 2009
at Detroit (8-2 W)
Mike Commodore – Jan. 2, 2009
at Colorado (6-1 W)
Jan Hejda – Jan. 2, 2009
at Colorado (6-1 W)
Rostislav Klesla – Mar. 9, 2008
vs. Tampa Bay (5-3 W)
Jaroslav Spacek – Mar. 10, 2003
at Carolina (6-5 L)

HIGHEST PLUS/MINUS - ROOKIE

- +4 Dalton Prout – Mar. 29, 2013
at Calgary (6-4 W)

LOWEST PLUS/MINUS

- 5 Espen Knutsen – Feb. 23, 2003
at Vancouver (7-2 L)
Lyle Odelein – Feb. 4, 2002
vs. Boston (8-0 L)
Deron Quint – Feb. 4, 2002
vs. Boston (8-0 L)

MOST ICE TIME - FORWARD (REGULATION GAME)

- 27:19 Ray Whitney – Oct. 14, 2002
vs. Phoenix (3-2 L)

MOST ICE TIME - DEFENSEMAN (REGULATION GAME)

- 34:59 Jack Johnson – Feb. 2, 2013
vs. Detroit (4-2 W)

MOST ICE TIME - FORWARD (OVERTIME GAME)

- 27:43 David Vyborny – Dec. 8, 2005
vs. NY Islanders (4-3 SOW)

MOST ICE TIME - DEFENSEMAN (OVERTIME GAME)

- 33:18 Deron Quint – Nov. 21, 2001
vs. Detroit (1-0 OTL)

MOST FACE-OFFS WON

- 24 Jeff Carter – Oct. 7, 2011
vs. Nashville (2-3 L)

MOST SAVES BY A GOALTENDER

- 48 Pascal Leclaire – Jan. 14, 2006
at Florida (5-4 OTW); 52 shots
Marc Denis – Feb. 14, 2004
vs. San Jose (2-1 OTL); 50 shots

PLAYER RECORDS

SINGLE PERIOD

MOST GOALS

- 3 Jeff Carter – Dec. 22, 2011
at Nashville, 1st per. (5-6 L)
Geoff Sanderson – Mar. 29, 2003
at Calgary, 2nd per. (6-4 W)
Deron Quint – Mar. 9, 2001
at Florida, 2nd per. (7-6 W)

MOST ASSISTS

- 3 Alexander Svitov – Jan. 5, 2007
at Anaheim (4-3 W)
David Vyborny – Feb. 6, 2006
at Vancouver, 3rd per. (7-4 L)
Ray Whitney – Apr. 2, 2003
vs. Minnesota, 1st per. (3-0 W)
Andrew Cassels – Mar. 29, 2003
at Calgary, 2nd per. (6-4 W)
Jaroslav Spacek – Mar. 10, 2003
at Carolina, 3rd per. (6-5 L)

CBJ PLAYER MAKING DEBUT

MOST POINTS

- 2 Tomas Kubalik, 3/31/11
at Washington (0-2-2)
Grant Clitsome, 3/2/10
vs. Vancouver (0-2-2)
Jakub Voracek, 10/10/08
at Dallas (1-1-2)

MOST GOALS

- 1 Nikita Filatov, 10/17/08
vs. Nashville (1-0-1)
Jakub Voracek, 10/10/08
at Dallas (1-1-2)
Rick Nash, 10/10/02
vs. Chicago (1-0-1)
David Vyborny, 10/7/00
vs. Chicago (1-0-1)

STREAKS

CONSECUTIVE GAMES PLAYED

- 288 R.J. Umberger
Oct. 10, 2008-Jan. 10, 2012

CONSECUTIVE GAMES WITH GOALS

- 7 Geoff Sanderson
Nov. 5-17, 2002 (8g)

CONSECUTIVE GAMES WITH ASSISTS

- 8 R.J. Umberger
Nov. 10-26, 2010 (8a)

CONSECUTIVE GAMES WITH POINTS

- 10 R.J. Umberger
Nov. 10-Dec. 1, 2010 (3g, 8a)

CONSECUTIVE GAMES PENALIZED

- 8 Scott Lachance
Oct. 10-27, 2002 (16 PIM)

MOST POINTS IN TWO CONSECUTIVE GAMES

- 7 David Vyborny
Feb. 27 at Chicago (1g, 1a),
Feb. 28 vs. Colorado (1g, 4a)

MOST POINTS

- 3 20 times, most recent – Jeff Carter
Dec. 22, 2011 at Nashville
in 1st per. (5-6 L); 3

MOST SHOTS

- 7 Ray Whitney – Nov. 12, 2002
at Colorado, 3rd per. (5-4 L); 0g

MOST PENALTY MINUTES

- 31 Duvie Westcott – Apr. 13, 2006
vs. St. Louis, 2nd per. (4-1 W)

MOST SAVES BY A GOALTENDER

- 23 Marc Denis – Nov. 1, 2002
vs. Dallas, 1st per. (4-2 W); 23 shots
Marc Denis – Dec. 10, 2000
at Phoenix, 2nd per. (1-1 T); 24 shots

MOST ASSISTS

- 2 Tomas Kubalik, 3/31/11
at Washington (0-2-2)
Grant Clitsome, 3/2/10
vs. Vancouver (0-2-2)

MOST SHOTS ON GOAL

- 5 Kris Russell, 10/5/07 vs. Anaheim

MOST PENALTY MINUTES

- 17 Tom Sestito, 4/6/08 vs. St. Louis

MOST ICE TIME

- 20:31 Petteri Nummelin, 10/7/00 vs. Chicago

MOST POINTS OVER

THREE CONSECUTIVE GAMES

- 9 David Vyborny
Feb. 25 vs. Chicago (1g, 1a),
Feb. 27 at Chicago (1g, 1a)
Feb. 28 vs. Colorado (1g, 4a) – 2004

MOST CONSECUTIVE GAMES

WITH EVEN OR PLUS RATING

- 27 Jody Shelley – 10/14/02-12/19/02 (+4)

MOST CONSECUTIVE GAMES

WITH A SHOT ON GOAL

- 56 Rick Nash – 10/24/09-3/2/10 (191 shots)

CONSECUTIVE GAMES PLAYED - GOALTENDER

- 21 Marc Denis – Nov. 27, 2002-Jan. 10, 2003

CONSECUTIVE GAMES STARTED - GOALTENDER

- 21 Marc Denis – Nov. 27, 2002-Jan. 10, 2003

CONSECUTIVE WINS - GOALTENDER

- 6 Marc Denis – Jan. 16-Feb. 2, 2006

HIGHEST PLUS/MINUS RATING

- +2 Jakub Voracek, 10/10/08 at Dallas
Jeremy Reich, 1/21/04 vs. St. Louis

MOST SAVES - GOALTENDER

- 28 Pascal Leclaire, 2/20/04
at Phoenix (2-3 L)

CONSECUTIVE GAMES UNBEATEN - GOALTENDER

- 6 Marc Denis – Jan. 16-Feb. 2, 2006

LONGEST SHUTOUT STREAK

- 199:19 Steve Mason – Dec. 23, 2008-Jan. 2, 2009

MOST CONSECUTIVE GAMES

WITH SV% ABOVE .900

- 10 Steve Mason – 12/11/08-1/2/09

MOST CONSECUTIVE GAMES

WITH 30 OR MORE SAVES

- 5 Marc Denis – 1/5-20/06 (174 saves)
Marc Denis – 11/9-17/02 (190 saves)

MOST CONSECUTIVE STARTS

ALLOWING THREE GOALS OR LESS

- 15 Ron Tugnutt – 10/27/00-3/8/01

TOP 50 SCORING LEADERS

RANK	POS.	PLAYER	GP	G	A	PTS	+/-	PIM	PP	SH	GW	GT	OT	S
1.	LW	Rick Nash	674	289	258	547	-71	568	83	14	44	2	6	2278
2.	RW	David Vyborny	543	113	204	317	-48	228	36	7	17	0	4	920
3.	LW	R.J. Umberger	323	94	104	198	-33	158	30	4	12	0	3	875
4.	RW	Nikolay Zherdev	283	76	105	181	-52	164	25	0	6	0	0	749
5.	LW	Geoff Sanderson	261	88	80	168	-25	126	34	2	12	0	1	795
6.	C	Antoine Vermette	241	61	91	152	-10	112	12	5	8	0	2	478
7.	C	Derick Brassard	275	51	100	151	-40	168	18	0	7	0	1	505
8.	C	Manny Malhotra	344	53	92	145	-6	203	6	1	10	0	0	542
9.	LW	Kristian Huselius	189	58	84	142	-22	92	19	1	8	0	0	470
10.	LW	Ray Whitney	151	45	95	140	-49	36	14	2	5	1	1	448
11.	LW	Jason Chimera	331	62	74	136	-12	372	6	4	12	0	2	683
12.	RW	Jakub Voracek	241	39	95	134	1	96	6	0	4	0	2	438
13.	D	Rostislav Klesla	515	41	92	133	-50	508	8	0	4	1	1	747
14.	D	Fedor Tyutin	308	27	92	119	-39	211	10	1	2	0	0	568
15.	C	Sergei Fedorov	185	39	74	113	-11	150	15	3	5	0	1	399
16.	C	Tyler Wright	309	57	51	108	-96	436	13	3	9	2	3	504
17.	C	Espen Knutsen	188	27	81	108	-51	99	10	2	2	0	0	203
18.	C	Andrew Cassels	137	26	68	94	-28	56	11	1	5	1	1	204
19.	C	Mike Sillinger	155	38	48	86	-56	106	17	3	8	0	0	278
20.	LW	Freddy Modin	176	39	46	85	-6	110	10	0	7	0	1	409
21.	D	Ron Hainsey	213	19	64	83	-13	137	16	0	0	0	0	378
22.	D	Kris Russell	288	18	61	79	-29	124	3	0	3	0	1	392
23.	D	Jaroslav Spacek	153	16	56	72	-45	139	8	2	4	0	3	303
24.	D	Jan Hejda	302	11	56	67	23	163	1	0	1	0	0	279
25.	C	Dan Fritsche	206	29	34	63	-14	91	6	2	8	0	0	302
26.	RW	Grant Marshall	147	23	38	61	-28	157	9	0	6	1	0	248
27.	RW	Trevor Letowski	154	25	35	60	-14	52	5	1	2	0	0	261
28.	RW	Derek Dorsett	256	24	32	56	-21	674	2	1	2	0	0	365
29.	C	Michael Peca	136	12	44	56	-7	122	3	0	5	0	0	160
30.	D	Duvie Westcott	201	11	45	56	-42	299	4	1	1	0	0	247
31.	LW	Vinny Prospal	82	16	39	55	-11	36	3	0	0	0	0	165
32.	D	Anton Stralman	124	7	45	52	-28	59	5	0	1	0	0	201
33.	LW	Raffi Torres	111	31	20	51	-12	55	9	0	9	0	0	173
34.	D	Marc Methot	275	7	44	51	-6	208	0	0	0	0	0	220
35.	D	Anders Eriksson	145	7	43	50	6	64	2	0	1	1	1	162
36.	D	Adam Foote	187	10	39	49	-30	255	4	3	1	0	1	202
37.	D	Deron Quint	132	14	34	48	-53	42	6	0	1	0	0	317
38.	C	Samuel Pahlsson	222	12	35	47	-28	84	0	2	1	0	0	264
39.	RW	Jared Boll	345	22	24	46	-28	863	1	0	5	0	0	293
40.	C	Serge Aubin	152	21	25	46	-40	139	1	0	3	1	0	196
41.	C	Derek MacKenzie	165	19	24	43	18	72	1	3	3	0	0	171
42.	C	Todd Marchant	95	12	31	43	-18	54	4	0	2	0	0	205
43.	RW	Stephen Heinze	65	22	20	42	-19	38	14	0	3	0	0	125
44.	D	Aaron Johnson	172	10	32	42	-14	119	2	0	2	0	0	176
45.	D	Mike Commodore	158	9	32	41	-6	206	0	0	3	0	0	189
46.	C	Andrew Murray	181	23	13	36	-10	32	1	0	4	0	0	255
47.	D	Grant Clitsome	93	9	27	36	-4	46	3	0	1	0	0	131
48.	D	Bryan Berard	55	12	23	35	-33	40	11	0	2	0	1	148
49.	C	Robert Kron	118	12	22	34	-10	14	1	1	1	0	1	226
50.	C	Jan Hrdina	75	10	23	33	-8	78	4	1	0	0	0	78

TOP GOALTENDING LEADERS

RANK	PLAYER	GP	W	L	OT	SA	GA	GAA	SV	SV%	SO	MIN
1.	Marc Denis	266	84	146	35	8016	765	3.01	7251	.905	12	15,258
2.	Steve Mason	219	93	93	26	6207	599	2.89	5608	.904	19	12,425
3.	Pascal Leclaire	125	45	55	12	3485	324	2.82	3161	.907	10	6,898
4.	Ron Tugnutt	97	34	52	15	2723	246	2.62	2477	.910	6	5,630
5.	Fredrik Norrena	100	35	45	11	2409	243	2.79	2166	.899	5	5,234

2011-12 FINAL STATISTICS

PLAYERS	POS	GP	G	A	P	+/-	PIM	PP	SH	GW	S	S%	TOI				
Rick Nash	RW	82	30	29	59	-19	40	6	2	2	0	306	9.8	19:05	24.3	31.6	
Vinny Prospal	LW	82	16	39	55	-11	36	3	0	0	0	165	9.7	17:53	22.4	40.9	
Derick Brassard	C	74	14	27	41	-20	42	5	0	3	1	125	11.2	16:20	20.7	45.0	
R.J. Umberger	LW	77	20	20	40	-10	27	5	0	3	0	200	10.0	18:11	24.1	49.0	
Jack Johnson	LA	D	61	8	16	24	-12	24	5	0	4	0	120	6.7	22:30	25.5	0.0
	CBJ		21	4	10	14	5	15	0	1	0	56	7.1	27:25	27.7	0.0	
	TOT		82	12	26	38	-7	39	5	0	5	2	176	6.8	23:46	26.6	0.0
Nikita Nikitin	STL	D	7	0	0	0	-5	4	0	0	0	10	0.0	12:21	24.7	0.0	
	CBJ		54	7	25	32	-5	14	3	0	3	0	93	7.5	23:34	28.3	0.0
	TOT		61	7	25	32	-10	18	3	0	3	0	103	6.8	23:11	27.9	0.0
James Wisniewski	D	48	6	21	27	-13	37	2	0	2	1	99	6.1	24:47	28.6	0.0	
Antoine Vermette	C	60	8	19	27	-17	12	2	1	3	0	106	7.5	17:14	23.9	55.1	
Fedor Tyutin	D	66	5	21	26	-21	49	1	0	0	0	124	4.0	24:08	29.6	0.0	
Jeff Carter	C	39	15	10	25	-11	14	8	0	1	0	130	11.5	19:37	24.1	51.3	
Mark Letestu	PIT	C	11	0	1	1	-6	2	0	0	0	9	0.0	12:50	16.5	49.8	
	CBJ		51	11	13	24	-3	6	4	0	0	105	10.5	16:15	21.2	52.5	
	TOT		62	11	14	25	-9	8	4	0	0	114	9.6	15:38	20.4	51.9	
Ryan Johansen	C	67	9	12	21	-2	24	3	0	3	0	99	9.1	12:44	17.2	45.1	
Derek Dorsett	RW	77	12	8	20	-11	235	2	1	1	0	137	8.8	14:41	20.5	50.0	
Aaron Johnson	D	56	3	13	16	-12	26	1	0	0	0	63	4.8	16:30	21.4	0.0	
Cam Atkinson	RW	27	7	7	14	1	14	1	0	0	0	66	10.6	15:23	19.8	0.0	
Derek MacKenzie	C	66	7	7	14	4	40	1	2	2	0	61	11.5	10:30	15.8	54.5	
Grant Clitsome	D	51	4	10	14	-6	24	1	0	1	0	74	5.4	17:01	21.9	0.0	
Samuel Pahlsson	C	61	2	9	11	-6	22	0	1	0	0	63	3.2	15:02	21.7	50.3	
David Savard	D	31	2	8	10	0	16	1	0	0	0	34	5.9	16:34	20.0	0.0	
Colton Gillies	MIN	C	37	0	2	2	-5	10	0	0	0	24	0.0	9:09	13.4	38.6	
	CBJ		38	2	4	6	-4	25	0	0	0	24	8.3	10:59	15.5	43.8	
	TOT		75	2	6	8	-9	35	0	0	0	48	4.2	10:05	14.4	41.2	
John Moore	D	67	2	5	7	-23	8	0	0	0	0	64	3.1	15:49	21.1	0.0	
Marc Methot	D	46	1	6	7	-11	24	0	0	0	0	42	2.4	20:03	26.9	0.0	
Darryl Boyce	TOR	C	17	1	1	2	-3	16	0	1	0	12	8.3	10:03	14.6	49.9	
	CBJ		20	0	3	3	-5	19	0	0	0	13	0.0	9:54	15.1	52.3	
	TOT		37	1	4	5	-8	35	0	1	0	25	4.0	9:58	14.8	51.5	
Brett Lebda	D	30	1	3	4	-1	14	0	0	0	0	36	2.8	16:28	21.0	0.0	
Jared Boll	RW	54	2	1	3	-8	126	0	0	0	0	35	5.7	8:07	11.7	60.0	
Matt Calvert	LW	13	0	3	3	-5	16	0	0	0	0	4	0.0	9:07	13.6	0.0	
Kris Russell	D	12	2	1	3	-1	13	0	0	0	0	20	10.0	17:34	22.5	0.0	
Ryan Russell	LW	41	2	0	2	-7	2	0	0	0	0	39	5.1	11:40	17.3	0.0	
Maksim Mayorov	LW	10	1	1	2	-3	2	0	0	0	0	9	11.1	10:39	15.2	0.0	
Tomas Kubalik	RW	8	1	1	2	-3	6	0	0	0	0	8	12.5	13:17	19.4	0.0	
Alexandre Giroux	LW	9	1	0	1	-2	8	0	0	0	0	18	5.6	12:11	17.0	100	
Radek Martinek	D	7	1	0	1	-3	0	0	0	0	0	10	10.0	19:26	24.4	0.0	
Cody Bass	C	14	0	1	1	0	32	0	0	0	0	13	0.0	9:05	14.0	62.5	
Dalton Prout	D	5	0	0	0	1	0	0	0	0	0	2	0.0	11:47	17.0	0.0	
Andrew Joudrey	C	1	0	0	0	0	0	0	0	0	0	1	0.0	9:16	12.0	100	
Kristian Huselius	LW	2	0	0	0	-2	2	0	0	0	0	2	0.0	16:12	21.5	0.0	
Dane Byers	LW	8	0	0	0	0	29	0	0	0	0	8	0.0	8:05	12.8	0.0	
Cody Goloubef	D	1	0	0	0	1	0	0	0	0	0	0	0.0	6:00	11.0	0.0	
BENCH		82	0	0	0	0	16	0	0	0	0	0	0.0				
TOTALS		82	198	337	535	-233	1035	49	7	25	2	2454	8.1				

GOALTENDERS	GP	MIN	W	L	OT	SO	GA	SA	SV	GAA	SV%
Steve Mason	46	2,534	16	26	3	1	143	1355	1212	3.39	.894
Curtis Sanford	36	1,983	10	18	4	1	86	971	885	2.60	.911
Allen York	11	417	3	2	0	0	16	199	183	2.30	.920
Shawn Hunwick	1	3	0	0	0	0	0	0	0	0	0.00
TOTALS	82	4,937	29	46	7	2	245	2525	2280	2.98	.903

2010-11 SEASON NOTES

- Completed their 11th season in the National Hockey League with a 29-46-7 record (65 pts.), finishing fifth in the Central Division, 15th in the Western Conference and 30th in the NHL.
- After going 13-32-6 over the first 51 games of the season, the club improved to 16-14-1 over the final 31 games.
- Todd Richards was named interim head coach after Scott Arniel was relieved of his duties on January 9 and led the club to an 18-21-2 record, including a 14-0-0 mark when taking a lead into the third period.
- LW Rick Nash tallied 30-29-59 in 82 games, leading the club in goals for the eighth-straight season and points for the fifth-straight season. He is one of only four players to record 30 goals in each of the past five seasons (Iginla, Kovalchuk, Ovechkin) and became the first Blue Jacket to play in 600 games with the club Oct. 22 at Ottawa.
- LW R.J. Umberger registered 20-20-40 in 77 games to rank second on the club in goals and played the 500th game of his NHL career Dec. 2 at Edmonton. He had his franchise record streak of 288-consecutive games played come to an end when he missed five games Jan. 13-21 due to injury. The streak began on Oct. 10, 2008.
- RW Derek Dorsett collected 12-8-20 and 235 penalty minutes in 77 games to become one of only three players since 1996 to lead NHL in penalty minutes and scored 10 or more goals.

GM	DATE	OPPONENT	RESULT	RECORD	SCORE	CBJ GOAL SCORERS	GWG	PP	PK	SF-SA	W/L GOALIE	ATTN
1	10/7	NSH	L	00-01-00	2-3	22,61	Halischuk	0-5	2-3	34-31	Rinne/Mason	18,247
2	10/8	at MIN	L	00-02-00	2-4	15,8	Heatley	0-6	2-4	31-26	Backstrom/Mason	19,040
3	10/10	VAN	L	00-03-00	2-3	13,22	Burrows	0-5	3-4	25-25	Schneider/Mason	9,187
4	10/12	COL	SOL	00-03-01	2-3	61,2	Duchene	0-4	4-4	33-32	Varlamov/Mason	8,986
5	10/15	at DAL	L	00-04-01	2-4	22p,28	Souray	1-5	3-4	15-33	Lehtonen/Mason	8,305
6	10/18	DAL	L	00-05-01	2-3	16p,10	Ryder	1-5	2-2	40-18	Lehtonen/Mason	9,158
7	10/21	at DET	L	00-06-01	2-5	16,5p	Datsyuk	1-4	2-5	34-33	Howard/Mason	20,066
8	10/22	at OTT	L	00-07-01	3-4	5,10,61p	Michalek	1-4	0-2	21-27	Anderson/Mason	18,867
9	10/25	DET	W	01-07-01	4-1	18,19p,4,24s	Johansen	1-7	3-3	32-31	Mason/Conklin	15,100
10	10/27	at BUF	L	01-08-01	2-4	22,51	Kaleta	0-6	1-3	43-26	Enroth/Mason	18,690
11	10/29	at CHI	L	01-09-01	2-5	22,24	Stalberg	0-5	5-5	29-38	Emery/York	21,114
12	10/30	ANA	W	02-09-01	3-1	61p,19,51	Johansen	1-3	3-3	21-20	Mason/Ellis	16,022
13	11/3	TOR	L	02-10-01	1-4	19	MacArthur	0-4	2-2	39-18	Scrivens/Mason	14,306
14	11/5	at PHI	L	02-11-01	2-9	15,14	Talbot	0-2	4-5	35-33	Bryzgalov/Mason	19,784
15	11/10	CHI	L	02-12-01	3-6	14p,17p,14	Montador	2-5	1-3	30-36	Crawford/Mason	15,048
16	11/12	WPG	W	03-12-01	2-1	19,19	Johansen	0-4	5-5	27-36	Mason/Pavelec	15,581
17	11/15	MIN	L	03-13-01	2-4	50s,17p	Clutterbuck	1-3	4-5	45-24	Backstrom/Mason	10,833
18	11/17	at BOS	SOL	03-13-02	1-2	24p	Krejci	1-3	2-2	31-27	Rask/Sanford	17,565
19	11/19	at NSH	OTW	04-13-02	4-3	7,22p,18p,21	Wisniewski	2-5	1-3	29-30	Sanford/Rinne	16,776
20	11/21	CGY	W	05-13-02	4-1	7,50,7p,61	Vermette	1-3	1-2	30-28	Sanford/Karlsson	11,629
21	11/23	at NJ	SOL	05-13-03	1-2	40	Kovalchuk	0-6	3-3	36-24	Brodeur/Sanford	15,585
22	11/25	BUF	W	06-13-03	5-1	17,61p,3,18,61	Nash	1-5	3-3	34-29	Sanford/Enroth	16,705
23	11/27	STL	L	06-14-03	1-2	15	Backes	0-5	4-5	24-29	Elliott/Sanford	14,151
24	11/29	at VAN	L	06-15-03	1-4	26s	Booth	0-3	2-2	48-34	Schneider/Sanford	18,890
25	12/1	at CGY	SOW	07-15-03	4-3	50,6,61, 61x	Nash	0-4	1-1	33-35	Sanford/Kiprusoff	19,289
26	12/2	at EDM	L	07-16-03	3-6	17p,15s,15	Jones	1-5	1-2	39-34	Dubnyk/Sanford	16,839
27	12/6	at MTL	SOW	08-16-03	3-2	22,18,61x	Nash	0-4	3-3	28-20	Sanford/Price	21,273
28	12/8	NSH	OTL	08-16-04	3-4	7,50,15	Wilson	0-1	0-1	24-22	Rinne/Sanford	13,852
29	12/10	BOS	L	08-17-04	3-5	61,7p,18	Corvo	1-6	3-6	36-29	Rask/Sanford	18,175
30	12/13	VAN	SOW	09-17-04	2-1	7p,61x	Nash	1-3	4-4	30-32	Mason/Luongo	15,808
31	12/15	LA	L	09-18-04	1-2	7	Brown	0-3	2-2	25-41	Quick/Sanford	16,090
32	12/17	TB	L	09-19-04	2-3	18p,61	Stamkos	1-5	3-3	28-28	Garon/Mason	16,108
33	12/18	at STL	L	09-20-04	4-6	24,15,17p,16	Pietrangelo	1-3	1-1	32-34	Halak/Mason	18,611
34	12/22	at NSH	L	09-21-04	5-6	7,7p,19p,7p,19p	Erat	4-6	1-3	31-38	Rinne/Sanford	17,113
35	12/26	at CHI	L	09-22-04	1-4	21	Stalberg	0-2	2-3	38-22	Crawford/Mason	21,645
36	12/27	CGY	SOL	09-22-05	1-2	16	Iginla	0-4	2-3	28-26	Kiprusoff/Mason	16,985
37	12/29	at DAL	W	10-22-05	4-1	61,50,61,51	Vermette	0-2	3-3	29-37	Mason/Lehtonen	16,555
38	12/31	WSH	L	10-23-05	2-4	4,26	Wideaman	0-1	0-1	37-26	Vokoun/Mason	18,199
39	1/5	at SJ	L	10-24-05	1-2	22	Thornton	0-0	4-5	24-39	Greiss/Sanford	17,562
40	1/7	at LA	W	11-24-05	1-0	14	Clitsome	0-6	8-8	18-31	Sanford/Quick	18,118
41	1/8	at ANA	L	11-25-05	4-7	61,16p,22	Perry	1-3	3-5	18-37	Tarkki/Sanford	13,053
42	1/10	at CHI	L	11-26-05	2-5	18,50	Stalberg	0-5	4-4	34-25	Crawford/Sanford	21,229
43	1/13	PHX	W	12-26-05	4-3	33,61,25,16	Brassard	0-1	1-1	32-35	Sanford/LaBarbera	14,119
44	1/14	SJ	L	12-27-05	1-2	61	Marleau	0-2	4-5	26-33	Greiss/Sanford	16,582
45	1/17	EDM	W	13-27-05	4-2	19,16p,24,15p	MacKenzie	2-2	3-3	25-23	Sanford/Dubnyk	13,814
46	1/19	NSH	L	13-28-05	0-3	-	Erat	0-3	1-2	38-25	Rinne/Mason	17,233
47	1/21	at DET	SOL	13-28-06	2-3	25,6p	Filppula	1-3	3-4	19-31	Howard/Sanford	20,066
48	1/23	at NSH	L	13-29-06	1-4	61	Fisher	0-2	3-5	26-29	Rinne/Mason	14,310
49	1/24	at TB	L	13-30-06	2-4	23,19	St. Louis	0-2	3-4	24-31	Garon/Sanford	16,859
50	1/31	at SJ	L	13-31-06	0-6	-	Marleau	0-1	2-3	30-43	Niemi/Mason	17,562
51	2/1	at LA	L	13-32-06	2-3	15,9	Doughty	0-3	1-3	22-33	Quick/Sanford	18,118
52	2/3	at ANA	OTW	14-32-06	3-2	16,7p,16	Brassard	1-4	4-5	21-35	Sanford/Hiller	13,358
53	2/7	MIN	W	15-32-06	3-1	58,50p,7	Vermette	1-7	2-2	37-29	Sanford/Backstrom	11,237
54	2/9	DAL	L	15-33-06	2-4	22p,61p	Robidas	2-3	3-3	28-35	Lehtonen/Sanford	15,943
55	2/11	at MIN	W	16-33-06	3-1	18,18p,21	Umberger	1-4	1-1	19-35	Mason/Backstrom	18,958
56	2/12	ANA	L	16-34-06	3-5	51p,5,50p	Ryan	2-5	1-4	27-35	Hiller/Mason	14,033
57	2/14	STL	W	17-34-06	2-1	21p,15	Dorsett	1-4	1-1	33-32	Mason/Halak	12,425
58	2/18	CHI	L	17-35-06	1-6	16	Stalberg	0-1	2-2	34-28	Crawford/Mason	18,663
59	2/19	at NYR	OTL	17-35-07	2-3	16p,61	Stepan	1-4	2-2	23-35	Lundqvist/Mason	18,200
60	2/21	SJ	W	18-35-07	6-3	18,7p,61,7p,58p,7	Carter	3-7	3-4	35-41	Mason/Greiss	14,625
61	2/24	COL	L	18-36-07	0-5	-	Jones	0-4	1-1	28-25	Varlamov/Mason	16,925
62	2/26	at PIT	L	18-37-07	2-4	61s,22	Letang	0-2	3-5	24-40	Thiessen/Sanford	18,602
63	2/28	DET	L	18-38-07	2-5	61p,24s	Zetterberg	1-5	5-6	30-25	MacDonald/Sanford	14,333
64	3/1	at COL	W	19-38-07	2-0	6p,51	Nikitin	1-2	2-2	28-33	Mason/Varlamov	13,236
65	3/3	at PHX	W	20-38-07	5-2	61s,61,6,16,9	Nikitin	0-4	3-4	26-32	Mason/Smith	13,579
66	3/6	PHX	W	21-38-07	3-2	18,7,24	MacKenzie	0-3	5-5	32-40	Mason/LaBarbera	10,915
67	3/8	LA	W	22-38-07	3-1	17,7,17	J. Johnson	0-5	1-1	36-30	Mason/Bernier	14,306
68	3/10	at STL	L	22-39-07	1-4	13	Stewart	0-4	4-6	22-29	Elliott/Sanford	19,150
69	3/11	STL	L	22-40-07	1-2	17	Perron	0-8	4-4	34-26	Halak/Sanford	14,969
70	3/14	at EDM	L	22-41-07	0-3	-	Nugent-Hopkins	0-4	3-4	22-27	Dubnyk/Sanford	16,839
71	3/17	at VAN	L	22-42-07	3-4	22,7,21	D. Sedin	0-2	1-3	36-38	Schneider/Mason	18,890
72	3/18	at CGY	SOW	23-42-07	2-1	6,13x	Atkinson	0-2	4-4	18-31	Mason/Kiprusoff	19,289
73	3/20	CHI	L	23-43-07	1-5	61	Sharp	0-2	0-2	25-27	Crawford/Mason	15,311
74	3/23	CAR	W	24-43-07	5-1	22,18p,18,18,17	Umberger	1-3	5-5	26-40	Mason/Ward	15,085
75	3/25	EDM	L	24-44-07	3-6	17,61,16p	Eager	1-6	3-4	32-38	Dubnyk/Mason	12,295
76	3/26	at DET	L	24-45-07	2-7	17,61	Holmstrom	0-4	4-6	26-39	Conklin/Mason	20,066
77	3/28	DET	W	25-45-07	4-2	22,15,16,18	Brassard	0-3	2-4	31-31	York/Conklin	12,432
78	3/30	FLA	W	26-45-07	4-1	18,6p,6,18	Nikitin	1-5	3-3	29-31	York/Theodore	17,994
79	3/31	at STL	W	27-45-07	5-2	40,18,18p,15p,22	Umberger	2-8	5-5	33-36	York/Halak	19,150
80	4/3	at PHX	L	27-46-07	0-2	-	Gordon	0-7	1-1	54-22	Smith/York	13,263
81	4/5	at COL	W	28-46-07	5-2	13,61,61p,13,13	Nash	1-3	2-3	28-37	Mason/Varlamov	15,610
82	4/7	NYI	W	29-46-07	7-3	61,13,18,21p,13p,7,22	Wisniewski	2-3	2-2	37-38	Mason/Montoya	17,652

2010-11 FINAL STATISTICS

PLAYERS	POS	GP	G	A	P	+/-	PIM	PP	SH	GW	S	S%	TOI	
Rick Nash	LW	75	32	34	66	2	34	6	0	7	305	10.5	18:55	
R.J. Umberger	LW	82	25	32	57	3	38	8	3	3	220	11.4	19:12	
Antoine Vermette	C	82	19	28	47	0	60	3	1	3	183	10.4	18:48	
Derick Brassard	C	74	17	30	47	-11	55	6	0	3	183	9.3	17:01	
Jakub Voracek	RW	80	14	32	46	-3	26	2	0	2	183	7.7	16:58	
Fedor Tyutin	D	80	7	20	27	-12	32	1	0	0	128	5.5	22:41	
Kristian Huselius	LW	39	14	9	23	-17	10	6	0	1	94	14.9	16:22	
Derek MacKenzie	C	63	9	14	23	14	22	0	1	1	76	11.8	10:50	
Kris Russell	D	73	5	18	23	-9	37	1	0	0	88	5.7	17:31	
Matt Calvert	LW	42	11	9	20	3	12	3	0	1	50	22	11:05	
Samuel Pahlsson	C	82	7	13	20	-13	30	0	1	1	108	6.5	15:20	
Jan Hejda	D	77	5	15	20	-6	28	0	0	0	79	6.3	21:07	
Grant Clitsome	D	31	4	15	19	2	16	2	0	0	50	8	21:16	
Anton Stralman	D	51	1	17	18	-11	22	1	0	1	80	1.3	19:44	
Derek Dorsett	RW	76	4	13	17	-15	184	0	0	0	112	3.6	13:12	
Chris Clark	RW	53	5	10	15	-3	38	2	0	0	83	6	14:38	
Marc Methot	D	74	0	15	15	2	58	0	0	0	58	0	19:53	
Jared Boll	RW	73	7	5	12	-2	182	0	0	2	66	10.6	7:40	
Kyle Wilson	C	32	4	7	11	-3	12	0	0	0	38	10.5	10:38	
Rostislav Klesla	D	45	3	7	10	10	26	0	0	0	45	6.7	19:18	
Andrew Murray	C	29	4	4	8	2	4	0	0	1	48	8.3	11:22	
Scottie Upshall	RW	PHX	61	16	11	27	5	42	2	0	2	144	11.1	13:26
		CBJ	21	6	1	7	-12	10	0	0	0	47	12.8	15:45
		TOT	82	22	12	34	-7	52	2	0	2	191	11.5	14:02
Nikita Filatov	LW		23	0	7	7	3	8	0	0	0	31	0	12:19
Mike Commodore	D		20	2	4	6	-8	44	0	0	2	32	6.3	18:33
Ethan Moreau	LW		37	1	5	6	-9	24	0	0	1	56	1.8	12:28
Sami Lepisto	D	PHX	51	4	7	11	7	37	0	0	0	31	12.9	16:38
		CBJ	19	0	5	5	3	18	0	0	0	25	0	20:01
		TOT	70	4	12	16	10	55	0	0	0	56	7.1	17:33
Tom Sestito	LW		9	2	2	4	-4	40	1	0	0	7	28.6	9:31
Tomas Kubalik	RW		4	0	2	2	-3	0	0	0	0	5	0	14:45
Maksim Mayorov	LW		5	1	0	1	0	0	0	0	3	33.3	8:42	
Craig Rivet	D	BUF	23	1	2	3	-5	12	0	0	0	20	5.0	13:02
		CBJ	14	1	0	1	-7	23	0	0	0	13	7.7	17:21
		TOT	37	2	2	4	-12	35	0	0	0	33	6.1	14:40
Nick Holden	D		5	0	0	0	0	0	0	0	6	0	17:11	
Mike Blunden	RW		1	0	0	0	-1	0	0	0	2	0	10:31	
Nate Guenin	D		3	0	0	0	-3	2	0	0	2	0	14:47	
John Moore	D		2	0	0	0	0	0	0	0	0	0	11:28	
TOTALS			82	210	373	583	-108	1127	42	6	29	2506	11.9	

GOALTENDERS	GP	MIN	W	L	OT	SO	GA	SA	SV	GAA	SV%
Steve Mason	54	3,027	24	21	7	3	153	1541	1388	3.03	.901
Mathieu Garon	36	1,938	10	14	6	3	88	887	799	2.72	.901
David LeNeveu	1	20	0	0	0	0	2	12	10	6.00	.833
TOTALS	82	4,985	34	35	13	6	243	2440	2197	2.92	.900

2010-11 SEASON NOTES

- Completed 10th NHL season with a 34-35-13 record (81 pts.), finishing fifth in the Central Division, 13th in the Western Conference and 24th in the NHL.
- Opened the season playing two games against the San Jose Sharks at Ericsson Globe Arena in Stockholm, Sweden as a part of NHL Premiere
- Columbus had the best start in franchise history, posting a 14-6-0 mark in the first 20 games (previous best was a 12-6-2 record in 2009-10).
- The 14-8-0 record in October and November marked the highest winning percentage (.636) for the first two months of the season in club history (previous best was 13-9-4, .591 winning percentage in 2009-10)
- LW Rick Nash collected 32-34-66 in 75 games to lead the club in goals for the seventh-straight season and points for the fourth-straight season. He ranked sixth in the NHL in shots, 12th (tied) in game-winning goals and 14th (tied) in goals. He was selected to play in his fifth-consecutive All-Star Game and recorded a goal and an assist for Team Staal in an 11-10 loss.
- LW R.J. Umberger, Samuel Pahlsson and Antoine Vermette were the only Blue Jackets to play in all 82 games. Umberger set career highs in points, while setting franchise records with assists in eight-straight games Nov. 10-26 (8a) and points in 10-straight games (3-10-13) Nov. 10-Dec. 1 (3g, 8a).
- LW Matt Calvert became the second Blue Jackets rookie to register a hat trick with three goals Feb. 25 vs. Phoenix.

GM	DATE	OPPONENT	RESULT	RECORD	SCORE	CBJ GOAL SCORERS	GWG	PP	PK	SF-SA	W/L GOALIE	ATTN
1	10/8	SJ	L	00-01-00	2-3	20p,18	Couture	1-7	4-6	32-28	Niemi/Mason	11,324
2	10/9	at SJ	OTW	01-01-00	3-2	61,20p,19	Moreau	1-4	6-8	25-35	Mason/Nittymaki	9,537
3	10/15	CHI	L	01-02-00	2-5	18s,20	Sharp	0-4	2-2	32-40	Turco/Mason	18,305+
4	10/16	at MIN	W	02-02-00	3-2	15,24,18s	Umberger	0-4	4-5	25-23	Garon/Backstrom	17,336
5	10/20	ANA	W	03-02-00	3-1	24,61,61	Nash	0-3	5-5	22-32	Mason/Hiller	9,802
6	10/22	CGY	L	03-03-00	2-6	15,35	Bourque	0-4	6-6	22-23	Karlsson/Mason	10,784
7	10/23	at CHI	W	04-03-00	3-2	16,18p,50	Vermette	1-4	2-3	40-32	Mason/Crawford	21,265
8	10/25	PHI	W	05-03-00	2-1	25,16p	Brassard	1-4	2-2	25-29	Garon/Boucher	11,727
9	10/28	EDM	SOW	06-03-00	3-2	26,25,61x	Nash	0-7	4-5	41-27	Mason/Dubnyk	9,128
10	10/30	at COL	L	06-04-00	1-5	16p	Stewart	1-3	5-6	34-31	Budaj/Mason	13,017
11	11/2	MTL	W	07-04-00	3-0	61,16p,25	Nash	1-3	3-3	24-29	Garon/Price	10,466
12	11/4	at ATL	W	08-04-00	3-0	16,93,18	Brassard	0-1	2-2	42-25	Garon/Pavelec	8,461
13	11/6	MIN	L	08-05-00	2-3	61,25	Clutterbuck	0-4	2-4	37-24	Theodore/Garon	13,457
14	11/10	STL	W	09-05-00	8-1	93,40,61,93,71,18,71,50	Boll	0-4	3-3	35-30	Mason/Halak	10,265
15	11/12	COL	L	09-06-00	1-5	50	Mauldin	0-3	2-2	29-29	Budaj/Mason	13,594
16	11/17	at LA	W	10-06-00	5-3	17,97,40,61,61	Nash	0-4	2-3	26-36	Mason/Quick	18,118
17	11/19	at ANA	W	11-06-00	4-3	61,71p,93,22	Commodore	1-3	3-4	29-50	Mason/Hiller	13,667
18	11/20	at SJ	W	12-06-00	3-0	61p,61,61	Nash	1-4	5-5	27-35	Garon/Nittymaki	17,562
19	11/22	NSH	W	13-06-00	2-0	22,61	Commodore	0-5	4-4	30-27	Mason/Rinne	10,095
20	11/24	at NYI	OTW	14-06-00	4-3	50p,71,18,93	Voracek	1-4	2-2	38-24	Garon/DiPietro	8,652
21	11/26	DET	L	14-07-00	1-2	50	Filppula	0-5	2-3	35-32	Howard/Mason	18,391+
22	11/28	at DET	L	14-08-00	2-4	16,18p	Filppula	1-7	5-5	29-42	Howard/Mason	18,860
23	12/1	NSH	SOL	14-08-01	3-4	50,10,50	Sullivan	0-4	5-5	31-29	Rinne/Mason	9,892
24	12/3	at BUF	L	14-09-01	0-5	-	Hecht	0-6	3-6	19-37	Miller/Garon	18,529
25	12/4	PIT	L	14-10-01	2-7	26,71p	Martin	1-5	1-4	23-35	Fleury/Mason	19,143+
26	12/6	DAL	SOW	15-10-01	3-2	10,61p,25x	Wilson	1-3	4-4	29-18	Garon/Lehtonen	10,932
27	12/9	at STL	L	15-11-01	1-4	35	McClement	0-8	0-3	28-24	Halak/Garon	19,150
28	12/11	NYR	W	16-11-01	3-1	50p,61,61	Nash	1-2	4-5	23-33	Mason/Lundqvist	15,780
29	12/13	at CGY	OTL	16-11-02	2-3	50s,61p	Iginla	1-1	3-3	24-25	Kiprusoff/Garon	19,289
30	12/15	at VAN	OTL	16-11-03	2-3	16,23p	Kesler	1-3	4-5	30-30	Luongo/Garon	18,860
31	12/16	at EDM	L	16-12-03	3-6	20,20p,20	Eberle	1-3	3-4	40-36	Khabibulin/Mason	16,839
32	12/18	DAL	L	16-13-03	1-2	51	Richards	0-5	5-6	36-23	Lehtonen/Garon	13,973
33	12/21	CGY	W	17-13-03	3-1	93,40,97	Boll	0-3	3-4	37-30	Garon/Karlsson	12,443
34	12/23	VAN	L	17-14-03	3-7	18,18,23	D. Sedin	0-1	4-5	27-30	Schneider/Garon	12,159
35	12/26	at CHI	L	17-15-03	1-4	16p	Sharp	1-4	3-5	27-25	Turco/Garon	21,492
36	12/27	MIN	SOW	18-15-03	4-3	16,51,17,25x	Wilson	0-0	7-7	22-40	Mason/Theodore	14,454
37	12/30	at TOR	W	19-15-03	3-2	20,20,18p	Umberger	1-2	0-1	32-22	Mason/Gustavsson	19,148
38	12/31	OTT	OTW	20-15-03	4-3	18,26,61,93	Voracek	0-4	3-3	23-38	Mason/Elliott	17,652
39	1/2	at NSH	L	20-16-03	1-4	18	Spaling	0-3	2-3	20-26	Rinne/Mason	14,593
40	1/4	at PHX	L	20-17-03	2-4	18,93p	Doan	1-2	4-4	28-33	Bryzgalov/Garon	8,222
41	1/7	at ANA	L	20-18-03	0-6	-	Selanne	0-3	1-4	27-29	Hiller/Mason	12,815
42	1/8	at LA	L	20-19-03	4-6	11,61,51,61	Smyth	0-3	2-4	34-36	Quick/Garon	18,118
43	1/11	PHX	L	20-20-03	3-4	40,97,20p	Morris	1-5	4-4	40-28	Bryzgalov/Garon	11,109
44	1/14	DET	SOW	21-20-03	3-2	93,14p,50x	Vermette	1-5	3-3	32-28	Mason/MacDonald	18,684+
45	1/15	at DET	OTL	21-20-04	5-6	16,14,11,18p,61	Franzen	1-2	1-1	30-34	MacDonald/Mason	20,066
46	1/18	at TB	SOL	21-20-05	2-3	18,16	Malone	0-4	3-4	30-22	Garon/Roloson	13,291
47	1/19	at FLA	OTW	22-20-05	3-2	51,50,18p	Umberger	1-3	4-4	38-31	Mason/Vokoun	11,629
48	1/22	at STL	W	23-20-05	5-2	50,40,17,61p,51	Murray	1-5	2-3	30-21	Mason/Halak	19,150
49	1/25	ANA	L	23-21-05	2-3	61p,16p	Blake	2-5	1-3	37-22	Hiller/Mason	11,700
50	2/1	CHI	L	23-22-05	4-7	15,16,26,11	Toews	0-5	3-4	33-27	Turco/Mason	12,568
51	2/4	at DET	W	24-22-05	3-0	50,40,17	Vermette	0-3	6-6	24-34	Mason/Howard	20,066
52	2/5	EDM	W	25-22-05	4-3	18,20,18,20	Huselius	0-3	5-5	34-26	Mason/Khabibulin	18,370
53	2/8	at PIT	W	26-22-05	4-1	61,26,93,50	Pahlsson	0-2	1-2	25-33	Mason/Fleury	18,147
54	2/9	SJ	L	26-23-05	2-3	20p,14p	Marleau	2-4	3-3	44-32	Niemi/Mason	11,906
55	2/11	COL	W	27-23-05	3-1	61,16,24	Brassard	0-2	1-1	32-32	Garon/Budaj	16,408
56	2/13	at DAL	W	28-23-05	2-1	11,61	Nash	0-2	5-6	39-30	Mason/Lehtonen	16,377
57	2/16	LA	SOL	28-23-06	3-4	93,61,10	Stoll	0-2	3-3	24-29	Quick/Garon	12,442
58	2/18	at CHI	W	29-23-06	4-3	11,50p,24,6p	Stralman	2-4	3-3	36-40	Mason/Crawford	21,708
59	2/22	NSH	W	30-23-06	4-0	61,11p,50,61p	Nash	2-5	2-2	30-20	Mason/Rinne	12,475
60	2/25	PHX	W	31-23-06	5-3	18p,93p,11p,11,11	Calvert	3-9	5-5	34-28	Mason/Bryzgalov	16,771
61	2/27	at NSH	L	31-24-06	2-3	11p,10p	Legwand	2-5	1-2	27-28	Rinne/Garon	16,340
62	3/1	at VAN	SOL	31-24-07	1-2	8	Torres	0-4	3-3	31-26	Luongo/Mason	18,860
63	3/3	at EDM	L	31-25-07	2-4	35,8	Eberle	0-5	4-5	28-38	Dubnyk/Mason	16,839
64	3/4	at CGY	L	31-26-07	3-4	52,50,35	Glencross	0-3	5-7	40-28	Kiprusoff/Mason	19,289
65	3/7	at STL	SOL	31-26-08	4-5	93,11,51p,24	Steen	1-3	0-2	28-36	Bishop/Mason	19,150
66	3/9	STL	OTL	31-26-09	3-4	93,18p,24	Stewart	1-4	2-2	22-26	Halak/Garon	11,508
67	3/11	LA	L	31-27-09	2-4	9,16	Kopitar	0-3	4-5	34-22	Bernier/Mason	15,605
68	3/12	at CAR	W	32-27-09	3-2	26s,24,24	MacKenzie	0-5	9-9	28-31	Mason/Ward	18,680
69	3/15	BOS	SOL	32-27-10	2-3	14,9	Seguin	0-6	1-1	36-29	Rask/Mason	12,282
70	3/17	DET	L	32-28-10	0-2	-	Miller	0-6	3-4	37-27	MacDonald/Mason	14,444
71	3/19	at MIN	OTW	33-28-10	5-4	61,10,35,61,50	Vermette	0-0	1-1	33-36	Garon/Backstrom	18,305
72	3/20	NJ	L	33-29-10	0-3	-	Clarkson	0-1	4-4	13-31	Brodeur/Mason	13,043
73	3/22	at COL	SOL	33-29-11	4-5	61,24s,18s,18	Hejduk	0-2	3-4	33-32	Elliott/Mason	12,301
74	3/24	at PHX	L	33-30-11	0-3	-	Rozsival	0-2	3-4	28-23	Bryzgalov/Garon	11,172
75	3/27	VAN	L	33-31-11	1-4	18	H. Sedin	0-5	2-4	40-24	Schneider/Garon	14,469
76	3/29	FLA	SOW	34-31-11	3-2	9,50,43x	Mayorov	0-3	2-3	32-31	Mason/Clemmensen	11,670
77	3/31	at WSH	OTL	34-31-12	3-4	50,51,9	Chimera	0-2	1-1	23-33	Neuvirth/Mason	18,398
78	4/1	CHI	SOL	34-31-13	3-4	43,16p,26	Stalberg	1-7	3-4	34-29	Crawford/Garon	16,217
79	4/3	STL	L	34-32-13	1-6	18p	Porter	1-2	1-2	24-33	Halak/Garon	13,538
80	4/5	at DAL	L	34-33-13	0-3	-	Ott	0-2	4-5	23-30	Lehtonen/Garon	16,012
81	4/8	at NSH	L	34-34-13	1-4	16	Halischuk	0-1	3-3	45-25	Rinne/Mason	17,113
82	4/9	BUF	L	34-35-13	4-5	15,40,20,20p	Gaustad	1-4	2-4	36-30	Enroth/Mason	18,717+

2009-10 FINAL STATISTICS

PLAYERS	POS	GP	G	A	P	+/-	PIM	PP	SH	GW	S	S%	TOI	
Rick Nash	RW	76	33	34	67	-2	58	10	2	6	254	13.0	20:56	
Antoine Vermette	C	82	27	38	65	2	32	6	2	1	156	17.3	20:08	
Kristian Huselius	LW	74	23	40	63	-4	36	8	1	5	162	14.2	18:23	
R.J. Umberger	LW	82	23	32	55	-16	40	8	1	4	221	10.4	19:10	
Jakub Voracek	RW	81	16	34	50	-7	26	4	0	1	154	10.4	15:37	
Derick Brassard	C	79	9	27	36	-17	48	4	0	0	125	7.2	14:56	
Anton Stralman	D	73	6	28	34	-17	37	4	0	0	121	5.0	20:29	
Fedor Tyutin	D	80	6	26	32	-7	49	3	0	2	149	4.0	23:31	
Raffi Torres	LW	60	19	12	31	-8	32	7	0	3	99	19.2	13:34	
Kris Russell	D	70	7	15	22	3	32	0	0	1	108	6.5	18:35	
Jason Chimera	LW	39	8	9	17	-7	47	1	0	1	92	8.7	14:46	
Samuel Pahlsson	C	79	3	13	16	-9	32	0	0	0	93	3.2	16:16	
Derek Dorsett	RW	51	4	10	14	6	105	0	0	0	57	7.0	10:53	
Jan Hejda	D	62	3	10	13	-14	36	1	0	0	63	4.8	20:38	
Mike Commodore	D	57	2	9	11	-9	62	0	0	1	54	3.7	19:00	
Mathieu Roy	D	31	0	10	10	-2	17	0	0	0	32	0.0	18:19	
Rostislav Klesla	D	26	2	6	8	-7	26	0	0	1	24	8.3	20:06	
Marc Methot	D	60	2	6	8	-8	51	0	0	0	42	4.8	19:31	
Andrew Murray	C	46	5	2	7	-6	6	0	0	0	73	6.8	10:21	
Jared Boll	RW	68	4	3	7	-8	149	0	0	0	56	7.1	7:12	
Fredrik Modin	LW	24	2	4	6	-6	12	0	0	2	35	5.7	14:40	
Chris Clark	RW	WSH	38	4	11	15	-4	27	0	0	1	59	6.8	11:39
		CBJ	36	3	2	5	-8	21	0	0	0	46	6.5	12:06
		TOT	74	7	13	20	-12	48	0	0	1	105	6.7	11:52
Mike Blunden	RW	40	2	2	4	3	59	0	0	0	40	5.0	8:06	
Derek MacKenzie	C	18	1	3	4	3	0	0	0	0	14	7.1	8:41	
Grant Clitsome	D	11	1	2	3	0	6	0	0	0	7	14.3	14:44	
Milan Jurcina	D	WSH	27	0	4	4	0	14	0	0	32	0.0	17:26	
		CBJ	17	1	2	3	2	10	0	0	17	5.9	18:01	
		TOT	44	1	6	7	2	24	0	0	49	2.0	17:40	
Nikita Filatov	LW	13	2	0	2	0	8	0	0	1	11	18.2	8:06	
Tomas Kana	C	6	0	2	2	2	2	0	0	0	4	0.0	8:40	
Steve Mason	G	58	0	2	2	0	2	0	0	0	0	0.0	0:00	
Chad Kolarik	C	2	0	0	0	-1	0	0	0	0	2	0.0	6:29	
Alexandre Picard	LW	9	0	0	0	-3	10	0	0	0	12	0.0	7:13	
Tom Sestito	LW	3	0	0	0	0	7	0	0	0	0	0.0	5:33	
Trevor Frischmon	C	3	0	0	0	0	4	0	0	0	1	0.0	6:06	
Nathan Paetsch	D	BUF	11	1	1	2	6	0	0	0	9	11.1	9:39	
		CBJ	10	0	0	0	-5	6	0	0	8	0.0	11:14	
		TOT	21	1	1	2	-3	12	0	0	17	5.9	10:24	
Maksim Mayorov	LW	4	0	0	0	-1	0	0	0	0	4	0.0	7:40	
Greg Moore	C	4	0	0	0	0	0	0	0	0	2	0.0	5:54	
Mathieu Garon	G	35	0	0	0	0	2	0	0	0	0	0.0	0:00	
TOTALS		82	214	383	597	-151	1070	56	6	30	2338	9.2		

GOALTENDERS	GP	MIN	W	L	OT	SO	GA	SA	SV	GAA	SV%
Steve Mason	58	3,201	20	26	9	5	163	1653	1490	3.06	.901
Mathieu Garon	35	1,771	12	9	6	2	83	858	775	2.81	.903
TOTALS	82	4,972	32	35	15	7	246	2511	2265	2.97	.902

2009-10 SEASON NOTES

- Completed ninth NHL season with a 32-35-15 record (79 pts.), finishing fifth in the Central Division, 14th in the Western Conference and 27th in the NHL.
- Began the season with a 12-6-2 mark but went 2-11-5 from Dec. 1 through Jan. 5 before rebounding to go 17-15-6 over the final 38 games of the campaign.
- Scored 214 goals in 82 games, averaging 2.61 goals per game, which was the third-highest total in franchise history. The club scored a club-record 56 power play goals (on 308 attempts), converting 18.2 percent of its chances with the man advantage.
- The Blue Jackets had a club-record five players record 50 or more points – Rick Nash (67), Antoine Vermette (65), Kristian Huselius (63), R.J. Umberger (55) and Jakub Voracek (50).
- Left wing Rick Nash tallied 33-34-67 in 76 games to lead the club in goals for the sixth-straight season and points for the third straight year. He also helped Canada capture the gold medal at the 2010 Olympic Games held in Vancouver, British Columbia.
- C Antoine Vermette and LW R.J. Umberger were the only Jackets to play in all 82 games and each set career highs for points in a season. Vermette tallied 27-38-65 to surpass the 24-29-53 he collected in 81 games with Ottawa in 2007-08. Umberger notched 23-32-55, which topped his previous career best of 13-37-50 in 74 games with Philadelphia in 2007-08.
- At 20 years, 8 months at season's end, RW Jakub Voracek became the second-youngest player in Blue Jackets history to record 50 points in a season as he tallied 16-34-50 in 80 games. The only CBJ player who hit the 50-point mark at a younger age was Rick Nash with 41-16-57 in 80 games in 2003-04 (19 years, 10 months).

GM	DATE	OPPONENT	RESULT	RECORD	SCORE	CBJ GOAL SCORERS	GWG	PP	PK	SF-SA	W/L GOALIE	ATTN.
1	10/3	MIN	W	01-00-00	2-1	18s, 97	Klesla	0-3	3-4	39-33	Mason/Backstrom	18,159+
2	10/5	at VAN	W	02-00-00	5-3	50,20,97,28,14p	Filatov	1-3	3-3	24-43	Mason/Luongo	18,810
3	10/8	at SJ	L	02-01-00	3-6	61, 25, 14xp	Heatley	1-3	4-4	27-28	Nabokov/Mason	17,562
4	10/10	at PHX	W	03-01-00	2-0	61,18	Nash	0-2	7-7	19-36	Garon/Bryzgalov	17,532
5	10/13	CGY	W	04-01-00	2-1	6p,20	Huselius	1-4	1-1	33-23	Mason/Kiprusoff	13,280
6	10/17	LA	W	05-01-00	4-1	25,14p,61s,93p	Torres	2-6	5-5	24-28	Mason/Quick	15,251
7	10/20	at CGY	L	05-02-00	3-6	61s, 16p, 93p	Phaneuf	2-7	5-5	30-22	Kiprusoff/Mason	19,289
8	10/22	at EDM	L	05-03-00	4-6	20,14p,20,25	Visnovsky	1-4	4-7	32-32	Khabibulin/Garon	16,839
9	10/24	at ANA	W	06-03-00	6-4	50,61,93,93,51,61	Tyutin	0-2	2-2	37-36	Mason/Giguere	14,468
10	10/25	at LA	L	06-04-00	2-6	50,20p	Stoll	1-4	2-4	27-25	Quick/Mason	15,820
11	10/28	PHX	L	06-05-00	1-4	16p	Vandermeer	1-6	3-6	32-23	Labarbera/Mason	13,184
12	10/30	PIT	SOL	06-05-01	3-4	61p,61,15	Crosby	1-7	5-5	32-32	Johnson/Mason	19,136+
13	11/1	at WSH	OTW	07-05-01	5-4	61,18p,14,14,18p	Umberger	2-6	4-5	32-36	Mason/Theodore	18,277
14	11/4	SJ	SOL	07-05-02	2-3	25, 61p	Boyle	1-1	1-2	28-38	Nabokov/Mason	13,401
15	11/5	at ATL	W	08-05-02	4-3	93,16,14,14	Torres	0-2	6-8	21-35	Garon/Pavelec	10,878
16	11/7	CAR	W	09-05-02	3-2	28,40,61	Nash	0-3	5-5	26-26	Mason/Leighton	14,850
17	11/11	DET	L	09-06-02	1-9	61	Datsyuk	0-2	2-4	26-39	Howard/Mason	15,304
18	11/13	ANA	SOW	10-06-02	3-2	61,20,20x	Huselius	1-4	5-5	29-34	Garon/Giguere	15,577
19	11/16	EDM	SOW	11-06-02	3-2	6p,50p,93x	Voracek	2-4	3-5	32-25	Garon/Khabibuli	13,030
20	11/19	at DAL	W	12-06-02	4-1	61p,20s,20p,14p	Huselius	3-7	4-4	28-26	Mason/Turco	16,155
21	11/21	at NSH	SOL	12-06-03	3-4	18,18,6p	Legwand	1-3	6-8	29-48	Rinne/Pekka	13,790
22	11/23	at NYR	L	12-07-03	4-7	24,40,20,93	Avery	0-1	3-4	30-33	Lundqvist/Garon	18,200
23	11/24	at MTL	L	12-08-03	3-5	50,6p,50p	Bergeron	3-6	4-8	36-29	Price/Garon	21,273
24	11/26	at OTT	L	12-09-03	1-2	20p	Foligno	1-6	3-4	33-36	Elliot/Mason	19,244
25	11/28	CGY	SOL	12-09-04	4-3	61p,3,40	Lundmark	1-2	2-3	32-32	McElhinny/Mason	17,772
26	11/30	STL	W	13-09-04	5-2	10,18,18,50,18	Umberger	0-5	3-4	27-29	Mason/Mason	12,391
27	12/1	at CHI	SOL	13-09-05	3-5	50,26,10	Seabrook	0-3	2-4	23-26	Huet/Mason	20,363
28	12/3	TOR	L	13-10-05	3-6	20p,25,8p	Kessel	2-5	3-3	36-25	MacDonald/Mason	13,825
29	12/5	COL	L	13-11-05	2-3	25,93	Stewart	0-3	5-5	31-19	Budaj/Mason	14,909
30	12/9	FLA	W	14-11-05	3-0	25,16,26	Chimera	0-2	3-3	32-32	Mason/Vokoun	12,800
31	12/10	at NSH	SOL	14-11-06	3-4	10,14p,61	Sullivan	1-2	3-3	31-39	Rinne/Garon	14,601
32	12/12	ANA	L	14-12-06	1-3	18	Ryan	0-4	1-2	36-25	Hiller/Mason	14,461
33	12/14	NSH	L	14-13-06	3-5	50p-,93p,18	Sullivan	2-8	4-4	31-32	Ellis/Mason	12,856
34	12/15	at MIN	L	14-14-06	1-2	61	Zidlicky	0-1	1-1	22-23	Backstrom/Mason	18,086
35	12/17	PHX	SOL	14-14-07	1-2	61p	Lang	1-6	2-2	39-27	Labarbera/Garon	13,363
36	12/19	at COL	L	14-15-07	2-5	18p,25p	Wolski	2-3	3-5	30-31	Anderson/Mason	11,782
37	12/21	at PHX	L	14-16-07	2-5	16,50	Doan	0-2	6-7	27-23	Bryzgalov/Garon	9,348
38	12/23	at DAL	L	14-17-07	1-3	61	Neal	0-4	4-4	34-28	Auld/Mason	16,532
39	12/26	at DET	L	14-18-07	1-2	50	Bertuzzi	0-4	4-5	29-27	Howard/Garon	20,066
40	12/28	DET	OTW	15-18-07	1-0	33	Modin	0-3	4-4	40-34	Mason/Howard	18,421+
41	12/29	at NYI	SOL	15-18-08	1-2	18	Schremp	0-3	4-4	42-25	Roloson/Mason	12,192
42	12/31	NSH	OTL	15-18-09	1-2	14	Legwand	0-1	2-2	32-29	Ellis/Garon	18,221+
43	1/2	COL	L	15-19-09	2-3	20p,16	Galiardi	1-3	4-5	28-37	Anderson/Mason	17,371
44	1/5	at VAN	L	15-20-09	3-7	18,20,10	H. Sedin	0-5	2-3	32-24	Luongo/Mason	18,810
45	1/7	at EDM	W	16-20-09	4-2	18,50,20p,8	Huselius	1-3	4-4	29-26	Garon/Dubnyk	16,839
46	1/8	at CGY	W	17-20-09	3-2	14,18,50	Vermette	0-2	3-3	22-22	Garon/McElhinny	19,289
47	1/10	DAL	W	18-20-09	2-0	14,50	Torres	1-5	5-5	41-26	Garon/Turco	14,501
48	1/12	at STL	L	18-21-09	1-4	51p	Steen	1-5	2-3	27-23	Mason/Garon	17,900
49	1/14	at CHI	L	18-22-09	0-3	-	Campbell	0-2	2-2	24-36	Huet/Garon	21,884
50	1/16	CHI	L	18-23-09	5-6	20,61,10,61,14	Toews	0-4	1-3	26-31	Huet/Garon	18,738+
51	1/18	STL	W	19-23-09	4-2	14,14,61p,11	Nash	1-4	3-4	30-32	Garon/Mason	14,505
52	1/19	at PHI	L	19-24-09	3-5	18p,18,61p	Pronger	2-3	4-5	28-37	Emery/Garon	19,126
53	1/21	at BOS	W	20-24-09	3-2	11,50,18p	Umberger	1-4	2-2	25-34	Mason/Rask	17,565
54	1/23	at MIN	L	20-25-09	2-4	61,50	Belanger	0-2	5-5	24-28	Backstrom/Mason	18,173
55	1/26	NSH	W	21-25-09	3-2	16,20p,33	Modin	1-4	4-4	17-31	Mason/Rinne	13,775
56	1/28	LA	L	21-26-09	1-4	50	Kopitar	0-3	2-3	30-18	Mason/Quick	13,709
57	1/30	at STL	W	22-26-09	3-2	15,51p,10	Russell	1-5	2-4	19-27	Garon/Mason	19,150
58	2/2	at COL	L	22-27-09	1-5	50s	Yip	0-4	1-1	21-26	Garon/Anderson	11,213
59	2/4	DAL	W	23-27-09	2-1	6,18	Umberger	0-0	3-3	26-23	Mason/Turco	14,028
60	2/6	BUF	W	24-27-09	4-0	23,61p,6,14p	Jurcina	2-6	5-5	25-28	Mason/Lalime	18,576+
61	2/10	SJ	W	25-27-09	3-0	61,93,50	Nash	0-4	3-3	21-40	Mason/Greiss	15,234
62	2/12	VAN	L	25-28-09	3-4	61,40,14	Samuelsson	0-2	4-5	35-35	Raycroft/Mason	16,564
63	2/14	CHI	SOL	25-28-10	4-5	20,14,61p,51	Brouwer	1-6	4-5	26-37	Niemi/Garon	17,673
64	3/2	VAN	OTL	25-28-11	3-4	17,50,15	Ehrhoff	0-6	3-4	30-31	Raycroft/Mason	14,513
65	3/6	at SJ	L	25-29-11	1-2	17	Pavelski	0-4	7-8	22-44	Nabokov/Mason	17,562
66	3/8	at LA	L	25-30-11	0-6	-	Simmonds	0-4	3-6	35-11	Mason/Quick	17,524
67	3/9	at ANA	W	26-30-11	5-2	15,93p,51,50p,16p	Tyutin	3-6	7-7	29-38	Garon/Hiller	13,700
68	3/11	ATL	W	27-30-11	2-1	18p,20	Huselius	1-4	2-2	21-29	Garon/Hedberg	13,459
69	3/13	STL	L	27-31-11	1-5	93	Backes	0-6	2-4	25-36	Mason/Mason	16,453
70	3/15	EDM	W	28-31-11	5-3	93,11,3,20,50	Huselius	0-2	4-4	29-32	Mason/Dubnyk	13,603
71	3/19	MIN	W	29-31-11	4-2	20,10,61,61	Nash	0-3	5-5	32-20	Garon/Harding	16,419
72	3/20	at NSH	OTL	29-31-12	0-1	-	Franson	0-3	3-3	33-31	Rinne/Mason	16,363
73	3/23	at NJ	L	29-32-12	3-6	50,93,20	Zajec	0-3	3-6	22-30	Brodeur/Mason	14,202
74	3/25	CHI	W	30-32-12	8-3	22,20,20,93ps,50,17,50p,12	Voracek	1-2	4-5	32-41	Mason/Huet	14,573
75	3/27	NYI	OTL	30-32-13	3-4	18p,61,44	Bailey	1-4	0-0	37-28	Roloson/Garon	16,972
76	3/28	at CHI	W	31-32-13	4-2	17,93,22,93	Commodore	0-4	4-4	20-35	Mason/Niemi	22,043
77	3/30	TB	W	32-32-13	3-2	61,51,61p	Nash	1-6	3-4	25-18	Mason/Niittymaki	15,760
78	4/1	at DET	L	32-33-13	2-3	17,18p	Bertuzzi	1-2	2-3	22-32	Howard/Mason	19,259
79	4/3	WSH	L	32-34-13	2-3	50s,50	Green	0-3	5-6	36-27	Theodore/Mason	16,957
80	4/5	at STL	OTL	32-34-14	1-2	16p	Johnson	1-6	5-6	28-34	Mason/Garon	17,601
81	4/7	at DET	L	32-35-14	3-4	18,26,12	Cleary	0-1	3-5	24-35	Howard/Mason	20,066
82	4/9	DET	SOL	32-35-15	0-1	-	Bertuzzi	0-4	4-4	22-45	Howard/Mason	18,512+

2008-09 FINAL STATISTICS

PLAYER	POS		GP	G	A	P	+/-	PIM	PP	SH	GW	S	S%	TOI
Rick Nash	LW		78	40	39	79	11	52	6	5	5	263	15.2	21:09
Kristian Huselius	LW		74	21	35	56	1	44	5	0	2	212	9.9	19:31
Jason Williams	C	ATL	41	7	11	18	-9	8	4	0	2	79	8.9	16:04
		CBJ	39	12	17	29	5	16	3	0	2	74	16.2	15:37
		TOT	80	19	28	47	-4	24	7	0	4	153	12.4	15:51
R.J. Umberger	C		82	26	20	46	-10	53	9	0	2	234	11.1	18:46
Antoine Vermette	C	OTT	62	9	19	28	-12	42	2	0	0	141	6.4	18:03
		CBJ	17	7	6	13	5	8	1	1	1	33	21.2	19:29
		TOT	79	16	25	41	-7	50	3	1	1	174	9.2	18:21
Jakub Voracek	RW		80	9	29	38	11	44	0	0	1	101	8.9	12:39
Manny Malhotra	C		77	11	24	35	9	28	0	0	3	116	9.5	18:00
Fedor Tyutin	D		82	9	25	34	1	81	5	1	0	167	5.4	23:30
Derick Brassard	C		31	10	15	25	12	17	3	0	1	59	16.9	14:25
Fredrik Modin	LW		50	9	16	25	2	28	2	0	0	113	8	16:52
Mike Commodore	D		81	5	19	24	11	100	0	0	0	103	4.9	22:53
Jason Chimera	LW		49	8	14	22	8	41	1	0	1	115	7	16:14
Michael Peca	C		71	4	18	22	-6	58	0	0	2	74	5.4	14:06
Jan Hejda	D		82	3	18	21	23	38	0	0	1	66	4.5	22:22
Kris Russell	D		66	2	19	21	-10	28	1	0	1	86	2.3	16:07
Raffi Torres	LW		51	12	8	20	-4	23	2	0	6	74	16.2	12:05
Marc Methot	D		66	4	13	17	7	55	0	0	0	58	6.9	17:57
Jared Boll	RW		75	4	10	14	-6	180	1	0	0	73	5.5	8:53
Andrew Murray	C		67	8	3	11	-6	10	1	0	3	89	9	11:16
Rostislav Klesla	D		34	1	8	9	2	38	0	0	0	30	3.3	20:58
Jiri Novotny	C		42	4	3	7	4	14	0	1	0	56	7.1	13:20
Christian Backman	D		56	2	5	7	5	32	1	0	1	54	3.7	15:39
Derek Dorsett	RW		52	4	1	5	-1	150	0	0	1	59	6.8	8:53
Nikita Filatov	LW		8	4	0	4	3	0	0	0	1	10	40	8:07
Chris Gratton	C	TB	18	0	2	2	-3	10	0	0	0	16	0	10:47
		CBJ	6	0	1	1	2	2	0	0	0	4	0	9:45
		TOT	24	0	3	3	-1	12	0	0	0	20	0	10:32
Craig MacDonald	C		8	1	1	2	1	0	0	0	1	6	16.7	10:39
Ole-Kristian Tollefsen	D		19	0	1	1	-4	37	0	0	0	12	0	10:20
Alexandre Picard	LW		15	0	1	1	-1	26	0	0	0	10	0	6:53
Aaron Rome	D		8	0	1	1	1	0	0	0	0	7	0	15:28
Clay Wilson	D		5	0	1	1	-2	0	0	0	0	9	0	9:26
Derek MacKenzie	C		1	0	0	0	-1	2	0	0	0	1	0	7:15
Maksim Mayorov	RW		3	0	0	0	0	0	0	0	0	1	0	5:44
Michael York	LW		1	0	0	0	0	0	0	0	0	1	0	13:15
TOTALS			82	220	371	591	73	1205	41	8	35	2370	9.3	

GOALTENDERS	GP	MIN	GAA	W	L	OT	EN	SO	GA	SA	SV%
Steve Mason	61	3,664	33	20	7	10	140	1,658	1,518	2.29	.916
Pascal Leclaire	12	674	4	6	1	0	43	324	281	3.83	.867
Fredrik Norrena	8	323	1	3	2	0	17	133	116	3.16	.872
Dan LaCosta	3	156	2	0	0	1	4	80	76	1.54	.950
Wade Dubielewicz	3	169	1	2	0	0	10	77	67	3.55	.870
TOTALS	82	4,986	41	31	10	11	214	2,272	2,058	2.58	.906

2008-09 SEASON NOTES

- Completed their eighth NHL season with a 41-31-10 record (92 pts.), finishing fourth in the Central Division, seventh in the Western Conference and 16th in the NHL, setting franchise records for wins and points in a season.
- After beginning the season 3-6-0 through Oct. 27, went 38-25-10 and posted winning months in five consecutive months – Nov.: 6-4-3; Dec.: 7-6-1; Jan.: 7-5-1; Feb.: 7-4-1 and Mar.: 9-4-2.
- Compiled franchise-best records at home (25-13-3, 53 pts.) and on the road record (16-18-7, 39 pts.).
- Went 13-3-2 vs. Eastern Conference teams, which was the best record among all Western Conference clubs.
- Left wing Rick Nash tallied 40-39-79 in 78 games, leading club in goals for the fifth-straight season and points for the second year in a row and setting a club record with 24 multi-point games. He collected two hat tricks – Jan. 27 vs. Detroit and Mar. 7 at Detroit in which he became the first player to score three unassisted goals since 1948 (Montreal's Maurice Richard). He notched 1-2-3 at the All-Star Game on Jan. 25 and won the NHL Foundation Player Award for his efforts in the community.
- Goaltender Steve Mason went 33-20-7 with a 2.29 GAA, .916 SV% and 10 SO in 61 games to earn the Calder Memorial Trophy as the NHL's top rookie, Second Team NHL All-Star and All-Rookie Team honors. His 10 shutouts led the NHL, set a franchise record and were the most by a rookie since 1969-70 (Chicago's Tony Esposito, NHL record 15).
- Right wing Jakub Voracek tallied 9-29-38 (one point shy of club rookie points record), +11 in 80 games and ranked second among NHL rookies in assists, eighth-T in plus/minus and 10th in points, while center Derick Brassard was leading all NHL rookies in scoring with 10-15-25 and was +12 in 31 games when he suffered a season-ending injury at Dallas on Dec. 18.

GM	DATE	OPPONENT	RESULT	RECORD	SCORE	CBJ GOAL SCORERS	GWG	PP	PK	SF-SA	W/L GOALIE	ATTN.
1	10/10	at DAL	OTW	01-00-00	5-4	93,20,17,16,61	Nash	0-3	6-7	27-31	Leclaire/Turco	18,532
2	10/11	at PHX	L	01-01-00	1-3	16p	Mueller	1-4	5-7	29-30	Bryzgalov/Leclaire	17,125
3	10/14	at SJ	L	01-02-00	2-5	20p,5p	Marleau	2-6	1-2	33-25	Nabokov/Leclaire	17,496
4	10/17	NSH	W	02-02-00	5-3	61,28,93,61p,25p	Nash	2-4	5-5	28-30	Leclaire/Ellis	17,930
5	10/18	at NSH	L	02-03-00	3-6	25,3,61	Erat	0-4	4-4	26-30	Ellis/Norrena	13,259
6	10/21	VAN	W	03-03-00	4-2	25,20p,15,61	Dorsett	1-4	3-4	32-25	Leclaire/Luongo	12,057
7	10/24	NYR	L	03-04-00	1-3	93	Dubinsky	0-6	6-7	26-32	Lundqvist/Leclaire	14,724
8	10/25	at MIN	L	03-05-00	1-2	97	Nolan	0-2	4-4	26-23	Backstrom/Norrena	18,568
9	10/27	ANA	L	03-06-00	2-3	12s,16	Selanne	0-6	4-5	32-24	Giguere/Norrena	10,494
10	10/30	at COL	W	04-06-00	4-2	16,25,17,8	Murray	0-0	2-4	32-17	Norrena/Raycroft	14,945
11	11/1	CHI	SOL	04-06-01	3-4	18p,51s,20	Toews	1-10	2-4	51-24	Huet/Norrena	14,680
12	11/3	at NYI	OTL	04-06-02	3-4	3,18p,18	Campoli	1-7	2-2	34-29	MacDonald/Norrena	10,184
13	11/5	EDM	W	05-06-02	5-4	20p,16,18,33,27	Malhotra	1-6	4-5	38-26	Mason/Roloson	11,228
14	11/7	MTL	W	06-06-02	4-3	18,3,33,20x	Huselius	0-8	5-7	28-37	Mason/Halak	14,603
15	11/8	CGY	W	07-06-02	3-1	25,16,27	Brassard	0-7	5-6	28-23	Mason/McElhinney	14,088
16	11/12	PHX	L	07-07-02	2-5	61p,16	Porter	1-4	5-5	33-30	Bryzgalov/Mason	11,350
17	11/14	at BUF	W	08-07-02	6-1	18,19,16,27,18,61	Peca	0-2	7-8	25-37	Leclaire/Lalime	18,690
18	11/15	at MIN	SOL	08-07-03	2-3	20,61	Zidlicky	0-1	2-3	26-30	Backstrom/Mason	18,568
19	11/18	EDM	L	08-08-03	2-7	20,61p	Pouliot	1-7	1-3	39-19	Roloson/Leclaire	12,689
20	11/22	at ATL	W	09-08-03	2-0	61,18	Nash	0-3	2-2	31-15	Mason/Pavelec	15,561
21	11/26	PHX	L	09-09-03	2-3	20,25	Tikhonov	0-8	5-6	40-25	Tellqvist/Mason	14,569
22	11/28	at DET	L	09-10-03	3-5	91,51,51	Hossa	0-6	3-5	16-35	Osgood/Leclaire	20,066
23	11/29	WSH	W	10-10-03	3-0	14,61,61s	Torres	0-3	5-5	31-26	Mason/Johnson	17,448
24	12/1	VAN	W	11-10-03	3-2	33p,17,20	Huselius	1-8	2-4	29-32	Mason/Schneider	13,299
25	12/4	at SJ	L	11-11-03	2-3	61,33	Thornton	0-2	4-6	31-22	Nabokov/Mason	17,496
26	12/6	at LA	L	11-12-03	0-3	-	Simmonds	0-4	2-2	23-18	LaBarbera/Mason	15,235
27	12/7	at ANA	L	11-13-03	3-5	16p,10,33	Ryan	1-6	3-3	32-34	Giguere/Mason	16,914
28	12/11	NSH	SOW	12-13-03	2-1	22, 93x	Voracek	0-4	3-3	36-26	Mason/Ellis	13,484
29	12/13	NYI	W	13-13-03	3-1	33p,25,17	Chimera	1-2	3-3	35-25	Mason/MacDonald	15,443
30	12/14	at CHI	L	13-14-03	1-3	33	Havlat	0-1	2-3	32-31	Huet/Mason	21,379
31	12/17	SJ	OTW	14-14-03	2-1	19,18	Umberger	0-3	5-5	32-48	Mason/Nabokov	13,884
32	12/18	at DAL	SOL	14-14-04	5-6	61,16p,18,20,61	Richards	1-4	2-4	28-17	Turco/Leclaire	16,281
33	12/20	at PHX	L	14-15-04	0-2	-	Reinprecht	0-2	3-3	33-24	Bryzgalov/Mason	16,125
34	12/23	LA	L	14-16-04	0-3	-	Ivanans	0-5	3-3	24-42	Quick/Mason	15,145
35	12/27	PHI	W	15-16-04	3-0	8,17p,27	Hejda	1-6	3-3	33-20	Mason/Niittymaki	18,402+
36	12/29	at LA	W	16-16-04	2-0	10p,61	Russell	1-3	4-4	25-24	Mason/Quick	18,118
37	12/31	at ANA	W	17-16-04	2-0	11,19	MacDonald	0-4	5-5	29-27	Mason/Giguere	16,758
38	1/2	at COL	W	18-16-04	6-1	20,61ps,20,22,93,18p	Nash	1-4	6-6	30-24	Mason/Budaj	14,482
39	1/3	at STL	L	18-17-04	2-5	22,33	Tkachuk	0-5	5-9	22-27	Legace/Mason	19,150
40	1/6	at DET	L	18-18-04	0-3	-	Datsyuk	0-3	2-4	23-40	Conklin/Mason	19,717
41	1/9	at WSH	W	19-18-04	3-0	18,51p,40p	Umberger	2-7	6-6	23-45	Mason/Theodore	18,277
42	1/10	MIN	W	20-18-04	4-2	28,15,28,28	Filatov	0-2	2-3	32-23	Mason/Harding	16,605
43	1/13	COL	W	21-18-04	4-3	93,18p,20,19	Peca	1-4	3-4	27-26	Mason/Raycroft	15,343
44	1/16	NJ	L	21-19-04	1-2	27	Madden	0-3	0-1	27-28	Weekes/Mason	17,738
45	1/18	at VAN	SOW	22-19-04	6-5	27,29p,61,22,14,29x	Williams	1-2	3-4	28-30	Mason/Luongo	18,630
46	1/20	at EDM	L	22-20-04	3-4	40,3,29	Hemsky	0-2	1-2	23-22	Roloson/Mason	16,839
47	1/21	at CGY	SOL	22-20-05	4-5	18,18p,93,61s	Bertuzzi	1-5	5-6	33-31	Kiprusoff/Mason	19,289
48	1/27	DET	OTW	23-20-05	3-2	61s,61p,61	Nash	1-3	1-2	23-23	Mason/Osgood	16,348
49	1/30	OTT	W	24-20-05	1-0	93	Voracek	0-6	5-5	25-18	Mason/Auld	17,080
50	1/31	DAL	L	24-21-05	3-7	20,51p,40	Neal	1-4	3-3	38-31	Turco/Dubielewicz	18,049
51	2/3	STL	L	24-22-05	2-4	18p,51	Boyes	1-5	4-4	35-22	Mason/Mason	13,560
52	2/6	at PIT	L	24-23-05	1-4	51p	Sykora	1-5	0-1	34-25	Fleury/Dubielewicz	17,050
53	2/7	SJ	OTW	25-23-05	2-3	29,61,5	Backman	0-1	4-5	20-30	LaCosta/Nabokov	18,144+
54	2/10	COL	W	26-23-05	3-0	17,29,33	Murray	0-2	3-3	30-31	LaCosta/Budaj	14,506
55	2/13	DET	W	27-23-05	3-2	14,25,29	Williams	0-4	4-4	25-34	Mason/Osgood	18,802+
56	2/14	at CAR	W	28-23-05	5-1	22,20p,18p,27,20	Huselius	2-4	3-3	20-27	Mason/Ward	18,680
57	2/16	DAL	SOL	28-23-06	2-3	18p,18	Neal	1-6	3-3	43-22	Turco/Mason	15,006
58	2/18	STL	W	29-23-06	4-3	51p,27,61,17	Murray	1-3	4-5	21-24	Mason/Mason	14,305
59	2/19	at TOR	SOW	30-23-06	4-3	61,18,20,61x	Nash	0-2	4-5	34-35	Mason/Pogge	19,179
60	2/21	ANA	L	30-24-06	2-5	61p,20p	Perry	2-8	1-2	28-13	Giguere/Mason	18,628+
61	2/24	at CGY	L	30-25-06	1-4	18	Phaneuf	0-4	1-2	29-28	Kiprusoff/Mason	19,289
62	2/26	at EDM	W	31-25-06	1-0	14	Torres	0-4	2-2	32-19	Mason/Roloson	16,839
63	3/1	at VAN	L	31-26-06	1-3	61	Kesler	0-5	4-5	20-30	Luongo/Mason	18,630
64	3/3	LA	W	32-26-06	5-4	93,14p,27,12,27	Malhotra	1-1	2-3	25-26	Mason/Quick	15,049
65	3/5	at NSH	L	32-27-06	2-4	29,61	Sullivan	0-3	2-2	33-23	Rinne/Mason	13,064
66	3/7	at DET	W	33-27-06	8-2	14,18,29,61s,61,18,17,61	Williams	1-2	6-6	28-46	Mason/Osgood	20,066
67	3/10	BOS	W	34-27-06	2-0	14p,61	Torres	1-3	3-3	34-35	Mason/Thomas	16,675
68	3/12	PIT	SOW	35-27-06	4-3	20,29,50,20x	Huselius	0-6	3-4	28-41	Mason/Fleury	19,167+
69	3/13	at CHI	W	36-27-06	5-3	50,20,50p,14,61s	Torres	1-2	4-6	22-30	Dubielewicz/Huet	22,176
70	3/15	DET	L	36-28-06	0-4	-	Hossa	0-4	4-5	23-30	Osgood/Mason	18,685+
71	3/18	CHI	OTW	37-28-06	4-3	18,15,61,50	Vermette	0-5	6-7	28-27	Mason/Huet	15,190
72	3/21	at FLA	W	38-28-06	3-1	14,14,50	Torres	0-1	3-3	27-23	Mason/Vokoun	17,032
73	3/24	at TB	OTL	38-28-07	1-2	8	St. Louis	0-3	0-1	34-17	McKenna/Mason	14,454
74	3/26	CGY	W	39-28-07	5-0	27,29p,14,18,29p	Malhotra	2-5	7-7	36-33	Mason/Kiprusoff	16,327
75	3/28	at STL	SOL	39-28-08	3-4	50s,20,61	Perron	0-3	5-5	27-28	Mason/Mason	19,250
76	3/29	STL	L	39-29-08	2-5	51p,61	Perron	1-4	5-6	28-27	Mason/Mason	17,095
77	3/31	NSH	W	40-29-08	2-1	18,14	Torres	0-2	2-2	33-22	Mason/Rinne	14,495
78	4/4	at NSH	SOL	40-29-09	4-5	61,12,61p,29	Koistinen	1-3	6-7	23-33	Rinne/Mason	16,750
79	4/5	CHI	OTL	40-29-10	0-1	-	Versteeg	0-3	3-3	20-25	Khabibulin/Mason	15,957
80	4/8	at CHI	SOW	41-29-10	4-3	50,29,61,51x	Tyutin	0-1	2-3	22-27	Mason/Khabibulin	21,536
81	4/10	at STL	L	41-30-10	1-3	12	Tkachuk	0-0	4-6	17-25	Mason/Mason	19,250
82	4/11	MIN	L	41-31-10	3-6	61,40,15	Gaborik	0-3	5-6	28-28	Harding/Mason	19,013

2007-08 FINAL STATISTICS

PLAYER	POS	GP	G	A	P	+/-	PIM	PP	SH	GW	S	S%	TOI
Rick Nash	LW	80	38	31	69	2	95	10	4	6	329	11.6	20:29
Nikolai Zherdev	RW	82	26	35	61	-9	34	7	0	3	254	10.2	19:22
Michael Peca	C	65	8	26	34	-1	64	3	0	3	86	9.3	18:34
Ron Hainsey	D	78	8	24	32	-7	25	8	0	0	161	5.0	22:33
Jason Chimera	LW	81	14	17	31	-5	98	1	1	3	198	7.1	17:29
Manny Malhotra	C	71	11	18	29	-3	34	2	0	2	112	9.8	16:27
Sergei Fedorov	C	50	9	19	28	-3	30	5	0	1	94	9.6	17:27
David Vyborny	RW	66	7	19	26	-8	34	2	0	0	106	6.6	15:29
Dan Fritsche	C	69	10	12	22	2	22	1	1	4	109	9.2	12:20
Jiri Novotny	C	65	8	14	22	-10	24	1	0	0	91	8.8	17:43
Rostislav Klesla	D	82	6	12	18	7	60	3	0	1	130	4.6	23:12
Adam Foote	D	63	1	14	15	3	95	0	1	0	57	1.8	24:01
Dick Tarnstrom	D	29	1	4	5	-6	40	0	0	0	22	4.5	19:35
	CBJ	19	2	7	9	-5	12	1	0	0	22	9.1	19:03
	TOT	48	3	11	14	-11	52	1	0	0	44	6.8	19:22
Jan Hejda	D	81	0	13	13	20	61	0	0	0	71	0.0	21:07
Fredrik Modin	LW	23	6	6	12	1	20	2	0	1	41	14.6	16:50
Curtis Glencross	LW	36	6	6	12	3	25	1	0	1	63	9.5	12:07
Andrew Murray	C	39	6	4	10	0	12	0	0	0	45	13.3	11:42
Jared Boll	RW	75	5	5	10	-4	226	0	0	3	63	7.9	8:00
Kris Russell	D	67	2	8	10	-12	14	1	0	1	90	2.2	14:47
Gilbert Brule	C	61	1	8	9	-4	24	0	0	1	74	1.4	9:53
Kris Beech	C	16	5	4	9	3	2	2	0	0	24	20.8	12:59
Joakim Lindstrom	C	25	3	4	7	0	14	2	0	1	25	12.0	9:26
Ole-Kristian Tollefsen	D	51	2	2	4	-3	111	0	1	0	21	9.5	12:18
Duvie Westcott	D	23	1	3	4	-10	30	1	0	0	27	3.7	16:25
Derek MacKenzie	C	17	2	0	2	-2	8	0	0	0	19	10.5	7:46
Pascal Leclaire	G	54	0	2	2	0	2	0	0	0	0	0.0	55:19
Aaron Rome	D	17	1	1	2	-4	33	0	0	0	15	6.7	18:10
Clay Wilson	D	7	1	1	2	3	2	0	0	0	12	8.3	16:55
Derick Brassard	C	17	1	1	2	-4	6	0	0	0	13	7.7	9:03
Fredrik Norrena	G	37	0	1	1	0	0	0	0	0	0	0.0	52:58
Jody Shelley	LW	31	0	0	0	-2	44	0	0	0	10	0.0	4:20
Tom Sestito	LW	1	0	0	0	0	17	0	0	0	0	0.0	4:36
Adam Pineault	RW	3	0	0	0	-2	0	0	0	0	5	0.0	11:02
Alexandre Picard	LW	3	0	0	0	0	2	0	0	0	1	0.0	6:46
Marc Methot	D	9	0	0	0	-1	8	0	0	0	9	0.0	14:13
Zenon Konopka	C	3	0	0	0	0	15	0	0	0	4	0.0	7:54
Dan LaCosta	G	1	0	0	0	0	0	0	0	0	0	0.0	13:09
TOTALS		82	190	317	507		1303	53	8	31	2381	8.0	

GOALTENDERS	GP	MIN	GAA	W	L	OT	EN	SO	GA	SA	SV%
Dan LaCosta	1	13	0	0	0	0	0	5	5	0.00	1.000
Pascal Leclaire	54	2,986	24	17	6	9	112	1379	1267	2.25	.919
Fredrik Norrena	37	1,960	10	19	6	2	89	856	767	2.72	.896
TOTALS	82	4,959	34	36	12	11	201	2240	2039	2.43	.910

2007-08 SEASON NOTES

- Completed their seventh season in the NHL with a 34-36-12 record (80 pts.), finishing fourth in the Central Division, 13th in the Western Conference and 25th in the NHL and hitting the 80-point mark for the first time in franchise history.
- Got off to the best start in franchise history with an 8-3-2 record through its first 11 games and had a winning record every day from Oct. 23 through Apr. 2.
- Ranked eighth in the NHL in goals-against average, allowing 2.56 per game, which was the lowest in franchise history, and had the ninth-ranked penalty killing unit in the league at 83.3 percent.
- Posted a 23-18-9 record in games outside the Central Division, but were just 11-18-3 against divisional opponents.
- Left wing Rick Nash tallied 38-31-69 in 80 games, became the first player in club history to record three 30-goal seasons and led the club in goals for the fourth-straight year. He played in his third All-Star Game at Atlanta's Philips Arena on Jan. 27 and set an ASG record when he scored just :12 into the game and became the 15th player to record a hat trick in ASG history.
- Goaltender Pascal Leclaire went 24-17-6 with a 2.25 GAA, .919 SV% and nine SO in 54 games, ranking second in the NHL in shutouts, seventh in goals-against average and 11th in save percentage.
- LW Jason Chimera set a franchise record by playing in 243 consecutive games from Oct. 9, 2005 to Apr. 5, 2008 (previous record was 194 by David Vyborny).
- Right wing David Vyborny tallied 7-19-26 in 66 games and concluded his CBJ career with 113-204-317 in 543 games, becoming the first player to appear in 500 games as a Blue Jacket.

GM	DATE	OPPONENT	RESULT	RECORD	SCORE	CBJ GOAL SCORERS	GWG	PP	PK	SF-SA	W/L GOALIE	ATTN.
1	10/5	ANA	W	01-00-00	4-0	61,91p,61p,6p	Nash	3-11	7-7	37-28	Leclaire/Bryzgalov	17,852
2	10/6	at MIN	L	01-01-00	2-3	6p,52s	Burns	1-1	4-4	21-31	Backstrom/Norrena	18,568
3	10/10	PHX	W	02-01-00	3-0	27,25,40	Malhotra	0-3	6-6	33-32	Leclaire/Aebischer	11,944
4	10/14	at COL	L	02-02-00	1-5	97	Hejduk	0-5	5-7	25-26	Budaj/Leclaire	16,153
5	10/17	DAL	SOL	02-02-01	2-3	61,12p	Jokinen	1-5	3-3	35-30	Smith/Norrena	11,820
6	10/19	at BUF	W	03-02-01	3-0	19,61p,13	Peca	1-6	5-5	29-21	Leclaire/Miller	18,690
7	10/21	VAN	L	03-03-01	1-4	61p	Biekas	1-10	5-6	36-19	Sanford/Leclaire	12,667
8	10/23	at CHI	W	04-03-01	7-4	61,12,12,91p,61,13,55a	Nash	1-4	6-6	26-28	Norrena/Khabibulin	10,884
9	10/25	STL	W	05-03-01	3-0	40,61p,12	Boll	1-3	2-2	28-36	Leclaire/Toivonen	12,786
10	10/27	SJ	W	06-03-01	2-1	49,91p	Fedorov	1-7	5-5	18-17	Leclaire/Nabokov	13,234
11	10/31	at LA	W	07-03-01	4-1	25,17,25,61s	Brule	0-5	5-6	36-34	Leclaire/LaBarbera	11,491
12	11/1	at ANA	SOL	07-03-02	1-2	13p	Schneider	1-6	6-6	20-34	Giguere/Norrena	17,174
13	11/4	STL	W	08-03-02	3-0	27,61,25	Malhotra	0-4	4-4	25-21	Leclaire/Toivonen	13,254
14	11/7	at CHI	L	08-04-02	2-5	97,13	Seabrook	0-6	2-2	26-35	Lalime/Norrena	9,717
15	11/9	at DET	L	08-05-02	1-4	61p	Holmstrom	1-7	4-6	16-36	Hasek/Leclaire	18,654
16	11/10	at NSH	SOL	08-05-03	3-4	11,27p,13	Erat	1-7	7-9	39-29	Mason/Norrena	15,947
17	11/12	NSH	L	08-06-03	1-4	9	Erat	0-1	3-3	30-31	Mason/Leclaire	12,554
18	11/14	CHI	W	09-06-03	4-2	61,91,49,25	Fritzsche	0-1	3-3	21-18	Leclaire/Lalime	13,622
19	11/16	at STL	L	09-07-03	2-3	11,61	Mayers	0-6	3-3	30-23	Legace/Norrena	19,150
20	11/18	DET	SOL	09-07-04	4-5	10p,91p,61p,13	Franzen	3-5	2-4	40-35	Osgood/Leclaire	15,503
21	11/21	FLA	L	09-08-04	2-5	11p,61	Olesz	1-6	3-6	36-29	Vokoun/Leclaire	13,326
22	11/23	at MIN	W	10-08-04	4-0	19p,9p,49s,61	Peca	2-5	9-9	29-32	Leclaire/Backstrom	18,568
23	11/24	DET	SOW	11-08-04	3-2	27,12,61x	Nash	0-4	2-3	28-25	Leclaire/Osgood	17,513
24	11/26	at EDM	L	11-09-04	1-3	6p	Cogliano	1-7	3-3	37-20	Rolason/Norrena	16,839
25	11/29	at VAN	L	11-10-04	0-2	-	Ohlund	0-5	4-4	26-21	Luongo/Norrena	18,630
26	12/01	at CGY	OTW	12-10-04	4-3	13,11,24p,11	Glencross	1-3	4-5	26-36	Norrena/Kiprusoff	19,289
27	12/03	DAL	SOL	12-10-05	1-2	13	Hagman	0-5	5-5	26-34	Turco/Leclaire	12,233
28	12/05	COL	W	13-10-05	5-4	61,61,38p,13,49	Fritzsche	1-3	2-3	31-36	Norrena/Budaj	12,851
29	12/08	MIN	L	13-11-05	1-2	13	Rolston	0-1	4-4	32-26	Backstrom/Leclaire	15,666
30	12/10	ANA	OTL	13-11-06	3-4	97p,24,13p	Pronger	2-9	3-6	35-28	Giguere/Leclaire	11,984
31	12/12	COL	W	14-11-06	4-1	27,40,24,91	Boll	0-2	3-3	16-16	Norrena/Theodore	13,150
32	12/15	at BOS	L	14-12-06	0-2	-	Reich	0-5	2-3	32-18	Auld/Norrena	14,058
33	12/18	CGY	L	14-13-06	1-3	11	Tanguay	0-6	5-6	37-23	Kiprusoff/Leclaire	13,181
34	12/21	LA	W	15-13-06	2-1	12,13	Zherdev	0-2	6-7	35-34	Norrena/LaBarbera	14,034
35	12/23	NSH	L	15-14-06	1-3	49	Dumont	0-4	3-4	31-32	Mason/Norrena	15,481
36	12/26	ATL	W	16-14-06	2-0	49p,40	Fritzsche	1-4	2-2	28-21	Leclaire/Lehtonen	15,726
37	12/27	at NSH	L	16-15-06	3-4	24p,9p,12	Koistinen	2-6	5-6	39-32	Mason/Norrena	14,331
38	12/29	CAR	W	17-15-06	4-1	13,97p,13,24	Klesla	1-6	3-4	23-24	Leclaire/Ward	17,453
39	12/31	EDM	W	18-15-06	4-2	12,61s,61p,61	Nash	1-3	4-4	33-28	Leclaire/Rolason	16,774
40	01/02	at ANA	L	18-16-06	1-2	51	Pronger	0-5	4-5	27-34	Giguere/Leclaire	17,174
41	01/03	at LA	W	19-16-06	4-3	91,38,19,19	Peca	0-3	5-5	28-33	Norrena/LaBarbera	14,173
42	01/05	at SJ	L	19-17-06	2-3	51,91p	Rissmiller	1-3	1-1	23-19	Nabokov/Norrena	17,496
43	01/08	at STL	L	19-18-06	1-6	61	McDonald	0-2	2-3	18-31	Legace/Norrena	14,818
44	01/11	STL	W	20-18-06	6-4	61,6p,25,13,49,13p	Fritzsche	2-5	5-6	37-30	Leclaire/Toivonen	15,233
45	01/12	NSH	SOW	21-18-06	2-1	97,13x	Zherdev	0-1	3-3	29-27	Leclaire/Mason	16,230
46	01/15	VAN	W	22-18-06	3-2	6p,13p,25	Chimera	2-7	2-3	21-27	Leclaire/Luongo	13,555
47	01/17	at PHX	W	23-18-06	4-3	61,97p,13,61	Nash	1-2	5-7	32-35	Leclaire/Tellqvist	11,114
48	01/19	at DAL	L	23-19-06	1-3	13p	Barnes	1-3	3-3	30-14	Smith/Norrena	17,811
49	01/20	at COL	L	23-20-06	1-3	33	Guite	0-2	3-3	27-27	Theodore/Leclaire	17,197
50	01/22	at DAL	W	24-20-06	4-2	2,51,2p,61p	Russell	2-6	6-6	30-33	Leclaire/Smith	17,087
51	01/24	at CHI	W	25-20-06	1-0	40	Boll	0-5	6-6	27-30	Leclaire/Khabibulin	16,094
52	01/29	PHX	L	25-21-06	2-4	33,25	Mueller	0-2	2-3	24-28	Bryzgalov/Leclaire	15,127
53	01/31	at NSH	L	25-22-06	2-4	13p,49	Fiddler	1-3	6-7	33-31	Mason/Leclaire	13,745
54	02/02	MIN	L	25-23-06	1-4	16	Rolston	0-4	3-3	34-20	Backstrom/Norrena	18,529
55	02/05	WSH	OTL	25-23-07	3-4	61s,25,61	Ovechkin	0-4	3-3	31-37	Johnson/Norrena	14,450
56	02/07	at PHX	W	26-23-07	2-1	25s,13p	Zherdev	1-4	6-7	33-27	Norrena/Bryzgalov	13,918
57	02/08	at SJ	OTL	26-23-08	1-2	25	Thornton	0-2	3-4	32-22	Nabokov/Norrena	17,210
58	02/10	LA	SOL	26-23-09	2-3	6p,61p	O'Sullivan	2-4	2-3	33-34	Cloutier/Leclaire	15,823
59	02/13	CHI	L	26-24-09	2-7	23p,33p	Byfuglien	2-6	3-5	26-31	Khabibulin/Norrena	14,918
60	02/15	at DET	W	27-24-09	5-1	61p,33,13,33,6p	Modin	2-5	3-4	23-21	Leclaire/Osgood	20,066
61	02/17	at STL	L	27-25-09	1-5	61s	Perron	0-4	4-7	19-28	Legace/Leclaire	19,150
62	02/19	at TOR	L	27-26-09	1-3	13	Antropov	0-4	4-5	27-25	Toskala/Leclaire	19,347
63	02/21	at OTT	SOW	28-26-09	3-2	61,91,61x	Nash	0-1	3-4	24-29	Leclaire/Emery	19,612
64	02/23	at MTL	W	29-26-09	3-0	61,51,27	Nash	0-3	6-6	22-31	Leclaire/Price	21,273
65	02/27	SJ	L	29-27-09	2-4	9,9	Roenick	0-2	3-5	19-32	Nabokov/Leclaire	16,029
66	02/29	at VAN	OTW	30-27-09	3-2	51,61,25	Chimera	0-3	4-4	33-23	Leclaire/Luongo	18,630
67	03/02	at EDM	SOL	30-27-10	3-4	61,25,23	Hemsky	0-4	5-6	38-29	Garon/Leclaire	16,839
68	03/04	at CGY	L	30-28-10	0-1	-	Conroy	0-6	4-4	39-19	Kiprusoff/Leclaire	19,289
69	03/07	EDM	OTL	30-28-11	1-2	49	Cogliano	0-4	1-2	31-17	Garon/Leclaire	14,933
70	03/09	TB	W	31-28-11	5-3	9,26,19,25p,12	Chimera	1-4	7-7	25-27	Leclaire/Smith	14,796
71	03/14	CHI	L	31-29-11	3-6	33p,49,61	Kane	1-5	1-3	32-25	Lalime/Norrena	15,699
72	03/16	DET	W	32-29-11	4-3	27,55,27,13	Zherdev	0-2	4-6	17-46	Norrena/Hasek	18,188
73	03/18	CGY	W	33-29-11	3-0	61,27,27	Nash	0-3	2-2	38-18	Norrena/Kiprusoff	14,270
74	03/19	at DET	L	33-30-11	1-3	27p	Zetterberg	1-7	4-5	23-27	Osgood/Norrena	19,061
75	03/22	DET	L	33-31-11	1-4	61	Zetterberg	0-5	3-5	12-21	Hasek/Norrena	17,681
76	03/25	at NSH	L	33-32-11	0-3	-	Hlavac	0-6	3-4	36-24	Ellis/Norrena	16,330
77	03/26	CHI	W	34-32-11	4-0	38p,4,9,19	Lindstrom	1-6	3-3	36-17	Norrena/Khabibulin	14,454
78	03/28	NSH	L	34-33-11	0-2	-	Hlavac	0-2	3-3	43-25	Ellis/Norrena	15,495
79	03/30	at CHI	SOL	34-33-12	4-5	51,19p,13,26	Kane	1-5	4-7	35-33	Khabibulin/Norrena	20,885
80	04/03	at DET	L	34-34-12	2-3	6p,44	Zetterberg	1-6	6-7	22-39	Hasek/Leclaire	19,435
81	04/05	at STL	L	34-35-12	0-3	-	Boyes	0-2	2-4	25-25	Legace/Leclaire	19,150
82	04/06	STL	L	34-36-12	1-4	19p	Boyes	1-5	4-5	36-19	Toivonen/Norrena	17,739

2006-07 FINAL STATISTICS

PLAYER	POS	GP	G	A	P	+/-	PIM	PP	SH	GW	S	S%	TOI
David Vyborny	RW	82	16	48	64	6	60	6	0	2	158	10.1	20:20
Rick Nash	LW	75	27	30	57	-8	73	9	1	5	228	11.8	19:11
Fredrik Modin	LW	79	22	20	42	-3	50	6	0	4	220	10.0	19:06
Sergei Fedorov	C	73	18	24	42	-7	56	7	2	2	163	11.0	19:56
Jason Chimera	LW	82	15	21	36	2	91	2	2	2	151	9.9	15:22
Ron Hainsey	D	80	9	25	34	-19	69	7	0	0	136	6.6	22:53
Nikolai Zherdev	RW	71	10	22	32	-19	26	3	0	2	164	6.1	16:13
Dan Fritsche	C	59	12	15	27	3	35	5	1	4	81	14.8	14:02
Anson Carter	RW	54	10	17	27	-1	16	3	0	1	62	16.1	14:49
Manny Malhotra	C	82	9	16	25	-8	76	2	0	3	109	8.3	14:48
Anders Eriksson	D	79	0	23	23	12	46	0	0	0	78	0.0	20:12
Rostislav Klesla	D	75	9	13	22	-13	105	2	0	0	159	5.7	22:54
Gilbert Brule	C	78	9	10	19	-21	28	3	0	0	98	9.2	10:38
Alexander Svitov	C	76	7	11	18	-10	145	1	0	2	83	8.4	13:46
Adam Foote	D	59	3	9	12	-17	71	2	0	0	78	3.8	24:44
Duvie Westcott	D	23	4	6	10	-13	18	2	0	1	34	11.8	22:08
Aaron Johnson	D	61	3	7	10	-9	38	0	0	0	52	5.8	12:43
Geoff Platt	C	26	4	5	9	1	10	0	0	0	40	10.0	10:03
Ole-Kristian Tollefsen	D	70	2	3	5	2	123	1	0	0	39	5.1	14:13
Marc Methot	D	20	0	4	4	5	12	0	0	0	11	0.0	14:37
Mark Hartigan	C	6	1	2	3	2	2	1	0	0	11	9.1	13:50
Bryan Berard	D	11	0	3	3	-4	8	0	0	0	22	0.0	18:57
Derrick Walser	D	9	2	0	2	-1	0	2	0	0	10	20.0	12:13
Jody Shelley	LW	72	1	1	2	-6	125	0	0	0	32	3.1	4:51
Jaroslav Balastik	LW	8	1	1	2	-3	4	1	0	0	6	16.7	8:10
Joakim Lindstrom	C	9	1	0	1	-3	4	0	0	0	9	11.1	8:27
Joe Motzko	RW	7	1	0	1	0	0	0	0	0	10	10.0	6:26
Curtis Glencross	LW	ANA	2	1	0	1	-1	2	0	0	5	20.0	10:43
	CBJ	7	0	0	0	-4	0	0	0	0	3	0.0	8:42
	TOT	9	1	0	1	-5	2	0	0	0	8	12.5	9:09
Alexandre Picard	LW	23	0	1	1	-3	6	0	0	0	20	0.0	7:49
Zenon Konopka	C	6	0	0	0	-2	20	0	0	0	2	0.0	5:00
Steven Goertzen	RW	7	0	0	0	0	10	0	0	0	1	0.0	5:21
Filip Novak	D	6	0	0	0	1	2	0	0	0	3	0.0	9:55
Darcy Campbell	D	1	0	0	0	0	0	0	0	0	0	0.0	5:41
TOTALS		82	196	337	533		1337	65	6	28	2273	8.6	

GOALTENDERS		GP	MIN	GAA	W	L	OT	EN	SO	GA	SA	SV%
Tomas Popperle		2	45	1.33	0	0	0	0	0	1	14	.929
Fredrik Norrena		55	2952	2.78	24	23	3	4	3	137	1420	.904
Pascal Leclaire		24	1315	2.97	6	15	2	1	1	65	629	.897
Ty Conklin		11	491	3.30	2	3	2	0	0	27	183	.871
Brian Boucher	CHI	15	827	3.26	1	10	3	2	1	45	389	.884
	CBJ	3	142	3.80	1	1	0	0	0	9	67	.866
	TOT	18	969	3.34	2	11	3	2	1	54	456	.882
TOTALS		82	4945	2.90	33	42	7	5	4	239	2313	.897

2006-07 SEASON NOTES

- Completed their sixth season in the National Hockey League with a 33-42-7 record (73 pts.), finishing fourth in the Central Division, 11th in the Western Conference and 24th in the NHL.
- Posted a 27-26-5 record from Dec. 2 through the end of the season and set franchise records for road wins (15) and road points (33) in a season.
- Accumulated 1,357 penalty minutes in 82 games, averaging 16.5 PIM per game, which was the third-highest total in the NHL and the third-highest in club history (1,505/18.4 PIM in 2002-03; 1,396/17.0 in 2005-06).
- From Jan. 1, 2004 through the end of the 2006-07 season, Columbus was the best team in the NHL in games decided in overtime or a shootout. The Jackets went 29-16 and earned 74 of a possible 90 points (.822) during that time. Tampa Bay ranked second with a 29-18 mark and 76 of a possible 94 points (.809).
- Left wing Rick Nash tallied 27-30-57 with 73 PIM in 75 games to lead the club in goals for the third-straight season and become the franchise's all-time leader in that category with 116 in 283 games. He played in his second-consecutive All-Star Game on Jan. 24 at Dallas and tallied 2-2-4 to lead the Western Conference to a 12-9 win.
- Right wing David Vyborny led the club in scoring for the second-straight season with 16-48-64 in 82 games, setting career highs for assists. He became the second player in franchise history to record back-to-back 40-assist seasons (Ray Whitney, 2001-03) and was club's all-time leader in points (291), games played (477), assists (185), shorthanded goals (7) and multi-point games (64).
- Goaltender Fredrik Norrena went 24-23-3 with a 2.78 GAA, .904 SV% and three shutouts in 55 games to become the first netminder in franchise history to finish a season with a record over .500. He made 21 saves on Dec. 2 at Edmonton and 41 saves on Dec. 5 at Colorado to post back-to-back shutouts.

GM	DATE	OPPONENT	RESULT	RECORD	SCORE	CBJ GOAL SCORERS	GWG	PP	PK	SF-SA	W/L GOALIE	ATTN.
1	10/6	VAN	OTL	00-00-01	2-3	42p,9p	D. Sedin	2-5	3-4	20-44	Luongo/Leclaire	18,136
2	10/7	at CHI	W	01-00-01	5-4	61p,40p,27p,61,10	Westcott	3-8	5-7	24-22	Leclaire/Khabibulin	17,133
3	10/9	PHX	W	02-00-01	5-1	13p,61p,13,77,10p	Nash	3-12	9-9	29-24	Leclaire/Morrison	16,298
4	10/14	at MIN	L	02-01-01	0-5	-	Rolston	0-3	5-7	24-30	Fernandez/Leclaire	18,568
5	10/20	TOR	L	02-02-01	2-4	27,16	Peca	0-7	3-4	25-27	Raycroft/Leclaire	17,303
6	10/21	at PIT	L	02-03-01	3-5	17p,33,13p	Malkin	2-11	6-9	39-34	Fleury/Norrena	14,637
7	10/23	SJ	L	02-04-01	0-3	-	Bernier	0-7	6-8	23-32	Toskala/Leclaire	16,067
8	10/27	LA	W	03-04-01	2-0	13,33	Zherdev	0-5	8-8	14-38	Leclaire/Cloutier	16,087
9	10/28	at NJ	L	03-05-01	0-1	-	Parise	0-4	5-5	22-21	Brodeur/Leclaire	14,015
10	11/1	COL	L	03-06-01	3-5	91,33p,9	Rycroft	1-9	3-4	44-22	Theodore/Leclaire	16,007
11	11/3	CGY	SOW	04-06-01	5-4	91p,10p,9p,9p,27x	Malhotra	4-9	4-5	37-32	Leclaire/McLennan	16,103
12	11/4	at DET	L	04-07-01	1-4	6p	Zetterberg	1-9	7-7	17-37	Hasek/Leclaire	20,066
13	11/9	at STL	W	05-07-01	4-2	61p,97,49s,97	Fritsche	1-5	4-5	29-26	Leclaire/Legace	9,631
14	11/10	EDM	L	05-08-01	1-4	77p	Lupul	1-5	4-4	27-29	Rolason/Leclaire	16,902
15	11/12	at CHI	L	05-09-01	0-1	-	Kukkonen	0-8	3-3	28-19	Boucher/Norrena	14,078
16	11/15	NSH	L	05-10-01	4-5	25,61,61,33	Nichol	0-5	4-5	33-30	Vokoun/Lelclaire	16,283
17	11/17	COL	L	05-11-01	0-3	-	Stastny	0-4	3-4	25-28	Budaj/Norrena	16,375
18	11/18	at NSH	L	05-12-01	2-4	91p,49	Arnott	1-8	7-10	30-25	Vokoun/Leclaire	16,283
19	11/20	NSH	L	05-13-01	1-3	25	Nichol	0-2	5-6	24-23	Vokoun/Norrena	16,174
20	11/22	STL	SOL	05-13-02	3-4	13,97p,33	Guerin	1-6	2-2	32-38	Legace/Leclaire	15,279
21	11/24	at PHI	L	05-14-02	2-3	25,61p	Richards	1-6	4-5	41-22	Niittymaki/Leclaire	19,301
22	11/25	MIN	W	06-14-02	5-3	77,33,91,13,91p	Zherdev	1-5	3-4	33-22	Norrena/Fernandez	15,493
23	11/28	at VAN	L	06-15-02	0-1	-	Naslund	0-8	6-6	24-33	Luongo/Leclaire	18,630
24	12/1	at CGY	L	06-16-02	1-2	6p	Kobasew	1-5	4-4	19-31	Kiprusoff/Leclaire	19,289
25	12/2	at EDM	W	07-16-02	4-0	16,17p,77,49	Svitov	1-3	6-6	23-21	Norrena/Rolason	16,839
26	12/5	at COL	W	08-16-02	3-0	25,77,33	Chimera	0-2	4-4	21-42	Norrena/Budaj	17,339
27	12/9	at STL	W	09-16-02	5-1	33p,91,52,17,91	Fedorov	1-4	7-8	24-25	Norrena/Bacashihua	11,831
28	12/10	OTT	W	10-16-02	6-2	61p,61p,49p,6p,49p,27	Fritsche	5-11	6-7	31-33	Leclaire/Gerber	15,797
29	12/12	at DAL	W	11-16-02	3-1	9,49,25	Fritsche	0-6	7-8	23-26	Norrena/Turco	17,411
30	12/14	at PHX	SOL	11-16-03	4-5	77,61,91s,9	Comrie	0-5	7-9	25-29	Tellqvist/Norrena	11,301
31	12/16	CHI	L	11-17-03	4-6	61p,9,33p,16	Smolinski	2-5	1-2	36-24	Khabibulin/Norrena	17,288
32	12/18	DET	W	12-17-03	4-3	25s,61,91p,91	Fedorov	1-6	4-4	26-36	Norrena/Osgood	17,046
33	12/20	at DET	L	12-18-03	0-5	-	Cleary	0-6	4-6	27-25	Hasek/Norrena	20,066
34	12/22	VAN	W	13-18-03	3-2	44,77p,61	Nash	1-6	4-5	22-33	Norrena/Luongo	15,861
35	12/23	at NYI	L	13-19-03	0-4	-	Blake	0-9	9-9	26-23	DiPietro/Norrena	11,797
36	12/26	BOS	OTW	14-19-03	5-4	25,91s,9,91p,9	Vyborny	1-6	5-6	42-26	Norrena/Thomas	17,376
37	12/28	DET	L	14-20-03	4-7	6,9,49p,52p	Cleary	2-4	2-3	25-36	Osgood/Norrena	17,408
38	12/29	at MIN	OTL	14-20-04	3-4	25p,38,16	Walz	1-4	8-11	29-24	Fernandez/Conklin	18,568
39	12/31	CHI	W	15-20-04	3-1	91p,27,10	Malhotra	1-4	5-5	24-22	Norrena/Khabibulin	18,136
40	1/3	at LA	L	15-21-04	0-3	-	Camalleri	0-4	9-10	26-32	Garon/Norrena	16,451
41	1/5	at ANA	W	16-21-04	4-3	97,97,33,27	Malhotra	0-7	6-7	33-36	Norrena/Khabibulin	17,405
42	1/6	at SJ	L	16-22-04	2-5	17p,13p	Ehrhoff	2-7	5-10	19-33	Toskala/Norrena	17,496
43	1/9	STL	SOL	16-22-05	3-4	49,44,27p	Stempniak	1-5	3-4	22-24	Legace/Norrena	15,238
44	1/12	at NSH	L	16-23-05	0-2	-	Arnott	0-2	4-4	22-24	Vokoun/Norrena	14,136
45	1/13	NSH	L	16-24-05	1-4	6p	Smithson	1-8	3-3	40-17	Mason/Norrena	16,825
46	1/16	at CHI	OTW	17-24-05	5-4	91,97,37,33,25	Chimera	0-1	3-3	18-28	Conklin/Khabibulin	10,263
47	1/18	at NSH	L	17-25-05	0-4	-	Legwand	0-5	3-4	33-26	Mason/Conklin	10,927
48	1/19	DET	W	18-25-05	3-1	49,16p,52p	Svitov	2-8	6-6	27-42	Norrena/Hasek	18,136
49	1/26	BUF	W	19-25-05	3-2	61p,97,49	Fritsche	1-6	4-6	26-38	Norrena/Miller	18,136
50	1/27	MIN	W	20-25-05	3-2	97p,49p,77	Carter	2-7	8-9	22-37	Norrena/Fernandez	18,136
51	1/30	at VAN	SOW	21-25-05	3-2	77,49p,13x	Zherdev	1-2	1-3	22-37	Conklin/Luongo	18,630
52	1/31	at EDM	L	21-26-05	2-5	9p,33	Sykora	1-2	1-3	22-37	Markannen/Conklin	16,839
53	2/2	at CGY	L	21-27-05	2-6	97,25	Giordano	0-6	6-10	22-24	Kiprusoff/Conklin	19,289
54	2/6	PHX	L	21-28-05	0-3	-	Reinprecht	0-4	5-5	28-27	Joseph/Norrena	13,825
55	2/8	CGY	W	22-28-05	2-1	9,33	Modin	0-5	3-4	31-25	Norrena/McLennan	15,739
56	2/11	CHI	L	22-29-05	4-5	6p,77p,16,9	Bondra	2-4	3-4	28-28	Khabibulin/Leclaire	17,054
57	2/14	STL	L	22-30-05	2-4	61,16	Backes	0-3	3-3	22-17	Legace/Leclaire	14,295
58	2/16	SJ	W	23-30-05	3-0	33,17,91p	Modin	0-5	3-4	31-25	Norrena/Nabakov	16,045
59	2/18	MTL	L	23-31-05	2-3	13,17	Bouillon	0-4	4-4	33-28	Halak/Leclaire	16,116
60	2/20	at STL	SOL	23-31-06	4-5	9p,25,6p,61	Stempniak	2-4	5-8	31-35	Legace/Norrena	11,104
61	2/22	EDM	L	23-32-06	0-4	-	Horcoff	0-5	5-7	28-28	Rolason/Norrena	15,541
62	2/24	at NYR	W	24-32-06	3-2	91,25s,61s	Nash	0-2	4-5	25-42	Norrena/Lundqvist	18,200
63	2/25	NSH	SOL	24-32-07	3-4	33p,45,6	Radulov	1-4	3-4	19-29	Mason/Conklin	16,220
64	2/27	at COL	L	24-33-07	2-3	61,61	Rycroft	0-4	1-2	23-23	Budaj/Norrena	17,127
65	3/2	at DAL	SOW	25-33-07	3-2	27,91,25x	Chimera	0-1	2-3	24-24	Norrena/Turco	17,147
66	3/3	at PHX	W	26-33-07	4-3	61,25,33p,61	Nash	1-6	5-7	27-35	Boucher/Joseph	16,207
67	3/7	LA	OTW	27-33-07	3-2	47,9,9p	Vyborny	1-4	4-5	30-29	Norrena/Garon	15,154
68	3/9	DAL	L	27-34-07	0-3	-	Zubov	0-3	3-5	30-31	Turco/Norrena	17,284
69	3/10	at NSH	L	27-35-07	1-2	17	Legwand	0-4	4-4	29-33	Vokoun/Norrena	17,113
70	3/14	at ANA	SOW	28-35-07	5-4	33p,13,13,61,9x	Vyborny	1-7	5-5	27-38	Norrena/Giguere	17,174
71	3/16	at SJ	L	28-36-07	0-3	-	Thornton	0-4	6-6	35-24	Toskala/Norrena	17,496
72	3/17	at LA	L	28-37-07	3-5	47,61,47	Blake	0-7	8-10	34-20	Garon/Norrena	17,197
73	3/20	CHI	W	29-37-07	5-2	17,33,33,23p,55p	Modin	2-7	4-5	30-24	Norrena/Khabibulin	15,195
74	3/22	at DET	SOW	30-37-07	2-1	55,91x	Fedorov	0-6	5-5	30-36	Norrena/Osgood	20,066
75	3/25	STL	W	31-37-07	4-1	23p,27,33,47	Malhotra	1-3	7-8	26-26	Norrena/Bacashihua	16,007
76	3/27	at STL	W	32-37-07	4-1	6p,33,33,61p	Modin	2-7	4-5	30-24	Norrena/Khabibulin	15,195
77	3/29	ANA	L	32-38-07	2-5	44,91	Getzlaf	0-4	3-6	25-31	Giguere/Norrena	15,340
78	3/30	at CHI	L	32-39-07	1-3	25p	Havlat	1-6	2-2	32-25	Lalime/Boucher	14,111
79	4/1	DET	L	32-40-07	1-4	61	Holmstrom	0-6	2-3	32-25	Hasek/Norrena	17,350
80	4/3	at DET	L	32-41-07	0-3	-	Calder	0-6	6-6	35-23	Hasek/Norrena	20,066
81	4/5	DAL	OTW	33-41-07	2-1	27,61	Nash	0-3	6-6	28-20	Norrena/Smith	15,997
82	4/7	ANA	L	33-42-07	3-4	61,17,25	Getzlaf	0-4	1-3	45-25	Bryzgalov/Norrena	17,391

2005-06 FINAL STATISTICS

PLAYER	POS	GP	TOI	G	A	P	+/-	PIM	PP	SH	GW	S	S%
David Vyborny	RW	80	20:41	22	43	65	-9	50	5	2	6	145	15.2
Rick Nash	LW	54	18:15	31	23	54	5	51	11	0	4	170	18.2
Nikolai Zherdev	RW	73	17:35	27	27	54	-13	50	10	0	0	194	13.9
Sergei Fedorov	C	62	21:05	12	31	43	-1	64	3	1	2	142	8.5
	CBJ	67	21:01	12	32	44	-2	66	3	1	2	160	7.5
	TOT	75	16:57	10	23	33	-8	78	4	1	0	78	12.8
Jan Hrdina	C	44	22:39	12	20	32	-29	32	11	0	2	126	9.5
Bryan Berard	D	58	16:21	10	21	31	1	41	1	1	0	102	9.8
Manny Malhotra	C	80	12:40	17	13	30	-10	95	1	1	5	127	13.4
Jason Chimera	LW	81	16:32	10	18	28	-2	36	1	1	1	135	7.4
Trevor Letowski	RW	78	22:34	6	22	28	1	133	1	1	0	113	5.3
Duvie Westcott	D	66	12:50	12	10	22	-1	26	7	0	2	158	7.6
Jaroslav Balastik	LW	65	24:33	6	16	22	-16	89	2	2	1	67	9.0
Adam Foote	D	51	21:26	6	13	19	-4	75	2	0	1	84	7.1
Rostislav Klesla	D	55	17:47	2	15	17	13	43	1	0	0	81	2.5
Ron Hainsey	D	59	10:16	6	7	13	-14	22	0	0	0	93	6.5
Dan Fritsche	C	33	11:38	9	3	12	-1	22	3	0	1	54	16.7
Mark Hartigan	C	80	5:58	3	7	10	-4	163	0	0	1	39	7.7
Jody Shelley	LW	18	20:05	3	6	9	-1	20	0	0	0	42	7.1
Todd Marchant	C	26	14:11	2	6	8	9	23	1	0	1	28	7.1
Aaron Johnson	D	79	19:55	1	7	8	-8	30	0	0	0	33	3.0
Radoslav Suchy	D	44	15:15	1	6	7	-18	30	0	0	0	24	4.2
Luke Richardson	D	39	9:03	4	2	6	-3	58	0	0	0	38	10.5
Michael Rupp	RW	40	9:00	4	2	6	-3	58	0	0	0	39	10.3
	CBJ	15	11:12	0	5	5	-4	16	0	0	0	29	0.0
	TOT	7	13:11	2	2	4	-2	0	0	0	0	11	18.2
Geoff Platt	C	18	15:22	0	4	4	-3	20	0	0	0	26	0.0
Gilbert Brule	C	4	18:12	1	2	3	1	0	0	0	0	2	50.0
Tyler Wright	C	27	15:04	0	3	3	-9	43	0	0	0	27	0.0
Jamie Pushor	D	11	17:16	0	2	2	-6	11	0	0	0	16	0.0
Cale Hulse	D	33	54:39	0	1	1	0	2	0	0	0	0	0.0
Francois Beauchemin	D	49	56:51	0	1	1	0	2	0	0	0	0	0.0
Pascal Leclaire	G	1	10:42	0	0	0	0	0	0	0	0	0	0.0
Marc Denis	G	2	10:35	0	0	0	-2	0	0	0	0	3	0.0
Peter Sarno	C	2	10:53	0	0	0	-1	0	0	0	0	7	0.0
Joe Motzko	RW	3	5:11	0	0	0	0	0	0	0	0	4	0.0
Geoff Sanderson	LW	4	3:05	0	0	0	0	5	0	0	0	2	0.0
Joakim Lindstrom	C	5	16:18	0	0	0	-2	2	0	0	0	3	0.0
Cam Severson	LW	7	15:23	0	0	0	-1	2	0	0	0	7	0.0
Ole-Kristian Tollefsen	D	9	41:29	0	0	0	0	0	0	0	0	0	0.0
Andy Delmore	D	13	5:38	0	0	0	-4	4	0	0	0	7	0.0
Martin Prusek	G	17	9:08	0	0	0	-2	14	0	0	0	10	0.0
Ben Simon	C	39	8:31	0	0	0	-17	44	0	0	0	23	0.0
Alexandre Picard	LW												
Steven Goertzen	RW												
TOTALS		82		215	359	574		1396	64	10	27	2250	9.6

GOALTENDERS	GP	MIN	GAA	W	L	OT	EN	SO	GA	SA	SV%
Martin Prusek	9	373	3.22	3	3	0	0	0	20	165	.870
Pascal Leclaire	33	1,804	3.23	11	15	3	2	0	97	1,084	.911
Marc Denis	49	2,786	3.25	21	25	1	6	1	151	1,505	.900
TOTALS	82	4963	3.24	35	43	4	8	1	268	2754	.903

2005-06 SEASON NOTES

- Completed their fifth season in the National Hockey League with a 35-43-4 record (74 pts.), finishing third in the Central Division, 13th in the Western Conference and 25th in the NHL.
- Set franchise records for wins, home wins (23), road wins (12) and points in a season.
- Club won a franchise record six consecutive games from Mar. 24-Apr. 3 (3-2 vs. Calgary on Mar. 24; 5-4 at Detroit on Mar. 25; 4-1 vs. San Jose on Mar. 28; 4-2 at St. Louis on Mar. 31; 5-2 vs. Chicago on Apr. 1; 3-1 at Nashville on Mar. 3).
- Scored 10 shorthanded goals, which ranked 14th-T in the NHL. The club scored six goals at home (10th-T in NHL) and four on the road (16th-T in NHL). The 10 goals are the second-most in club history (12 in 2002-03), while the six scored at home are a new club record (4 in 2002-03).
- Were 14-4 in games decided in overtime (6-1) or a shootout (8-3), leading the NHL in winning percentage (.777) and ranking second in OT/SO wins (Dallas, 15). The club was 8-0 at home, the only team in NHL without a OT/SO loss at home, while the six wins in overtime tied the club record set in 2003-04.
- The Blue Jackets were the best team in the NHL in games decided in overtime or shootouts since Jan. 1, 2004, posting a record of 20-0-9 and a winning percentage of .845.
- Completed the first half of 2005-06 with a record of 12-27-2 (26 pts.) and were 8-11-0 at home and 4-16-2 on the road. Over the second half of the season, the club posted a 23-16-2 mark (48 pts.) and was 15-7-0 at home and 8-9-2 on the road. In the second half, Columbus ranked eighth in the NHL and fifth-T in the Western Conference in wins (Detroit - 30) and 14th and eighth, respectively, in points (Detroit - 65).
- The Blue Jackets ranked third in the NHL by earning 21 points in games in which they trailed after two periods (9 wins, 3 SO losses), trailing only Dallas (27, 12-3) and Edmonton (22, 9-4). The club won nine games when trailing after two periods this season, which is more than in the club's first four seasons combined (six).
- Left wing Rick Nash tallied 31 goals and led the club in goals for the second-straight season, despite missing 28 games due to injury. He improved his plus/minus rating by 40 from 2003-04 (-35 to 5). He had 1-1-2 vs. Chicago on Apr. 15 to become the first player since 2000-01 (Mario Lemieux, 35 goals in 43 games), and just the fifth in the last 10 years, to record 30 goals in a season when playing in fewer than 60 games. Collected his first career hat trick at Detroit on Apr. 7.

GM	DATE	OPPONENT	RESULT	RECORD	SCORE	CBJ GOAL SCORERS	W/T GOAL	PP	PK	SF-SA	W/L GOALIE	ATTN.
1	10/5	at WSH	L	00-01-00	2-3	49,49	Zubrus	0-9	6-8	37-19	Kolzig/Leclaire	16,325
2	10/7	CGY	L	00-02-00	1-3	10p	Langkow	1-5	8-8	20-38	Kiprusoff/Denis	18,136
3	10/9	at CHI	W	01-02-00	3-2	25,4p,45	Shelley	1-4	7-8	27-32	Denis/Khabibulin	11,062
4	10/12	at SJ	L	01-03-00	1-4	21	Primeau	0-6	8-8	27-36	Nabokov/Denis	17,496
5	10/14	at ANA	L	01-04-00	3-4	38,4p,38p	Carney	2-9	5-6	19-36	Giguere/Leclaire	12,930
6	10/16	at LA	L	01-05-00	1-3	13	Cammalleri	0-7	7-9	20-31	LaBarbera/Denis	17,156
7	10/21	SJ	W	02-05-00	4-1	9,25p,52,25	Chimera	1-7	6-7	25-26	Denis/Toskala	15,388
8	10/22	DET	L	02-06-00	0-6	-	Williams	0-7	4-5	17-36	Legace/Denis	18,136
9	10/24	DET	L	02-07-00	2-6	4p,10	Datsyuk	1-8	6-9	33-37	Legace/Denis	16,098
10	10/26	NSH	OTW	03-07-00	3-2	10,42p,52s	Foote	1-6	10-12	34-24	Prusek/Vokoun	15,110
11	10/28	MIN	SOW	04-07-00	2-1	52,10x	Letowski	0-5	3-3	53-28	Prusek/Fernandez	15,669
12	10/29	at MIN	L	04-08-00	1-3	9p	Burns	1-9	7-8	16-24	Fernandez/Prusek	18,568
13	11/1	at EDM	L	04-09-00	1-5	97p	Hemsky	1-4	4-6	24-35	Markkanen/Denis	16,839
14	11/3	at CGY	L	04-10-00	1-2	9	Nilson	0-4	7-7	17-31	Kiprusoff/Denis	19,289
15	11/4	at VAN	L	04-11-00	3-5	13,9p,13	Carter	1-6	4-6	24-26	Auld/Denis	18,630
16	11/9	STL	W	05-11-00	3-1	9,9,26	Vyborny	0-3	8-9	23-25	Denis/Lalime	16,058
17	11/11	EDM	L	05-12-00	1-3	26	Pisani	0-5	1-1	30-21	Markkanen/Denis	18,136
18	11/13	LA	L	05-13-00	2-8	26,25	Frolov	0-4	6-8	29-28	Garon/Prusek	16,174
19	11/16	STL	L	05-14-00	0-2	-	Stempniak	0-5	5-5	36-16	Sanford/Denis	15,802
20	11/18	at DAL	L	05-15-00	3-6	4p,4p,15	Lehtinen	2-7	5-8	18-29	Turco/Prusek	18,532
21	11/20	at PHX	L	05-16-00	1-5	17	Nagy	0-6	7-9	24-33	Leveille/Denis	13,953
22	11/23	NSH	L	05-17-00	2-4	13,27p	Legwand	1-6	7-8	37-41	Mason/Leclaire	15,833
23	11/25	COL	L	05-18-00	0-5	-	Svatos	0-1	2-4	35-34	Aebischer/Leclaire	18,136
24	11/26	at STL	W	06-18-00	4-3	27,22,17,47p	Johnson	1-3	4-5	19-34	Prusek/Sanford	15,002
25	11/30	at MIN	SOW	07-18-00	3-2	10,15,40x	Balastik	0-4	3-4	31-34	Leclaire/Roloson	18,568
26	12/1	at STL	L	07-19-00	1-4	40p	Wideman	1-8	8-11	26-44	Lalime/Leclaire	12,307
27	12/8	NYI	SOW	08-19-00	4-3	13p,52p,91p,9x	Vyborny	3-7	8-10	27-40	Leclaire/DiPietro	15,728
28	12/9	at ATL	L	08-20-00	2-5	40p,13	Petrovicky	1-5	5-6	28-31	Garnett/Leclaire	14,260
29	12/11	NJ	OTW	09-20-00	3-2	13,13p,4	Berard	1-5	7-7	39-30	Denis/Brodeur	17,157
30	12/13	PHI	L	09-21-00	1-3	38p	Forsberg	1-8	5-5	24-31	Esche/Denis	16,263
31	12/15	at CAR	L	09-22-00	1-2	20	Brind'Amour	0-4	6-7	26-32	Gerber/Leclaire	11,069
32	12/17	at NSH	L	09-23-00	3-7	61p,38s,9	Sullivan	1-4	8-9	26-32	Vokoun/Denis	16,020
33	12/20	at DET	SOL	09-23-01	3-4	61,15p,13	Williams	1-5	7-7	33-38	Osgood/Leclaire	20,066
34	12/21	DAL	L	09-24-01	3-5	40,61,20	Barnes	0-8	6-7	26-35	Hedberg/Leclaire	16,859
35	12/23	NSH	L	09-25-01	4-5	40p,15,40p,25s	Hall	2-10	4-7	39-22	Vokoun/Denis	16,330
36	12/26	CHI	OTW	10-25-01	4-3	97p,52s,13,40	Balastik	1-8	7-8	32-45	Denis/Khabibulin	17,441
37	12/28	ANA	W	11-25-01	1-0	25	Chimera	0-10	4-4	42-40	Denis/Giguere	17,387
38	12/30	at CHI	W	12-25-01	3-2	49,13,61	Nash	0-3	4-5	21-43	Denis/Anderson	13,229
39	12/31	at DET	L	12-26-01	2-5	61,25	Samuelsson	0-5	4-6	15-43	Osgood/Denis	20,066
40	1/5	at SJ	L	12-27-01	3-6	61p,20,61p	Stevenson	2-4	3-5	31-39	Toskala/Denis	15,275
41	1/7	at COL	SOL	12-27-02	2-3	91,61	Tanguay	0-2	5-7	21-48	Aebischer/Leclaire	18,007
42	1/8	at PHX	W	13-27-02	5-2	97,61,4p,4p,4p	Berard	3-4	8-9	15-34	Denis/Joseph	14,436
43	1/11	PIT	W	14-27-02	6-1	61,9,13p,40p,40,91	Vyborny	2-6	8-8	32-29	Leclaire/Sabourin	18,136
44	1/13	at TB	L	14-28-02	2-4	13p,9	St. Louis	1-3	6-6	24-39	Burke/Denis	20,425
45	1/14	at FLA	OTW	15-28-02	5-4	61,9,91,25,9p	Vyborny	1-8	6-7	23-52	Leclaire/Luongo	17,991
46	1/16	NYR	W	16-28-02	4-3	25,9p,45,61	Nash	1-3	1-1	32-36	Denis/Weekes	16,355
47	1/18	DET	L	16-29-02	0-4	-	Holmstrom	0-7	5-7	26-41	Osgood/Leclaire	17,089
48	1/20	STL	SOW	17-29-02	4-3	13p,9s,38,61x	Nash	1-4	7-7	35-44	Denis/Sanford	17,268
49	1/21	at NSH	L	17-30-02	2-7	10s,4p	Perrault	1-4	4-7	29-48	Vokoun/Leclaire	15,416
50	1/24	VAN	W	18-30-02	6-5	25,38p,13p,4p,38p,10	Letowski	4-9	4-6	43-33	Denis/Auld	16,192
51	1/27	MIN	W	19-30-02	4-3	6,4p,61,91	Fedorov	1-9	4-6	25-28	Leclaire/Roloson	17,153
52	1/28	NSH	W	20-30-02	4-3	9,61p,15s,9	Vyborny	1-3	6-9	24-27	Denis/Vokoun	18,136
53	2/1	at CGY	SOW	21-30-02	2-1	13p,40x	Balastik	1-5	2-2	20-37	Denis/Kiprusoff	19,289
54	2/2	at EDM	SOW	22-30-02	2-1	13,25x	Chimera	0-4	6-6	19-28	Denis/Markkanen	18,839
55	2/6	at VAN	L	22-31-02	4-7	61,13p,97,61p	Sedin	2-9	6-11	33-38	Auld/Denis	18,630
56	2/8	LA	W	23-31-02	7-4	10,10,40p,25,9p,91,25	Vyborny	2-5	3-3	36-27	Denis/Garon	16,162
57	2/10	COL	L	23-32-02	1-4	38	Svatos	0-2	1-3	29-27	Budaj/Denis	18,136
58	2/11	at NSH	L	23-33-02	2-5	61,13	Upshall	0-4	4-6	25-36	Vokoun/Denis	17,113
59	3/2	at COL	L	23-34-02	0-1	-	Clark	0-6	6-7	24-40	Aebischer/Leclaire	18,007
60	3/4	at LA	L	23-35-02	2-3	13,13	Cammalleri	0-6	6-7	26-35	Garon/Denis	17,238
61	3/5	at ANA	SOW	24-35-02	3-2	40p,13p,61x	Nash	2-9	5-6	34-45	Leclaire/Giguere	16,124
62	3/7	CHI	L	24-36-02	1-3	27	Sharp	0-4	4-4	28-44	Anderson/Denis	16,137
63	3/9	PHX	W	25-36-02	5-4	61p,38,13,20,25	Chimera	1-7	4-5	30-33	Leclaire/Joseph	17,066
64	3/11	EDM	OTW	26-36-02	4-3	10,91,13,97	Klesla	0-6	4-6	31-27	Denis/Roloson	18,136
65	3/13	at STL	OTL	26-36-03	2-3	61,25	Backman	0-4	5-7	30-31	Lalime/Leclaire	12,130
66	3/15	at CHI	L	26-37-03	2-3	45,61p	Calder	1-5	3-3	35-29	Khabibulin/Denis	10,130
67	3/17	VAN	L	26-38-03	2-3	6p,27	Morrison	1-6	3-5	24-33	Auld/Leclaire	16,163
68	3/19	ANA	L	26-39-03	3-4	13p,49,61	Lupul	1-9	5-6	28-29	Giguere/Denis	16,519
69	3/21	PHX	L	26-40-03	2-5	52p,91	Doan	1-4	4-5	33-36	Joseph/Leclaire	15,581
70	3/24	CGY	W	27-40-03	3-2	27,13,25	Chimera	0-7	7-8	28-28	Denis/Kiprusoff	17,041
71	3/25	at DET	SOW	28-40-03	5-4	97,9,61,27,40x	Balastik	0-2	3-3	27-44	Leclaire/Osgood	20,006
72	3/28	SJ	W	29-40-03	4-1	61,61p,42,27	Nash	1-2	5-5	23-29	Denis/Toskala	16,094
73	3/31	at STL	W	30-40-03	4-2	40,25,61,61p	Nash	1-4	6-6	20-30	Leclaire/Lalime	14,101
74	4/1	CHI	W	31-40-03	5-2	13,42,40,42p,9s	Balastik	1-7	6-7	24-29	Denis/Anderson	17,394
75	4/3	at NSH	W	32-40-03	3-1	27s,25,42	Chimera	0-8	9-10	28-37	Leclaire/Mason	12,073
76	4/7	at DET	SOL	32-40-04	5-6	61p,42,49,61,61	Holmstrom	1-3	2-3	23-36	Legace/Denis	20,066
77	4/8	DET	L	32-41-04	2-4	38,27	Williams	0-2	4-4	29-30	Osgood/Leclaire	18,136
78	4/11	at DAL	L	32-42-04	2-3	15,91	Svoboda	0-4	5-7	17-26	Turco/Denis	18,543
79	4/13	STL	W	33-42-04	4-1	91p,42,47,27	Hartigan	1-7	5-5	31-27	Leclaire/Bacashihua	16,262
80	4/15	CHI	W	34-42-04	5-2	49,42,9,9,61	Vyborny	0-4	2-2	29-36	Denis/Khabibulin	16,555
81	4/16	at CHI	L	34-43-04	3-4	9,61p,91s	Calder	1-5	9-11	16-41	Anderson/Leclaire	10,733
82	4/18	DAL	W	35-43-04	5-4	9,10,5,42p,91p	Fedorov	2-5	4-5	31-36	Denis/Hedberg	17,103

2003-04 FINAL STATISTICS

PLAYER	POS	GP	TOI	G	A	PTS	+/-	PIM	PP	SH	GW	GT	S	S%
Rick Nash	LW	80	17:37	41	16	57	-35	87	19	0	7	2	269	15.2
David Vyborny	RW	82	20:22	22	31	53	-26	40	8	4	2	0	158	13.9
Nikolai Zherdev	LW	57	16:10	13	21	34	-11	54	5	0	1	0	137	9.5
Todd Marchant	C	77	20:38	9	25	34	-17	34	4	0	2	0	163	5.5
Trevor Letowski	RW	73	16:19	15	17	32	-12	16	4	0	1	0	126	11.9
Geoff Sanderson	LW	67	16:20	13	16	29	-9	34	5	0	1	0	191	6.8
Anders Eriksson	D	66	20:42	7	20	27	-6	18	2	0	1	1	84	8.3
Andrew Cassels	C	58	19:17	6	20	26	-24	26	2	0	0	1	91	6.6
Manny Malhotra	C	CBJ	56	14:47	12	13	25	-5	24	1	0	2	103	11.7
		TOT	65	13:48	12	13	25	-7	28	1	0	2	107	11.2
Brian Holzinger	C	CBJ	13	15:17	1	0	1	-4	2	0	0	0	14	7.1
		TOT	74	16:33	7	15	22	-31	40	1	1	0	96	7.3
Jaroslav Spacek	D	58	23:26	5	17	22	-13	45	2	1	2	0	108	4.6
Tyler Wright	C	68	14:34	9	9	18	-19	63	2	0	3	0	109	8.3
Darryl Sydor	D	49	21:54	2	13	15	-19	26	1	0	0	0	80	2.5
Rostislav Klesla	D	47	18:19	2	11	13	-16	27	0	0	1	0	74	2.7
Alexander Svitov	C	CBJ	29	12:39	2	6	8	-8	16	0	0	0	36	5.6
		TOT	40	11:43	2	9	11	-8	20	0	0	0	52	3.8
Lasse Pirjeta	C	57	10:46	2	8	10	-6	20	0	0	0	0	78	2.6
Derrick Walser	D	27	18:23	1	8	9	-6	22	1	0	0	0	35	2.9
Aaron Johnson	D	29	15:01	2	6	8	-2	32	0	0	1	0	33	6.1
Duvie Westcott	D	34	21:10	0	7	7	-15	39	0	0	0	0	43	0
Jody Shelley	LW	76	7:14	3	3	6	-10	228	1	0	0	0	62	4.8
Luke Richardson	D	64	20:07	1	5	6	-11	48	0	0	1	0	34	2.9
Mark Hartigan	C	9	16:18	1	3	4	-2	6	1	0	0	0	15	6.7
Espen Knutsen	C	14	15:27	0	4	4	-5	2	0	0	0	0	11	0
Scott Lachance	D	77	18:58	0	4	4	-23	44	0	0	0	0	35	0
David Ling	RW	50	7:45	1	2	3	-3	98	0	0	0	0	45	2.2
Tim Jackman	RW	19	9:55	1	2	3	-7	16	0	0	0	0	18	5.6
Kent McDonell	RW	29	10:17	1	2	3	-7	36	0	0	0	0	23	4.3
Andrej Nedorost	LW	9	13:02	2	0	2	0	6	0	0	0	0	16	12.5
Brad Moran	C	2	10:03	1	1	2	-1	2	0	0	0	0	4	25
Todd Rohloff	D	24	19:14	0	2	2	-12	8	0	0	0	0	16	0.0
Marc Denis	G	66	58:16	0	2	2	0	10	0	0	0	0	0	0
Donald MacLean	C	4	11:41	1	0	1	-1	0	0	0	0	0	10	10
Dan Fritsche	C	19	8:24	1	0	1	-5	12	0	0	0	0	19	5.3
Jeremy Reich	C	9	7:38	0	1	1	-3	20	0	0	0	0	3	0
Darrel Scoville	D	8	19:14	0	1	1	-4	6	0	0	0	0	5	0
Zenith Komarniski	D	2	14:48	0	0	0	0	0	0	0	0	0	1	0
Mike Pandolfo	LW	3	8:18	0	0	0	-2	0	0	0	0	0	3	0
Greg Mauldin	C	6	8:47	0	0	0	-2	4	0	0	0	0	6	0
Joe Motzko	RW	2	7:15	0	0	0	0	0	0	0	0	0	1	0
Jamie Pushor	D	7	13:12	0	0	0	-2	2	0	0	0	0	6	0.0
J-L Grand-Pierre	RW	16	7:25	0	0	0	-3	12	0	0	0	0	15	0.0
Fred Brathwaite	G	21	50:01	0	0	0	0	2	0	0	0	0	0	0
Pascal Leclaire	G	2	59:45	0	0	0	0	0	0	0	0	0	0	0
TOTALS		82		198	333	531		1275	60	6	28	4	2535	7.8
GOALTENDERS														
		GP	MIN	GAA	W	L	T	EN	SO	GA	SV	SV%		
Marc Denis		66	3,796	2.56	21	36	7	5	5	162	1,808	.918		
Fred Brathwaite		21	1,050	3.37	4	11	1	0	1	59	515	.897		
Pascal Leclaire		2	119	3.53	0	2	0	0	0	7	62	.899		
TOTALS		89	4,965	2.76	25	49	8	5	6	228	2,385	.913		

2003-04 SEASON NOTES

- Posted a 25-45-8-4 record (62 pts.) in their fourth NHL season, finishing fourth in the Central Division, 14th in the Western Conference and 27th in the under head coaches Doug MacLean and Gerard Gallant. Gallant took over as interim head coach on Jan. 1 and led club to a 16-24-4-1 record, including a season-high and club record-tying four consecutive wins from Mar. 21-27.
- The Blue Jackets successfully killed off 287-of-337 opponent power plays for an 85.2 percent penalty killing percentage, which ranked ninth in the NHL and was the second-highest in club history. Columbus killed off 134-of-152 at home (88.2 pct./4th in NHL) and 153-of-185 on the road (82.7 pct./17th in NHL). The club finished the season by killing off 68-of-73 (93.2 pct.) over the final 17 games.
- The Blue Jackets dressed 12 different players who were born in the 1980s with those players accounting for 43.5 percent of the club's goals (77-of-177). Columbus dressed all four of its first round draft picks – D Rostislav Klesla (2000), G Pascal Leclaire (2001), LW Rick Nash (2002) and RW Nikolai Zherdev (2003) – for the first time vs. San Jose on Dec. 31 and all four played in their first game together at Phoenix on Feb. 20.
- Left wing Rick Nash won the Rocket Richard trophy as the NHL's leading goal scorer (41 – tied with Atlanta's Ilya Kovalchuk and Calgary's Jarome Iginla), becoming the youngest player in NHL history to lead the league in goal scoring. The 19-year-old finished the season with 41-16-57 in 80 games and also led the NHL with a team-record 19 power play goals. He was the first teenager to play in the All-Star Game since Quebec's Owen Nolan (19 years, 340 days) and Pittsburgh's Jaromir Jagr (19 years, 337 days) in 1992.
- Right wing Nikolai Zherdev made his Blue Jackets debut on Dec. 2 and went on to tally 13-21-34 and 54 PIM in 57 games. He ranked in the top 10 among NHL rookies in points per game (3rd, 0.60), assists (5th), points (T-6th), power play goals (T-6th), shots (T-6th, 137) and goals (T-9th) and had 1-1-2 in the YoungStars Game as part of the NHL's All-Star Weekend.
- Right wing David Vyborny led the club with four shorthanded goals, which tied for fourth in the NHL and established a new club record (Mike Sillinger – 3, 2002-03). He set career marks to finish second on the club in goals and points with 22-31-53 in 82 games. He led the club in assists and was the only player to compete in every game, extending his consecutive games played streak to 162. He notched his first career hat trick Nov. 7 vs. Atlanta, tied a team record with five points (1-4-5) Feb. 28 vs. Colorado and was named the NHL Player of Week (Feb. 23-29).
- Goaltender Marc Denis went 21-36-7 with a 2.56 goals-against average, .918 save percentage and five shutouts in 2003-04, tying his career high and the franchise record for shutouts in a season. He also set a career high in save percentage, eclipsing his previous best of .917 in 1999-00 with Colorado.

GM	DATE	OPPONENT	RESULT	RECORD	SCORE	CBJ GOAL SCORERS	W/T GOAL	PP	PK	SF-SA	W-L GOALIE	ATTN.
1	10/9	at ATL	L	0-1-0-0	1-2	38	Tamer	0-6	7-8	27-27	Nurminen/Denis	17,918
2	10/11	NYR	W	1-1-0-0	5-0	10,9p,20,61p,5p	Letowski	3-11	3-3	36-25	Denis/Markkanen	18,136
3	10/13	VAN	W	2-1-0-0	3-2	9p,26,61	Nash	1-4	4-4	26-29	Denis/Cloutier	16,580
4	10/16	CHI	W	3-1-0-0	2-1	61p,26p	Marchant	2-7	3-3	36-31	Denis/Thibault	16,158
5	10/18	at NSH	L	3-2-0-0	2-3	32,9p	G. Johnson	1-5	4-4	28-33	Vokoun/Brathwaite	10,499
6	10/22	at DET	L	3-3-0-0	1-4	61	Datsyuk	0-5	1-2	19-28	Legace/Denis	20,066
7	10/23	TB	L	3-4-0-0	0-1	-	Lecavalier	0-4	2-2	20-28	Grahame/Denis	16,542
8	10/25	DAL	L	3-5-0-0	2-3	61p,38	Dimaio	1-8	1-1	27-34	Turco/Denis	18,136
9	10/28	at VAN	L	3-6-0-0	3-6	9,5,61	Chubarov	0-5	1-2	19-28	Hedberg/Brathwaite	18,630
10	10/30	at EDM	OTL	3-6-0-1	3-4	61,9s,61p	Isbister	1-4	5-5	22-41	Salo/Denis	15,946
11	11/1	at CGY	L	3-7-0-1	0-3	-	Leopold	0-5	2-3	15-34	McLennan/Denis	14,539
12	11/7	ATL	W	4-7-0-1	4-2	9,8,9,9s	Vyborny	0-6	4-5	23-14	Denis/Dafoe	16,827
13	11/9	CGY	W	5-7-0-1	4-3	45p,45,25p,8p	Sanderson	3-8	5-5	28-45	Denis/Sabourin	17,957
14	11/11	at MTL	T	5-7-1-1	1-1	61p	Nash	1-3	5-5	36-31	Denis/Garon	18,765
15	11/13	at OTT	L	5-8-1-1	2-5	10p,9s	Hossa	1-9	7-12	17-35	Lalime/Brathwaite	15,297
16	11/14	BOS	L	5-9-1-1	0-4	-	McGillis	0-3	1-2	24-27	Potvin/Denis	18,136
17	11/16	PHX	T	5-9-2-1	2-2	61p,25	Cassels	1-4	3-4	27-31	Denis/Burke	16,631
18	11/19	at DET	L	5-10-2-1	1-5	8p	Hull	1-3	4-5	38-42	Legace/Denis	20,066
19	11/20	DET	W	6-10-2-1	3-0	61,25,49	Nash	0-3	3-3	24-25	Denis/Legace	18,136
20	11/22	NYI	W	7-10-2-1	2-1	61,26	Marchant	0-5	6-6	29-25	Brathwaite/Dipietro	16,578
21	11/25	EDM	T	7-10-3-1	3-3	27,8p,10p	Dvorak	2-5	4-4	34-34	Denis/Conklin	16,465
22	11/26	at NSH	L	7-11-3-1	2-4	61,27	Orszagh	0-3	7-8	28-33	Vokoun/Denis	10,185
23	11/29	WSH	L	7-12-3-1	3-5	61,28,61p	Bondra	1-4	1-2	28-24	Kolzig/Denis	17,158
24	12/2	ANA	W	8-12-3-1	2-1	9p,61p	Nash	2-6	3-3	32-31	Denis/Gerber	16,525
25	12/4	NSH	L	8-13-3-1	2-4	13,61	G. Johnson	0-3	4-4	39-24	Vokoun/Denis	16,166
26	12/6	at COL	L	8-14-3-1	1-5	61	Sakic	0-6	1-4	36-38	Sauve/Denis	18,007
27	12/10	PHI	T	8-14-4-1	1-1	27	Kapanen	0-2	5-5	20-41	Brathwaite/Boucher	17,063
28	12/12	STL	OTL	8-14-4-2	2-3	25,61p	Weight	1-6	1-2	32-33	Johnson/Brathwaite	17,892
29	12/13	at PIT	L	8-15-4-2	3-5	23p,13,10	Holzinger	1-4	3-5	26-25	Caron/Brathwaite	11,989
30	12/16	at STL	OTL	8-15-4-3	1-2	25p	Tkachuk	1-4	3-4	27-37	Osgood/Denis	16,091
31	12/19	CGY	L	8-16-4-3	1-2	61	Lombardi	0-13	6-6	34-21	Kiprusoff/Denis	16,561
32	12/20	at MIN	L	8-17-4-3	2-5	8,10	Yuzyn	0-5	1-1	29-35	Roloson/Denis	18,568
33	12/23	PHX	L	8-18-4-3	1-2	61	Tanabe	0-5	1-2	28-26	Burke/Brathwaite	16,993
34	12/26	at CHI	W	9-18-4-3	4-1	9,27,61,9	Malhotra	0-2	2-2	33-31	Brathwaite/Leighton	13,517
35	12/27	DAL	L	9-19-4-3	3-4	13,61,20	Matvichuk	0-3	2-3	24-18	Turco/Denis	17,419
36	12/29	STL	L	9-20-4-3	2-3	8p,26p	R. Johnson	2-6	4-5	25-34	Johnson/Denis	17,715
37	12/31	SJ	L	9-21-4-3	0-1	-	McCauley	0-4	3-3	26-29	Nabokov/Denis	18,136
38	1/2	at TB	W	10-21-4-3	2-0	44,27	Klesla	0-1	1-1	15-37	Denis/Grahame	13,609
39	1/3	at FLA	L	10-22-4-3	0-1	-	Weiss	0-4	3-3	42-34	Luongo/Denis	15,874
40	1/6	at COL	L	10-23-4-3	0-6	-	Blake	0-7	1-2	35-36	Aebischer/Brathwaite	18,007
41	1/8	at SJ	OTW	11-23-4-3	3-2	28,42p,61p	Nash	2-6	3-3	25-36	Denis/Nabokov	14,549
42	1/10	at LA	T	11-23-5-3	2-2	2p,26	Klatt	1-3	0-2	33-32	Denis/Cechmanek	18,118
43	1/11	at ANA	T	11-23-6-3	2-2	13,61	Nash	0-5	7-7	37-43	Gerber/Denis	15,559
44	1/15	at STL	L	11-24-6-3	3-5	13p,26,8	Boguniecki	1-5	2-4	26-26	Divis/Denis	17,709
45	1/16	LA	OTW	12-24-6-3	3-2	8,61p,61	Nash	1-6	1-1	31-24	Denis/Cechmanek	17,238
46	1/18	EDM	T	12-24-7-3	4-4	9,28,13p,61p	Brewer	2-7	3-4	38-30	Denis/Conklin	18,136
47	1/21	STL	W	13-24-7-3	3-1	26p,27,27	Malhotra	1-6	5-5	30-28	Denis/Osgood	16,242
48	1/22	at CHI	L	13-25-7-3	0-7	-	Moen	0-2	4-5	30-39	Anderson/Brathwaite	11,347
49	1/24	CHI	W	14-25-7-3	4-3	61p,27,61p,28	Wright	2-13	4-5	34-23	Denis/Anderson	18,136
50	1/27	NJ	L	14-26-7-3	3-4	61p,28,41	Gionta	1-5	2-3	31-39	Brodeur/Denis	18,136
51	1/29	NSH	L	14-27-7-3	4-6	8p,10,10p,28p	Walker	3-6	3-6	31-31	Vokoun/Brathwaite	16,335
52	1/31	MIN	OTW	15-27-7-3	2-1	9p,2	Eriksson	1-3	5-5	29-32	Denis/Roloson	18,136
53	2/2	at PHX	T	15-27-8-3	3-3	2,9s,2	Eriksson	0-4	6-6	29-32	Denis/Boucher	12,291
54	2/4	at DAL	L	15-28-8-3	0-1	-	Arnott	0-4	4-4	18-29	Turco/Denis	18,012
55	2/11	LA	OTW	16-28-8-3	3-2	3p,47,9	Vyborny	1-6	1-1	34-32	Denis/Cechmanek	16,221
56	2/12	at TOR	L	16-29-8-3	1-4	26	Roberts	0-3	3-5	19-28	Belfour/Denis	19,356
57	2/14	SJ	OTL	16-29-8-4	1-2	8	Sturm	0-4	4-4	24-50	Nabokov/Denis	18,136
58	2/16	NSH	W	17-29-8-4	4-2	27,27p,3s,17	Spacek	1-5	4-4	23-34	Denis/Vokoun	17,340
59	2/18	at ANA	L	17-30-8-4	1-3	8	Prospal	0-5	5-5	20-34	Giguere/Denis	12,898
60	2/20	at PHX	L	17-31-8-4	2-3	10,3	Langkow	0-6	5-6	28-31	Pelletier/Leclaire	14,327
61	2/21	at LAK	L	17-32-8-4	3-4	45,61,61	Laperriere	0-4	5-6	21-42	Huet/Denis	18,118
62	2/23	at SJ	L	17-33-8-4	2-4	44,2	Cheechoo	0-3	4-5	26-38	Nabokov/Leclaire	14,886
63	2/25	CHI	L	17-34-8-4	3-4	9,2,28p	Calder	1-5	4-4	42-28	Anderson/Denis	17,220
64	2/27	at CHI	W	18-34-8-4	4-3	46,9p,8,22	Richardson	1-5	4-6	29-36	Brathwaite/Leighton	12,477
65	2/28	COL	OTW	19-34-8-4	5-4	9p,8,13p,27,3p	Spacek	3-7	4-5	44-36	Denis/Sauve	18,136
66	3/2	at CAR	W	20-34-8-4	3-0	61p,10,27	Nash	1-4	4-4	17-25	Denis/Weekes	9,839
67	3/3	at DAL	L	20-35-8-4	2-4	61p,61p	Guerin	2-3	3-3	17-36	Tugnut/Denis	18,008
68	3/6	VAN	L	20-36-8-4	0-4	-	Ohlund	0-6	2-2	32-24	Hedberg/Denis	18,136
69	3/8	CAR	L	20-37-8-4	1-4	61p	Cole	1-5	3-4	28-38	Irbe/Brathwaite	16,411
70	3/11	DET	L	20-38-8-4	2-4	10,13	Hull	0-5	4-4	33-35	Joseph/Denis	18,136
71	3/13	at STL	L	20-39-8-4	3-5	16,10,10	Tkachuk	0-3	3-5	22-32	Osgood/Denis	19,661
72	3/14	at MIN	L	20-40-8-4	2-3	9p,10p	Daigle	2-2	6-6	21-30	Fernandez/Denis	18,568
73	3/16	at EDM	L	20-41-8-4	2-3	16,25	Moreau	0-4	3-3	23-27	Conklin/Denis	16,839
74	3/18	at CGY	L	20-42-8-4	0-2	-	Lombardi	0-7	4-4	23-35	Kiprusoff/Denis	17,479
75	3/21	at VAN	W	21-42-8-4	5-4	19,61,13,26p,13	Zherdev	1-3	6-6	23-31	Denis/Hedberg	18,630
76	3/24	MIN	W	22-42-8-4	2-0	47,61	A. Johnson	0-2	8-8	23-20	Denis/Roloson	17,732
77	3/26	ANA	W	23-42-8-4	3-1	9,28,13	Wright	0-4	4-5	29-44	Brathwaite/Gerber	18,136
78	3/27	at NSH	OTW	24-42-8-4	3-2	61,13p,28	Wright	1-5	7-7	32-37	Denis/Vokoun	17,113
79	3/29	at BUF	L	24-43-8-4	0-6	-	Kalinin	0-5	3-3	23-39	Biron/Brathwaite	15,263
80	3/31	DET	L	24-44-8-4	2-3	10,36	Lang	0-7	1-1	32-30	Legace/Denis	18,136
81	4/2	COL	L	24-45-8-4	2-4	13p,3	Svatos	1-5	3-4	39-40	Aebischer/Denis	18,136
82	4/3	at DET	W	25-45-8-4	4-1	2p,61,10,9	Nash	1-2	4-4	17-33	Denis/Legace	20,066

2002-03 FINAL STATISTICS

PLAYER	POS	GP	TOI	G	A	PTS	+/-	PIM	PP	SH	GW	GT	S	S%
Ray Whitney	LW	81	21:00	24	52	76	-26	22	8	2	2	1	235	10.2
Andrew Cassels	C	79	19:51	20	48	68	-4	30	9	1	5	0	113	17.7
Geoff Sanderson	LW	82	18:43	34	33	67	-4	34	15	2	2	0	286	11.9
David Vyborny	RW	79	16:20	20	26	46	12	16	4	1	4	0	125	16.0
Jaroslav Spacek	D	81	24:47	9	36	45	-23	70	5	0	1	0	166	5.4
Mike Sillinger	C	75	19:08	18	25	43	-21	52	9	3	3	0	128	14.1
Rick Nash	LW	74	13:56	17	22	39	-27	78	6	0	2	0	154	11.0
Tyler Wright	C	70	16:07	19	11	30	-25	113	3	2	3	0	108	17.6
Grant Marshall	RW	66	13:56	8	20	28	-8	71	3	0	2	0	96	8.3
Lasse Pirjeta	LW	51	11:28	11	10	21	-4	12	2	0	2	0	80	13.8
Derrick Walser	D	53	14:51	4	13	17	-9	34	3	0	2	0	86	4.7
Rostislav Klesla	D	72	18:45	2	14	16	-22	71	0	0	0	0	89	2.2
Sean Pronger	C	78	11:31	7	6	13	-26	72	1	0	0	0	67	10.4
Luke Richardson	D	82	23:31	0	13	13	-16	73	0	0	0	0	56	0.0
Espen Knutsen	C	31	16:44	5	4	9	-15	20	3	0	1	0	28	17.9
Matt Davidson	RW	34	11:48	4	5	9	-12	18	0	0	0	0	28	14.3
Hannes Hyvonen	RW	36	10:02	4	5	9	-11	22	0	0	0	0	48	8.3
Duvie Westcott	D	39	18:40	0	7	7	-3	77	0	0	0	0	27	0.0
David Ling	RW	35	7:56	3	2	5	-6	86	0	0	0	0	37	8.1
Jody Shelley	LW	68	6:07	1	4	5	-5	249	0	0	0	0	39	2.6
Tomi Kallio	RW	12	14:52	1	2	3	-7	8	0	0	0	0	20	5.0
Darren Van Impe	D	14	18:28	1	1	2	-6	10	0	1	0	1	11	9.1
J-L Grand-Pierre	D	41	13:38	1	0	1	-6	64	0	0	0	0	32	3.1
Andrej Nedorost	C	12	9:15	0	1	1	-6	4	0	0	0	0	10	0.0
Jamie Allison	D	48	11:56	0	1	1	-15	99	0	0	0	0	23	0.0
Scott Lachance	D	61	20:00	0	1	1	-20	46	0	0	0	0	35	0.0
Mathieu Darche	LW	1	6:57	0	0	0	-1	0	0	0	0	0	0	0.0
Darrel Scoville	D	2	14:30	0	0	0	0	4	0	0	0	0	1	0.0
Kent McDonell	RW	3	8:40	0	0	0	-1	0	0	0	0	0	4	0.0
Blake Bellefeuille	C	3	7:00	0	0	0	0	0	0	0	0	0	0	0.0
Kevin Dineen	RW	4	10:40	0	0	0	0	12	0	0	0	0	7	0.0
Paul Manning	D	8	13:02	0	0	0	0	2	0	0	0	0	4	0.0
Jean-Francois Labbe	G	11	41:00	0	0	0	0	2	0	0	0	0	0	0.0
Marc Denis	G	77	58:35	0	0	0	0	6	0	0	0	0	0	0.0
TOTALS		82		213	362	575		1,505	71	12	29	2	2,143	9.9

GOALTENDERS	GP	MIN	GAA	W	L	T	EN	SO	GA	SV	SV%
Marc Denis	77	4,511	3.09	27	41	8	3	5	232	2,404	.903
Jean-Francois Labbe	11	451	3.59	2	4	0	1	0	27	233	.884
TOTALS	82	4,984	3.17	29	45	8	4	5	263	2,641	.900

2002-03 SEASON NOTES

- Posted 29-42-8-3 record (69 pts.) in their third NHL season, finishing fifth in the Central Division, 15th in the Western Conference and 28th in the NHL under head coaches Dave King and Doug MacLean. The club went 14-20-4-2 under King and 15-22-4-1 with MacLean.
- Set franchise record with 29 wins, surpassing inaugural season total of 28, while the club's 69 points represented a 12-point improvement from 2001-02 and fell just two shy of the club record of 71 set in 2000-01.
- Established franchise record for home wins and points in a season after registering 20-14-5-2 record (47 pts.) at Nationwide Arena. The Jackets set a franchise record regulation unbeaten streak at home from Jan. 20-Feb. 12 (4-0-2-0) and also had a five-game streak from Oct. 27-Nov. 9 (4-0-0-1). The club averaged 17,744 fans per game, including 23 sellouts.
- Won three consecutive road games for the first time in franchise history (2-1 at Minnesota on Jan. 8, 3-2 at Vancouver on Jan. 10 and 7-2 at Calgary on Jan. 11).
- Despite being the last team in the NHL to record an overtime win in 2002-03 (2-1 at Montreal on Feb. 13), Columbus finished the campaign with a 5-1-2 record in its last eight overtime contests and 4-3-8 overall.
- Netted a franchise record 71 power play goals and finished fourth in the NHL in penalty killing on home ice with a 86.5% success rate. The club also set a record with 12 shorthanded goals, tying for second best in the League. Mike Sillinger led the club with three shorthanded tallies and finished tied for second in the NHL with six shorthanded points.
- Goaltender Marc Denis set the NHL record for minutes played with 4,511 in 77 games, surpassing the mark of 4,433 set by New Jersey's Martin Brodeur in 1995-96. He also led the NHL in appearances, shots faced (2,404) and saves (2,172). His 77 games are tied for second on the all-time list, trailing only St. Louis' Grant Fuhr who appeared in 79 during the 1995-96 campaign. He had consecutive games started streaks of 21 (Nov. 27-Jan. 10), 20 (Oct. 10-Nov. 22), 16 (Jan. 13-Feb. 19) and 15 (Feb. 23-Mar. 24). He failed to start in consecutive games just once this season (Mar. 25 at Los Angeles and Mar. 28 at Edmonton).
- Left wing Ray Whitney became the second Blue Jacket to appear in the NHL All-Star Game. He tallied 24-52-76 in 81 games to set club records for points, assists and multi-point games (19) in a season. Whitney tied for first in the NHL with 34 power play assists.
- Left wing Geoff Sanderson topped the 30-goal mark for the sixth time in his NHL career and second time with the Blue Jackets. He established a team record with 34 goals.
- Jaroslav Spacek shattered the club record for points by a defenseman by collecting 9-36-45 in 81 games.
- Tyler Wright became the first Blue Jacket to net multiple hat tricks in a single season, notching three-goal games Oct. 27 vs. Los Angeles and Mar. 20 vs. Toronto.

GM	DATE	OPPONENT	RESULT	RECORD	SCORE	CBJ GOAL SCORERS	W/T GOAL	PP	PK	SF-SA	W-L GOALIE	ATTN.
1	10/10	CHI	W	1-0-0-0	2-1	61,16p	Sillinger	1-6	6-7	33-32	Denis/Thibault	18,136
2	10/12	at NJ	L	1-1-0-0	2-3	19p,34	Elias	1-6	9-9	20-23	Brodeur/Denis	17,098
3	10/14	PHX	L	1-2-0-0	2-4	21p,3	Wilsom	1-11	6-9	32-36	Boucher/Denis	18,136
4	10/17	at STL	L	1-3-0-0	1-7	3p	Boguniecki	1-5	6-10	23-33	Divis/Denis	14,708
5	10/19	FLA	W	2-3-0-0	4-1	29p,9,25p,8	Vyborny	2-4	6-6	22-27	Denis/Luongo	17,424
6	10/23	TB	T	2-3-1-0	2-2	8,8p	Andreychuk	1-8	5-6	26-27	Hodson/Labbe	17,306
7	10/25	SJ	L	2-4-1-0	4-5	29p,14p,14,24	Damphousse	2-4	5-6	24-38	Kiprusoff/Denis	16,802
8	10/27	LA	W	3-4-1-0	5-1	8,28,24,28s,28p	Wright	1-6	4-4	33-25	Denis/Storr	17,106
9	10/29	at CHI	L	3-5-1-0	2-3	3,21	Arnason	0-3	4-4	22-22	Thibault/Denis	10,203
10	11/1	DAL	W	4-5-1-0	4-2	14,16p,25p,28	Cassels	2-8	7-7	28-40	Denis/Tugnutt	17,203
11	11/3	BUF	W	5-5-1-0	3-2	28,25p,23p	Walser	2-7	5-5	26-32	Denis/Biron	18,136
12	11/5	WSH	OTL	5-5-1-1	3-4	8p,28p,14p	Bondra	3-7	2-3	29-37	Charpentier/Denis	16,532
13	11/7	at STL	W	6-5-1-1	5-2	8,23p,25p,14,25s	Cassels	2-6	5-5	31-28	Denis/Brathwaite	17,278
14	11/9	NYR	W	7-5-1-1	6-3	61,24,61,8,19,28s	Sanderson	0-4	6-6	25-34	Denis/Blackburn	18,136
15	11/12	at COL	L	7-6-1-1	4-5	16s,8p,8p,3	Reinprecht	2-4	6-7	35-51	Roy/Denis	18,007
16	11/14	ANA	L	7-7-1-1	2-3	8p,28	Rucchin	1-4	2-3	28-44	Giguere/Denis	17,398
17	11/16	at NSH	T	7-7-2-1	1-1	8	Legwand	0-1	3-3	25-34	Denis/Dunham	14,730
18	11/17	at DAL	OTL	7-7-2-2	2-3	8,14	Turgeon	0-1	4-4	15-42	Turco/Denis	18,532
19	11/20	STL	W	8-7-2-2	3-2	16p,29p,9	Vyborny	2-6	6-6	20-28	Denis/Barrasso	18,136
20	11/22	at BUF	L	8-8-2-2	4-5	14s,23,9,20	Patrick	0-6	6-6	21-33	Miller/Denis	15,711
21	11/23	at OTT	L	8-9-2-2	2-5	9,41	Hossa	0-2	3-3	39-30	Prusek/Labbe	15,684
22	11/27	EDM	L	8-10-2-2	1-3	61	Smyth	0-3	2-3	16-19	Salo/Denis	17,745
23	11/29	at NYI	W	9-10-2-2	4-2	14,25,14,61	Whitney	0-4	5-6	28-31	Denis/Osgood	14,625
24	11/30	CAR	L	9-11-2-2	2-4	41,9p	Cole	1-4	4-5	27-42	Irbe/Denis	18,136
25	12/3	at NYR	L	9-12-2-2	3-5	9,41,25p	Lindros	1-4	4-4	31-35	Blackburn/Denis	17,802
26	12/6	at SJ	L	9-13-2-2	2-3	8s,8p	Damphousse	1-7	3-4	30-23	Nabokov/Denis	17,496
27	12/7	at LA	W	10-13-2-2	4-2	61p,14,23p,28	Walser	2-7	6-6	25-30	Denis/Potvin	18,118
28	12/9	at PHX	T	10-13-3-2	3-3	8,61,3	Radivojevic	0-4	6-7	22-41	Denis/Boucher	9,639
29	12/12	NJ	W	11-13-3-2	4-2	25p,14p,9,28	Vyborny	2-5	3-3	29-42	Denis/Brodeur	18,136
30	12/14	at DET	L	11-14-3-2	4-6	20,8,28,45	Fedorov	0-5	1-1	22-34	Joseph/Denis	20,058
31	12/19	CGY	W	12-14-3-2	3-0	20,17,20p	Pirjeta	1-4	6-6	27-29	Denis/Turek	17,230
32	12/20	at CHI	L	12-15-3-2	1-3	19	Sullivan	0-6	4-4	29-30	Thibault/Denis	14,389
33	12/23	DET	L	12-16-3-2	0-1	-	Draper	0-5	4-4	33-28	Joseph/Denis	18,136
34	12/26	at DET	L	12-17-3-2	2-4	16s,16	Woolley	0-6	4-4	26-35	Joseph/Denis	20,058
35	12/28	STL	L	12-18-3-2	1-6	8	Mellanby	0-4	2-3	27-32	Johnson/Denis	18,136
36	12/29	at STL	L	12-19-3-3	2-5	8s,8	Rucinsky	0-5	2-4	26-38	Johnson/Denis	19,794
37	12/31	PIT	W	13-19-3-2	5-2	16,9p,25p,8p,25	Cassels	3-8	5-6	34-32	Denis/Hedberg	18,136
38	1/3	at WSH	T	13-19-4-2	2-2	14s,9	Gonchar	0-7	3-4	28-32	Denis/Charpentier	14,602
39	1/4	PHX	W	14-19-4-2	2-0	16,19	Sillinger	0-4	3-3	25-23	Denis/Pelletier	18,136
40	1/6	NSH	L	14-20-4-2	1-5	16	Legwand	0-4	4-6	22-34	Vokoun/Denis	17,082
41	1/8	at MIN	W	15-20-4-2	2-1	8,29	Marshall	0-4	4-4	26-19	Denis/Roloson	18,568
42	1/10	at VAN	W	16-20-4-2	3-2	8,61p,28	Wright	1-4	4-5	24-29	Denis/Cloutier	18,422
43	1/11	at CGY	W	17-20-4-2	7-2	19,25p,29,61p,9,20,20	Marshall	2-6	6-7	25-30	Labbe/Turek	14,827
44	1/13	at EDM	L	17-21-4-2	5-8	61,16,14p,24,9	Laraque	1-2	1-2	16-40	Salo/Denis	16,057
45	1/15	ANA	L	17-22-4-2	3-4	29,25,16	Valicevic	0-8	2-2	30-32	Giguere/Denis	17,385
46	1/18	at BOS	L	17-23-4-2	2-7	25,3p	Girard	1-4	3-6	24-45	Shields/Denis	16,630
47	1/20	CHI	W	18-23-4-2	5-1	19,9,61p,14,29	Vyborny	1-5	3-3	26-38	Denis/Thibault	17,483
48	1/22	at DAL	L	18-24-4-2	2-4	43,16p	Young	1-4	6-6	19-26	Tugnutt/Denis	18,532
49	1/23	at COL	L	18-25-4-2	0-5	-	Morris	0-4	4-7	18-37	Roy/Denis	18,007
50	1/25	NYI	W	19-25-4-2	4-1	25p,20p,16p,28	Pirjeta	3-4	1-2	26-30	Denis/Snow	18,136
51	1/28	COL	T	19-25-5-2	2-2	20,29	Tanguay	0-3	4-4	19-36	Denis/Roy	18,136
52	1/30	NSH	W	20-25-5-2	2-1	28,21	Knutson	0-3	4-5	19-34	Denis/Vokoun	17,256
53	2/5	VAN	T	20-25-6-2	4-4	9,28,16p,27s	Jokela	1-7	5-6	28-40	Denis/Skudra	17,106
54	2/8	at NSH	L	20-26-6-2	2-3	21p,9p	Legwand	2-6	5-6	17-39	Vokoun/Denis	15,186
55	2/12	SJ	W	21-26-6-2	1-0	61	Nash	0-4	4-4	28-38	Denis/Kiprusoff	17,822
56	2/13	at MTL	OTW	22-26-6-2	2-1	8p,3p	Spacek	2-4	5-5	26-39	Denis/Theodore	20,123
57	2/15	CHI	L	22-27-6-2	1-7	16s	Dempsey	0-5	4-5	31-31	Passmore/Denis	18,136
58	2/18	at PHX	L	22-28-6-2	2-5	9p,16p	Amonte	2-7	7-8	16-35	Boucher/Denis	12,667
59	2/19	at ANA	L	22-29-6-2	0-2	-	Kariya	0-4	4-4	26-23	Giguere/Denis	11,641
60	2/21	at SJ	L	22-30-6-2	0-6	-	Cheechoo	0-6	4-6	29-37	Nabokov/Labbe	17,347
61	2/23	at VAN	L	22-31-6-2	2-7	21p,8p	Bertuzzi	2-8	5-7	26-33	Cloutier/Denis	18,514
62	2/25	at NSH	L	22-32-6-2	0-5	-	Hulse	0-3	1-3	19-27	Vokoun/Denis	10,412
63	2/27	LA	W	23-32-6-2	3-1	14p,14,14	Whitney	1-3	3-3	29-34	Denis/Storr	18,136
64	3/1	EDM	T	23-32-7-2	3-3	61,9,14	Whitney	0-4	0-2	27-27	Denis/Markkanen	18,136
65	3/3	DET	L	23-33-7-2	2-3	14p,44	Shanahan	1-8	3-4	31-23	Legace/Denis	18,136
66	3/6	VAN	OTW	24-33-7-2	5-4	14p,3p,14,8p,61	Nash	3-7	3-4	36-31	Denis/Auld	17,128
67	3/8	CGY	OTL	24-33-7-3	2-3	19,44	Iginla	0-6	4-5	28-29	Turek/Denis	18,136
68	3/10	at CAR	L	24-34-7-3	5-6	9s,25,14p,9,8	Defauw	1-3	3-5	40-24	Weekes/Labbe	13,066
69	3/11	DAL	L	24-35-7-3	0-2	-	Dahlen	0-3	3-3	25-36	Tugnutt/Denis	17,130
70	3/13	COL	L	24-36-7-3	1-5	43	Sakic	0-4	7-7	21-31	Roy/Denis	17,256
71	3/15	MIN	W	25-36-7-3	5-0	25,16p,43,25,14	Cassels	1-3	5-5	32-24	Denis/Fernandez	18,136
72	3/17	at ATL	L	25-37-7-3	2-3	20,8p	Heatley	1-7	8-8	29-31	Nurminen/Denis	9,212
73	3/20	TOR	OTW	26-37-7-3	4-3	28,61p,28p,28	Wright	2-9	4-5	32-32	Denis/Kidd	18,136
74	3/22	ATL	L	26-38-7-3	2-3	61,20	Bartecko	0-3	2-3	38-26	Hnilicka/Denis	18,136
75	3/24	at ANA	L	26-39-7-3	0-5	-	Leclerc	0-2	4-6	29-26	Giguere/Denis	15,507
76	3/25	at LA	OTW	27-39-7-3	2-1	3p,25	Cassels	1-9	7-8	23-34	Labbe/Huet	17,493
77	3/28	at EDM	L	27-40-7-3	0-4	-	Isbister	0-6	4-4	26-36	Markkanen/Labbe	16,839
78	3/29	at CGY	W	28-40-7-3	6-4	25,41,8p,8,8p,8	Sanderson	2-5	4-4	26-39	Denis/Turek	16,007
79	4/1	at PHI	L	28-41-7-3	0-4	-	Johnsson	0-3	7-7	10-29	Cechmanek/Denis	19,544
80	4/2	MIN	W	29-41-7-3	3-0	16p,8p,61p	Sillinger	3-7	8-8	24-27	Denis/Roloson	18,136
81	4/4	DET	T	29-41-8-3	5-5	9,25,28,14,20	Datsyuk	0-4	5-6	35-35	Denis/Legace	18,136
82	4/6	at MIN	L	29-42-8-3	3-4	8,8p,9	Gaborik	1-4	2-3	20-23	Roloson/Denis	18,568

2001-02 FINAL STATISTICS

PLAYER	POS	GP	TOI	G	A	PTS	+/-	PIM	PP	SH	GW	GT	S	S%									
Ray Whitney	LW	67	20:13	21	40	61	-22	12	6	0	3	0	210	10.0									
Mike Sillinger	C	80	20:51	20	23	43	-35	54	8	0	5	0	150	13.3									
Espen Knusten	C	77	20:14	11	31	42	-28	47	5	2	1	0	102	10.8									
Grant Marshall	RW	81	15:27	15	18	33	-20	86	6	0	4	1	152	9.9									
David Vyborny	RW	75	15:27	13	18	31	-14	6	6	0	2	0	103	12.6									
Deron Quint	D	75	22:00	7	18	25	-34	26	3	0	1	0	169	4.1									
Tyler Wright	C	77	17:12	13	11	24	-40	100	4	0	1	1	120	10.8									
Jaroslav Spacek	D	CBJ TOT	14	23:35	2	3	5	-9	24	1	1	1	0	29	6.9								
	74		17:46	5	13	18	-4	53	1	1	2	0	93	5.4									
Lyle Odelein	D	65	22:11	2	14	16	-28	89	0	0	0	0	76	2.6									
Geoff Sanderson	LW	42	16:49	11	5	16	-15	12	5	0	2	0	112	9.8									
Serge Aubin	LW	71	15:29	8	8	16	-20	32	1	0	1	0	86	9.3									
Rostislav Klesla	D	75	18:52	8	8	16	-6	74	1	0	0	1	102	7.8									
Robert Kron	RW	59	15:58	4	11	15	-14	4	1	0	0	0	92	4.3									
Brett Harkins	C	25	12:38	2	12	14	-5	8	2	0	0	0	9	22.2									
Kevin Dineen	RW	59	10:07	5	8	13	-6	62	0	0	0	0	73	6.8									
Mattias Timander	D	78	19:51	4	7	11	-34	44	1	0	0	0	68	5.9									
Blake Sloan	RW	60	10:55	2	7	9	-18	46	0	0	0	0	49	4.1									
J-L Grand-Pierre	D	81	15:20	2	6	8	-28	90	0	0	0	0	62	3.2									
Jamie Pushor	D	61	17:07	0	6	6	-10	54	0	0	0	0	46	0.0									
Jody Shelley	LW	52	6:31	3	3	6	1	206	0	0	0	0	35	8.6									
Radim Bicanek	D	60	13:31	1	5	6	-15	34	0	0	0	0	43	2.3									
Chris Nielsen	RW	23	10:46	2	3	5	-3	4	0	0	1	0	28	7.1									
Sean Pronger	C	26	11:25	3	1	4	-4	4	0	0	0	0	25	12.0									
Matt Davidson	RW	17	14:33	1	2	3	-11	10	0	0	0	0	18	5.6									
Jamie Heward	D	28	14:04	1	2	3	-9	7	0	0	0	0	38	2.6									
Mathieu Darche	LW	14	9:49	1	1	2	-5	6	0	0	0	0	15	6.7									
Andrej Nedorost	C	7	12:55	0	2	2	-3	2	0	0	0	0	12	0.0									
Jamie Allison	D	CBJ TOT	7	11:23	0	0	0	-4	28	0	0	0	2	0.0									
	44		8:19	0	2	2	-7	52	0	0	0	0	16	0.0									
Derrick Walser	D	2	16:18	1	0	1	-2	0	0	0	0	0	2	50.0									
Martin Spanhel	LW	4	11:11	1	0	1	-2	2	0	0	0	0	6	16.7									
Blake Bellefeuille	C	2	8:21	0	1	1	1	0	0	0	0	0	2	0.0									
Marc Denis	G	42	55:36	0	1	1	0	2	0	0	0	0	0	0.0									
Ron Tugnutt	G	44	56:51	0	1	1	0	0	0	0	0	0	0	0.0									
J-F Labbe	G	3	39:04	0	0	0	0	0	0	0	0	0	0	0.0									
Brad Moran	C	3	7:38	0	0	0	0	0	0	0	0	0	2	0.0									
Duvie Westcott	D	4	15:07	0	0	0	-2	2	0	0	0	0	3	0.0									
David Ling	RW	5	9:47	0	0	0	-1	7	0	0	0	0	5	0.0									
TOTALS			82		164		276		440		1260		50		3	25		3	2233		7.34		
GOALTENDERS			GP		MIN		GAA		W		L		T		EN		SO		GA		SV		SV%
			44		2,502		2.85		12		27		3		4		2		119		1,076		.900
			3		117		3.08		1		1		0		0		0		6		62		.912
			42		2,335		3.11		9		24		5		5		1		121		1,076		.899
TOTALS			82		4,979		3.07		22		52		8		9		3		255		2,214		.897

2001-02 SEASON NOTES

- Completed second season in the National Hockey League with a 22-47-8-5 record (57 pts.), finishing fifth in the Central Division, 15th in the Western Conference and 29th in the NHL under head coach Dave King.
- The Blue Jackets sold out all 41 regular season home games at Nationwide Arena (18,136 capacity) during the 2001-02 season, attracting 743,576 fans and averaging 18,136 per game.
- The Jackets went 7-10-4-1 against Eastern Conference opponents in 2001-02. Columbus was especially hard on the Atlantic Division with a 4-0-3-1 mark, including a 3-0-1-0 record vs. teams in metro New York.
- Center Espen Knutsen collected the Jackets' lone hat trick of the season and fourth in franchise history when he scored three goals in a 6-2 win over San Jose on Jan. 24 at Nationwide Arena.
- Knutsen also became the first player to represent the Blue Jackets at the NHL All-Star Game as he was named a replacement for Dallas' Jere Lehtinen. Knutsen netted a goal and garnered two assists while becoming the first Norwegian-born player to participate in the NHL's mid-season classic.
- Left wing Ray Whitney paced the Jackets offense and set a club record by tallying 61 points. Whitney also set team records in shots on goal (210), multi-point games (18), consecutive games with a goal (5), shots in a game (10) and ice time by a forward in a game (26:43).
- Rookie defenseman Rostislav Klesla had an impressive first season in the NHL. He led all Blue Jackets and ranked fourth in the NHL with 175 blocked shots. Klesla also led all rookie defensemen with eight goals in route to being named to the All-Rookie Team.

2001-02 RESULTS

GM	DATE	OPPONENT	RESULT	RECORD	SCORE	CBJ GOAL SCORERS	W/T GOAL	PP	PK	SF-SA	W-L GOALIE	ATTN.
1	10/4	STL	T	0-0-1-0	3-3	8,4,44	Klesla	0-5	3-5	31-43	Tugnutt/Johnson	18,136
2	10/6	at PHI	T	0-0-2-0	3-3	29p,28,29p	Williams	2-2	4-5	18-40	Tugnutt/Cechmanek	19,459
3	10/8	PHI	T	0-0-3-0	2-2	7,10	Hlavac	0-6	6-6	30-32	Denis/Boucher	18,136
4	10/12	MTL	L	0-1-3-0	1-3	34	Simpson	0-7	1-1	29-18	Theodore/Tugnutt	18,136
5	10/14	at CHI	T	0-1-4-0	2-2	29p,28p	Daze	2-8	5-5	23-30	Denis/Thibault	10,216
6	10/16	at DET	L	0-2-4-0	3-4	44p,28,7	Fedorov	1-3	2-2	22-35	Hasek/Denis	20,058
7	10/19	at BUF	W	1-2-4-0	3-1	10,8,28	Sanderson	0-4	4-4	17-30	Tugnutt/Biron	18,690
8	10/20	COL	L	1-3-4-0	0-5	-	Tanguay	0-7	2-3	24-20	Roy/Tugnutt	18,136
9	10/23	LA	L	1-4-4-0	1-7	20	Murray	0-7	0-4	31-30	Potvin/Tugnutt	18,136
10	10/25	EDM	L	1-5-4-0	2-5	8,37p	Smith	1-7	3-3	30-31	Conklin/Denis	18,136
11	10/27	at SJ	L	1-6-4-0	0-2	-	Ragnarsson	0-5	2-4	16-21	Nabokov/Tugnutt	17,496
12	10/30	at VAN	L	1-7-4-0	1-3	16p	Druken	1-7	6-8	23-36	Cloutier/Tugnutt	14,615
13	11/1	at CGY	L	1-8-4-0	1-2	6	Clark	0-6	4-4	27-25	Turek/Tugnutt	12,501
14	11/2	at EDM	W	2-8-4-0	2-1	41,29	Marshall	0-2	4-4	17-32	Denis/Salo	15,944
15	11/6	VAN	L	2-9-4-0	2-3	21s,12	Morrison	0-7	1-3	28-25	Cloutier/Denis	18,136
16	11/9	EDM	L	2-10-4-0	0-3	-	Smyth	0-5	3-4	23-22	Salo/Tugnutt	18,136
17	11/10	at BOS	W	3-10-4-0	5-1	27,16,19,14,11	Sillinger	0-4	6-7	18-37	Denis/Dafoe	14,945
18	11/13	STL	OTW	4-10-4-0	3-2	29,9,14p	Whitney	1-4	2-2	29-27	Denis/Johnson	18,136
19	11/16	ANA	W	5-10-4-0	3-2	14,10,29p	Marshall	1-4	8-8	34-27	Denis/Giguere	18,136
20	11/17	at NSH	L	5-11-4-0	2-3	9p,14	Johnson	1-8	5-5	29-30	Dunham/Tugnutt	14,243
21	11/19	at CAR	L	5-12-4-0	2-5	14,18p	Brind'amour	1-4	6-6	18-38	Irbe/Denis	12,479
22	11/21	DET	OTL	5-12-4-1	0-1	-	Robitaille	0-4	2-3	38-33	Legace/Tugnutt	18,136
23	11/23	CHI	T	5-12-5-1	2-2	16,29	Marshall	0-3	3-3	23-31	Denis/Thibault	18,136
24	11/25	CGY	W	6-12-5-1	4-3	14,10p,18,16	Sillinger	1-2	3-4	16-32	Tugnutt/Vernon	18,136
25	11/27	PHX	W	7-12-5-1	3-0	22,16,21p	Nielsen	1-6	3-3	25-26	Tugnutt/Burke	18,136
26	11/29	STL	L	7-13-5-1	1-3	9	Demitra	0-6	1-1	15-24	Johnson/Tugnutt	18,136
27	12/1	at STL	L	7-14-5-1	3-4	22,10,28p	Mellanby	1-6	3-3	22-37	Johnson/Denis	17,838
28	12/5	at FLA	L	7-15-5-1	0-2	-	Adams	0-4	2-2	23-29	Luongo/Tugnutt	13,419
29	12/6	at TB	L	7-16-5-1	0-1	-	Modin	0-1	3-3	27-24	Khabibulin/Denis	12,209
30	12/8	COL	L	7-17-5-1	0-2	-	Vrbata	0-1	2-2	26-27	Roy/Tugnutt	18,136
31	12/10	NJ	W	8-17-5-1	3-1	21,9,44	Vyborny	0-0	1-1	23-30	Denis/Brodeur	18,136
32	12/12	at COL	L	8-18-5-1	1-5	16	Podein	0-2	2-3	20-43	Roy/Denis	18,007
33	12/14	at ANA	W	9-18-5-1	3-2	28,37,14	Whitney	0-2	4-4	20-37	Denis/Shields	9,629
34	12/15	at LA	L	9-19-5-1	2-3	14,45	Deadmarsh	0-3	3-5	20-25	Potvin/Tugnutt	16,224
35	12/17	at PHX	L	9-20-5-1	1-4	9	Berezin	0-7	2-2	25-28	Burke/Denis	9,945
36	12/22	DAL	L	9-21-5-1	2-4	10,21	Matvichuk	0-1	3-3	29-30	Belfour/Tugnutt	18,136
37	12/27	at DET	L	9-22-5-1	1-5	16	Robitaille	0-5	1-4	28-33	Legace/Denis	20,058
38	12/29	BUF	T	9-22-6-1	2-2	16p,14p	Barnes	2-5	3-3	27-32	Tugnutt/Biron	18,136
39	12/31	ANA	W	10-22-6-1	3-1	14p,29,11	Marshall	1-4	4-5	35-28	Tugnutt/Giguere	18,136
40	1/3	at STL	L	10-23-6-1	2-4	14p,29	MacInnis	1-3	4-5	11-30	Johnson/Tugnutt	19,244
41	1/6	NSH	W	11-23-6-1	4-3	10,44,16p,10	Aubin	1-2	2-3	30-22	Tugnutt/Dunham	18,136
42	1/9	at WSH	L	11-24-6-1	3-6	9,34,28	Gonchar	0-4	2-3	22-39	Kolzig/Denis	15,095
43	1/10	at CHI	L	11-25-6-1	1-2	9p	Dubinsky	1-3	3-3	21-25	Passmore/Tugnutt	11,945
44	1/12	CHI	W	12-25-6-1	5-4	16p,7p,44,16,29p	Marshall	3-9	3-5	29-36	Tugnutt/Thibault	18,136
45	1/14	at NYR	T	12-25-7-1	2-2	14p,28p	Wright	2-8	2-3	42-30	Denis/Richter	18,200
46	1/16	NYR	W	13-25-7-1	2-0	28,29	Wright	0-4	3-3	24-31	Denis/Blackburn	18,136
47	1/18	MIN	L	13-26-7-1	1-3	21p	Kuba	1-5	5-7	26-27	Fernandez/Tugnutt	18,136
48	1/19	at NSH	L	13-27-7-1	1-2	37	Skrastins	0-5	2-2	19-36	Dunham/Denis	14,671
49	1/21	DAL	L	13-28-7-1	3-5	45,27,42p	Morrow	1-5	3-4	31-34	Turco/Denis	18,136
50	1/24	SJ	W	14-28-7-1	6-2	21p,16p,21p,28,21,16p	Knutson	4-9	5-5	30-22	Tugnutt/Nabokov	18,136
51	1/26	PHX	L	14-29-7-1	2-3	14,11	Doan	0-4	1-1	33-24	Esche/Tugnutt	18,136
52	1/28	at DAL	L	14-30-7-1	2-4	7p,29	Dimaio	1-3	4-4	24-31	Belfour/Denis	18,532
53	1/30	at ANA	L	14-31-7-1	1-3	16p	McDonald	1-2	2-2	26-31	Giguere/Tugnutt	9,498
54	2/4	BOS	L	14-32-7-1	0-8	-	Samsonov	0-3	1-1	30-25	Grahame/Denis	18,136
55	2/6	OTT	L	14-33-7-1	4-6	14,29,21p,4	Hull	1-5	3-4	28-30	Lalime/Tugnutt	18,136
56	2/8	at DET	W	15-33-7-1	3-2	14,7,9	Vyborny	0-3	3-3	25-35	Denis/Legace	20,058
57	2/9	NSH	OTL	15-33-7-2	0-1	-	Arhipov	0-5	5-5	25-24	Vokoun/Denis	18,136
58	2/12	MIN	T	15-33-8-2	3-3	44,8p,7p	Zholtok	2-6	3-5	30-34	Denis/Fernandez	18,136
59	2/26	LA	L	15-34-8-2	1-5	18	Chartrand	0-3	2-4	21-34	Potvin/Denis	18,136
60	2/28	PIT	OTL	15-34-8-3	3-4	44,18,16	Rozsival	0-4	1-1	25-33	Aubin/Tugnutt	18,136
61	3/2	at LA	W	16-34-8-3	2-0	16,29	Sillinger	0-3	5-5	13-30	Tugnutt/Potvin	18,118
62	3/3	at PHX	L	16-35-8-3	1-2	42p	Briere	1-4	2-2	25-23	Burke/Tugnutt	11,564
63	3/6	at COL	L	16-36-8-3	1-4	9p	Reinprecht	1-7	2-3	33-23	Aebischer/Tugnutt	18,007
64	3/8	NYI	W	17-36-8-3	4-2	8,28,8p,37	Sanderson	1-3	4-4	17-41	Tugnutt/Osgood	18,136
65	3/10	at MIN	L	17-37-8-3	0-5	-	Gaborik	0-5	7-8	14-25	Rolason/Tugnutt	18,568
66	3/11	at PIT	W	18-37-8-3	4-2	14,14,16p,16	Sillinger	1-3	3-5	19-36	Labbe/Hedberg	13,422
67	3/14	VAN	L	18-38-8-3	1-5	44	Hlavac	0-2	1-1	27-36	Cloutier/Labbe	18,136
68	3/16	CGY	W	19-38-8-3	3-1	8p,16,14	Sillinger	1-6	2-2	20-43	Tugnutt/Turek	18,136
69	3/20	at MIN	W	20-38-8-3	3-1	9p,14,8p	Whitney	2-5	5-5	22-25	Tugnutt/Fernandez	18,064
70	3/21	DET	OTL	20-38-8-4	2-3	14,3s	Fedorov	0-4	5-5	22-21	Hasek/Denis	18,136
71	3/23	WSH	L	20-39-8-4	2-5	8p,45	Dahlen	1-5	2-2	29-27	Kolzig/Tugnutt	18,136
72	3/25	at CGY	L	20-40-8-4	1-6	9	Conroy	0-6	3-4	33-34	Vernon/Denis	15,211
73	3/26	at EDM	L	20-41-8-4	1-3	9p	Cleary	1-4	3-3	28-28	Markkanen/Tugnutt	16,839
74	3/28	at VAN	OTL	20-41-8-5	3-4	11,8,21	Cassels	0-3	5-5	20-39	Cloutier/Denis	17,849
75	3/30	at SJ	L	20-42-8-5	2-10	8,32	Damphousse	0-3	0-3	34-31	Kiprusoff/Denis	17,496
76	4/1	at DAL	L	20-43-8-5	1-3	28	Arnott	0-2	1-3	18-21	Turco/Denis	18,532
77	4/4	NSH	W	21-43-8-5	2-1	12,7	Quint	0-4	7-7	23-21	Tugnutt/Vokoun	18,136
78	4/6	at MTL	L	21-44-8-5	1-4	16	Perreault	0-3	3-4	20-24	Theodore/Denis	21,213
79	4/8	at TOR	L	21-45-8-5	1-4	21s	Lumme	0-3	5-5	30-34	Schwab/Tugnutt	19,307
80	4/10	SJ	L	21-46-8-5	3-5	14p,9p,12	Marleau	2-5	2-4	29-33	Nabokov/Denis	18,136
81	4/12	ATL	OTW	22-46-8-5	5-4	28p,23,11,29p,3p	Spacek	3-4	3-3	31-31	Denis/Hnilicka	18,136
82	4/14	at CHI	L	22-47-8-5	0-2	-	Daze	0-3	3-3	28-32	Thibault/Denis	18,099

2000-01 FINAL STATISTICS

PLAYER	POS	GP	TOI	G	A	PTS	+/-	PIM	PP	SH	GW	GT	S	S%
Geoff Sanderson	LW	68	16:37	30	26	56	4	46	9	0	7	0	199	15.1
Espen Knutsen	C	66	15:58	11	42	53	-3	30	2	0	0	0	62	17.7
Steve Heinze	RW	65	18:49	22	20	42	-19	38	14	0	3	0	125	17.6
Ray Whitney	LW	CBJ TOT	3	20:16	0	3	-1	2	0	0	0	0	3	0.0
			46	17:51	10	24	-17	30	5	0	0	0	120	8.3
Tyler Wright	C	76	17:40	16	16	32	-9	140	4	1	2	1	141	11.3
David Vyborny	RW	79	15:25	13	19	32	-9	22	5	0	1	0	125	10.4
Serge Aubin	C	81	16:20	13	17	30	-20	107	0	0	2	1	110	11.8
Jamie Heward	D	69	14:21	11	16	27	3	33	9	0	1	0	108	10.2
Deron Quint	D	57	24:05	7	16	23	-19	16	3	0	0	0	148	4.7
Bruce Gardiner	RW	73	14:36	7	15	22	-1	78	0	0	1	0	60	11.7
Kevyn Adams	C	66	15:19	8	12	20	-4	52	0	0	1	0	84	9.5
Robert Kron	RW	59	17:07	8	11	19	4	10	0	1	1	0	134	6.0
Alexander Selivanov	LW	59	14:05	8	11	19	-11	38	5	0	2	0	104	7.7
Lyle Odelein	D	81	21:31	3	14	17	-16	118	1	0	0	0	104	2.9
Petteri Nummelin	D	61	17:13	4	12	16	-11	10	2	0	0	0	99	4.0
Kevin Dineen	RW	66	10:37	8	7	15	2	126	0	0	3	0	74	10.8
Jamie Pushor	D	75	20:48	3	10	13	7	94	0	1	0	0	64	4.7
Mattias Timander	D	76	21:02	2	9	11	-8	24	0	0	1	0	68	2.9
Chris Nielsen	C	29	10:30	4	5	9	4	4	0	0	1	1	36	11.1
Frantisek Kucera	D	48	17:42	2	5	7	-5	12	0	0	0	0	51	3.9
Mike Maneluk	RW	39	11:44	5	1	6	-11	33	2	0	2	0	31	16.1
Blake Sloan	RW	CBJ TOT	14	13:19	1	0	1	-2	13	0	0	0	16	6.3
			47	10:56	3	2	5	-4	17	0	1	0	45	6.7
J-L Grand-Pierre	D	64	12:50	1	4	5	-6	73	0	0	0	0	33	3.0
Jan Caloun	RW	11	12:39	0	3	3	-8	2	0	0	0	0	14	0.0
Steve Maltais	LW	26	11:57	0	3	3	-9	12	0	0	0	0	30	0.0
Rostislav Klesla	D	8	18:24	2	0	2	-1	6	0	0	0	0	10	20.0
Radim Bicanek	D	9	17:07	0	2	2	1	6	0	0	0	0	11	0.0
Bill Bowler	C	9	9:44	0	2	2	-3	8	0	0	0	0	3	0.0
Krzysztof Oliwa	LW	10	5:17	0	2	2	1	34	0	0	0	0	5	0.0
Martin Spanhel	LW	6	12:29	1	0	1	-1	2	0	0	0	0	8	12.5
Ron Tugnutt	G	53	59:02	0	1	1	0	2	0	0	0	0	0	0.0
Ted Drury	C	1	14:44	0	0	0	-3	0	0	0	0	0	3	0.0
Jody Shelley	LW	1	1:33	0	0	0	0	10	0	0	0	0	0	0.0
Sean Selmser	LW	1	11:03	0	0	0	0	5	0	0	0	0	2	0.0
Michael Gaul	D	2	13:17	0	0	0	0	4	0	0	0	0	3	0.0
Kevin Dahl	D	4	10:33	0	0	0	1	2	0	0	0	0	3	0.0
Matt Davidson	RW	5	7:14	0	0	0	2	0	0	0	0	0	2	0.0
Mathieu Darche	LW	9	10:07	0	0	0	-4	0	0	0	0	0	9	0.0
Marc Denis	G	32	57:11	0	0	0	0	2	0	0	0	0	0	0.0
TOTALS		82		190	304	494		1234	56	3	28	3	2082	9.1

GOALTENDERS	GP	MIN	GAA	W	L	T	EN	SO	GA	SV	SV%
Ron Tugnutt	53	3,129	2.44	22	25	5	5	4	127	1,528	.917
Marc Denis	32	1,830	3.25	6	20	4	2	0	99	940	.895
TOTALS	82	4,988	2.80	28	45	9	7	4	226	2,475	.914

2000-01 SEASON NOTES

- Posted a 28-39-9-6 record (71 pts.), under head coach Dave King, to become just the third expansion team to surpass 70 points, excluding the original expansion class of 1967-68 when the league doubled from six to 12 teams.
- The Blue Jackets were a .500 team over the final 55 games, going 21-21-8-5. Beginning with a 3-0 win over Minnesota on Jan. 15, the Blue Jackets earned at least a point in 24 of their last 37 games to post a 15-13-5-4 record (.527 winning percentage).
- With consecutive wins over San Jose (Nov. 9, 5-2), Phoenix (Nov. 11, 2-1), Dallas (Nov. 14, 3-2) and at Nashville (Nov. 16, 5-1), the Blue Jackets tied the NHL record for consecutive wins by an expansion team.
- The Blue Jackets went 4-0-2-2 in a stretch of eight games from Jan. 15 to Feb. 6 to register the second-best point-earned streak in NHL expansion history. Only Florida's nine-game streak was better as the Panthers went 5-0-4 from Jan. 15-30, 1994.
- Goaltender Ron Tugnutt went 22-25-5 with a 2.44 GAA and .917 SV% in 53 games and set an NHL record for the most wins by a goaltender on an expansion team. In addition, his four shutouts ranked fifth all-time among goaltenders on an expansion team and were the most by a netminder on a first-year club since 1967-68.
- Despite missing the season's final 13 games due to a knee injury, left wing Geoff Sanderson became just the third player to score 30 goals with his expansion team since 1991-92. He tallied 30-26-56 in 68 games, including the first hat trick in Blue Jackets history vs. Nashville on February 10, 2001.
- Center Espen Knutsen set a club record for points and assists in a game with five assists vs. Calgary on March 24 and set a club record by collecting a point in seven-straight games from Feb. 17 to Mar. 1 (3-7-10).
- Right wing David Vyborny became the first player in NHL history to score on more than one penalty shot as a rookie when he beat Chicago's Rob Tallas on Oct. 15 and Nashville's Tomas Vokoun at home on Mar. 19. He was also the only player in the NHL to score twice on penalty shots during the 2000-01 season.

GM	DATE	OPPONENT	RESULT	RECORD	SCORE	CBJ GOAL SCORERS	W/T GOAL	PP	PK	SF-SA	W-L GOALIE	ATTN.
1	10/7	CHI	L	0-1-0-0	3-5	25,9,57	Von Arx	0-6	3-4	21-25	Thibault/Tugnutt	18,136
2	10/9	LA	L	0-2-0-0	1-7	28p	Schneider	1-6	5-7	28-39	Storr/Denis	18,136
3	10/12	at CGY	W	1-2-0-0	3-2	44,42,42	Adams	0-5	5-6	27-21	Tugnutt/Vernon	15,706
4	10/14	at COL	L	1-3-0-0	1-3	9p	Klemm	1-2	6-8	15-33	Roy/Denis	18,007
5	10/15	at CHI	L	1-4-0-0	1-2	9ps	Amonte	0-2	6-7	16-31	Tallas/Tugnutt	11,780
6	10/18	COL	L	1-5-0-0	1-5	28	Forsberg	0-4	5-7	21-41	Aebischer/Denis	16,576
7	10/21	at PIT	L	1-6-0-0	2-5	8,9p	Lang	1-8	4-7	37-36	Aubin/Tugnutt	14,239
8	10/22	DET	OTL	1-6-0-1	1-2	57	Maltby	0-4	3-3	47-36	Osgood/Tugnutt	18,136
9	10/25	SJ	L	1-7-0-1	1-3	44	Marleau	0-11	5-5	36-22	Nabokov/Tugnutt	15,211
10	10/27	WSH	W	2-7-0-1	3-1	11,6p,57	Heward	1-9	6-7	19-33	Denis/Kolzig	16,128
11	10/28	at DET	L	2-8-0-1	1-4	5	Lapointe	0-4	4-5	15-36	Osgood/Tugnutt	19,995
12	10/31	LA	W	3-8-0-1	4-1	10,8,6p,10	Sanderson	1-4	5-6	31-46	Tugnutt/Storr	15,025
13	11/1	at DAL	L	3-9-0-1	0-4	-	Donato	0-1	2-2	14-29	Belfour/Denis	17,001
14	11/4	at OTT	T	3-9-1-1	2-2	8p,42	McEachern	1-2	5-5	18-27	Tugnutt/Hurme	16,401
15	11/5	EDM	L	3-10-1-1	2-4	11,8	Smyth	0-6	5-8	29-30	Salo/Tugnutt	16,041
16	11/9	SJ	W	4-10-1-1	5-2	8p,10,11,28,34	Dineen	1-5	3-4	31-31	Tugnutt/Shields	15,310
17	11/11	PHX	W	5-10-1-1	2-1	9,57p	Heinze	1-4	2-2	35-25	Tugnutt/Burke	18,136
18	11/14	DAL	W	6-10-1-1	3-2	3,57p,57p	Heinze	2-4	3-3	30-28	Tugnutt/Belfour	15,732
19	11/16	at NSH	W	7-10-1-1	5-1	8,11,42,21,28	Dineen	0-3	3-3	27-31	Tugnutt/Vokoun	14,143
20	11/17	FLA	L	7-11-1-1	0-3	-	Barrie	0-4	3-3	30-21	Kidd/Tugnutt	17,615
21	11/19	VAN	L	7-12-1-1	1-6	5s	Naslund	0-4	3-4	29-39	Essensa/Denis	16,362
22	11/22	at COL	L	7-13-1-1	2-5	4,21	Nieminen	0-4	2-2	27-26	Roy/Tugnutt	18,007
23	11/24	at DAL	L	7-14-1-1	0-3	-	Langenbrunner	0-1	3-4	23-25	Belfour/Denis	17,001
24	11/25	DAL	L	7-15-1-1	2-4	3,18	Lehtinen	0-3	5-7	21-24	Turco/Tugnutt	18,136
25	11/29	PHI	L	7-16-1-1	3-4	28,10,33p	Recchi	1-2	2-2	26-31	Boucher/Tugnutt	17,011
26	12/2	ATL	L	7-17-1-1	1-2	8	Guolla	0-2	3-3	29-26	Hnilicka/Denis	17,295
27	12/3	at CHI	L	7-18-1-1	0-5	-	Herperger	0-7	2-3	29-23	Thibault/Denis	12,065
28	12/6	ANA	W	8-18-1-1	5-2	8,57p,29p,6p,57p	Selivanov	4-8	3-3	22-38	Denis/Hebert	15,648
29	12/8	BOS	OTW	9-18-1-1	3-2	33,28,8	Sanderson	0-2	3-4	34-28	Denis/Skudra	18,136
30	12/10	at PHX	T	9-18-2-1	1-1	57p	Lumme	1-6	4-4	30-40	Denis/Burke	12,668
31	12/13	at ANA	OTL	9-18-2-2	4-5	29p,21p,8,28	Havelid	2-3	3-5	22-30	Hebert/Denis	11,630
32	12/14	at SJ	L	9-19-2-2	1-2	8	Matteau	0-5	3-4	21-29	Nabokov/Tugnutt	17,387
33	12/16	at VAN	L	9-20-2-2	3-4	25,22,6p	Bertuzzi	1-6	2-3	27-26	Potvin/Tugnutt	15,297
34	12/18	at MTL	W	10-20-2-2	2-0	22,42	Nielsen	0-4	6-6	16-27	Tugnutt/Hackett	18,449
35	12/21	OTT	T	10-20-3-2	3-3	8,6p,10	Aubin	1-9	3-6	34-26	Tugnutt/Hurme	18,136
36	12/23	at NYI	W	11-20-3-2	7-5	21p,11,8p,57p,10,8,10	Sanderson	3-5	1-3	28-27	Tugnutt/Vanbiesbrouck	10,578
37	12/26	at STL	L	11-21-3-2	0-5	-	Young	0-5	4-6	24-31	Johnson/Tugnutt	18,875
38	12/27	at NJ	T	11-21-4-2	2-2	21,42	Arnott	0-2	3-5	21-44	Denis/Brodeur	16,003
39	12/29	CAR	W	12-21-4-2	3-1	4p,15p,15	Maneluk	2-9	4-4	23-32	Denis/Irbe	18,136
40	12/31	NJ	L	12-22-4-2	3-6	10,29,9	Nemchinov	0-6	2-4	18-31	Brodeur/Denis	18,136
41	1/3	EDM	W	13-22-4-2	5-2	57,9,11,15p,10	Dineen	1-2	2-2	23-32	Denis/Salo	15,217
42	1/6	at VAN	L	13-23-4-2	3-4	57,8,22	Schaefer	0-3	2-3	25-17	Potvin/Denis	18,011
43	1/7	at EDM	L	13-24-4-2	2-4	21,6	Smyth	0-4	2-3	19-23	Salo/Denis	14,186
44	1/10	COL	L	13-25-4-2	2-4	8p,25	Deadmarsh	1-2	2-4	21-14	Roy/Denis	18,136
45	1/12	CHI	L	13-26-4-2	1-3	57	McAmmond	0-2	4-4	24-26	Thibault/Tugnutt	18,136
46	1/15	MIN	W	14-26-4-2	3-0	8p,28,8	Sanderson	1-5	3-3	30-31	Tugnutt/Fernandez	17,154
47	1/17	at MIN	OTL	14-26-4-3	2-3	29,8	O'Donnell	0-4	4-5	26-33	Fernandez/Tugnutt	18,064
48	1/21	TB	W	15-26-4-3	3-1	8p,9,10	Yboryny	1-5	5-5	30-27	Tugnutt/Weekes	17,652
49	1/23	at BUF	W	16-26-4-3	2-1	10,10	Aubin	0-2	2-2	18-23	Tugnutt/Hasek	17,803
50	1/27	ANA	W	17-26-4-3	2-1	8,8p	Sanderson	1-5	5-5	21-28	Tugnutt/Giguere	18,136
51	1/31	DET	OTL	17-26-4-4	2-3	21,57p	Yzerman	1-4	6-7	28-30	Osgood/Tugnutt	18,136
52	2/1	at STL	T	17-26-5-4	2-2	28,8	Turgeon	0-2	4-4	16-30	Denis/Turek	19,560
53	2/6	STL	T	17-26-6-4	2-2	57p,18	Young	1-6	3-3	26-41	Tugnutt/Johnson	18,136
54	2/8	at NSH	L	17-27-6-4	1-3	25	Johnson	0-6	3-5	29-36	Dunham/Denis	16,411
55	2/10	NSH	W	18-27-6-4	3-2	8p,8,8	Sanderson	1-3	4-4	28-27	Tugnutt/Dunham	18,136
56	2/12	NYR	L	18-28-6-4	3-4	29p,42,57	Hlavac	2-4	5-5	40-24	Richter/Tugnutt	18,136
57	2/14	at TOR	T	18-28-7-4	2-2	18,28	Wright	0-4	5-6	24-29	Tugnutt/Healy	19,310
58	2/16	at DET	L	18-29-7-4	2-4	7p,57p	Kozlov	2-4	4-5	18-39	Osgood/Denis	19,995
59	2/17	PIT	OTL	18-29-7-5	2-3	18,11	Kovalev	0-4	4-4	34-27	Aubin/Tugnutt	18,136
60	2/20	at SJ	OTL	18-29-7-6	2-3	57p,18	Sturm	1-2	6-7	22-43	Nabokov/Tugnutt	17,496
61	2/21	at PHX	L	18-30-7-6	2-3	5,18	Letowski	0-6	1-2	33-33	Burke/Denis	16,210
62	2/24	at LA	L	18-31-7-6	1-3	21	Smolinski	0-5	2-2	17-32	Potvin/Tugnutt	18,118
63	2/25	at ANA	W	19-31-7-6	5-2	21,8,57p,21,42	Heinze	1-3	2-3	19-25	Tugnutt/Giguere	12,308
64	2/28	PHX	W	20-31-7-6	5-2	57p,9,10,7,37	Aubin	1-9	4-5	34-27	Denis/Burke	18,136
65	3/1	at NSH	W	21-31-7-6	5-2	8,57,8,57,33	Sanderson	0-3	5-7	33-29	Tugnutt/Dunham	14,186
66	3/7	at CAR	L	21-32-7-6	1-2	29	Brind'Amour	0-2	1-2	17-26	Irbe/Tugnutt	9,067
67	3/9	at FLA	OTW	22-32-7-6	7-6	8p,7,9,7,7,25,18s	Kron	1-9	5-5	34-29	Tugnutt/Kidd	13,358
68	3/10	at TB	L	22-33-7-6	1-4	21	St. Louis	0-7	4-7	22-33	Weekes/Denis	17,111
69	3/14	CGY	W	23-33-7-6	3-0	37,28p,6p	Timander	2-6	3-3	23-30	Tugnutt/Brathwaite	18,136
70	3/16	at ATL	W	24-33-7-6	3-0	28,28p,28s	Wright	1-6	7-7	27-34	Tugnutt/Maracle	14,131
71	3/17	NYI	T	24-33-8-6	3-3	20,11,18	Muckalt	0-10	4-5	32-25	Denis/Terreri	18,136
72	3/19	NSH	L	24-34-8-6	1-2	9ps	Ronning	1-5	6-7	19-26	Vokoun/Tugnutt	18,136
73	3/21	VAN	T	24-34-9-6	1-1	22	Nielsen	0-6	1-2	33-34	Tugnutt/Cloutier	18,136
74	3/24	CGY	W	25-34-9-6	6-4	6p,9p,6,7p,29p,25	Selivanov	4-8	4-4	23-29	Tugnutt/Vernon	18,136
75	3/26	at EDM	L	25-35-9-6	2-4	9p,4	Cleary	1-1	3-5	21-29	Salo/Denis	16,563
76	3/27	at CGY	L	25-36-9-6	0-3	-	Iginla	0-2	2-3	19-29	Brathwaite/Tugnutt	16,455
77	3/29	at LA	L	25-37-9-6	0-3	-	Palffy	0-3	3-3	27-31	Potvin/Denis	15,582
78	4/1	STL	W	26-37-9-6	2-1	33p,25	Gardiner	1-8	3-4	17-30	Tugnutt/Turek	18,136
79	4/3	DET	W	27-37-9-6	2-1	29p,15	Maneluk	1-5	2-2	25-36	Tugnutt/Osgood	18,136
80	4/5	at STL	L	27-38-9-6	1-4	6p	Young	1-3	6-7	27-40	Turek/Denis	18,381
81	4/6	at MIN	L	27-39-9-6	2-3	15,28p	Hendrickson	1-6	3-3	19-32	McLennan/Tugnutt	18,568
82	4/8	CHI	OTW	28-39-9-6	4-3	27,6p,7p,28	Wright	2-8	3-5	28-32	Tugnutt/Passmore	18,136

The official web site of the Columbus Blue Jackets, BlueJackets.com, is the **ULTIMATE** source for all things Blue Jackets. The home for everything Blue Jackets, BlueJackets.com offers fans a comprehensive menu of feature stories, video and audio content, player bios, updated statistics, blogs, an on-line store, the most up to date news about the Jackets, the NHL and much more.

JACKETS TV

Jackets TV offers fans exclusive content including: off-ice player features, insider interviews with players, coaches, team management and broadcasters, extensive game day coverage, game highlights, live press conferences and more. If it is happening with the Blue Jackets, it is happening on Jackets TV.

EXTENSIVE GAME DAY COVERAGE

On game days, there is no better place for coverage before and after the action on the ice. Before the game, fans can read team game notes and NHL.com's game preview, as well as watch team broadcasters' pre-game analysis that includes interviews with players and coaches. During the game, fans can listen or watch the game (NHL Center Ice subscribers) live, while keeping track of real time game statistics and scoring throughout. After the final horn sounds, Jackets TV goes into the dressing room for player reaction and carries Head Coach Todd Richards' post-game press conference after each home game.

LATEST BLUE JACKETS NEWS

Fans and media who log on to BlueJackets.com will also find all team press releases and announcements, as well as feature stories on players and prospects in the minor pro, major junior and college ranks, exclusive blogs, promotions, ticket and schedule information, as well as the latest news from around the NHL and world of hockey.

SOCIAL MEDIA PLATFORMS

Stay connected to the Blue Jackets, receive exclusive offers and enter special contests to win tickets, autographed merchandise and more through the team's official pages on Facebook, Twitter and YouTube. Visit the Social Media page on BlueJackets.com to learn more or follow us on:



facebook.com/
ColumbusBlueJackets



twitter.com/
BlueJacketsNHL



youtube.com/
BlueJacketsNHL



ticketmaster

GetGo

BUD LIGHT

NATIONWIDE ARENA

Nationwide
Make
Some
NOISE



20:00

PERIOD

1

Nationwide
Make
Some
NOISE

OGEA

Huntington

DOMATOS PIZZA

Huntington

Central Ohio
TOYOTA
dealers

ENZA

2009 PLAYOFFS PRESENTED BY

2009

★ COLUMBUS BLUE JACKETS ★

PLAYOFFS



2009 PLAYOFF STATISTICS

PLAYER STATISTICS

PLAYERS	Pos	GP	G	A	P	+/-	PIM	PP	SH	GW	S	S%	TOI/G
R.J. Umberger	C	4	3	0	3	0	0	2	0	0	9	33.3	16:21
Rick Nash	LW	4	1	2	3	-4	2	0	0	0	13	7.7	20:51
Kristian Huselius	LW	4	1	1	2	-4	4	1	0	0	11	9.1	17:52
Kris Russell	D	4	1	1	2	0	2	0	0	0	5	20	16:40
Raffi Torres	LW	4	0	2	2	-3	2	0	0	0	4	0	12:03
Fredrik Modin	LW	4	1	0	1	-2	0	0	0	0	4	25	13:06
Aaron Rome	D	1	0	1	1	2	0	0	0	0	2	0	15:24
Jakub Voracek	R	4	0	1	1	0	8	0	0	0	12	0	12:06
Jason Williams	C	4	0	1	1	-2	2	0	0	0	5	0	14:11
Rostislav Klesla	D	4	0	1	1	0	0	0	0	0	3	0	21:21
Jason Chimera	LW	4	0	1	1	0	2	0	0	0	11	0	13:21
Antoine Vermette	C	4	0	0	0	-4	10	0	0	0	6	0	16:46
Derek Dorsett	RW	3	0	0	0	-1	2	0	0	0	7	0	9:11
Jared Boll	RW	1	0	0	0	-2	0	0	0	0	1	0	5:17
Marc Methot	D	4	0	0	0	-3	2	0	0	0	1	0	16:15
Jan Hejda	D	3	0	0	0	-5	2	0	0	0	1	0	16:53
Manny Malhotra	C	4	0	0	0	-2	0	0	0	0	4	0	17:53
Mike Commodore	D	4	0	0	0	-7	18	0	0	0	4	0	21:32
Fedor Tyutin	D	4	0	0	0	0	0	0	0	0	3	0	23:15
Michael Peca	C	4	0	0	0	1	2	0	0	0	4	0	12:39
TOTALS		4	7	11	18		58	3	0	0	110	6.3	
GOALTENDERS		GP	W	L	SA	GA	GAA	SV	SV%	SO	A	PIM	TOI
Steve Mason		4	0	4	139	17	4.27	122	.878	0	1	0	239:20
TOTALS		4	0	4	139	17	4.27	122	.878	0	1	0	239:20

GAME-BY-GAME

Gm	Date	Opponent	Dec	Record	Score	CBJ Goals	GWG	PP	PK	SF-SA	Goaltenders	ATT
1	4/16/09	at Detroit	L	0-1	1-4	18	Ericsson	0-5	3-4	21-34	Osgood/Mason	20,066
2	4/18/09	at Detroit	L	0-2	0-4	-	Rafalski	0-2	7-10	25-39	Osgood/Mason	20,066
3	4/21/09	Detroit	L	0-3	1-4	18	Cleary	1-4	2-2	32-26	Osgood/Mason	19,219+
4	4/23/09	Detroit	L	0-4	5-6	20, 61, 18, 10, 33	Franzen	2-2	3-6	32-41	Osgood/Mason	18,889+

TEAM TOTALS

Scoring by Period	1st	2nd	3rd	OT	TOTAL
Detroit	6	8	4	-	18
Columbus	1	5	1	-	7

Shots by Period	1st	2nd	3rd	OT	TOTAL
Detroit	52	51	37	-	140
Columbus	39	34	37	-	110

Power Plays	Penalty Killing	Penalty Minutes
Detroit 7-of-22	Detroit 10-of-13	Detroit 15-32
Columbus 3-of-13	Columbus 15-of-22	Columbus 26-60

CBJ TOTALS

Games Played:	4	Goals:	7	Scoring Points:	19	Overtime Wins, Road:	0
Wins:	0	Goals, Home:	6	Penalty Minutes:	60	Overtime Losses:	0
Wins, Home:	0	Goals, Road:	1	Power Play Goals:	3	Overtime Losses, Home:	0
Wins, Road:	0	Goals Against:	18	Shorthanded Goals:	0	Overtime Losses, Road:	0
Losses:	4	Goals Against, Home:	10	Overtime Games:	0	Shutouts For:	0
Losses, Home:	2	Goals Against, Road:	8	Overtime Wins:	0	Shutouts Against:	1
Losses, Road:	2	Assists:	12	Overtime Wins, Home:	0		

ATTENDANCE

Year	GP	Total Attendance	Average	Capacity	% of Capacity	Sellouts
2008-09	2	38,108	19,054	18,144	105.0 pct.	2

SHUTOUTS FOR - 0

Date	OPP	Goaltender	Saves	Score
None				

SHUTOUTS AGAINST - 1

Date	OPP	Goaltender	Saves	Score
Apr. 18, 2009	at Detroit	Chris Osgood	25	0-4

INDIVIDUAL LEADERS BY SEASON

GAMES PLAYED

2008-09	16 players tied	4
---------	-----------------	---

POINTS

2008-09	Rick Nash	3
	R.J. Umberger	3

GOALS

2008-09	R.J. Umberger	3
---------	---------------	---

ASSISTS

2008-09	Rick Nash	2
	Raffi Torres	2

PLUS/MINUS RATING

2008-09	Aaron Rome	2
---------	------------	---

PENALTY MINUTES

2008-09	Mike Commodore	18
---------	----------------	----

POWER PLAY GOALS

2008-09	R.J. Umberger	2
---------	---------------	---

SHORTHANDED GOALS

2008-09	-----	0
---------	-------	---

GAME-WINNING GOALS

2008-09	-----	0
---------	-------	---

SHOTS ON GOAL

2008-09	Rick Nash	13
---------	-----------	----

SHOOTING PERCENTAGE

2008-09	R.J. Umberger	33.3
---------	---------------	------

FACE-OFF WINNING PERCENTAGE

2008-09	Manny Malhotra	58.1
---------	----------------	------

POINTS BY DEFENSEMAN

2008-09	Kris Russell	2
---------	--------------	---

GOALS BY DEFENSEMAN

2008-09	Kris Russell	1
---------	--------------	---

HAT TRICKS

2008-09		0
---------	--	---

MULTI-POINT GAMES

2008-09	Kristian Huselius	1
	Rick Nash	1
	Kris Russell	1
	Raffi Torres	1

MULTI-GOAL GAMES

2008-09		0
---------	--	---

ICE TIME - ALL PLAYERS

2008-09	Fedor Tyutin	23:15
---------	--------------	-------

ICE TIME - FORWARDS

2008-09	Rick Nash	20:51
---------	-----------	-------

GOALTENDING

GAMES PLAYED

2008-09	Steve Mason	4
---------	-------------	---

MINUTES PLAYED

2008-09	Steve Mason	239
---------	-------------	-----

GOALS-AGAINST AVERAGE

2008-09	Steve Mason	4.27
---------	-------------	------

SAVE PERCENTAGE

2008-09	Steve Mason	.878
---------	-------------	------

WINS

2008-09		0
---------	--	---

LOSSES

2008-09	Steve Mason	4
---------	-------------	---

DECISIONS

2008-09	Steve Mason	4
---------	-------------	---

SHUTOUTS

2008-09		0
---------	--	---

ASSISTS

2008-09	Steve Mason	1
---------	-------------	---

PENALTY MINUTES

2008-09		0
---------	--	---

PLAYOFF TEAM/SINGLE GAME RECORDS

STREAKS

Longest Winning

Overall	0
Home	0
Road	0

Longest Losing

Overall	4	4/16/09-current
Home	2	4/21/09-current
Road	2	4/16/09-current

Longest Shutout Streak

Overall	30:48	4/16/09
Home	27:47	4/21/09
Road	30:48	4/16/09

Longest Scoreless Streak

Overall	144:27	4/16-4/21/09
Home	56:07	4/21/09
Road	88:20	4/16/09-current

Most Consecutive Games Without Being Shutout

Overall	2	4/21/09-current
Home	2	4/21/09-current
Road	1	4/16/09

Most Consecutive Games Scoring a Power Play Goal

Overall	2	4/21/09-current (3 goals)
Home	2	4/21/09-current (3 goals)
Road	0	

Most Consecutive Games Allowing a Power Play Goal

Overall	2	4/16-current (4 goals allowed)
Home	1	4/23/09-current (3 goals allowed)
Road	2	4/16-current (4 goals allowed)

Most Consecutive Games Scoring a Shorthanded Goal

Overall:	0
Home:	0
Road:	0

Most Consecutive Games Allowing a Shorthanded Goal

Overall:	0
Home:	0
Road:	0

SINGLE GAME RECORDS

GOALS

Most Goals Scored

Overall	5	4/23/09 vs. DET (5-6 L)
Home	5	4/23/09 vs. DET (5-6 L)
Road	1	4/16/09 at DET (1-4 L)

Most Goals Against

Overall	6	4/23/09 vs. DET (5-6 L)
Home	6	4/23/09 vs. DET (5-6 L)
Road	4	2x, most recent 4/18/09 at DET (0-4 L)

Most Goals Both Teams

Overall	11	4/23/09 vs. DET (5-6 L)
Home	11	4/23/09 vs. DET (5-6 L)
Road	5	4/16/09 at DET (1-4 L)

Largest Margin of Victory

Overall	0
Home	0
Road	0

Largest Margin of Defeat

Overall	4	4/18/09 at DET (0-4)
Home	3	4/21/09 vs. DET (1-4)
Road	4	4/18/09 at DET (0-4)

Most Consecutive Goals

Overall	2	2x, 4/23/09 vs. DET (5-6 L)
Home	2	2x, 4/23/09 vs. DET (5-6 L)
Road	1	4/16/09 at DET (1-4 L)

Most Consecutive Goals Against

Overall	4	4/18/09 at DET (0-4 L)
Home	3	4/21/09 vs. DET (1-4 L)
Road	4	4/18/09 at DET (0-4 L)

ASSISTS

Most Assists

Overall	9	4/23/09 vs. DET (5-6 L)
Home	9	4/23/09 vs. DET (5-6 L)
Road	1	4/16/09 at DET (1-4 L)

Most Assists Against

Overall	11	4/23/09 vs. DET (5-6 L)
Home	11	4/23/09 vs. DET (5-6 L)
Road	8	4/18/09 at DET (0-4 L)

Most Assists, Both Teams

Overall	20	4/23/09 vs. DET (5-6 L), CBJ-9, DET-11
Home	20	4/23/09 vs. DET (5-6 L), CBJ-9, DET-11
Road	8	4/16/09 at DET (1-4 L), CBJ-1, DET-7 4/18/09 at DET (0-4 L), CBJ-0, DET-8

POINTS

Most Points

Overall	14	4/23/09 vs. DET (5-6 L)
Home	14	4/23/09 vs. DET (5-6 L)
Road	2	4/16/09 at DET (1-4 L)

Most Points Against

Overall	17	4/23/09 vs. DET (5-6 L)
Home	17	4/23/09 vs. DET (5-6 L)
Road	12	4/18/09 at DET (0-4 L)

Most Points, Both Teams

Overall	31	4/23/09 vs. DET (5-6 L), CBJ-14, DET-17
Home	31	4/23/09 vs. DET (5-6 L), CBJ-14, DET-17
Road	13	4/16/09 at DET (1-4 L), CBJ-2, DET-11

PENALTIES

Most Penalty Minutes

Overall	34	4/18/09 at DET (0-4 L), 13 pen.
Home	14	4/23/09 vs. DET (5-6 L), 7 pen.
Road	34	4/18/09 at DET (0-4 L), 13 pen.

Most Penalty Minutes Against

Overall	10	4/16/09 at DET (1-4 L), 5 pen.
Home	8	4/21/09 vs. DET (1-4 L), 4 pen.
Road	10	4/16/09 at DET (1-4 L), 5 pen.

Most Penalty Minutes, Both Teams

Overall	42	4/18/09 at DET (0-4 L), CBJ-34, DET-8
Home	20	4/23/09 vs. DET (5-6 L), CBJ-14, DET-8
Road	42	4/18/09 at DET (0-4 L), CBJ-34, DET-8

Most Penalties

Overall	13	4/18/09 at DET (0-4 L), 34 PIM
Home	7	4/23/09 vs. DET (5-6 L), 14 PIM
Road	13	4/18/09 at DET (0-4 L), 34 PIM

Most Penalties Against

Overall	5	4/16/09 at DET (1-4 L), 10 PIM
Home	4	4/21/09 vs. DET (1-4 L), 8 PIM
Road	5	4/16/09 at DET (1-4 L), 10 PIM

Most Penalties, Both Teams

Overall	17	4/18/09 at DET (0-4 L), CBJ-13, DET-4
Home	10	4/23/09 vs. DET (5-6 L), CBJ-7, DET-3
Road	17	4/18/09 at DET (0-4 L), CBJ-13, DET-4

Fewest Penalty Minutes

Overall	4	4/21/09 vs. DET (1-4 L), 2 pen.
Home	4	4/21/09 vs. DET (1-4 L), 2 pen.
Road	8	4/16/09 at DET (1-4 L), 4 pen.

Fewest Penalty Minutes Against

Overall	6	4/23/09 vs. DET (5-6 L), 3 pen.
Home	6	4/23/09 vs. DET (5-6 L), 3 pen.
Road	8	4/16/09 at DET (1-4 L), 4 pen.

SINGLE GAME RECORDS (CONT.)

Fewest Penalty Minutes, Both Teams

Overall	12	4/21/09 vs. DET (1-4 L), CBJ-4, DET-8
Home	12	4/21/09 vs. DET (1-4 L), CBJ-4, DET-8
Road	18	4/16/09 at DET (1-4 L), CBJ-8, DET-10

SHOTS

Most Shots

Overall	32	4/21/09 vs. DET (1-4 L) 4/23/09 vs. DET (5-6 L)
Home	32	4/21/09 vs. DET (1-4 L) 4/23/09 vs. DET (5-6 L)
Road	25	4/18/09 at DET (0-4 L)

Most Shots Against

Overall	41	4/21/09 vs. DET (1-4 L)
Home	41	4/21/09 vs. DET (1-4 L)
Road	39	4/18/09 at DET (0-4 L)

Most Shots, Both Teams

Overall	73	4/23/09 vs. DET (5-6 L), CBJ-32, DET-41
Home	73	4/23/09 vs. DET (5-6 L), CBJ-32, DET-41
Road	64	4/18/09 at DET (0-4 L), CBJ-25, DET-39

Fewest Shots

Overall	21	4/16/09 at DET (1-4 L)
Home	32	4/21/09 vs. DET (1-4 L) 4/23/09 vs. DET (5-6 L)
Road	21	4/16/09 at DET (1-4 L)

Fewest Shots Against

Overall	26	4/21/09 vs. DET (1-4 L)
Home	26	4/21/09 vs. DET (1-4 L)
Road	34	4/16/09 at DET (1-4 L)

Fewest Shots, Both Teams

Overall	55	4/16/09 at DET (1-4 L), CBJ-21, DET-34
Home	58	4/21/09 vs. DET (1-4 L), CBJ-26, DET-32
Road	55	4/16/09 at DET (1-4 L), CBJ-21, DET-34

POWER PLAY

Most Power Play Goals

Overall	2	4/23/09 vs. DET (5-6 L), 2 att.
Home	2	4/23/09 vs. DET (5-6 L), 2 att.
Road	0	

Most Power Play Attempts

Overall	5	4/16/09 at DET (1-4 L), 0 PPG
Home	4	4/21/09 vs. DET (1-4 W), 1 PPG
Road	5	4/16/09 at DET (1-4 L), 0 PPG

Most Power Play Goals Against

Overall	3	4/18/09 at DET (0-4 L), 10 att. 4/23/09 vs. DET (5-6 L), 6 att.
Home	3	4/23/09 vs. DET (5-6 L), 6 att.
Road	3	4/18/09 at DET (0-4 L), 10 att.

Most Power Play Attempts Against

Overall	10	4/18/09 at DET (0-4 L), 3 PPG
Home	6	4/23/09 vs. DET (5-6 L), 3 PPG
Road	10	4/18/09 at DET (0-4 L), 3 PPG

Highest Power Play Efficiency (Multiple Attempts)

Overall	2-of-2	4/23/09 vs. DET (5-6 L)
Home	2-of-2	4/23/09 vs. DET (5-6 L)
Road		

Lowest Power Play Efficiency

Overall	0-of-5	4/16/09 at DET (1-4 L)
Home	1-of-4	4/21/09 vs. DET (1-4 L)
Road	0-of-5	4/16/09 at DET (1-4 L)

Highest Penalty Killing Efficiency

Overall	2-of-2	4/21/09 vs. DET (1-4 L)
Home	2-of-2	4/21/09 vs. DET (1-4 L)
Road	3-of-4	4/16/09 at DET (1-4 L)

Lowest Penalty Killing Efficiency

Overall	3-of-6	4/23/09 vs. DET (5-6 L)
Home	3-of-6	4/23/09 vs. DET (5-6 L)
Road	7-of-10	4/18/09 at DET (0-4 L)

Most Shorthanded Goals Scored

Overall	0
Home	0
Road	0

Most Shorthanded Goals Against

Overall	0
Home	0
Road	0

Largest Deficit Overcome in a Win

0

Largest Lead Lost in a Loss

0

PLAYOFF SINGLE PERIOD RECORDS

GOALS

Most Goals Scored

Overall	4	4/23/09 vs. Detroit, 2nd per. (5-6 L)
Home	4	4/23/09 vs. Detroit, 2nd per. (5-6 L)
Road	1	4/16/09 at Detroit, 2nd per. (1-4 L)

Most Goals Against

Overall	3	4/16/09 at Detroit, 2nd per. (1-4 L)
		4/23/09 vs. Detroit, 1st per. (5-6 L)
Home	3	4/23/09 vs. Detroit, 1st per. (5-6 L)
Road	3	4/16/09 at Detroit, 2nd per. (1-4 L)

Most Goals, Both Teams

Overall	6	4/23/09 vs. Detroit, 2nd per. (5-6 L); DET, 4-2
Home	6	4/23/09 vs. Detroit, 2nd per. (5-6 L); DET, 4-2
Road	4	4/16/09 at Detroit, 2nd per. (1-4 L); DET, 3-1

FASTEST GOALS

Fastest Goal Start of Game

Overall	6:12	Kristian Huselius - 4/23/09 vs. Detroit (5-6 L)
Home	6:12	Kristian Huselius - 4/23/09 vs. Detroit (5-6 L)
Road	31:40	R.J. Umberger - 4/16/09 at Detroit (1-4 L)

Fastest Goal Against Start of Game

Overall	1:07	Tomas Holmstrom - 4/21/09 vs. Detroit (1-4 L)
Home	1:07	Tomas Holmstrom - 4/21/09 vs. Detroit (1-4 L)
Road	13:33	Brian Rafalski - 4/18/09 at Detroit (0-4 L)

Fastest Goal Start of Period

Overall	1:44	Rick Nash - 4/23/09 vs. Detroit in 2nd per. (5-6 L)
Home	1:44	Rick Nash - 4/23/09 vs. Detroit in 2nd per. (5-6 L)
Road	11:40	R.J. Umberger - 4/16/09 at Detroit in 2nd per. (1-4 L)

Fastest Goal Against Start of Period

Overall	1:07	Tomas Holmstrom - 4/21/09 vs. Detroit in 1st per. (1-4 L)
Home	1:07	Tomas Holmstrom - 4/21/09 vs. Detroit in 1st per. (1-4 L)
Road	2:54	Johan Franzen - 4/16/09 at Detroit in 3rd per. (1-4 L)

Fastest Goal Start of Overtime

Overall	:00	
Home	:00	
Road	:00	

Fastest Goal Against Start of Overtime

Overall	:00	
Home	:00	
Road	:00	

Fastest 2 GOALS - CBJ Player

0:00

Fastest 3 GOALS - CBJ Player

0:00

Fastest 2 GOALS - CBJ Team

2:19 Kris Russell & Fredrik Modin (15:45 & 18:04 of 2nd per.), 4/23/09 vs. DET (5-6 L)

Fastest 3 GOALS - CBJ Team

12:26 R.J. Umberger, Kris Russell & Fredrik Modin (5:38, 15:45 & 18:04 of 2nd per.), 4/23/09 vs. Detroit (5-6 L)

Fastest 2 GOALS - Opposing Player

4:27 Marian Hossa (6:59 & 11:26 of 2nd per.), 4/23/09 vs. Detroit (5-6 L)

Fastest 3 GOALS - Opposing Player

0:00

Fastest 2 GOALS - Opposing Team

:48 Jonathan Ericsson & Niklas Kronwall (14:21 & 15:09 of 2nd per.), 4/16/09 at Detroit (1-4 L)

Fastest 3 GOALS - Opposing Team

7:04 Nicklas Lidstrom, Tomas Holmstrom & Dan Cleary (2:58, 7:09 & 10:02 of 1st per.), 4/23/09 vs. Detroit (5-6 L)

Fastest 2 GOALS - Both Teams

:48 Jonathan Ericsson & Niklas Kronwall (14:21 & 15:09 of 2nd per.), 4/16/09 at Detroit (1-4 L)

Fastest 3 GOALS - Both Teams

3:29 R.J. Umberger - CBJ, Jonathan Ericsson - DET & Niklas Kronwall - DET (11:40, 14:21 & 15:09 of 2nd per.), 4/16/09 at Detroit (1-4 L)

Fastest 4 GOALS - Both Teams

4:21 Jiri Hudler - DET, R.J. Umberger - CBJ, Jonathan Ericsson - DET & Niklas Kronwall - DET (10:48, 11:40, 14:21 & 15:09 of 2nd per.), 4/16/09 at Detroit (1-4 L)

ASSISTS

Most Assists

Overall	7	4/23/09 vs. Detroit, 2nd per. (5-6 L)
Home	7	4/23/09 vs. Detroit, 2nd per. (5-6 L)
Road	1	4/16/09 at Detroit, 2nd per. (1-4 L)

Most Assists Against

Overall	6	4/16/09 at Detroit, 2nd per. (1-4 L)
Home	5	4/23/09 vs. Detroit, 1st per. (5-6 L)
Road	6	4/16/09 at Detroit, 2nd per. (1-4 L)

Most Assists, Both Teams

Overall	11	4/23/09 vs. Detroit, 2nd per. (5-6 L); CBJ 7-4
Home	11	4/23/09 vs. Detroit, 2nd per. (5-6 L); CBJ 7-4
Road	7	4/16/09 at Detroit, 2nd per. (1-4 L); DET 6-1

POINTS

Most Points

Overall	11	4/23/09 vs. Detroit, 2nd per. (5-6 L); 4g, 7a
Home	11	4/23/09 vs. Detroit, 2nd per. (5-6 L); 4g, 7a
Road	2	4/16/09 at Detroit, 2nd per. (1-4 L), 1g, 1a

Most Points Against

Overall	9	4/16/09 at Detroit, 2nd per. (1-4 L); 3g, 6a
Home	8	4/23/09 vs. Detroit, 1st per. (5-6 L); 3g, 5a
Road	9	4/16/09 at Detroit, 2nd per. (1-4 L); 3g, 6a

Most Points, Both Teams

Overall	17	4/23/09 vs. Detroit, 2nd per. (5-6 L); CBJ, 11-6
Home	17	4/23/09 vs. Detroit, 2nd per. (5-6 L); CBJ, 11-6
Road	11	4/16/09 at Detroit, 2nd per. (1-4 L); DET, 9-2

PENALTIES

Most Penalty Minutes

Overall	26	4/18/09 at Detroit, 3rd per. (0-4 L); 9 pen.
Home	8	4/23/09 vs. Detroit, 1st per. (5-6 L); 4 pen.
Road	26	4/18/09 at Detroit, 3rd per. (0-4 L); 9 pen.

Most Penalty Minutes Against

Overall	8	4/16/09 at Detroit, 1st per. (1-4 L); 4 pen.
Home	4	4/21/09 vs. Detroit, 2nd per. (1-4 L); 2 pen.
		4/23/09 vs. Detroit, 1st per. (5-6 L); 2 pen.
Road	8	4/16/09 at Detroit, 1st per. (1-4 L); 4 pen.

PLAYOFF SINGLE PERIOD RECORDS

Most Penalty Minutes, Both Teams

Overall	32	4/18/09 at Detroit, 3rd per. (0-4 L); CBJ-26, DET-6
Home	12	4/23/09 vs. Detroit, 1st per. (5-6 L); CBJ-8, DET-4
Road	32	4/18/09 at Detroit, 3rd per. (0-4 L); CBJ-26, DET-6

Most Penalties

Overall	9	4/18/09 at Detroit, 3rd per. (0-4 L); 26 PIM
Home	4	4/23/09 vs. Detroit, 1st per. (5-6 L); 8 PIM
Road	9	4/18/09 at Detroit, 3rd per. (0-4 L); 26 PIM

Most Penalties Against

Overall	4	4/16/09 at Detroit, 1st per. (1-4 L); 8 PIM
Home	2	4/21/09 vs. Detroit, 2nd per. (1-4 L); 4 PIM
Road	4	4/16/09 at Detroit, 1st per. (1-4 L); 8 PIM

Most Penalties, Both Teams

Overall	12	4/18/09 at Detroit, 3rd per. (0-4 L); CBJ-9, DET-3
Home	6	4/23/09 vs. Detroit, 1st per. (5-6 L); CBJ-4, DET-2
Road	12	4/18/09 at Detroit, 3rd per. (0-4 L); CBJ-9, DET-3

SHOTS

Most Shots

Overall	14	4/21/09 vs. Detroit, 3rd per. (1-4 L)
		4/23/09 vs. Detroit, 2nd per. (5-6 L)
Home	14	4/21/09 vs. Detroit, 3rd per. (1-4 L)
		4/23/09 vs. Detroit, 2nd per. (5-6 L)
Road	13	4/16/09 at Detroit, 1st per. (1-4 L)

Most Shots Against

Overall	16	4/18/09 at Detroit, 2nd per. (0-4 L)
Home	15	4/23/09 vs. Detroit, 3rd per. (5-6 L)
Road	16	4/18/09 at Detroit, 2nd per. (0-4 L)

Most Shots, Both Teams

Overall	27	4/16/09 at Detroit, 1st per. (1-4 L); CBJ-13, DET-14
Home	26	4/23/09 vs. Detroit, 2nd & 3rd per. (5-6 L); CBJ-14/11, DET-12/15
Road	27	4/16/09 at Detroit, 1st per. (1-4 L); CBJ-13, DET-14

Fewest Shots

Overall	2	4/16/09 at Detroit, 3rd per. (1-4 L)
Home	7	4/21/09 vs. Detroit, 2nd per. (1-4 L)
		4/23/09 vs. Detroit, 1st per. (5-6 L)
Road	2	4/16/09 at Detroit, 3rd per. (1-4 L)

Fewest Shots Against

Overall	6	4/21/09 vs. Detroit, 3rd per. (1-4 L)
Home	6	4/21/09 vs. Detroit, 3rd per. (1-4 L)
Road	8	4/16/09 at Detroit, 3rd per. (1-4 L)
		4/18/09 at Detroit, 3rd per. (0-4 L)

Fewest Shots, Both Teams

Overall	10	4/16/09 at Detroit, 3rd per. (1-4 L); DET, 8-2
Home	18	4/21/09 vs. Detroit, 2nd per. (1-4 L); DET, 11-7
Road	10	4/16/09 at Detroit, 3rd per. (1-4 L); DET, 8-2

Most Shots in Overtime

0

Most Shots Against in Overtime

0

Most Shots in Overtime, Both Teams

0

INDIVIDUAL PLAYOFF RECORDS

SINGLE GAME

Most Goals

- 1 R.J. Umberger
Apr. 16, 2009 at Detroit (1-4 L)
R.J. Umberger
Apr. 21, 2009 vs. Detroit (1-4 L)
Kristian Huselius
Apr. 23, 2009 vs. Detroit (5-6 L)
Rick Nash
Apr. 23, 2009 vs. Detroit (5-6 L)
R.J. Umberger
Apr. 23, 2009 vs. Detroit (5-6 L)
Kris Russell
Apr. 23, 2009 vs. Detroit (5-6 L)
Fredrik Modin
Apr. 23, 2009 vs. Detroit (5-6 L)

Most Goals - Defenseman

- 1 Kris Russell
Apr. 23, 2009 vs. Detroit (5-6 L)

Most Goals - Rookie

0

Most Power Play Goals

- 1 R.J. Umberger
Apr. 21, 2009 vs. Detroit (1-4 L)
Kristian Huselius
Apr. 23, 2009 vs. Detroit (5-6 L)
R.J. Umberger
Apr. 23, 2009 vs. Detroit (5-6 L)

Most Assists

- 2 Raffi Torres
Apr. 23, 2009 vs. Detroit (5-6 L)

Most Assists - Defenseman

- 1 Kris Russell
Apr. 23, 2009 vs. Detroit (5-6 L)
Rostislav Klesla
Apr. 23, 2009 vs. Detroit (5-6 L)
Aaron Rome
Apr. 23, 2009 vs. Detroit (5-6 L)

Most Assists - Rookie

- 1 Jakub Voracek
Apr. 16, 2009 at Detroit (1-4 L)

Most Points

- 2 Kristian Huselius - Apr. 23, 2009
vs. Detroit (5-6 L); 1g, 1a
Rick Nash - Apr. 23, 2009
vs. Detroit (5-6 L); 1g, 1a
Kris Russell - Apr. 23, 2009
vs. Detroit (5-6 L); 1g, 1a
Raffi Torres - Apr. 23, 2009
vs. Detroit (5-6 L); 2a

Most Points - Defenseman

- 2 Kris Russell - Apr. 23, 2009
vs. Detroit (5-6 L); 1g, 1a

Most Points - Rookie

- 1 Jakub Voracek - Apr. 16, 2009
at Detroit (1-4 L); 1a

Most Shots

- 6 Jakub Voracek - Apr. 23, 2009
vs. Detroit (5-6 L); 0g

Most Shots - Defenseman

- 2 Kris Russell
Apr. 18 at Detroit (0-4 L); 0g
Fedor Tyutin
Apr. 18 at Detroit (0-4 L); 0g
Mike Commodore
Apr. 21 vs. Detroit (1-4 L); 0g
Mike Commodore
Apr. 23 vs. Detroit (5-6 L); 0g
Aaron Rome
Apr. 23 vs. Detroit (5-6 L); 0g

Most Shots - Rookie

- 6 Jakub Voracek
Apr. 23 vs. Detroit (5-6 L); 0g

Most Penalty Minutes

- 12 Mike Commodore
Apr. 18, 2009 vs. Detroit (0-4 L); 2 pen.

Most Penalty Minutes - Defenseman

- 12 Mike Commodore
Apr. 18, 2009 vs. Detroit (0-4 L); 2 pen.

Most Penalty Minutes - Rookie

- 6 Jakub Voracek
Apr. 18, 2009 at Detroit (0-4 L); 3 pen.

Highest Plus/Minus

- +2 Aaron Rome
Apr. 23, 2009 vs. Detroit (5-6 L)

Highest Plus/Minus - Defenseman

- +2 Aaron Rome
Apr. 23, 2009 vs. Detroit (5-6 L)

Highest Plus/Minus - Rookie

- +1 Jakub Voracek
Apr. 16, 2009 at Detroit (1-4 L)

Lowest Plus/Minus

- 3 Jan Hejda
Apr. 16, 2009 at Detroit (1-4 L)
Kristian Huselius
Apr. 21, 2009 vs. Detroit (1-4 L)
Antoine Vermette
Apr. 21, 2009 vs. Detroit (1-4 L)

Most Ice Time - Forward (Regulation Game)

- 23:02 Kristian Huselius
Apr. 21, 2009 vs. Detroit (1-4 L)

Most Ice Time - Defenseman (Regulation Game)

- 26:28 Fedor Tyutin
Apr. 21, 2009 vs. Detroit (1-4 L)

Most Ice Time - Forward (Overtime Game)

0:00

Most Ice Time - Defenseman (Overtime Game)

0:00

Most Face-offs Won

- 16 Manny Malhotra
Apr. 18, 2009 at Detroit (0-4 L)

Most Saves by a Goaltender

- 35 Steve Mason - Apr. 18, 2009
at Detroit (0-4 L); 39 shots
Steve Mason - Apr. 23, 2009
vs. Detroit (5-6 L); 41 shots

SINGLE PERIOD

Most Goals

- 1 7x, most recent, Fredrik Modin
Apr. 23, 2009 vs. Detroit, 2nd per. (5-6 L)

Most Assists

- 2 Raffi Torres
Apr. 23, 2009 vs. Detroit, 2nd per. (5-6 L)

Most Points

- 2 Raffi Torres
Apr. 23, 2009 vs. Detroit, 2nd per. (5-6 L)

Most Shots

- 4 Rick Nash
Apr. 16, 2009 at Detroit, 1st per. (1-4 L); 0g
Jakub Voracek
Apr. 23, 2009 vs. Detroit, 2nd per. (5-6 L); 0g

Most Penalty Minutes

- 12 Mike Commodore
Apr. 18, 2009 at Detroit, 3rd per. (0-4 L)

Most Saves by a Goaltender

- 14 4x, most recent, Steve Mason
Apr. 23, 2009 vs. Detroit in 3rd per.
(5-6 L); 15 shots

STREAKS

Consecutive Games Played

4 Several players – Apr. 16, 2009 - current

Consecutive Games With Goals

2 R.J. Umberger – Apr. 21, 2009 - current (2g)

Consecutive Games With Assists

2 Rick Nash – Apr. 21-23, 2009 (2a)

Consecutive Games With Points

2 R.J. Umberger – Apr. 21, 2009 - current (2g)
Rick Nash – Apr. 21-23, 2009 (1g, 2a)

Consecutive Games Penalized

2 Mike Commodore – Apr. 16-18, 2009 (14 PIM)
Kristian Huselius – Apr. 18-21, 2009 (4 PIM)

Most Points in Two Consecutive Games

3 Rick Nash – Apr. 21, 2009 vs. Detroit (1a),
Apr. 23 vs. Detroit (1g, 1a)

Most Points over Three Consecutive Games

0

Most Consecutive Games with Even or Plus Rating

4 Michael Peca – 4/16/09-4/23/09 (+1)

Most Consecutive Games with a Shot on Goal

4 7x, R.J. Umberger – 4/16/09 - current (9 shots)

Most Consecutive Games Played - Goaltender

4 Steve Mason – Apr. 16, 2009 - current

Most Consecutive Games Started - Goaltender

4 Steve Mason – Apr. 16, 2009 - current

Consecutive Wins - Goaltender

0

Consecutive Games Unbeaten - Goaltender

0

Longest Shutout Streak

30:48 Steve Mason – Apr. 16, 2009

Most Consecutive Games with SV% Above .900

0

Most Consecutive Games with 30 or More Saves

2 Steve Mason – 4/16/09-4/18/09 (65 saves)

Most Consecutive Starts Allowing Three Goals or Less

0

PLAYOFF PERSONNEL & FRANCHISE FIRSTS

FIRST GAME

HOME Apr 21, 2009 vs. Detroit
AWAY Apr. 16, 2009 at Detroit

FIRST PLAYOFF GAME ROSTER

April 16, 2009 at Detroit

No.	Player	Position
1	Steve Mason	Goaltender
3	Marc Methot	Defense
8	Jan Hejda	Defense
10	Kris Russell	Defense
14	Raffi Torres	Left Wing
18	R.J. Umberger	Center
19	Micahel Peca	Center
20	Kristian Huselius	Left Wing
22	Mike Commodore	Defense
25	Jason Chimera	Left Wing
27	Manny Malhotra	Center
29	Jason Williams	Center
33	Fredrik Modin	Left Wing
34	Wade Dubielewicz	Goaltender
40	Jared Boll	Right Wing
50	Antoine Vermette	Center
51	Fedor Tyutin	Defense
61	Rick Nash	Left Wing
93	Jakub Voracek	Right Wing
97	Rotislav Klesla	Defense

FIRST STARTING LINEUP

Center: Manny Malhotra
Left Wing: Kristian Huselius
Right Wing: Rick Nash
Defense: Jan Hejda
Defense: Mike Commodore
Goaltender: Steve Mason

FIRST WIN

Home -
Road -

FIRST LOSS

Home Apr. 21, 2009 vs. Detroit (1-4)
Road Apr. 16, 2009 at Detroit (1-4)

FIRST OVERTIME WIN

Home -
Road -

FIRST OVERTIME LOSS

Home -
Road -

FIRST GOAL

Home R.J. Umberger (Rick Nash, Jason Williams), at 16:07 of 3rd period
vs. Detroit's Chris Osgood on Apr. 21, 2009
Road R.J. Umberger (Jakub Voracek) at 11:40 of 2nd period at Detroit's
Chris Osgood on Apr. 16, 2009

FIRST GOAL AGAINST

Home Thomas Holmstrom (Marian Hossa) at 1:07 of 1st period against
Steve Mason vs. Detroit on Apr. 21, 2009
Road Jiri Hudler (Valterri Filppula, Mikael Samuelsson) at 10:48 of 2nd period against Steve Mason at Detroit on Apr. 16, 2009

FIRST GOAL BY DEFENSEMAN

Home Kris Russell (Raffi Torres) at 15:45 of 2nd period vs. Detroit's Chris Osgood on Apr. 21, 2009
Road -

FIRST POWER PLAY GOAL

Home R.J. Umberger (Rick Nash, Jason Williams), at 16:07 of 3rd period vs. Detroit's Chris Osgood on Apr. 21, 2009
Road -

FIRST SHORTHANDED GOAL

Home -
Road -

FIRST GAME-WINNING GOAL

Home -
Road -

FIRST EMPTY NET GOAL

Home -
Road -

FIRST FACE-OFF

Manny Malhotra vs. Detroit's Henrik Zetterberg on Apr. 16, 2009 (won)

FIRST SHOT ON GOAL

Rotislav Klesla at 0:30 of 1st period at Detroit on Apr. 16, 2009

FIRST MINOR PENALTY

Antoine Vermette at 4:39 of 1st period at Detroit on Apr. 16, 2009 (Goaltender Interference)

FIRST MAJOR PENALTY

-

PLAYOFF PERSONNEL & FRANCHISE FIRSTS

FIRST MISCONDUCT PENALTY

Mike Commodore at 11:21 of 3rd period at Detroit on Apr. 16, 2009 (10-minute)

FIRST GOALTENDER WIN

Home -
Road -

FIRST GOALTENDER LOSS

Home Steve Mason, 22 saves vs. Detroit on Apr. 21, 2009 (1-4)
Road Steve Mason, 30 saves at Detroit on Apr. 16, 2009 (1-4)

FIRST SHUTOUT WIN

Home -
Road -

FIRST SHUTOUT AGAINST

Home -
Road Chris Osgood, 25 saves at Detroit on Apr. 18, 2009 (0-4)

FIRST MULTI-POINT GAME

Home Kristian Huselius (1g, 1a), Rick Nash (1g, 1a), Kris Russell (1g, 1a) & Raffi Torres (2a) vs. Detroit on Apr. 23, 2009
Road -

FIRST TWO-GOAL GAME

Home -
Road -

FIRST TWO-ASSIST GAME

Home Raffi Torres (2a) vs. Detroit on Apr. 23, 2009
Road -

FIRST HAT TRICK

Home -
Road -

FIRST HAT TRICK AGAINST

Home -
Road -

FIRST THREE-POINT GAME

Home -
Road -

FIRST THREE-ASSIST GAME

Home -
Road -

FIRST FOUR-POINT GAME

Home -
Road -

FIRST FIVE-POINT GAME

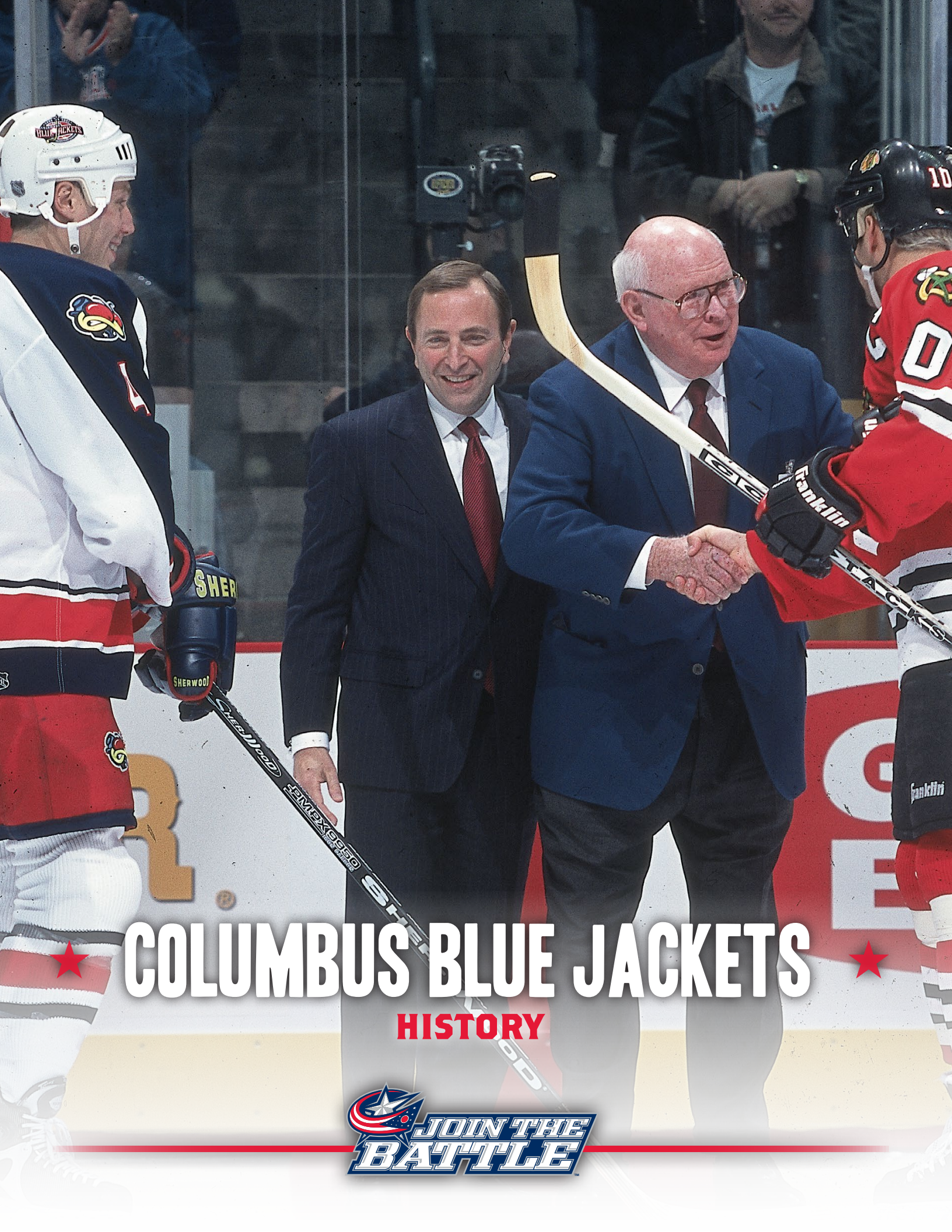
Home -
Road -

FIRST PENALTY SHOT

Home -
Road -

FIRST PENALTY SHOT AGAINST


Home -
Road -



COLUMBUS BLUE JACKETS

HISTORY





JOHN H. MCCONNELL FOUNDER

John H. McConnell was the Columbus Blue Jackets' majority owner, chairman and governor. A highly respected business leader, philanthropist and founder of Worthington Industries, he passed away on April 25, 2008 at the age of 84.

Mr. McConnell, who was born on May 10, 1923, in Pughtown, West Virginia, was the son of a steel worker and grew up during the Great Depression. He served aboard the U.S.S. Saratoga during World War II and married his high school sweetheart, Peggy Rardin, upon discharge from the Navy. He then used the GI Bill to enter Michigan State University, where he studied business and played football.

While working for Weirton Steel Corp., Mr. McConnell identified a niche in the industry for custom steel processing services. He used his 1952 Oldsmobile as collateral for a loan and, in 1955, launched Worthington Industries and the steel processing industry. Today, the company he founded in Columbus is traded on the New York Stock Exchange and employs 10,000 people in 80 facilities in 12 countries. It has annual sales of approximately \$2.5 billion.

He served as chairman until 1996 and retired from the board in 2002. Although he stepped down from a formal leadership role in the company, Mr. McConnell's leadership style, which has been included in the business curriculum at Harvard University and praised by management guru Tom Peters, still drives the company's culture. That philosophy, based on the Golden Rule: "We treat our customers, employees, investors and suppliers as we would like to be treated," is the subject of Mr. McConnell's 2004 book, "Our Golden Rule."

Through his humanitarian and community efforts, Mr. McConnell became widely recognized as one of Columbus' most generous citizens. His charitable contributions led to the McConnell Heart Hospital at Riverside Hospital, which provides treatment and prevention services for heart-related illnesses. The more than \$15 million donation to develop the hospital was the largest gift ever received by Riverside Hospital or its parent company, OhioHealth.

In 1997, Mr. McConnell led a group of investors to bring the National Hockey League to Columbus. The Blue Jackets played their first game in September 2000. The arrival of the team brought an influx of development and community pride to Columbus. Before the team even took the ice, he made sure the Blue Jackets organization would serve its community in other ways, too. The Columbus Blue Jackets Foundation was established in March of 2000 to help improve the quality of life throughout central Ohio.

Mr. McConnell also was one of the early investors in the Columbus Crew Major League Soccer franchise and previously was a minority owner of the Pittsburgh Pirates baseball club and the Columbus Destroyers Arena Football League team.

Through his work ethic, business acumen, philanthropy, sense of community and genuine desire to do the right thing for his customers, employees and community, Mr. McConnell established himself as a leader, not only in Columbus, but also throughout the steel industry and the business world.

In September 2008, Mr. McConnell posthumously received from the United States Navy Memorial the Lone Sailor Award, "which is given to Sea Service veterans who have excelled with distinction in their respective careers while exemplifying the core values of Honor, Courage and Commitment." He had previously been named Chief Executive Officer of the Year by Financial World magazine, while Industry Week magazine recognized him for Excellence in Management. He was the recipient of the Horatio Alger Award and the National Football Foundation Gold Medal Award. He received the 33rd degree Scottish Rite Mason, the Ohio Governor's Award and the Michigan State University Outstanding Alumni Award. He was inducted into the Junior Achievement National Business Hall of Fame, the Central Ohio Business Hall of Fame and the Columbus Hall of Fame.

ABOUT THE BLUE JACKETS

TEAM QUICK FACTS

National Hockey League Franchise Awarded: June 25, 1997
Inaugural Season: 2000-01
Team Colors:..... Union Blue, Goal Red, Capital Silver
Home Arena (capacity):..... Nationwide Arena (18,144)
Practice Facility:..... OhioHealth Ice Haus (located at Nationwide Arena)
200 W. Nationwide Blvd., Columbus, OH 43215; (614) 246-3380
Minor League Affiliates:..... Springfield Falcons (AHL), Evansville Icemen (ECHL)
Team Digital Properties:BlueJackets.com; Facebook.com/ColumbusBlueJackets; Twitter.com/BlueJacketsNHL
Television Affiliate: FOX Sports Ohio
Flagship Radio Stations:.....WBNS-FM 97.1 and CD102.5 FM

HISTORY BEHIND THE NAME

The Blue Jackets' name pays homage to Ohio's contributions to American history and the great pride and patriotism exhibited by its citizens, especially during the Civil War as both the state of Ohio and the city of Columbus were significantly influential on the Union Army. Ohio contributed more of its population to the Union Army than any other state, while many of the uniforms worn by the Union soldiers were manufactured in Columbus.

THE COLORS

The Blue Jackets' colors help define the team and tell its story. The colors consist of Union Blue, Goal Red and Capital Silver. Union Blue represents the color worn by the Union Army, while Goal Red references the most exciting moment in hockey and Capital Silver is reflected in the star on the logo, which signifies Columbus as the capital of Ohio.

THE LOGOS



PRIMARY LOGO

The club's primary logo is inspired by the state flag of Ohio, with its unique pennant shape, red, white & blue colors and white stars, in the shape of the letter C. That image overlays the familiar Blue Jackets' star. The official state flag of Ohio, called the Ohio burgee, is based upon the pennant used by the Ohio cavalry from 1862-65. Ohio's is the only American state flag that is not shaped in a rectangle.



SECONDARY LOGO

The Blue Jackets secondary logo was introduced in 2003. The mark contains a blue Union Army cap that features two crossed hockey sticks. The cap, inspired by those worn by soldiers during the Civil War, lies on a red with white trim background surrounded by a blue with silver trim oval containing two stars anchoring the words "Columbus Blue Jackets."



THIRD JERSEY LOGO

The Blue Jackets introduced their third jersey logo in 2010. The mark reinforces the connection between the team name and its Civil War heritage, depicting the hockey club's signature 1857 Napoleon cannon that fires each time the Blue Jackets score at Nationwide Arena. The team name "Columbus Blue Jackets" encircles the cannon in a ribbon inspired by Civil War medals, while a single star centered at the bottom of the crest signifies Columbus as Ohio's capital.

Nov. 1, 1996 – Columbus Hockey Limited, a partnership formed by five investors interested in attracting a National Hockey League expansion team to Columbus, Ohio, submits an application and a \$100,000 fee to the NHL office.

Jan. 13, 1997 – Columbus Hockey Limited makes a formal presentation to the NHL in New York.

May 31, 1997 – Nationwide Insurance announces plans to privately finance a \$150 million arena in downtown Columbus.

June 25, 1997 – The NHL awards the city of Columbus an expansion franchise along with Nashville, Tenn., Atlanta, Ga., and St. Paul, Minn.

Nov. 11, 1997 – Team officials announce that the name of the franchise will be the Blue Jackets, celebrating patriotism, pride and the rich Civil War history in the state of Ohio and, more specifically, the city of Columbus.

Feb. 11, 1998 – Doug MacLean, who led Florida to the 1996 Stanley Cup Final as the team's head coach, is named general manager of the Blue Jackets. Shortly after, he would also accept the role as the organization's president.

May 26, 1998 – Ground is broken in downtown Columbus on the site of Nationwide Arena, future home of the Blue Jackets.

July 13, 1998 – Jim Clark is named assistant general manager of the Blue Jackets.

Feb. 9, 1999 – The Columbus Blue Jackets Fan Preview Center opens. The state-of-the-art, interactive marketing facility is aimed at enhancing season ticket sales by simulating the Nationwide Arena experience to fans.

Feb. 25, 1999 – Don Boyd is named the director of amateur scouting for the Blue Jackets.

Sept. 30, 1999 – The Syracuse Crunch of the American Hockey League is named the minor-league affiliate of the Columbus Blue Jackets.

Oct. 14, 1999 – The team unveils its home and road jerseys with Mike Emrick, television voice of the New Jersey Devils, presiding over the event. Over 4,000 enthusiastic fans attend the unveiling at the Easton Town Center.

Mar. 29, 2000 – The team announces the formation of the Columbus Blue Jackets Foundation, a grant-making public charity that will orchestrate the team's community development and fund-raising programs.

May 1, 2000 – Team officials meet with NHL executives in New York and it is determined that the Blue Jackets have met all requirements for admission into the league, including the sale of over 12,000 season tickets. As a recognized franchise, the Blue Jackets may now officially actively participate in all NHL-related matters.

May 4, 2000 – The Blue Jackets sign the first player in the history of the organization, Niagara University goaltender Greg Gardner.

May 11, 2000 – The Blue Jackets negotiate the first trade in the history of the organization, sending their fourth and ninth round picks in the 2000 NHL Entry Draft to the New York Islanders for forward Chris Nielsen.

June 23, 2000 – The Blue Jackets and Minnesota Wild participate in the 2000 Expansion Draft in Calgary, Alberta.

June 24 - 25, 2000 – The Blue Jackets select 11 players in their first Entry Draft at the Saddledome in Calgary, Alberta. With the first pick in team history, the club tabs Brampton Battalion defenseman Rostislav Klesla with the fourth overall pick.

July 3 - 4, 2000 – Columbus makes its first significant splash in the free agent market by signing defenseman Lyle Odelein and goaltender Ron Tugnutt on back-to-back days.

July 5, 2000 – The Blue Jackets name former Calgary Flames and Team Canada bench boss Dave King as the first head coach in team history. Shortly thereafter, Newell Brown is named associate coach, Gerard Gallant assistant coach and Rick Wamsley goaltending coach.

Sept. 8, 2000 – The Blue Jackets open their training camp at the CoreComm Ice Haus, the only practice facility in the NHL housed where the team plays its games.

Sept. 8-9, 2000 – The grand opening of Nationwide Arena takes place and features a pair of sold out concerts by country music superstars Tim McGraw and Faith Hill.

Sept. 15, 2000 – Columbus plays its first preseason game at Mellon Arena in Pittsburgh. The Penguins defeat the Blue Jackets 3-2. Martin Spanhel scores the "unofficial" first goal in team history.

Oct. 7, 2000 – Welcome to the NHL, Columbus! The Blue Jackets jump out to a 3-0 first period lead, but suffer a 5-3 loss to the Chicago Blackhawks before a sellout crowd of 18,136 in their inaugural NHL game. Bruce Gardiner scores the first goal in team history at 7:34 of the first period.

Oct. 12, 2000 – Kevyn Adams scores two goals, including the game-winner at 4:13 of the second period, as the Blue Jackets post the first win in franchise history with a 3-2 victory over the Calgary Flames at the Pengrowth Saddledome.

Oct. 27, 2000 – Marc Denis makes 32 saves to lead the Blue Jackets to a 3-1 win over the Washington Capitals. The win is the first in club history at Nationwide Arena.

Dec. 18, 2000 – Ron Tugnutt makes 27 saves to record the first shutout in team history in a 2-0 win over the Canadiens at the Molson Centre in Montreal.

Feb. 10, 2001 – Geoff Sanderson collects the first hat trick in team history as he scores all of the Blue Jackets' goals in a 3-1 win over Nashville at Nationwide Arena.

Mar. 19, 2001 – David Vyborny becomes the first rookie in NHL history to score a pair of penalty shot goals in one season when he beats Nashville's Tomas Vokoun. He also scored on Chicago's Robbie Tallas on Oct. 15.

Mar. 24, 2001 – Espen Knutsen sets a club record for assists and points in a game with five in a 6-4 win over the Calgary Flames at Nationwide Arena.

Apr. 8, 2001 – Ron Tugnutt makes 29 saves to beat the Chicago Blackhawks 4-3 in overtime and picks up his 22nd win of the season to set a new NHL record for wins by a goaltender on an expansion team.

June 23 - 24, 2001 – The Blue Jackets select 11 players, including Montreal Rocket goaltender Pascal Leclaire with the eighth overall pick, at the 2001 Draft at National Car Rental Center in Sunrise, Fla.

July 6, 2001 – The Blue Jackets name assistant general manager Jim Clark executive vice-president and assistant general manager, Bob Strumm director of pro scouting and Paul Castron assistant director of amateur scouting.

Sept. 16, 2001 – The Blue Jackets hold a "Red, White & Blue" scrimmage at Nationwide Arena to raise money for victims of the 9/11 tragedies. Members of the Columbus Police and Fire Department hockey teams collect nearly \$35,000 at the event.

Oct. 4 - 8, 2001 – The Blue Jackets are fit to be tied as the club opens its second NHL season with three consecutive ties. Columbus battles St. Louis to a 3-3 tie at Nationwide Arena on Oct. 4 and then comes away with 3-3 and 2-2 stalemates in a home-and-home series against Philadelphia.

Nov. 21, 2001 – Columbus plays the first game in team history that ends in a scoreless tie following regulation play. However, Luc Robitaille's goal at 4:17 of overtime gives Detroit at 1-0 win. Columbus would suffer a similar fate vs. Nashville on Feb. 9.

Feb. 2, 2002 – Espen Knutsen becomes the first player to represent the Blue Jackets at the NHL All-Star Game. He tallies a goal and an assist to help the World Team to an 8-5 win over the North American squad at the STAPLES Center in Los Angeles. He is also the first native of Norway to play in the game.

Feb. 8, 2002 – David Vyborny's third period goal lifts the Blue Jackets past league-leading Detroit and gives Columbus its first-ever win at Joe Louis Arena. The loss was one of just seven suffered by the eventual Stanley Cup champions at home.

Mar. 16, 2002 – Brittanie Cecil, 13, is struck by a deflected puck while attending the Blue Jackets game against the Calgary Flames at Nationwide Arena. She dies two days later, becoming the first fan fatality in the NHL's 85-year history. The Blue Jackets honor her memory by wearing a heart shaped decal with her initials "BNC" on their helmets for the remainder of the season.

FRANCHISE TIMELINE

March 23 - 24, 2002 – The Blue Jackets host the Seventh Annual Willie O'Ree All-Star Weekend, which features kids ages 10-12 who are participants in the NHL Diversity Task Force™ program. The game on Mar. 24 draws a record crowd in excess of 4,000 fans at Nationwide Arena.

Apr. 12, 2002 – The Blue Jackets beat the Atlanta Thrashers 5-4 in overtime in the final home game of the 2001-02 season. The 18,136 fans in attendance mark the club's 56th-consecutive sellout at Nationwide Arena.

June 17, 2002 – Assistant Director of Amateur Scouting Paul Castron is named director of player development for the Blue Jackets.

June 22, 2002 – The Blue Jackets, who are expected to select third overall at the 2002 Draft at Air Canada Centre in Toronto, trade up to get the first overall pick and use it to select London Knights left wing Rick Nash.

June 22 - 23, 2002 – An active draft weekend finds the Blue Jackets making five trades and selecting 13 players at the 2002 Draft at Air Canada Centre in Toronto.

June 27, 2002 – The Blue Jackets' arrival in Columbus is voted the top moment in Columbus sports history by fans, it is announced at "Columbus Celebrates Sports," a fund-raising event hosted by the Greater Columbus Convention and Visitor's Bureau to kick off the newly formed Columbus Sports Commission.

July 17, 2002 – Gord Murphy is named assistant coach of the Blue Jackets.

Sept. 16, 2002 – For the first time, the Blue Jackets conduct a portion of training camp outside Columbus, traveling to Cahill Stadium in Summerside, PEI, Canada for five days of practices and scrimmages.

Oct. 10, 2002 – The Blue Jackets win their season and home-openers for the first time in club history, beating the Chicago Blackhawks 2-1 at Nationwide Arena. Rick Nash becomes the eighth first-overall NHL draft pick, and first since Eric Lindros in 1991, to score a goal in his first NHL game.

Oct. 19, 2002 – Columbus' home sellout streak of 58 consecutive games is snapped as a crowd of 17,424 is on hand to watch the Blue Jackets beat Florida 4-1 at Nationwide Arena. The streak began on Jan. 27, 2001 vs. Anaheim and ended on Oct. 14, 2002 vs. Phoenix.

Jan. 7, 2003 – The Blue Jackets fire head coach Dave King. President and General Manager Doug MacLean replaces him as interim head coach for the remainder of the season.

Jan. 8 - 11, 2003 – Columbus posts three-straight road wins for the first time in team history, beating Minnesota (2-1 on Jan. 8), Vancouver (3-2 on Jan. 10) and Calgary (7-2 on Jan. 11) in Doug MacLean's first three games behind the bench.

Feb. 1, 2003 – Rick Nash and Rostislav Klesla play in the Topps/NHL YoungStars Game during NHL All-Star Weekend in Sunrise, Fla. Nash notches 2-1-3 in the contest.

Feb. 2, 2003 – Ray Whitney becomes the second Blue Jacket to play in the NHL All-Star Game and tallies 0-1-1 to help the Western Conference to a 6-5 win at the Office Depot Center in Sunrise, Fla.

Mar. 20, 2003 – Tyler Wright scores three goals in a 4-3 OT win vs. Toronto to become the first player in Blue Jackets history to record two hat tricks in a season. He also scored three times in a 5-1 win vs. Los Angeles on Oct. 27, 2002.

Mar. 29, 2003 – Geoff Sanderson becomes the first player in team history to score four goals in a game in a 6-4 win at Calgary. Sanderson adds an assist and Andrew Cassels tallies 1-4-5 as each ties the club record for points in a game.

Apr. 4, 2003 – During the third period vs. Detroit, Marc Denis breaks the NHL single season record for minutes played by a goaltender (4,433 by New Jersey's Martin Brodeur in 1995-96). He finishes the season with a new standard of 4,511.

June 6, 2003 – The Blue Jackets announce that Doug MacLean will remain as the club's head coach.

June 21 - 22, 2003 – Columbus selects 10 players, including right wing Nikolai Zherdev with the fourth overall pick, at the 2003 Draft at the Gaylord Entertainment Center in Nashville, Tenn. Parma native Dan Fritzsche becomes the first Ohio-born player drafted by the Blue Jackets when the club selects him in the second round, 46th overall.

Oct. 9, 2003 – The Blue Jackets open on the road for the first time in club history, suffering a 2-1 defeat against the Atlanta Thrashers.

Oct. 11 - 16, 2003 – Marc Denis makes 25 saves as the Blue Jackets post their first shutout in a home opener with a 5-0 win against the New York Rangers. Coupled with wins against Vancouver and Chicago, the Blue Jackets open the season 3-0 at Nationwide Arena.

Oct. 13, 2003 – The Blue Jackets' "Third Jersey" is unveiled during a ceremony outside of Nationwide Arena. Later that night, the Blue Jackets defeat the Vancouver Canucks 3-2 in their first game wearing the "Third Jersey."

Jan. 1, 2004 – Gerard Gallant takes over as interim head coach after Doug MacLean relinquishes the role of head coach. A day later, Gallant wins his debut with a 2-0 victory at Tampa Bay.

Feb. 6, 2004 – Nikolai Zherdev represents the Blue Jackets in the NHL YoungStars Game during the NHL All-Star Game Weekend in St. Paul, MN. Zherdev records a goal and an assist in the game.

Feb. 7, 2004 – Nineteen-year old Rick Nash plays in the NHL All-Star Game for the Western Conference at the Excel Energy Center in St. Paul, MN. Nash is the first teenager to play in the game in 12 years and youngest to play in the game since 1986.

Feb. 20, 2004 – For the first time in franchise history, all four of the Blue Jackets' first round picks play in the same game. Rostislav Klesla, Pascal Leclaire, Rick Nash and Nikolai Zherdev play as the Jackets lose 3-2 at Phoenix in Leclaire's first-ever NHL game.

Mar. 21 - 27, 2004 – The Blue Jackets tie a team record with four consecutive victories culminated by a 3-2 overtime victory at Nashville on Mar. 27. The streak included wins at Vancouver, and home victories against Minnesota and Anaheim.

Apr. 3, 2004 – Rick Nash nets his 41st goal of the season in the Blue Jackets' final game of the season. Nash finishes the season tied with Atlanta's Ilya Kovalchuk and Calgary's Jarome Iginla for the NHL lead in goals, netting him a share of the Maurice "Rocket" Richard Trophy. He becomes the youngest player in NHL history to lead the League in goals. The Jackets defeated the Detroit Red Wings 4-1 at Joe Louis Arena.

June 25, 2004 – The Blue Jackets announce that Gerard Gallant will remain as head coach. Former University of North Dakota Head Coach Dean Blais is named associate coach.

June 26 - 27, 2004 – The Blue Jackets select 11 players, including Lewiston's Alexandre Picard with the eighth overall pick at the 2004 Draft at RBC Center in Raleigh, N.C.

Aug. 20 - 29, 2004 – Team USA holds its training camp for the 2004 World Cup of Hockey at Nationwide Arena, including pre-tournament games against Team Canada and Team Russia.

Sept. 15, 2004 – The Collective Bargaining Agreement between the National Hockey League and the National Hockey League Players' Association expires. NHL Commissioner Gary Bettman announces that the league will not resume play until a new CBA is reached.

Feb. 16, 2005 – NHL Commissioner Gary Bettman announces that due to the lack of a new Collective Bargaining Agreement between the league and its players, the 2004-05 season has been cancelled.

Apr. 30 - May 15, 2005 – Blue Jackets left wing Rick Nash leads Team Canada to a silver medal at the 2005 World Championships. He leads the tournament in goal scoring, ranks second in points and is named to the All-Tournament team as he tallies 9-6-15 with a +7 plus/minus rating in nine games.

July 13, 2005 – The NHL and NHLPA announce an agreement in principle on a new Collective Bargaining Agreement.

July 22, 2005 – NHL Commissioner Gary Bettman announces that a new Collective Bargaining Agreement between the league and its players has been reached and NHL hockey will return in October 2005.

July 30, 2005 – The Blue Jackets select eight players, including Vancouver Giants center Gilbert Brule with the sixth overall pick, at the 2005 Draft held at the Westin Hotel in Ottawa.

Aug. 1 – 10, 2005 – In the opening days of the first free agent signing period under the new CBA, the Blue Jackets agree to terms with several players, including defensemen Adam Foote and Bryan Berard, forward Jan Hrdina and goaltender Martin Prusek.

Aug. 8, 2005 – The Blue Jackets re-sign left wing Rick Nash to a five-year contract.

Aug. 30, 2005 – Director of Amateur Scouting Don Boyd is promoted to director of player personnel.

Oct. 28, 2005 – The Blue Jackets beat Minnesota 2-1 at Nationwide Arena in the first game decided by a shootout in team history. Trevor Letowski beats Wild goaltender Dwayne Roloson in the eighth round to give the Jackets the win.

Nov. 15, 2005 – The Blue Jackets acquire six-time All-Star Sergei Fedorov and a fifth round pick in the 2006 NHL Draft from Anaheim in exchange for Tyler Wright and Francois Beauchemin.

Dec. 6, 2005 – Adam Foote is named the fourth captain in franchise history.

Dec. 21, 2005 – David Vyborny misses his first game since Oct. 17, 2002, snapping his franchise-record streak of 194 consecutive games played. He suffered a rib injury vs. Detroit on Dec. 20.

Jan. 8, 2006 – Bryan Berard scores three goals to collect his first career hat trick in a 5-2 win at Phoenix.

February 14 – 25, 2006 – Four Blue Jackets compete at the Winter Olympics in Turin, Italy. David Vyborny leads the Czech Republic to a bronze medal, while Rick Nash (Canada), Adam Foote (Canada) and Radoslav Suchy (Slovakia) also participate.

Mar. 24 – Apr. 3, 2006 – The Blue Jackets set a franchise record for consecutive wins with six, culminating with a 3-1 win at Nashville. The club also had road wins at St. Louis and Detroit and home wins over Calgary, San Jose and Chicago during the streak that was snapped with a 6-5 shootout loss at Detroit on Apr. 7.

Mar. 25, 2006 – Trailing 3-0 entering the third period, the Blue Jackets rally for four goals in the span of 7:37 to take a 4-3 lead over the Detroit Red Wings at Joe Louis Arena and go on to win 5-4 in a shootout.

Apr. 7, 2006 – Rick Nash scores his third goal, including the game-tying goal at 19:27 of the third period, to record his first career hat trick in a 6-5 shootout loss at Detroit.

Apr. 18, 2006 – Sergei Fedorov scores at 0:35 of overtime to give Columbus a 5-4 win over Dallas in the season finale at Nationwide Arena. The goal is Fedorov's 14th career overtime goal, which is tied with Toronto's Mats Sundin for the all-time lead in NHL history. The Blue Jackets finish the season with the most wins (35) and points (74) in franchise history.

June 24, 2006 – The Blue Jackets select 10 players, including Drummondville Voltigeurs center Derick Brassard with the sixth overall pick, at the 2006 Draft held at General Motors Place in Vancouver.

July 7, 2006 – Syracuse Crunch Head Coach Gary Agnew is named assistant coach of the Blue Jackets.

July 21, 2006 – Paul Castron is promoted to director of amateur scouting of the Blue Jackets.

Aug. 1, 2006 – Clint Malarchuk is named goaltending coach of the Blue Jackets.

Nov. 13, 2006 – The Blue Jackets fire head coach Gerard Gallant. Assistant Coach Gary Agnew is named interim head coach the following day.

Nov. 22, 2006 – Ken Hitchcock is named the fourth head coach in Blue Jackets history.

Dec. 2 – 9, 2006 – First-year NHL goaltender Fredrik Norrena plays 155:28 without allowing a goal to set a franchise record for the longest shutout streak. The stretch includes back-to-back shutouts at Edmonton (4-0, 21 saves) and Colorado (3-0, 42 saves).

Jan. 5, 2007 – For just the second time in team history, the Blue Jackets rally from a three-goal third period deficit to beat the Anaheim Ducks 4-3 at Honda Center. Columbus scores three times in a span of 1:54 capped by Manny Malhotra's game-winner with 1:20 left in the period. Goaltender Fredrik Norrena preserves the win by stopping All-Star Teemu Selanne's penalty shot attempt at the 19:39 mark.

Jan. 24, 2007 – Rick Nash makes his second consecutive appearance at the NHL All-Star Game played at American Airlines Center in Dallas. He registers four points on two goals and two assists to lead the Western Conference to a 12-9 win.

Feb. 24, 2007 – Columbus scores two shorthanded goals in a game for the first time in team history to overcome a 2-0 deficit to beat the New York Rangers 3-2 at Madison Square Garden. Jason Chimera's shorthanded goal at 11:02 of the second period tied the game at 2-2 and Rick Nash's shorthanded tally just 4:52 later is the game-winner.

Apr. 19, 2007 – Blue Jackets announce that President/General Manager Doug MacLean has been relieved of his duties with the organization. Michael Priest is named president of the organization and Jim Clark will serve as interim general manager.

Apr. 27 – May 13, 2007 – Five Blue Jackets – Rick Nash (Canada), Jason Chimera (Canada), David Vyborny (Czech Republic), Rostislav Klesla (Czech Republic) and Fredrik Norrena (Finland) – and prospects Raffaele Sannitz (Switzerland) and Jaroslav Balastik (Czech Republic) participate in the 2007 World Championships in Russia. Nash, who is named MVP of the tournament, and Chimera win gold medals for Canada, while Norrena helps Finland capture the silver medal.

June 15, 2007 – Scott Howson is named the second general manager in Blue Jackets history.

June 22 – 23, 2007 – The Blue Jackets select seven players, including Halifax Mooseheads right wing Jakub Voracek with the seventh overall pick, at the 2007 Draft held at Nationwide Arena.

June 28, 2007 – Claude Noel is named assistant coach of the Blue Jackets.

July 26, 2007 – Former Blue Jackets player Tyler Wright is named the club's development coach.

Nov. 23, 2007 – Pascal Leclaire makes 32 saves in a 4-0 win at Minnesota to record his team record sixth shutout in just his 15th start of the season. He would end the season with nine, ranking second in the NHL.

Dec. 26, 2007 – Jan. 15, 2008 – The Blue Jackets set a franchise record by winning six consecutive home games. The club beats Atlanta, Carolina, Edmonton, St. Louis, Nashville and Vancouver at Nationwide Arena during that stretch.

Dec. 31, 2007 – Rick Nash scores three goals to collect the 12th hat trick in Blue Jackets history in a 4-2 win over the Edmonton Oilers at Nationwide Arena. It is Nash's second career hat trick.

Jan. 17, 2008 – Rick Nash scores one of the most dynamic goals in NHL history as he beats a pair of Phoenix defensemen and goaltender Mikael Tellqvist with 21.5 seconds left in regulation to lift Columbus to a 4-3 win at Jobing.com Arena.

Jan. 27, 2008 – Rick Nash sets an NHL All-Star Game record by scoring a goal just :12 into the game en route to collecting the 15th hat trick in All-Star Game history at Philips Arena in Atlanta. The game marks Nash's third-straight All-Star Game selection after combining for 5-2-7 in the previous two games.

Feb. 23, 2008 – Pascal Leclaire records his ninth shutout of the season with 31 saves to beat the Montreal Canadiens 3-0 at Bell Centre. The Jackets improve to 3-1-1 all-time at Montreal, including two shutouts.

Mar. 12, 2008 – Rick Nash is named the fifth captain in franchise history.

Apr. 5, 2008 – Ken Hitchcock becomes just the 20th head coach in NHL history to reach the 900-game milestone when the Blue Jackets take on the St. Louis Blues at Scottrade Center.

Apr. 6, 2008 – Jason Chimera misses the season finale due to a groin injury, which ends his franchise record for consecutive games played at 243. The streak began on Oct. 9, 2005 at Chicago in his first game with the club.

FRANCHISE TIMELINE

April 25, 2008 – Blue Jackets majority owner and chairman John H. McConnell passes away at the age of 84. His son, John P. McConnell, assumes the duties of majority owner, chairman and governor for the hockey club.

May 2 - 18, 2008 – Six Blue Jackets compete at the 2008 IIHF World Championships in Canada. Head Coach Ken Hitchcock, Rick Nash, Jason Chimera and Pascal Leclaire represent the host Canadians, while Jiri Novotny and Jan Hejda play for the Czech Republic. Canada wins the silver medal as Nash is named to the All-Tournament Team for the third consecutive year.

June 20, 2008 – The Blue Jackets acquire center R.J. Umberger and a fourth round pick in the 2008 Draft from the Philadelphia Flyers in exchange for first and third round picks in 2008. Umberger becomes the first Ohio State hockey player to join the Blue Jackets organization.

June 20 - 21, 2008 – The Blue Jackets select nine players, including CSKA forward Nikita Filatov with the sixth overall pick, at the 2008 Draft held at Scotiabank Place in Ottawa.

July 3, 2008 – Chris MacFarland is promoted to assistant general manager.

July 9, 2008 – The Blue Jackets sign Head Coach Ken Hitchcock to a three-year contract extension through 2011-12 season.

Oct. 17, 2008 – Rookies Nikita Filatov and Jakub Voracek set a franchise record for fastest two goals scored vs. Nashville. The duo scores just :08 apart as Filatov lights the lamp at 14:18 of the first period and Voracek follows suit at the 14:26 mark.

Dec. 23, 2008 - Jan. 2, 2009 – Rookie Steve Mason sets the franchise record for longest shutout streak at 199:19 and becomes the first Blue Jackets goaltender to record three-straight shutouts – Dec. 27 vs. Philadelphia, Dec. 29 at Los Angeles and Dec. 31 at Anaheim.

Jan. 10, 2009 – Nikita Filatov scores three goals vs. Minnesota at Nationwide Arena to become the first rookie in Blue Jackets history to record a hat trick.

Jan. 25, 2009 – Rick Nash tallies 1-2-3 for the Western Conference in his fourth NHL All-Star Game, held at Bell Centre in Montreal.

Jan. 27, 2009 – Rick Nash collects his third career hat trick, scoring all three goals, including the game-winner in overtime, in a 3-2 win over Detroit at Nationwide Arena.

Feb. 19, 2009 – Ken Hitchcock becomes the 13th coach in NHL history to record 500 wins when the Blue Jackets beat the Toronto Maple Leafs 4-3 in a shootout at Air Canada Centre.

Mar. 7, 2009 – Rick Nash becomes the first player since Montreal's Maurice "Rocket" Richard in 1947-48 to record an unassisted hat trick as the Jackets set a franchise record for goals in a game in an 8-2 win at Detroit.

Mar. 12, 2009 – A regular season record crowd of 19,167 at Nationwide Arena is on hand to see the Blue Jackets defeat the Pittsburgh Penguins 4-3 in a shootout.

Apr. 8, 2009 – Rick Nash's goal at 14:30 of the third period erases a 3-2 Chicago lead and forces overtime, resulting in the Blue Jackets clinching the first playoff berth in franchise history. Fedor Tyutin's shootout goal is the game-winner as the Jackets beat the Blackhawks 4-3 at United Center.

Apr. 16, 2009 – The Blue Jackets drop a 4-1 decision at Detroit's Joe Louis Arena in the first Stanley Cup Playoff game in franchise history.

Apr. 21, 2009 – A Nationwide Arena record crowd of 19,219 is on hand for the first Stanley Cup Playoff game played in the state of Ohio. Detroit earns a 4-1 win in Game Three of the Western Conference Quarterfinals Series.

June 18, 2009 – Steve Mason wins Calder Trophy as NHL Rookie of the Year and Rick Nash wins the NHL Foundation Player Award at the 2009 NHL Awards in Las Vegas.

June 26 - 27, 2009 – The Blue Jackets select six players, including Chicago (USHL) defenseman John Moore with the 21st overall pick, at the 2010 Draft held at Bell Centre in Montreal.

June 30, 2009 – The Blue Jackets name Dave Rook goaltending coach.

July 3, 2009 – The Blue Jackets sign captain Rick Nash to an eight-year contract extension.

Oct. 10, 2009 – Mathieu Garon becomes the first goaltender in franchise history to record a shutout in his first start with the Blue Jackets as he makes 36 saves in a 2-0 win at Phoenix.

Nov. 30, 2009 – R.J. Umberger records the 16th hat trick in franchise history with three goals in a 5-2 win over St. Louis at Nationwide Arena.

Feb. 3, 2010 – The Blue Jackets fire head coach Ken Hitchcock. Assistant coach Claude Noel is named interim head coach for the remainder of the regular season.

Feb. 13-28, 2010 – Six Blue Jackets participate in the 2010 Olympic Games in Vancouver, British Columbia. Rick Nash helps lead Canada to the gold medal, while Samuel Pahlsson (Sweden), Fredrik Modin (Sweden), Fedor Tyutin (Russia), Jan Hejda (Czech Republic) and Milan Jurcina (Slovakia) also participate.

Mar. 25, 2010 – The Blue Jackets tie the franchise record for goals in a game in an 8-3 win over Chicago at Nationwide Arena.

Apr. 9, 2010 – Steve Mason sets a franchise record for most saves in a shutout when he stops 45 shots through regulation play and overtime in a 1-0 SOL vs. Detroit.

May 7-23, 2010 – Blue Jackets forward Jakub Voracek (Czech Republic) and defenseman Kris Russell (Canada) compete at the 2010 IIHF World Championships in Germany. Voracek helps the Czech Republic win the gold medal.

June 8, 2010 – Scott Arniel is named the fifth head coach in Blue Jackets history.

June 23, 2010 – Brad Berry is named assistant coach of the Blue Jackets.

June 25 - 26, 2010 – The Blue Jackets select eight players, including Portland Winterhawks center Ryan Johansen with the fourth overall pick, at the 2010 Draft held at STAPLES Center in Los Angeles.

June 29, 2010 – Kevin Collins is named strength & conditioning coach of the Blue Jackets.

July 1, 2010 – Dan Hinote is named assistant coach of the Blue Jackets.

July 5, 2010 – Bob Boughner is named assistant coach of the Blue Jackets.

Oct. 8 - 9, 2010 – The Blue Jackets open their 10th NHL season with a pair of games vs. the San Jose Sharks at Ericsson Globe Arena in Stockholm, Sweden in the 2010 Compuware NHL Premiere. The Sharks win the opener 3-2, while the Jackets take the second game 3-2 on an overtime goal by Ethan Moreau.

Nov. 10, 2010 – The Blue Jackets tie the franchise record for goals and record the most lopsided win in club history when they beat the St. Louis Blues 8-1 at Nationwide Arena.

Nov. 20, 2010 – Rick Nash records the 17th hat trick in Blue Jackets history with three goals in a 3-0 win at San Jose.

Nov. 10 - Dec. 1, 2010 – R.J. Umberger sets a franchise record with points in 10-consecutive games (3-10-13).

Dec. 16, 2010 – Kristian Huselius collects the 18th hat trick in Blue Jackets history with three goals in a 6-3 loss at Edmonton.

Jan. 15 - 18, 2011 – Columbus sets a franchise record by posting an eight-game regulation unbeaten streak on the road (6-0-2), which includes a club-best six-straight road wins from Jan. 19-Feb. 18.

Jan. 30, 2011 – Rick Nash plays in his fifth-straight NHL All-Star Game, tallying 1-1-2 at RBC Center in Raleigh.

Feb. 25, 2011 – Matt Calvert becomes the second rookie in club history to collect a hat trick – the 19th by a Blue Jacket – when he scores three goals in a 5-3 win over Phoenix at Nationwide Arena.

June 6, 2011 – Ian Clark is named goaltending coach of the Blue Jackets.

June 20, 2011 – Todd Richards is named assistant coach of the Blue Jackets.

June 23, 2011 – Columbus acquires All-Star center Jeff Carter from Philadelphia in exchange for Jakub Voracek and first and third round picks in the 2011 Entry Draft.

June 24 - 25, 2011 – The Blue Jackets select six players in the 2011 Draft held at the Xcel Energy Center in St. Paul, Minn. The club's top pick is Oshawa Generals center Boone Jenner, who is taken in the second round, 37th overall.

July 1, 2011 – Two days after acquiring his rights from Montreal, the Blue Jackets sign defenseman James Wisniewski to a six-year contract.

Aug. 2, 2011 – The Blue Jackets promote Tyler Wright to director of amateur scouting and development coach, add Greg Dreichsel as an amateur scout and hire Nolan Pratt as an assistant coach for the Springfield Falcons (AHL).

Nov. 21, 2011 – James Wisniewski scores 2:43 into overtime to give Columbus its first win at Nashville since Apr. 3, 2006, snapping a 17-game winless skid.

Dec. 7, 2011 – Craig Patrick is named senior advisor, hockey operations of the Blue Jackets.

Dec. 22, 2011 – Jeff Carter tallies the 20th hat trick in franchise history with three goals at Nashville's Bridgestone Arena.

Jan. 9, 2012 – The Blue Jackets fire Head Coach Scott Arniel. Assistant coach Todd Richards is named interim head coach for the remainder of the season.

Jan. 12, 2012 – Ryan Johansen is one of 12 rookies selected to participate in NHL All-Star Weekend Jan. 26-27 at Scotiabank Place in Ottawa, Ontario.

Feb. 21, 2012 – Jeff Carter registers the 21st hat trick in club history with three goals in a 6-3 win over San Jose at Nationwide Arena.

Feb. 23, 2012 – The Blue Jackets acquire defenseman Jack Johnson and a conditional first round pick from Los Angeles in exchange for Jeff Carter.

Mar. 23, 2012 – R.J. Umberger notches the 22nd hat trick in franchise history with three goals in a 5-1 win over Carolina at Nationwide Arena.

Apr. 5, 2012 – Cam Atkinson becomes the third rookie in club history to collect a hat trick – the 23rd by a Blue Jacket – when he scores three goals in a 5-2 win over Colorado at Pepsi Center.

May 4 - 20, 2012 – Five players participate in the 2012 World Championships in Finland and Sweden. Nikita Nikitin helps lead Russia to the gold medal, while Jack Johnson and Cam Atkinson (United States), Marc Methot (Canada) and prospect Thomas Larkin (Italy) also participate.

May 14, 2012 – The Blue Jackets announce that Todd Richards will remain as head coach.

May 21, 2012 – Brad Larsen is named head coach of the Springfield Falcons, Columbus' American Hockey League affiliate.

June 5, 2012 – Chris Clark is named development coach of the Blue Jackets.

June 20, 2012 – Craig Hartsburg is named associate coach, while Keith Acton is named assistant coach.

June 22 - 23, 2012 – The Blue Jackets select six players, including Everett Silvertips defenseman Ryan Murray with the second overall pick, at the 2012 Draft held at CONSOL Energy Center in Pittsburgh, Pennsylvania.

July 23, 2012 – The Blue Jackets acquire Artem Anisimov, Brandon Dubinsky, Tim Erixon and a 2013 first round pick in exchange for Rick Nash, Steven Delisle and a 2013 conditional third round pick.

Sept. 16, 2012 – The Collective Bargaining Agreement between the National Hockey League and the National Hockey League Players Association expires. NHL Commissioner Gary Bettman announces that the league will not resume play until a new CBA is reached.

Oct. 24, 2012 – John Davidson is named president of hockey operations and alternate governor of the Blue Jackets.

Jan. 6, 2013 – NHL Commissioner Gary Bettman announces that the tentative framework of a new Collective Bargaining Agreement between the league and its players has been reached.

Jan. 19, 2013 – Columbus opens the 12th season in franchise history with a 3-2 win at Nashville as Nick Foligno and Artem Anisimov each scored goals and Sergei Bobrovsky made 32 saves in their Blue Jackets' debuts.

Feb. 11, 2013 – Vinny Prospal and Mark Letestu tie a team record by scoring goals eight seconds apart during a 6-2 win over San Jose at Nationwide Arena.

Feb. 12, 2013 – The Blue Jackets announce that Executive Vice President and General Manager Scott Howson has been relieved of his duties with the club.

Feb. 13, 2013 – The Blue Jackets introduce Jarmo Kekalainen as the third general manager in franchise history. The Tampere, Finland native becomes first European-born general manager in NHL history.

Feb. 26-Mar. 22, 2013 – The Blue Jackets set a franchise record by earning at least one point in 12 consecutive games, recording an 8-0-4 record during that span.

Feb. 26 -Apr. 7, 2013 – Columbus sets a team record for most consecutive home games earning at least one point, going 8-0-3 over 11 games.

Mar. 14, 2013 – The National Hockey League announces a realignment plan that has Columbus playing in the Eastern Conference beginning in 2013-14. The Blue Jackets join a division featuring Carolina, New Jersey, NY Islanders, NY Rangers, Philadelphia, Pittsburgh and Washington.

Mar. 22, 2013 – Nick Foligno sets a team record for the fastest two goals scored by a single player 0:51 apart (13:05 and 13:56 of the 2nd period) vs. Calgary. Artem Anisimov scores at the 14:20 mark of the 2nd as the three goals scored 1:15 apart set a new club mark for quickest three goals scored by the Blue Jackets.

Mar. 31, 2013 – Mark Letestu scores 4:00 into overtime to give Columbus a 2-1 home win over Anaheim and a 10-2-4 record in March, marking the winningest month in franchise history.

Apr. 3, 2013 – Columbus makes several moves prior to the trade deadling, highlighted by the acquisition of All-Star RW Marian Gaborik, Steven Delisle and Blake Partlett from the NY Rangers in exchange for Derick Brassard, Derek Dorsett, John Moore and a sixth round pick in the 2014 NHL Draft.

Apr. 27, 2013 – The Blue Jackets end the 2012-13 campaign with a 3-1 home win over Nashville, giving them a 24-17-7 record and finishing the season with a winning pct. of .573 – the best mark in franchise history.

June 15, 2013 – Sergei Bobrovsky is named the winner of the Vezina Trophy as the NHL's most outstanding goaltender for 2012-13 prior to Game 2 of the Stanley Cup Final at the United Center in Chicago. Henrik Lundqvist of the NY Rangers and Antti Niemi of the San Jose Sharks were the other finalists for the award.

June 30, 2013 – Columbus selects eight players at the 2013 NHL Entry Draft in Newark, New Jersey, including three first round picks: forwards Alexander Wennberg, Kerby Rychel and Marko Dano.

July 5, 2013 – The Jackets sign free agent forward Nathan Horton to a seven-year contract.

ALL-TIME TRANSACTIONS

2000

May 8 Signed LW Jonathan Schill as a free agent.
May 11 Acquired C Chris Nielsen from NY Islanders for fourth and ninth round picks in the 2000 Entry Draft.
May 16 Signed LW Mathieu Darche as a free agent.
May 16 Signed G Greg Gardner as a free agent.
May 17 Signed LW Jeremy Reich as a free agent.
May 25 Acquired C Espen Knutsen from Anaheim for a fourth round pick in the 2001 Draft.
May 26 Signed C Blake Bellefeuille as a free agent.
May 26 Claimed D Jamie Heward off waivers from NY Islanders.
May 29 Signed D Dan Watson as a free agent.
May 30 Signed LW Martin Spanhel as a free agent.
June 2 Signed RW Reggie Savage as a free agent.
June 5 Signed C Brad Moran as a free agent.
June 7 Acquired G Marc Denis from Colorado for a second round pick in the 2000 Entry Draft.
June 8 Signed RW David Vyborny as a free agent.
June 12 Acquired RW Jan Caloun, a ninth round pick in the 2000 Draft and future considerations from San Jose for future considerations.
June 12 Acquired LW Krzysztof Oliwa from New Jersey for third round pick in the 2001 Draft.
June 22 Selected 26 players in Expansion Draft.
June 23 Acquired D Jean-Luc Grand-Pierre, RW Matt Davidson, a fifth round pick in the 2000 Entry Draft and a fifth round pick in the 2001 Draft from Buffalo for past considerations.
June 23 Acquired D Deron Quint from New Jersey for past considerations.
June 29 Signed D Lyle Odelein as a free agent.
July 4 Signed G Ron Tugnutt as a free agent.
July 7 Signed D Frantisek Kucera as a free agent.
July 11 Signed C Serge Aubin as a free agent.
July 18 Signed D Michael Gaul as a free agent.
July 20 Signed D Petteri Nummelin.
July 24 Signed RW Jan Caloun.
Aug. 3 Signed C Bill Bowler as a free agent.
Aug. 3 Signed LW Sean Selmser as a free agent.
Aug. 3 Signed D Andrei Stryubko as a free agent.
Aug. 7 Signed D Sergei Klimentiev as a free agent.
Aug. 16 Acquired RW Kent McDonell from Detroit for a sixth round pick in the 2003 Draft.
Aug. 24 Signed D Kevin Dahl as a free agent.
Aug. 24 Signed RW Mike Maneluk as a free agent.
Aug. 31 Signed G Marc Denis, restricted free agent, to a multi-year contract.
Sept. 24 Signed D Tyler Sloan as a free agent.
Oct. 2 Signed D Rostislav Klesla, a first round draft pick in the 2000 Draft, to a three-year contract.
Oct. 6 Signed LW Steve Maltais as a free agent, to a one-year contract.
Nov. 9 Acquired G Jean-Francois Labbe from NY Rangers for D Bert Robertsson.
Nov. 23 Placed RW Jan Caloun on unconditional waivers.
Nov. 27 Signed RW Alexander Selivanov as a free agent, to a one-year contract.

2001

Jan. 14 Acquired a third round pick in the 2001 Draft from Pittsburgh for LW Krzysztof Oliwa.
Jan. 31 Signed LW Jody Shelley as a free agent.
Mar. 13 Acquired LW Ray Whitney and considerations from Florida for C Kevyn Adams and a fourth round pick in the 2001 Draft.
Mar. 13 Acquired a third round pick in the 2001 Draft from Buffalo for RW Steve Heinze.

Mar. 13 Acquired a sixth round pick in the 2001 Draft from Pittsburgh for D Frantisek Kucera.
Mar. 13 Claimed RW Blake Sloan off waivers from Dallas.
Mar. 14 Re-signed D Radim Bicanek, to a multi-year contract.
May 7 Signed G Karl Goehring as a free agent.
May 10 Signed D Duvie Westcott as a free agent.
May 18 Claimed C Sean Pronger off waivers from NY Islanders.
May 29 Signed C Brett Harkins as a free agent.
May 31 Signed D Jeff Ware as a free agent.
June 20 Signed C Andrej Nedorost.
June 20 Signed LW Martin Paroulek.
June 24 Acquired D Paul Manning from Calgary for a fifth round pick in the 2001 Draft.
July 7 Signed RW David Ling as a free agent.
July 7 Signed C Mike Sillinger as a free agent, to a multi-year contract.
July 9 Re-signed RW Blake Sloan to a multi-year contract.
July 10 Signed D Darrel Scoville as a free agent.
July 13 Re-signed C Tyler Wright, to a multi-year contract.
July 31 Re-signed D Mattias Timander.
July 31 Re-signed RW Matt Davidson.
July 31 Re-signed D Andrei Stryubko.
July 31 Re-signed G Greg Gardner.
Aug. 3 Re-signed D Jamie Pushor.
Aug. 23 Re-signed LW Geoff Sanderson to a one-year contract.
Aug. 29 Acquired RW Grant Marshall from Dallas for a second round pick in the 2003 Draft.
Sept. 17 Signed G Andrew Penner as a free agent.
Sept. 17 Signed D Derrick Walser as a free agent.
Sept. 24 Re-signed D Deron Quint to a two-year contract.
Sept. 28 Claimed LW Kirk Muller off waivers from Dallas.
Sept. 28 Acquired D Evgeny Petrochinin from Dallas for LW Kirk Muller.
Oct. 19 Signed G Shane Bendera to a multi-year contract.

2002

Mar. 15 Acquired a fourth round pick in the 2003 Draft from Pittsburgh for D Jamie Pushor.
Mar. 19 Acquired D Jaroslav Spacek and a second round pick in the 2003 Draft from Chicago for D Lyle Odelein.
Mar. 19 Acquired D Jamie Allison from Calgary for RW Blake Sloan.
Apr. 22 Re-signed LW Jody Shelley to a multi-year contract.
Apr. 23 Signed G Pascal Leclaire, first round pick and eighth overall, to a multi-year contract.
May 28 Re-signed RW David Vyborny to a one-year contract.
May 28 Signed C Sean Pronger to a multi-year deal.
May 28 Signed D Scott Heffernan to a multi-year deal.
June 2 Signed RW Ben Knopp to a multi-year contract.
June 18 Acquired 20th overall pick in the 2002 Draft from Dallas for G Ron Tugnutt and the 32nd pick in the 2002 Draft.
June 22 Acquired first overall pick in the 2002 Draft from Florida for third overall pick and future considerations.
June 22 Acquired rights to LW Mike Pandolfo and the 30th overall pick in the 2002 Draft from Buffalo for the 20th overall pick in the 2002 Draft.
June 22 Acquired the 41st and 96th picks overall in the 2002 Draft from Atlanta for the 30th overall in the 2002 Draft.
June 22 Acquired a fourth round pick in the 2002 Draft from NY Islanders for D Mattias Timander.
June 23 Acquired sixth and seventh round picks in the 2002 Draft from Philadelphia for a fifth round pick in the 2003 Draft.
June 23 Acquired ninth round pick in the 2002 Draft from Florida for ninth round pick in the 2003 Draft.
June 26 Re-signed RW Grant Marshall to a multi-year deal.
June 26 Signed C/LW Lasse Pirjeta to a one-year deal, with the option for a second season.

June 27 Re-signed G Marc Denis to a multi-year contract.
July 2 Signed RW Tim Jackman to a multi-year contract.
July 4 Signed D Scott Lachance as a free agent, to a multi-year contract.
July 4 Signed D Luke Richardson as a free agent, to a multi-year contract.
July 8 Signed LW Mike Pandolfo to a multi-year deal.
July 8 Re-signed D Jamie Allison to a one-year contract.
July 17 Signed C Don MacLean as a free agent, to a one-year deal with a club option for a second season.
July 29 Re-signed C Espen Knutsen to a multi-year deal.
July 29 Re-signed D Jean-Luc Grand-Pierre to a multi-year deal.
July 29 Re-signed LW Geoff Sanderson to a one-year deal.
Aug. 15 Signed C Andrew Cassels as a free agent, to a multi-year contract.
Oct. 4 Claimed D Mathieu Biron from Tampa Bay in the 2002 Waiver Draft.
Oct. 4 Acquired RW Petr Tenkrat from Florida in exchange for D Mathieu Biron.
Oct. 5 Claimed RW Hannes Hyvonen off waivers from Florida.
Oct. 7 Signed LW Rick Nash to a three-year contract.
Dec. 2 Traded RW Chris Nielsen and the rights to D Peterri Nummelin to Atlanta for RW Tomi Kallio and D Pauli Levokari.

2003

Jan. 1 Announced LW Tomi Kallio was claimed off waivers by Philadelphia.
Jan. 20 Signed D Darren Van Impe as a free agent.
Feb. 10 Acquired D Brandon Buckley from Pittsburgh for D Pauli Levokari.
Mar. 10 Traded RW Grant Marshall to New Jersey for a conditional draft pick.
May 7 Re-signed LW Geoff Sanderson and RW David Vyborny.
May 15 Re-signed D Duvie Westcott.
May 15 Signed LW Joe Motzko as a free agent.
June 2 Signed G Fred Brathwaite as a free agent.
June 3 Signed D Aaron Johnson to a multi-year contract.
June 12 Re-signed C Don MacLean to a one-year contract with an option for a second season.
June 12 Re-signed D Pauli Levokari to a one-year contract with an option for a second season.
July 1 Re-signed C Andrew Cassels to a multi-year contract.
July 3 Signed C Todd Marchant as a free agent, to a multi-year contract.
July 3 Signed RW Trevor Letowski as a free agent, to a multi-year contract.
July 15 Signed C Mark Hartigan as a free agent, to a one-year contract.
July 15 Signed D Alexander Guskov to a multi-year deal.
July 18 Re-signed D Derrick Walser.
July 18 Re-signed D Darrel Scoville.
July 22 Acquired D Darryl Sydor from Dallas for C Mike Sillinger and a second round pick in the the 2004 Draft.
July 24 Re-signed D David Ling.
July 24 Re-signed C Brad Moran.
Aug. 14 Re-signed RW Kent McDonell.
Aug. 14 Re-signed LW Jeremy Reich.
Aug. 15 Signed RW Nikolai Zherdev to a multi-year contract.
Aug. 26 Re-signed G Karl Goehring.
Oct. 3 Claimed C Travis Green from Toronto in Waiver Draft.
Oct. 3 Acquired a sixth round choice in the 2004 Draft from Boston in exchange for C Travis Green.
Oct. 3 Announced RW Petr Tenkrat was claimed by Toronto in the Waiver Draft.
Oct. 6 Signed C Dan Fritsche to a multi-year contract.

Oct. 10 Signed D Anders Eriksson as a free agent, to a one-year, two-way NHL-AHL contract.
Oct. 30 Acquired D Zenith Komarniski from Vancouver for C Sean Pronger.
Nov. 21 Claimed C Manny Malhotra off waivers from Dallas.
Dec. 10 Signed D Jamie Pushor as a free agent to a one-year contract.
Dec. 16 Announced buy-out agreement had been reached with C Espen Knutsen.
Dec. 31 Announced RW Jean-Luc Grand-Pierre was claimed off waivers by Atlanta.

2004

Jan. 9 Announced D Todd Rohloff was claimed off waivers by Washington.
Jan. 23 Acquired an eighth round pick in the 2004 Draft from NY Rangers for D Jamie Pushor.
Jan. 27 Acquired C Alexander Svitov and a third round pick in the 2004 Draft for D Darryl Sydor and a fourth round pick in the 2004 Draft.
Mar. 9 Acquired a third round pick in the 2004 Draft from Vancouver for LW Geoff Sanderson.
Mar. 9 Acquired C Brian Holzinger from Pittsburgh for C Lasse Pirjeta.
Mar. 19 Signed RW Steven Goertzen to a multi-year contract.
Apr. 12 Signed D Prestin Ryan as a free agent.
Apr. 15 Signed C Greg Mauldin as a free agent to a multi-year deal.
Apr. 15 Signed RW Brandon Sugden as a free agent, to a one-year, two-way NHL-AHL contract.
June 1 Signed D Ole-Kristian Tollefsen to a multi-year contract.
June 1 Signed RW Tim Konsorada to a multi-year contract.
June 10 Re-signed D Rostislav Klesla to a one-year contract.
June 16 Acquired G Arturs Irbes from Carolina in exchange for future considerations.
June 28 Claimed LW Geoff Sanderson off waivers from Vancouver.
June 28 Re-signed G Karl Goehring.
June 30 Re-signed RW Kent McDonell.
June 30 Signed RW Tyler Kolarik to an entry level contract.
June 30 Signed C Raffaele Sannitz to an entry level contract.
July 6 Acquired D Rostislav Suchy and a sixth round pick in the 2005 Draft from Phoenix in exchange for a fourth round pick in the 2005 Draft.
July 7 Re-signed C Mark Hartigan.
July 7 Signed D Andre Lakos as a free agent.
July 7 Signed F Mattias Trattnig as a free agent.
July 22 Re-signed D Darrel Scoville.
Aug. 26 Re-signed LW Mike Pandolfo.
Aug. 31 Re-signed C Brad Moran.
Sept. 7 Claimed C Jeff Panzer off waivers from St. Louis.
Sept. 14 Re-signed RW David Vyborny and G Marc Denis to multi-year contracts.
Sept. 14 Claimed D Francois Beauchemin off waivers from Montreal.

2005

July 28 Exercised option on a one-year contract with D Radoslav Suchy.
July 28 Re-signed RW Joe Motzko to a two-year, two-way NHL-AHL contract.
July 28 Re-signed D Duvie Westcott to a two-year contract.
July 28 Signed C Philippe Dupuis to a three-year entry level contract.
July 28 Signed D Marc Methot to a three-year entry level contract.
July 30 Acquired a fourth round pick in the 2005 Draft from Carolina for a fourth round pick in the 2006 Draft and the rights to D Derrick Walser.
Aug. 1 Re-signed D Francois Beauchemin to a two-year contract.

ALL-TIME TRANSACTIONS

Aug. 2 Signed D Adam Foote as a free agent, to a three-year contract.
Aug. 3 Signed D Bryan Berard as a free agent, to a two-year contract.
Aug. 4 Signed G Martin Prusek as a free agent, to a one-year contract.
Aug. 8 Re-signed LW Rick Nash to a five-year contract.
Aug. 10 Signed C Jan Hrdina as a free agent, to a one-year contract.
Aug. 11 Signed C Ben Simon as a free agent, to a one-year contract.
Aug. 12 Re-signed D Jeff MacMillan as a free agent, to a one-year contract.
Aug. 15 Re-signed RW Tim Jackman to a one-year contract.
Aug. 15 Re-signed D Rostislav Klesla to a one-year contract.
Aug. 15 Re-signed G Pascal Leclaire to a one-year contract.
Aug. 15 Re-signed RW Brandon Sugden to a one-year contract.
Aug. 16 Signed C Andrew Murray to an entry level contract.
Aug. 19 Signed RW Jaroslav Balastik to a one-year contract.
Aug. 22 Re-signed C Mark Hartigan to a two-year, two-way NHL-AHL contract.
Aug. 22 Signed D Mark Flood as a free agent, to a three-year entry level contract.
Aug. 22 Signed C Peter Sarno as a free agent, to a one-year, two-way NHL-AHL deal.
Aug. 29 Signed RW Alexandre Picard to a three-year contract.
Aug. 29 Signed G Tomas Popperle to a three-year contract.
Oct. 3 Signed C Gilbert Brule to a three-year contract.
Oct. 4 Claimed D Andy Delmore off waivers from Detroit.
Oct. 8 Acquired D Cale Hulse, C Mike Rupp, LW Jason Chimera from Phoenix for LW Geoff Sanderson and RW Tim Jackman.
Nov. 15 Acquired C Sergei Fedorov, a fifth round pick in the 2006 Draft from Anaheim for D Francois Beauchemin and C Tyler Wright.
Nov. 25 Signed C Geoff Platt as a free agent, to a multi-year contract.
Nov. 29 Claimed D Ron Hainsey off waivers from Montreal.
Dec. 30 Signed LW Darcy Verot as a free agent, to a one-year contract.

2006

Feb. 3 Signed C Joakim Lindstrom to a three-year entry level contract.
Feb. 28 Acquired LW Cam Severson from Calgary for D Cale Hulse.
Mar. 8 Traded D Luke Richardson to Toronto for conditional draft pick.
Apr. 18 Re-signed D Rostislav Klesla to a four-year contract.
May 5 Re-signed RW David Vyborny to a two-year contract.
June 1 Signed G Dan LaCosta to a three-year entry level contract.
June 1 Signed RW Petr Pohl to a three-year entry level contract.
June 1 Signed D Kyle Wharton to a three-year entry level contract.
June 15 Re-signed LW Jody Shelley to a two-year contract.
June 20 Re-signed C Manny Malhotra to a three-year contract.
June 30 Acquired LW Fredrik Modin and G Fredrik Norrena from Tampa Bay for G Marc Denis.
July 1 Signed D Kris Russell to an entry level contract.
July 1 Signed D Anders Eriksson as a free agent, to a one-year contract.
July 1 Re-signed C Alexander Svitov to a multi-year contract.
July 6 Signed G Ty Conklin as a free agent to a one-year, two-way NHL-AHL contract.
July 6 Signed D Tomas Kloucek as a free agent to a one-year, two-way NHL-AHL contract.
July 11 Re-signed D Ron Hainsey to a two-year contract.
July 18 Re-signed G Pascal Leclaire to a two-year contract.
July 21 Signed C Janne Hauhtonen as a free agent to a one-year, two-way NHL-AHL contract.
July 21 Signed D Jamie Pushor as a free agent to a one-year, two-way NHL-AHL contract.
July 22 Re-signed LW Jason Chimera to a two-year contract.
Aug. 8 Signed D Filip Novak as a free agent, to a two-year, two-way NHL-AHL contract.
Aug. 22 Signed C Eric Boguniecki as a free agent to a one-year, two-way NHL-AHL contract.

Sept. 13 Signed RW Anson Carter as a free agent to a one-year contract.
Sept. 28 Re-signed RW Nikolai Zherdev to a three-year contract.
Oct. 25 Acquired D Ryan Caldwell from NY Islanders for C Eric Boguniecki.
Nov. 29 Acquired D Derrick Walser from Carolina for D Mark Flood.

2007

Jan. 26 Acquired LW Curtis Glencross, C Zenon Konopka and a conditional seventh round pick in either the 2007 or 2008 Draft from Anaheim in exchange for RW Joe Motzko, C Mark Hartigan and a fourth round pick in the 2007 Draft.
Feb. 11 Re-signed G Fredrik Norrena to a multi-year contract.
Feb. 23 Acquired a fifth round pick in the 2008 Draft from Carolina for RW Anson Carter.
Feb. 26 Re-signed LW Fredrik Modin to a multi-year contract.
Feb. 27 Acquired a fifth round pick in the 2007 Draft from Buffalo for G Ty Conklin.
Feb. 27 Claimed G Brian Boucher off waivers from Chicago.
Mar. 19 Signed D Jon Landry as a free agent, to a two-year entry level contract.
Mar. 24 Signed D Darcy Campbell as a free agent, to a two-year entry level contract.
Mar. 27 Signed LW Tom Sestito to a three-year entry level contract.
Apr. 7 Signed RW Jared Boll to a three-year entry level contract.
Apr. 7 Signed RW Derek Dorsett to a three-year entry level contract.
May 9 Signed G Steve Mason to a three-year entry level contract.
May 16 Acquired a fifth round pick in the 2007 Draft from Boston in exchange for the rights to D Adam McQuaid.
May 25 Signed LW Kirill Starkov to a three-year entry level contract.
June 1 Signed D Mikko Maenpaa as a free agent, to a one-year, two-way NHL-AHL contract.
July 1 Signed D Sheldon Brookbank as a free agent, to a one-year contract.
July 2 Re-signed D Ole-Kristian Tollefsen to a two-year contract.
July 2 Re-signed C Alexander Svitov to a two-year contract.
July 3 Signed C Jiri Novotny as a free agent, to a two-year contract.
July 5 Signed D Jan Hejda as a free agent, to a one-year contract.
July 10 Re-signed LW Curtis Glencross to a one-year, two-way NHL-AHL contract.
July 10 Re-signed LW Joakim Lindstrom to a one-year, two-way NHL-AHL contract.
July 10 Re-signed C Andrew Murray to a one-year, two-way NHL-AHL contract.
July 10 Re-signed RW Steve Goertzen to a two-year, two-way NHL-AHL contract.
July 11 Signed C Derek MacKenzie as a free agent, to a one-year, two-way NHL-AHL contract.
July 11 Signed D Dan Smith as a free agent, to a one-year, two-way NHL-AHL contract.
Aug. 3 Signed C Jakub Voracek to a three-year entry level contract.
Aug. 7 Signed C Kris Beech as a free agent to a one-year, two-way NHL-AHL contract.
Aug. 23 Signed C Michael Peca as a free agent to a one-year contract.
Sept. 13 Suspended C Alexander Svitov.
Nov. 6 Signed RW Stefan Legein to a three-year entry level contract.
Nov. 15 Acquired D Aaron Rome and D Clay Wilson from Anaheim in exchange for C Geoff Platt.

2008

Jan. 29 Acquired a sixth round pick in the 2009 Draft from San Jose in exchange for LW Jody Shelley.
Feb. 1 Acquired D Dick Tarnstrom from Edmonton in exchange for LW Curtis Glencross.

Feb. 26 Acquired conditional first and fourth round picks from Colorado in exchange for D Adam Foote.

Feb. 26 Acquired D Theo Ruth from Washington in exchange for C Sergei Fedorov.

Feb. 28 Acquired LW Nate DiCasmirro from Phoenix in exchange for RW Steven Goertzen.

Mar. 7 Re-signed C Andrew Murray to three-year contract.

Mar. 28 Signed D Nick Holden to a three-year entry level contract.

Apr. 7 Signed D Grant Clitsome to a three-year entry level contract.

Apr. 29 Re-signed D Jan Hejda to a three-year contract.

May 27 Acquired D Jonathan Sigalet from Boston for the rights to LW Matt Marquardt.

June 20 Acquired C R.J. Umberger and a fourth round pick in the 2008 Draft from Philadelphia for first and third round picks in 2008 Draft.

June 21 Acquired a fourth and fifth round pick in the 2008 Draft from Boston for a fourth round pick in 2008 Draft.

July 1 Acquired LW Raffi Torres from Edmonton for C Gilbert Brule.

July 1 Signed D Mike Commodore as a free agent, to a five-year contract.

July 2 Acquired D Fedor Tyutin and D Christian Backman from NY Rangers for C Dan Fritsche and RW Nikolai Zherdev.

July 2 Signed RW Kristian Huselius as a free agent, to a four-year contract.

July 7 Signed C R.J. Umberger to a four-year contract.

July 7 Re-signed D Clay Wilson to a one-year, two-way NHL-AHL contract.

July 7 Re-signed D Andrey Plekhanov to a two-year, two-way NHL-AHL contract.

July 7 Signed LW John Vigilante as a free agent to a one-year, two-way NHL-AHL contract.

July 9 Signed C Nikita Filatov to a three-year entry level contract.

July 11 Re-signed C Michael Peca to a one-year contract.

July 14 Re-signed C Derek MacKenzie to a two-year, two-way NHL-AHL contract.

July 14 Signed LW Craig MacDonald to a one-year, two-way NHL-AHL contract.

July 15 Acquired conditional draft pick from Anaheim for LW Joakim Lindstrom.

July 16 Re-signed LW Alexandre Picard a one-year, two-way NHL-AHL contract.

July 16 Re-signed D Marc Methot a one-year, two-way NHL-AHL contract.

July 16 Signed C Steve Kelly as a free agent to a one-year, two-way NHL-AHL contract.

July 17 Re-signed D Aaron Rome to a one-year, two-way NHL-AHL contract.

July 25 Signed LW Mike York as a free agent to a one-year contract.

July 30 Re-signed G Pascal Leclaire to a three-year contract.

Aug. 29 Signed RW Maksim Mayorov to a three-year entry level contract.

2009

Jan. 10 Acquired RW Mike Blunden from Chicago for RW Adam Pineault.

Jan. 14 Acquired C Jason Williams from Atlanta for D Clay Wilson and San Jose's sixth round pick in the 2009 Draft.

Jan. 17 Claimed G Wade Dubielewicz off waivers from NY Islanders.

Feb. 21 Claimed C Chris Gratton off waivers from Tampa Bay.

Mar. 4 Acquired C Antoine Vermette from Ottawa for G Pascal Leclaire and a second round pick in the 2009 Draft.

Mar. 4 Acquired G Kevin Lalonde from Calgary for a fourth round pick in the 2009 Draft.

July 1 Signed D Brent Regner to a three-year entry level contract.

July 1 Signed C Samuel Pahlsson as a free agent to a three-year contract.

July 1 Signed G Mathieu Garon as a free agent to a two-year contract.

July 3 Signed C Trevor Frischmon as a free agent to a one-year, two-way NHL-AHL contract.

July 3 Signed LW Rick Nash to eight-year contract extension.

July 6 Signed C Pascal Pelletier as a free agent to a one-year, two-way NHL-AHL contract.

July 10 Re-signed D Jonathan Sigalet to a two-year, two-way NHL-AHL contract.

July 14 Signed D Mathieu Roy as a free agent to a one-year, two-way NHL-AHL contract.

July 21 Re-signed RW Mike Blunden to a one-year, two-way NHL-AHL contract.

July 21 Signed D John Moore to a three-year entry level contract.

July 22 Re-signed D Marc Methot to a two-year contract.

July 28 Re-signed G Dan LaCosta to a one-year, two-way NHL-AHL contract.

Sept. 9 Re-signed LW Alexandre Picard to a one-year contract.

Sept. 12 Re-signed RW Derek Dorsett to a two-year contract extension.

Sept. 15 Re-signed C Antoine Vermette to a five-year contract extension.

Sept. 28 Acquired D Anton Stralman from Calgary for a third round pick in the 2010 Draft.

Oct. 8 Acquired LW Jordan LaVallee-Smotherman from Atlanta for future considerations.

Oct. 20 Acquired D Michael Ratchuk from Philadelphia for RW Stefan Legein.

Dec. 8 Acquired D Brandon Bell and F Tomas Kana from St. Louis for F Pascal Pelletier.

Dec. 28 Acquired D Milan Jurcina and RW Chris Clark from Washington for LW Jason Chimera.

2010

Mar. 1 Acquired C Greg Moore from NY Islanders in exchange for D Dylan Reese.

Mar. 3 Acquired conditional sixth round pick in the 2010 Draft from Washington for D Milan Jurcina.

Mar. 3 Acquired D Nathan Paetsh and a second round pick in the 2010 Draft from Buffalo for LW Raffi Torres.

Mar. 3 Acquired conditional seventh round pick in the 2010 Draft from Los Angeles for LW Fredrik Modin.

Mar. 3 Acquired C Chad Kolarik from Phoenix for LW Alexander Picard.

Mar. 3 Acquired the rights to C Matt Rust from Florida for D Mathieu Roy.

Mar. 18 Signed LW Matt Calvert to a three-year entry level contract.

Apr. 12 Signed D Theo Ruth to a three-year entry level contract.

Apr. 29 Signed D Cody Goloubef to a three-year entry level contract.

May 5 Signed G Gustaf Wesslau to a one-year, two-way NHL-AHL contract.

May 6 Signed D Steven Delisle to a three-year entry level contract.

May 18 Signed RW Tomas Kubalik to a three-year entry level contract.

June 3 Signed D David Savard to a three-year entry level contract.

June 9 Re-signed C Tomas Kana to a one-year, two-way, entry level contract.

June 30 Claimed LW Ethan Moreau off waivers from Edmonton.

July 1 Re-signed C Derek MacKenzie to a two-year, two-way NHL-AHL contract.

July 2 Re-signed C Trevor Frischmon to a one-year, two-way contract.

July 2 Signed D Nate Guenin as a free agent, to a one-year, two-way contract.

July 2 Signed C Kyle Wilson as a free agent, to a one-year, two-way contract.

ALL-TIME TRANSACTIONS

July 7 Signed G David LeNeveu as a free agent, to a one-year, two-way contract.

July 13 Re-signed RW Jared Boll to a two-year contract.

July 15 Re-signed LW Tom Sestito to a one-year, two-way NHL-AHL contract.

July 16 Re-signed C Chad Kolarik to a one-year two-way NHL-AHL contract.

July 22 Re-signed D Grant Clitsome to a one-year two-way NHL-AHL contract.

July 28 Re-signed D Anton Stralman to a one-year contract.

Aug. 10 Re-signed RW Mike Blunden to a one-year two-way NHL-AHL contract.

Aug. 18 Signed RW Ben Guite as a free agent to a one-year contract.

Sept. 9 Signed C Ryan Johansen to a three-year entry level contract.

Sept. 20 Signed G Steve Mason to two-year contract extension.

Oct. 7 Signed F Oliver Gabriel as a free agent to a three-year entry level contract.

2011

Jan. 4 Acquired C Trevor Smith from Anaheim in exchange for Nate Guenin.

Feb. 26 Claimed D Craig Rivet off waivers from Buffalo.

Feb. 28 Acquired LW Scottie Upshall and D Sami Lepisto from Phoenix in exchange for D Rostislav Klesla and C Dane Byers.

Feb. 28 Acquired RW Greg Moore and the rights to C Michael Chaput from Philadelphia in exchange for LW Tom Sestito.

Mar. 1 Acquired RW Petr Kalus from Minnesota in exchange for future considerations.

Mar. 17 Signed D Anton Blomqvist to a three-year entry level contract.

Mar. 27 Signed RW Cam Atkinson to two-year entry level contract.

Mar. 29 Signed G Allen York to a two-year entry level contract.

June 10 Re-signed D Grant Clitsome to a two-year contract.

June 20 Re-signed D Nick Holden to a one-year, two-way NHL-AHL contract.

June 23 Acquired C Jeff Carter from Philadelphia in exchange for Jakub Voracek and first and third round picks in the 2011 Draft.

June 25 Acquired a third round pick in the 2011 Draft from Ottawa in exchange for LW Nikita Filatov.

June 29 Acquired rights to D James Wisniewski from Montreal in exchange for a seventh round pick in the 2012 Draft (became fifth round pick when Wisniewski signed with CBJ).

June 29 Re-signed RW Mike Blunden to a one-year, two-way NHL-AHL contract.

July 1 Signed D James Wisniewski to a six-year contract.

July 1 Signed G Mark Dekanich as a free agent to a one-year contract.

July 1 Signed G Curtis Sanford as a free agent to a one-year, two-way NHL-AHL contract.

July 1 Signed D Dalton Prout to a three-year entry level contract.

July 1 Signed C Andrew Joudrey as a free agent to a two-year, two-way NHL-AHL contract.

July 1 Signed C Nick Drazenovic as a free agent to a one-year, two-way NHL-AHL contract.

July 4 Signed LW Alexandre Giroux as a free agent, to a one-year, two-way contract.

July 5 Signed D Aaron Johnson as a free agent, to a one-year, two-way NHL-AHL contract.

July 5 Re-signed D Marc Methot to a four-year contract.

July 6 Signed D Radek Martinek as a free agent, to a one-year contract.

July 7 Acquired C Ryan Russell from Montreal in exchange for RW Mike Blunden.

July 7 Signed LW Dane Byers as a free agent to a one-year, two-way NHL-AHL contract.

July 7 Signed C Martin St. Pierre as a free agent to a one-year, two-way NHL-AHL contract.

July 13 Signed C Cody Bass as a free agent to a one-way, NHL-AHL contract.

July 23 Signed C/LW Vinny Prospal as a free agent to a one-year contract.

Aug. 8 Signed LW Dalton Smith to a three-year, entry level contract.

Aug. 8 Signed RW Ryan Russell to a one-year, two-way NHL-AHL contract.

Aug. 31 Re-signed D Fedor Tyutin to a six-year contract.

Nov. 8 Acquired C Mark Letestu from Pittsburgh in exchange for a fourth round pick in the 2012 Draft.

Nov. 11 Acquired D Nikita Nikitin from St. Louis in exchange for D Kris Russell.

2012

Jan. 14 Claimed LW Colton Gillies off waivers from Minnesota.

Jan. 19 Signed D Brett Lebda to a one-year contract.

Feb. 8 Signed LW Vinny Prospal to one-year contract extension.

Feb. 22 Acquired a 2012 second round pick, conditional 2013 fifth round pick and G Curtis McElhinney from Phoenix in exchange for C Antoine Vermette.

Feb. 23 Acquired D Jack Johnson and a conditional first round pick from Los Angeles in exchange for C Jeff Carter.

Feb. 25 Claimed C Darryl Boyce off waivers from Toronto.

Feb. 27 Announced D Grant Clitsome was claimed off waivers by Winnipeg.

Feb. 27 Acquired two fourth round picks in the 2012 Entry Draft and D Taylor Ellington from Vancouver in exchange for C Samuel Pahlsson.

Mar. 28 Signed G Shawn Hunwick to an amateur tryout contract.

Mar. 29 Signed C Sean Collins to a two-year entry level contract.

Mar. 29 Signed G Shawn Hunwick to a one-year contract.

Apr. 6 Signed D Will Weber to a two-year entry level contract.

Apr. 12 Signed LW Jake Hansen to a two-year entry level contract.

Apr. 25 Signed C Nick Drazenovic to a one-year, two-way NHL-AHL contract.

Apr. 28 Signed C Michael Chaput to a three-year entry level contract.

May 19 Signed D Austin Madaisky to a three-year entry level contract.

May 23 Re-signed RW Derek Dorsett to a three-year contract.

May 24 Re-signed C Ryan Russell to a one-year, two-way NHL-AHL contract.

May 31 Re-signed C Derek MacKenzie to a two-year contract.

June 20 Acquired G Sergei Bobrovsky from Philadelphia in exchange for 2012 second and fourth round picks and 2013 fourth round pick.

June 28 Re-signed D Nikita Nikitin to a two-year contract.

June 30 Re-signed RW Jared Boll to a two-year contract.

June 30 Re-signed D Nick Holden to a one-year, two-way NHL-AHL contract.

July 1 Re-signed G Curtis McElhinney to a one-year, two-way NHL-AHL contract.

July 1 Signed LW Jonathan Audy-Marchessault to a three-year entry level contract.

July 1 Acquired LW Nick Foligno from Ottawa in exchange for D Marc Methot.

July 1 Signed D Adrian Aucoin as a free agent to a one-year contract.

July 6 Re-signed LW Nick Foligno to a three-year contract.

July 23 Acquired C Artem Anisimov, C Brandon Dubinsky, D Tim Erixon and a 2013 first round pick from NY Rangers in exchange for LW Rick Nash, D Steven Delisle and a 2013 conditional third round pick.

July 24 Signed D Ryan Murray to a three-year entry level contract.

2013

Mar. 10	Acquired RW Spencer Machacek from Winnipeg in exchange for RW Tomas Kubalik.
Mar. 12	Acquired RW Matt Ford from Philadelphia in exchange for future considerations.
Apr. 2	Re-signed C Mark Letestu to a two-year contract extension.
Apr. 3	Acquired RW Marian Gaborik, D Steven Delisle and D Blake Parlett from NY Rangers in exchange for C Derek Dorsett, C Derick Brassard, D John Moore and a sixth round selection at the 2013 NHL Entry Draft.
Apr. 3	Acquired LW Blake Comeau from Calgary in exchange for a fifth round selection at the 2013 NHL Entry Draft.
Apr. 3	Acquired G Michael Leighton and a fifth round selection at the 2015 NHL Entry Draft from Philadelphia in exchange for G Steve Mason.
Apr. 3	Acquired G Patrick Killeen from Pittsburgh in exchange for future considerations.
Apr. 10	Signed C Lukas Sedlak to a three-year, entry-level contract.
Apr. 23	Re-signed LW Matt Calvert to a two-year contract extension.
Apr. 26	Re-signed RW Cam Atkinson to a two-year contract extension.
May 24	Signed G Curtis McElhinney to a one-year contract.
May 24	Signed D Ilari Melart to a one-year entry level contract.
May 28	Signed G Anton Forsberg to a three-year, entry level contract.
June 26	Re-signed C Artem Anisimov to a three-year contract extension.
July 1	Re-signed G Sergei Bobrovsky to a two-year contract extension.
July 5	Signed RW Nathan Horton to a seven-year contract.
July 5	Signed G Jeremy Smith to a one-year, two-way NHL-AHL contract.
July 5	Signed RW Cody Bass to a one-year, two-way NHL-AHL contract.
July 5	Signed RW Blake Comeau to a one-year contract extension.
July 5	Signed C Ryan Craig to a two-year, two-way NHL-AHL contract.
July 5	Signed G Mike McKenna to a one-year, two-way NHL-AHL contract.
July 5	Signed D Thomas Larkin to a two-year entry level contract.
July 6	Signed D Patrick McNeill to a one-year, two-way NHL-AHL contract.
July 7	Signed RW Jack Skille to a one-year, two-way NHL-AHL contract.
July 7	Signed D Frederic St. Denis to a one-year, two-way NHL-AHL contract.
July 15	Re-signed D David Savard to a one-year, two-way NHL-AHL contract extension.
July 19	Re-signed D Blake Parlett to a one-year, two-way NHL-AHL contract extension.
July 19	Re-signed RW Spencer Machacek to a one-year, two-way NHL-AHL contract extension.
July 25	Re-signed D Cody Goloubef to a one-year, two-way NHL-AHL contract extension.

ALL-TIME PLAYER REGISTER

KEVYN ADAMS, C

Selected in the Expansion Draft on June 23, 2000. Traded to Florida with a fourth round pick in 2001 Draft for LW Ray Whitney and future considerations on Mar. 13, 2001.

YEAR	GP	G	A	PTS	+/-	PIM
2000-01	66	8	12	20	-4	52
TOTAL	66	8	12	20	-4	52

JAMIE ALLISON, D

Acquired from Calgary for RW Blake Sloan on Mar. 19, 2002.

YEAR	GP	G	A	PTS	+/-	PIM
2001-02	7	0	0	0	-4	28
2002-03	48	0	1	1	-15	99
TOTAL	55	0	1	1	-19	127

ARTEM ANISIMOV, C

Acquired from NY Rangers with C Brandon Dubinsky, D Tim Erixon and a 1st round entry draft pick on July 23, 2012 in exchange for LW Rick Nash, D Steven Delisle and a conditional 3rd round entry draft pick

Year	GP	G	A	PTS	+/-	PIM
2012-13	35	11	7	18	-6	12
Total	35	11	7	18	-6	12

CAM ATKINSON, RW

Selected 157th overall in the 2008 Draft.

Year	GP	G	A	PTS	+/-	PIM
2011-12	27	7	7	14	1	14
2012-13	35	9	9	18	9	4
Total	62	16	16	32	10	18

SERGE AUBIN, C/LW

Signed as a free agent on July 11, 2000.

Year	GP	G	A	PTS	+/-	PIM
2000-01	81	13	17	30	-20	107
2001-02	71	8	8	16	-20	32
Total	152	21	25	46	-40	139

ADRIAN AUCOIN, D

Signed as a free agent on July 1, 2012

Year	GP	G	A	PTS	+/-	PIM
2012-13	36	0	4	4	-8	16
Total	36	0	4	4	-8	16

JONATHAN AUDY-MARCHESSAULT, C

Signed as a free agent on July 1, 2012

Year	GP	G	A	PTS	+/-	PIM
2012-13	2	0	0	0	-1	0
Total	2	0	0	0	-1	0

CHRISTIAN BACKMAN, D

Acquired with D Fedor Tyutin from NY Rangers for RW Nikolai Zherdev and RW Dan Fritsche on July 2, 2008.

Year	GP	G	A	PTS	+/-	PIM
2008-09	82	9	25	34	1	81
Total	82	9	25	34	1	81

JAROSLAV BALASTIK, LW

Selected 184th overall in the 2002 Draft.

Year	GP	G	A	PTS	+/-	PIM
2005-06	66	12	10	22	-1	26
2006-07	8	1	1	2	-3	4
Total	74	13	11	24	-4	30

CODY BASS, C

Signed as a free agent on July 13, 2011.

Year	GP	G	A	PTS	+/-	PIM
2011-12	14	0	1	1	0	32
Total	14	0	1	1	0	32

FRANCOIS BEAUCHEMIN, D

Claimed off waivers from Montreal on Sept. 14, 2004. Traded to Anaheim with C Tyler Wright for C Sergei Fedorov and a fifth round pick in the 2005 Draft on Nov. 15, 2005.

Year	GP	G	A	PTS	+/-	PIM
2005-06	11	0	2	2	-6	11
Total	11	0	2	2	-6	11

KRIS BEECH, C

Signed as a free agent on Aug. 7, 2007. Claimed off waivers by Vancouver on Jan. 10, 2008.

Year	GP	G	A	PTS	+/-	PIM
2007-08	16	5	4	9	3	2
Total	16	5	4	9	3	2

BLAKE BELLEFEUILLE, C

Signed as a free agent on May 26, 2000.

Year	GP	G	A	PTS	+/-	PIM
2001-02	2	0	1	1	1	0
2002-03	3	0	0	0	0	0
Total	5	0	1	1	1	0

BRYAN BERARD, D

Signed as a free agent on Aug. 3, 2005.

Year	GP	G	A	PTS	+/-	PIM
2005-06	44	12	20	32	-29	32
2006-07	11	0	3	3	-4	8
Total	55	12	23	35	-33	40

RADIM BICANEK, D

Selected in the Expansion Draft on June 23, 2000.

Year	GP	G	A	PTS	+/-	PIM
2000-01	9	0	2	2	1	6
2001-02	60	1	5	6	-15	34
Total	69	1	7	8	-14	40

MIKE BLUNDEN, RW/C

Acquired from Chicago for RW Adam Pineault on Jan. 10, 2009. Traded to Montreal for C Ryan Russell on July 7, 2011.

Year	GP	G	A	PTS	+/-	PIM
2009-10	40	2	2	4	3	59
2010-11	1	0	0	0	-1	0
Total	41	2	2	4	2	59

SERGEI BOBROVSKY, G

Claimed off waivers from Chicago on Feb. 27, 2007.

Year	GP	G	A	PTS	+/-	PIM
2012-13	38	0	0	0	...	0
Total	38	0	0	0	...	0

JARED BOLL, RW

Selected 101st overall in the 2005 Draft.

Year	GP	G	A	PTS	+/-	PIM
2007-08	75	5	5	10	-4	226
2008-09	75	4	10	14	-6	180
2009-10	68	4	3	7	-8	149
2010-11	73	7	5	12	-2	182
2011-12	54	2	1	3	-8	126
2012-13	43	2	4	6	1	100
Total	388	24	28	52	-27	963

BRIAN BOUCHER, G

Claimed off waivers from Chicago on Feb. 27, 2007.

Year	GP	G	A	PTS	+/-	PIM
2006-07	18	0	0	0	...	0
Total	18	0	0	0	...	0

BILL BOWLER, C

Signed as a free agent on Aug. 3, 2000.

Year	GP	G	A	PTS	+/-	PIM
2000-01	9	0	2	2	-3	8
Total	9	0	2	2	-3	8

ALL-TIME PLAYER REGISTER

DARRYL BOYCE, C

Claimed off waivers from Toronto on Feb. 25, 2012.

Year	GP	G	A	PTS	+/-	PIM
2011-12	20	0	3	3	-5	19
Total	20	0	3	3	-5	19

DERICK BRASSARD, C

Selected sixth overall in the 2006 Draft.

Year	GP	G	A	PTS	+/-	PIM
2007-08	17	1	1	2	-4	6
2008-09	31	10	15	25	12	17
2009-10	79	9	27	36	-17	48
2010-11	74	17	30	47	-11	55
2011-12	74	14	27	41	-20	42
2012-13	34	7	11	18	-2	16
Total	309	58	111	169	-42	184

FRED BRATHWAITE, G

Signed as a free agent on June 2, 2003.

Year	GP	G	A	PTS	+/-	PIM
2003-04	21	0	0	0	...	2
Total	21	0	0	0	...	2

GILBERT BRULE, C

Selected sixth overall in the 2005 Draft. Traded to Edmonton for LW Raffi Torres on July 1, 2008.

Year	GP	G	A	PTS	+/-	PIM
2005-06	7	2	2	4	-2	0
2006-07	78	9	10	19	-21	28
2007-08	61	1	8	9	-4	24
Total	146	12	20	32	-27	52

DANE BYERS, LW

Signed as a free agent on July 7, 2011.

Year	GP	G	A	PTS	+/-	PIM
2011-12	8	0	0	0	0	29
Total	8	0	0	0	0	29

JAN CALOUN, RW

Rights acquired from San Jose for future considerations on June 12, 2000. Signed on July 24, 2000.

Year	GP	G	A	PTS	+/-	PIM
2000-01	11	0	3	3	-8	2
Total	11	0	3	3	-8	2

MATT CALVERT, LW

Selected 127th overall in 2008 Draft.

Year	GP	G	A	PTS	+/-	PIM
2010-11	42	11	9	20	3	12
2011-12	13	0	3	3	-5	16
2012-13	42	9	7	16	-9	32
Total	97	20	19	39	-11	60

DARCY CAMPBELL, D

Signed as a free agent on Mar. 24, 2007.

Year	GP	G	A	PTS	+/-	PIM
2006-07	1	0	0	0	0	0
Total	1	0	0	0	0	0

ANSON CARTER, RW

Signed as a free agent on Sept. 13, 2006. Traded to Carolina for a fifth round pick in the 2008 Draft on Feb. 23, 2007.

Year	GP	G	A	PTS	+/-	PIM
2006-07	54	10	17	27	-1	16
Total	54	10	17	27	-1	16

JEFF CARTER, C

Acquired from Philadelphia for RW Jakub Voracek and first and third round picks in the 2011 Draft on June 23, 2011. Traded to Los Angeles for D Jack Johnson and a first round pick in the 2013 Draft on Feb. 23, 2012.

Year	GP	G	A	PTS	+/-	PIM
2011-12	39	15	10	25	-11	14
Total	39	15	10	25	-11	14

ANDREW CASSELS, C

Signed as a free agent on Aug. 15, 2002.

Year	GP	G	A	PTS	+/-	PIM
2002-03	79	20	48	68	-4	30
2003-04	58	6	20	26	-24	26
Total	137	26	68	94	-28	56

JASON CHIMERA, LW

Acquired from Phoenix with C Mike Rupp and D Cale Hulse for LW Geoff Sanderson and RW Tim Jackman on Oct. 8, 2005. Traded to Washington for LW Chris Clark and D Milan Jurcina on Dec. 28, 2009.

Year	GP	G	A	PTS	+/-	PIM
2005-06	80	17	13	30	-10	95
2006-07	82	15	21	36	2	91
2007-08	81	14	17	31	-5	98
2008-09	49	8	14	22	8	41
2009-10	39	8	9	17	-7	47
Total	331	62	74	136	-12	372

CHRIS CLARK, LW

Acquired from Washington with D Milan Jurcina for LW Jason Chimera on Dec. 28, 2009.

Year	GP	G	A	PTS	+/-	PIM
2009-10	36	3	2	5	-8	21
2010-11	53	5	10	15	-3	38
Total	89	8	12	20	-11	59

GRANT CLITSOME, D

Selected 271st overall in the 2004 Draft. Claimed off waivers by Winnipeg on Feb. 27, 2012.

Year	GP	G	A	PTS	+/-	PIM
2009-10	11	1	2	3	0	6
2010-11	31	4	15	19	2	16
2011-12	51	4	10	14	-6	24
Total	93	9	27	36	-4	46

SEAN COLLINS, C

Selected 187th overall in 2008 NHL Draft

Year	GP	G	A	PTS	+/-	PIM
2012-13	5	0	0	0	-2	6
Total	5	0	0	0	-2	6

BLAKE COMEAU, LW

Acquired from Calgary on April 3, 2013 in exchange for a 5th round entry draft selection

Year	GP	G	A	PTS	+/-	PIM
2012-13	9	2	3	5	5	6
Total	9	2	3	5	5	6

MIKE COMMODORE, D

Signed as a free agent on July 1, 2008.

Year	GP	G	A	PTS	+/-	PIM
2008-09	81	5	19	24	11	100
2009-10	57	2	9	11	-9	62
2010-11	20	2	4	6	-8	44
Total	158	9	32	41	-6	206

TY CONKLIN, G

Signed as a free agent on July 6, 2007. Traded to Buffalo for a fifth round pick in the 2007 Draft on Feb. 27, 2007.

Year	GP	G	A	PTS	+/-	PIM
2006-07	11	0	0	0	...	0
Total	11	0	0	0	...	0

KEVIN DAHL, D

Signed as a free agent on Aug. 24, 2000.

Year	GP	G	A	PTS	+/-	PIM
2000-01	4	0	0	0	1	2
Total	4	0	0	0	1	2

ALL-TIME PLAYER REGISTER

MATHIEU DARCHÉ, LW

Signed as a free agent on May 16, 2000.

Year	GP	G	A	PTS	+/-	PIM
2000-01	9	0	0	0	-4	0
2001-02	14	1	1	2	-5	6
2002-03	1	0	0	0	-1	0
Total	24	1	1	2	-10	6

MATT DAVIDSON, RW

Acquired from Buffalo with D Jean-Luc Grand-Pierre, a fifth round pick in 2000 Draft and fifth round pick in the 2001 Draft for past considerations on June 23, 2000.

Year	GP	G	A	PTS	+/-	PIM
2000-01	5	0	0	0	2	0
2001-02	17	1	2	3	-11	10
2002-03	34	4	5	9	-12	18
Total	56	5	7	12	-21	28

ANDY DELMORE, D

Claimed off waivers from Detroit on Oct. 4, 2005.

Year	GP	G	A	PTS	+/-	PIM
2005-06	7	0	0	0	-1	2
Total	7	0	0	0	-1	2

MARC DENIS, G

Acquired from Colorado for a second round pick in the 2000 Draft on June 7, 2000.

Year	GP	G	A	PTS	+/-	PIM
2000-01	32	0	0	0	...	2
2001-02	42	0	1	1	...	2
2002-03	77	0	0	0	...	6
2003-04	66	0	2	2	...	10
2005-06	49	0	1	1	...	2
Total	266	0	4	4	...	22

KEVIN DINEEN, RW

Selected in the Expansion Draft on June 23, 2000.

Year	GP	G	A	PTS	+/-	PIM
2000-01	66	8	7	15	2	126
2001-02	59	5	8	13	-6	62
2002-03	4	0	0	0	0	12
Total	129	13	15	28	-4	200

DEREK DORSETT, RW

Selected 189th overall in the 2006 Draft.

Year	GP	G	A	PTS	+/-	PIM
2008-09	52	4	1	5	-1	150
2009-10	51	4	10	14	6	105
2010-11	76	4	13	17	-15	184
2011-12	77	12	8	20	-11	235
2012-13	24	3	6	9	-11	53
Total	280	27	38	65	-32	727

NICK DRAZENOVIC, C

Signed as a free agent on July 1, 2011

Year	GP	G	A	PTS	+/-	PIM
2012-13	8	0	0	0	-2	4
Total	8	0	0	0	-2	4

TED DRURY, C

Selected in the Expansion Draft on June 23, 2000.

Year	GP	G	A	PTS	+/-	PIM
2000-01	1	0	0	0	-3	0
Total	1	0	0	0	-3	0

WADE DUBIELEWICZ, G

Claimed off waivers from NY Islanders on Jan. 17, 2009.

Year	GP	G	A	PTS	+/-	PIM
2008-09	3	0	0	0	...	0
Total	3	0	0	0	...	0

BRANDON DUBINSKY, C

Acquired from NY Rangers with C Artem Anisimov, D Tim Erixon and a 1st round entry draft pick on July 23, 2012 in exchange for LW Rick Nash, D Steven Delisle and a conditional 3rd round entry draft pick

Year	GP	G	A	PTS	+/-	PIM
2012-13	29	2	18	20	+2	76
Total	29	2	18	20	+2	76

ANDERS ERIKSSON, D

Signed as a free agent on Oct. 10, 2003. Signed as a free agent on July 1, 2006.

Year	GP	G	A	PTS	+/-	PIM
2003-04	66	7	20	27	-6	18
2006-07	79	0	23	23	12	46
Total	145	7	43	50	6	64

TIM ERIXON, D

Acquired from NY Rangers with C Artem Anisimov, C Brandon Dubinsky and a 1st round entry draft pick on July 23, 2012 in exchange for LW Rick Nash, D Steven Delisle and a conditional 3rd round entry draft pick

Year	GP	G	A	PTS	+/-	PIM
2012-13	31	0	5	5	+4	14
Total	31	0	5	5	+4	14

SERGEI FEDOROV, C

Acquired from Anaheim with a fifth round pick in the 2006 Draft for C Tyler Wright and D Francois Beauchemin on Nov. 15, 2005. Traded to Washington for D Theo Ruth on Feb. 6, 2008

Year	GP	G	A	PTS	+/-	PIM
2005-06	62	12	31	43	-1	64
2006-07	73	18	24	42	-7	56
2007-08	50	9	19	28	-3	30
Total	185	39	74	113	-11	150

NIKITA FILATOV, LW

Selected sixth overall in the 2008 Draft. Traded to Ottawa for a third round pick in the 2011 Draft on June 25, 2011.

Year	GP	G	A	PTS	+/-	PIM
2008-09	8	4	0	4	3	0
2009-10	13	2	0	2	0	8
2010-11	23	0	7	7	3	8
Total	44	6	7	13	6	16

NICK FOLIGNO, LW

Acquired from Ottawa in exchange for D Marc Methot on July 1, 2012

Year	GP	G	A	PTS	+/-	PIM
2012-13	45	6	13	19	+6	28
Total	45	6	13	19	+6	28

ADAM FOOTE, D

Signed as a free agent on Aug. 2, 2005. Traded to Colorado for a first round pick in the 2008 Draft and a fourth round pick in the 2009 Draft on Feb. 26, 2008.

Year	GP	G	A	PTS	+/-	PIM
2005-06	65	6	16	22	-16	89
2006-07	59	3	9	12	-17	71
2007-08	63	1	14	15	3	95
Total	187	10	39	49	-30	255

TREVOR FRISCHMON, C

Signed as a free agent on July 3, 2009.

Year	GP	G	A	PTS	+/-	PIM
2009-10	3	0	0	0	0	4
Total	3	0	0	0	0	4

DAN FRITSCHKE, C

Selected 46th overall in the 2003 Draft. Traded to NY Rangers with RW Nikolai Zherdev for D Fedor Tyutin and D Christian Backman on July 2, 2008.

Year	GP	G	A	PTS	+/-	PIM
2003-04	19	1	0	1	-5	12
2005-06	59	6	7	13	-14	22
2006-07	59	12	15	27	3	35
2007-08	69	10	12	22	2	22
Total	206	29	34	63	-14	91

ALL-TIME PLAYER REGISTER

MARIAN GABORIK, RW

Acquired from NY Rangers with D Steven Delisle and D Blake Parlett on April 3, 2013 in exchange for C Derick Brassard, RW Derek Dorsett, D John Moore and a 6th round entry draft selection

Year	GP	G	A	PTS	+/-	PIM
2012-13	12	3	5	8	+5	6
Total	12	3	5	8	+5	6

BRUCE GARDINER, RW

Selected in the Expansion Draft on June 23, 2000.

Year	GP	G	A	PTS	+/-	PIM
2000-01	73	7	15	22	-1	78
Total	73	7	15	22	-1	78

MATHIEU GARON, G

Signed as a free agent on July 1, 2009

Year	GP	G	A	PTS	+/-	PIM
2009-10	35	0	0	0	...	2
2010-11	36	0	1	1	...	2
Total	71	0	1	1	...	4

MICHAEL GAUL, D

Signed as a free agent on July 18, 2000.

Year	GP	G	A	PTS	+/-	PIM
2000-01	2	0	0	0	0	4
Total	2	0	0	0	0	4

COLTON GILLIES, LW

Claimed off waivers from Minnesota on Jan. 14, 2012.

Year	GP	G	A	PTS	+/-	PIM
2011-12	38	2	4	6	-4	25
2012-13	27	1	1	2	1	17
Total	65	3	5	8	-3	42

ALEXANDRE GIROUX, LW

Signed as a free agent on July 4, 2011.

Year	GP	G	A	PTS	+/-	PIM
2011-12	9	1	0	1	-2	8
Total	9	1	0	1	-2	8

CURTIS GLENCROSS, LW

Acquired with C Zenon Konopka and a seventh round pick in the 2007 Draft from Anaheim for RW Joe Motzko, C Mark Hartigan and a fourth round pick in the 2007 Draft on Jan. 26, 2007. Traded to Edmonton for D Dick Tarnstrom on Feb. 1, 2008.

Year	GP	G	A	PTS	+/-	PIM
2006-07	9	1	0	1	-5	2
2007-08	36	6	6	12	3	25
Total	45	7	6	13	-2	27

STEVEN GOERTZEN, RW

Selected 225th overall in the 2002 Entry Draft.

Year	GP	G	A	PTS	+/-	PIM
2005-06	39	0	0	0	-17	44
2006-07	7	0	0	0	0	10
Total	46	0	0	0	-17	54

CODY GOLOUBEV, D

Selected 37th overall in the 2008 Draft.

Year	GP	G	A	PTS	+/-	PIM
2011-12	1	0	0	0	1	0
2012-13	11	1	0	1	-3	0
Total	12	1	0	1	-2	0

JEAN-LUC GRAND-PIERRE, D

Acquired from Buffalo with RW Matt Davidson, a fifth round pick in the 2000 Draft and fifth round pick in the 2001 Draft for past considerations on June 23, 2000. Claimed off waivers by Atlanta on Dec. 31, 2003.

Year	GP	G	A	PTS	+/-	PIM
2000-01	64	1	4	5	-6	73
2001-02	81	2	6	8	-28	90
2002-03	41	1	0	1	-6	64
2003-04	16	0	0	0	-3	12
Total	202	4	10	14	-43	239

CHRIS GRATTON, C

Claimed off waivers from Tampa Bay on Feb. 21, 2009.

Year	GP	G	A	PTS	+/-	PIM
2008-09	6	0	1	1	2	2
Total	6	0	1	1	2	2

NATE GUENIN, D

Signed as a free agent on July 2, 2010. Traded to Anaheim for C Trevor Smith on Jan. 4, 2011.

Year	GP	G	A	PTS	+/-	PIM
2010-11	3	0	0	0	-3	2
Total	3	0	0	0	-3	2

RON HAINSEY, D

Claimed off waivers from Montreal on Nov. 29, 2005.

Year	GP	G	A	PTS	+/-	PIM
2005-06	55	2	15	17	13	43
2006-07	80	9	25	34	-19	69
2007-08	78	8	24	32	-7	25
Total	213	19	64	83	-13	137

BRETT HARKINS, C

Signed as a free agent on May 29, 2001.

Year	GP	G	A	PTS	+/-	PIM
2001-02	25	2	12	14	-5	8
Total	25	2	12	14	-5	8

MARK HARTIGAN, C

Signed as a free agent on July 16, 2003. Traded to Anaheim with RW Joe Motzko and a fourth round pick in the 2007 Draft for C Zenon Konopka and a seventh round pick in the 2007 Draft on Jan. 26, 2007.

Year	GP	G	A	PTS	+/-	PIM
2003-04	9	1	3	4	-2	6
2005-06	33	9	3	12	-1	22
2006-07	6	1	2	3	2	2
Total	48	11	8	19	-1	30

STEVE HEINZE, RW

Selected in the Expansion Draft on June 23, 2000. Traded to Buffalo for a third round pick in the 2001 Draft on Mar. 13, 2001.

Year	GP	G	A	PTS	+/-	PIM
2000-01	65	22	20	42	-19	38
Total	65	22	20	42	-19	38

JAN HEJDA, D

Signed as a free agent on July 5, 2007.

Year	GP	G	A	PTS	+/-	PIM
2007-08	81	0	13	13	20	61
2008-09	82	3	18	21	23	38
2009-10	62	3	10	13	-14	36
2010-11	77	5	15	20	-6	28
Total	302	11	56	67	23	163

JAMIE HEWARD, D

Claimed off waivers from NY Islanders on May 26, 2000.

Year	GP	G	A	PTS	+/-	PIM
2000-01	69	11	16	27	3	33
2001-02	28	1	2	3	-9	7
Total	97	12	18	30	-6	40

BRIAN HOLZINGER, C

Acquired from Pittsburgh for C Lasse Pirjeta on Mar. 9, 2004.

Year	GP	G	A	PTS	+/-	PIM
2003-04	13	1	0	1	-4	2
Total	13	1	0	1	-4	2

NICK HOLDEN, D

Signed as a free agent on Mar. 28, 2008.

Year	GP	G	A	PTS	+/-	PIM
2010-11	5	0	0	0	0	0
2012-13	2	0	0	0	1	0
Total	7	0	0	0	1	0

ALL-TIME PLAYER REGISTER

JAN HRDINA, C

Signed as a free agent on Aug. 10, 2005.

Year	GP	G	A	PTS	+/-	PIM
2005-06	75	10	23	33	-8	78
Total	75	10	23	33	-8	78

CALE HULSE, D

Acquired from Phoenix with LW Jason Chimera and C Michael Rupp for LW Geoff Sanderson and RW Tim Jackman on Oct. 8, 2005. Traded to Calgary for LW Cam Severson on Feb. 28, 2006.

Year	GP	G	A	PTS	+/-	PIM
2005-06	27	0	3	3	-9	43
Total	27	0	3	3	-9	43

SHAWN HUNWICK, G

Signed as a free agent on Mar. 29, 2012.

Year	GP	G	A	PTS	+/-	PIM
2011-12	1	0	0	0	...	0
Total	1	0	0	0	...	0

KRISTIAN HUSELIUS, LW

Signed as a free agent on July 2, 2008

Year	GP	G	A	PTS	+/-	PIM
2008-09	74	21	35	56	1	44
2009-10	74	23	40	63	-4	36
2010-11	39	14	9	23	-17	10
2011-12	2	0	0	0	-2	2
Total	189	58	84	142	-22	92

HANNES HYVONEN, RW

Claimed off waivers from Florida Panthers on Oct. 5, 2002.

Year	GP	G	A	PTS	+/-	PIM
2002-03	36	4	5	9	-11	22
Total	36	4	5	9	-11	22

TIM JACKMAN, RW

Selected 38th overall in the 2001 Draft. Traded to Phoenix with LW Geoff Sanderson for LW Jason Chimera, C Michael Rupp and D Cale Hulse on Oct. 8, 2005.

Year	GP	G	A	PTS	+/-	PIM
2003-04	19	1	2	3	-7	16
Total	19	1	2	3	-7	16

RYAN JOHANSEN, C

Selected 4th overall in the 2010 Draft.

Year	GP	G	A	PTS	+/-	PIM
2011-12	67	9	12	21	-2	4
2012-13	40	5	7	12	-7	12
Total	107	14	19	33	-9	36

AARON JOHNSON, D

Selected 85th overall in the 2001 Draft. Signed as a free agent on July 5, 2012.

Year	GP	G	A	PTS	+/-	PIM
2003-04	29	2	6	8	-2	32
2005-06	26	2	6	8	9	23
2006-07	61	3	7	10	-9	38
2011-12	56	3	13	16	-12	26
Total	172	10	32	42	-14	119

JACK JOHNSON, D

Acquired from Los Angeles with a first round pick in the 2013 Draft for Jeff Carter on Feb. 23, 2012.

Year	GP	G	A	PTS	+/-	PIM
2011-12	21	4	10	14	5	15
2012-13	44	5	14	19	-5	12
Total	65	9	24	33	+0	27

ANDREW JOUDREY, C

Signed as a free agent on July 1, 2011.

Year	GP	G	A	PTS	+/-	PIM
2011-12	1	0	0	0	0	0
Total	1	0	0	0	0	0

MILAN JURCINA, D

Acquired from Washington with LW Chris Clark for LW Jason Chimera on Dec. 28, 2009. Traded to Washington for a conditional sixth round pick in the 2010 Draft on Mar. 3, 2010.

Year	GP	G	A	PTS	+/-	PIM
2009-10	17	1	2	3	2	10
Total	17	1	2	3	2	10

TOMI KALLIO, RW

Acquired from Atlanta with D Pauli Levokari for RW Chris Nielsen and D Petteri Nummelin on Dec. 2, 2002. Claimed off waivers by Philadelphia on Jan. 1, 2003.

Year	GP	G	A	PTS	+/-	PIM
2002-03	12	1	2	3	-7	8
Total	12	1	2	3	-7	8

TOMAS KANA, C

Acquired from St. Louis with D Brandon Bell for LW Pascal Pelletier on Dec. 8, 2009

Year	GP	G	A	PTS	+/-	PIM
2009-10	6	0	2	2	2	2
Total	6	0	2	2	2	2

ROSTISLAV KLESLA, D

Selected fourth overall in the 2000 Draft. Traded to Phoenix with C Dane Byers for LW Scottie Upshall and D Sami Lepisto on Feb. 28, 2011.

Year	GP	G	A	PTS	+/-	PIM
2000-01	8	2	0	2	-1	6
2001-02	75	8	8	16	-6	74
2002-03	72	2	14	16	-22	71
2003-04	47	2	11	13	-16	27
2005-06	51	6	13	19	-4	75
2006-07	75	9	13	22	-13	105
2007-08	82	6	12	18	7	60
2008-09	34	1	8	9	2	38
2009-10	26	2	6	8	-7	26
2010-11	45	3	7	10	10	26
Total	515	41	92	133	-30	508

ESPEN KNUTSEN, C

Acquired from Anaheim for a fourth round pick in the 2001 Draft on May 25, 2000. Buy-out agreement reached on Dec. 16, 2003.

Year	GP	G	A	PTS	+/-	PIM
2000-01	66	11	42	53	-3	30
2001-02	77	11	31	42	-28	47
2002-03	31	5	4	9	-15	20
2003-04	14	0	4	4	-5	2
Total	188	27	81	108	-51	99

CHAD KOLARIK, C

Acquired from Phoenix for LW Alexandre Picard on Mar. 3, 2010.

Year	GP	G	A	PTS	+/-	PIM
2009-10	2	0	0	0	-1	0
Total	2	0	0	0	-1	0

ZENITH KOMARNISKI, D

Acquired from Vancouver for C Sean Pronger on Oct. 30, 2003.

Year	GP	G	A	PTS	+/-	PIM
2003-04	2	0	0	0	0	0
Total	2	0	0	0	0	0

ZENON KONOPKA, C

Acquired from Anaheim with LW Curtis Glencross and a seventh round pick in the 2007 Draft for C Mark Hartigan, RW Joe Motzko and a fourth round pick in the 2007 Draft on Jan. 26, 2007.

Year	GP	G	A	PTS	+/-	PIM
2006-07	6	0	0	0	-2	20
2007-08	3	0	0	0	0	15
Total	9	0	0	0	-2	35

ROBERT KRON, RW

Selected in the Expansion Draft on June 23, 2000.

Year	GP	G	A	PTS	+/-	PIM
2000-01	59	8	11	19	4	10
2001-02	59	4	11	15	-14	4
Total	118	12	22	34	-10	14

ALL-TIME PLAYER REGISTER

TOMAS KUBALIK, RW

Signed as a free agent on July 7, 2000. Traded to Pittsburgh for a sixth round pick in the 2001 Draft on Mar. 13, 2001.

Year	GP	G	A	PTS	+/-	PIM
2010-11	4	0	2	2	-3	0
2011-12	8	1	1	2	-3	6
Total	12	1	3	4	-6	6

FRANTISEK KUCERA, D

Signed as a free agent on July 7, 2000. Traded to Pittsburgh for a sixth round pick in the 2001 Draft on Mar. 13, 2001.

Year	GP	G	A	PTS	+/-	PIM
2000-01	48	2	5	7	-5	12
Total	48	2	5	7	-5	12

JEAN-FRANCOIS LABBE, G

Acquired from NY Rangers for D Bert Robertsson on Nov. 9, 2000.

Year	GP	G	A	PTS	+/-	PIM
2001-02	3	0	0	0	...	0
2002-03	11	0	0	0	...	2
Total	14	0	0	0	...	2

SCOTT LACHANCE, D

Signed as a free agent on July 4, 2002.

Year	GP	G	A	PTS	+/-	PIM
2002-03	61	0	1	1	-20	46
2003-04	77	0	4	4	-23	44
Total	138	0	5	5	-43	90

DAN LACOSTA, G

Selected 93rd overall in the 2004 Draft.

Year	GP	G	A	PTS	+/-	PIM
2007-08	1	0	0	0	...	0
2008-09	3	0	0	0	...	0
Total	4	0	0	0	...	0

BRETT LEBDA, D

Signed as a free agent on Jan. 19, 2012.

Year	GP	G	A	PTS	+/-	PIM
2011-12	30	1	3	4	-1	14
Total	30	1	3	4	-1	14

PASCAL LECLAIRE, G

Selected eighth overall in the 2001 Draft. Traded to Ottawa with a second round pick in the 2009 Draft for C Antoine Vermette on Mar. 4, 2009.

Year	GP	G	A	PTS	+/-	PIM
2003-04	2	0	0	0	...	0
2005-06	33	0	1	1	...	2
2006-07	24	0	0	0	...	2
2007-08	54	0	2	2	...	2
2008-09	12	0	1	1	...	0
Total	101	0	4	4	...	6

DAVID LENEVEU, G

Signed as a free agent on July 7, 2010

Year	GP	G	A	PTS	+/-	PIM
2010-11	1	0	0	0	...	0
Total	1	0	0	0	...	0

SAMI LEPISTO, D

Acquired with LW Scottie Upshall from Phoenix for D Rostislav Klesla and C Dane Byers on Feb. 28, 2011.

Year	GP	G	A	PTS	+/-	PIM
2010-11	19	0	5	5	3	18
Total	19	0	5	5	3	18

MARK LETESTU, C

Acquired from Pittsburgh for a fourth round pick in the 2012 Draft on Nov. 8, 2011.

Year	GP	G	A	PTS	+/-	PIM
2011-12	51	11	13	24	-3	6
2012-13	46	13	14	27	7	10
Total	97	24	27	51	+4	16

TREVOR LETOWSKI, RW

Signed as a free agent on July 3, 2003.

Year	GP	G	A	PTS	+/-	PIM
2003-04	73	15	17	32	-12	16
2005-06	81	10	18	28	-2	36
Total	154	25	36	60	-14	52

JOAKIM LINDSTROM, C

Selected 41st overall in the 2002 Draft. Traded to Anaheim for a conditional draft pick on July 15, 2008.

Year	GP	G	A	PTS	+/-	PIM
2005-06	3	0	0	0	0	0
2006-07	9	1	0	1	-3	4
2007-08	25	3	4	7	0	14
Total	37	4	4	8	-3	18

DAVID LING, RW

Signed as a free agent on July 7, 2001.

Year	GP	G	A	PTS	+/-	PIM
2001-02	5	0	0	0	-1	7
2002-03	35	3	2	5	-6	86
2003-04	50	1	2	3	-3	98
Total	90	4	4	8	-10	191

CRAIG MACDONALD, C

Signed as a free agent on July 14, 2008.

Year	GP	G	A	PTS	+/-	PIM
2008-09	8	1	1	2	1	0
Total	8	1	1	2	1	0

DEREK MACKENZIE, C

Signed as a free agent on July 11, 2007.

Year	GP	G	A	PTS	+/-	PIM
2007-08	17	2	0	2	-2	8
2008-09	1	0	0	0	-1	2
2009-10	18	1	3	4	3	0
2010-11	63	9	14	23	14	22
2011-12	66	7	7	14	4	40
2012-13	43	3	5	8	1	36
Total	208	22	29	51	+19	108

DON MACLEAN, C

Signed as a free agent on July 17, 2002.

Year	GP	G	A	PTS	+/-	PIM
2003-04	4	1	0	1	-1	0
Total	4	1	0	1	-1	0

MANNY MALHOTRA, C

Claimed off waivers from Dallas on Nov. 21, 2003.

Year	GP	G	A	PTS	+/-	PIM
2003-04	56	12	13	25	-7	24
2005-06	58	10	21	31	1	41
2006-07	82	9	16	25	-8	76
2007-08	71	11	18	29	-3	34
2008-09	77	11	24	35	9	28
Total	344	53	92	145	-8	203

STEVE MALTAIS, LW

Signed as a free agent on Oct. 6, 2000.

Year	GP	G	A	PTS	+/-	PIM
2000-01	26	0	3	3	-9	12
Total	26	0	3	3	-9	12

MIKE MANELUK, RW

Signed as a free agent on Aug. 24, 2000.

Year	GP	G	A	PTS	+/-	PIM
2000-01	39	5	1	6	-11	33
Total	39	5	1	6	-11	33

PAUL MANNING, D

Acquired from Calgary for a fifth round pick in the 2001 Draft on June 24, 2001.

Year	GP	G	A	PTS	+/-	PIM
2002-03	8	0	0	0	0	2
Total	8	0	0	0	0	2

ALL-TIME PLAYER REGISTER

TODD MARCHANT, C

Signed as a free agent on July 3, 2003. Claimed off waivers by Anaheim on Nov. 21, 2005.

Year	GP	G	A	PTS	+/-	PIM
2003-04	77	9	25	34	-17	34
2005-06	18	3	6	9	-1	20
Total	95	12	31	43	-18	54

GRANT MARSHALL, RW

Acquired from Dallas for a second round pick in the 2003 Draft on Aug. 29, 2001. Traded to New Jersey for a conditional draft pick on Mar. 10, 2003.

Year	GP	G	A	PTS	+/-	PIM
2001-02	81	15	18	33	-20	86
2002-03	66	8	20	28	-8	71
Total	147	23	38	61	-28	157

RADEK MARTINEK, D

Signed as a free agent on July 6, 2012.

Year	GP	G	A	PTS	+/-	PIM
2011-12	7	1	0	1	-3	0
Total	7	1	0	1	-3	0

STEVE MASON, G

Selected 69th overall in the 2006 Draft.

Year	GP	G	A	PTS	+/-	PIM
2008-09	61	0	0	0	...	2
2009-10	58	0	2	2	...	2
2010-11	54	0	1	1	...	2
2011-12	46	0	2	2	...	2
2012-13	13	0	0	0	...	0
Total	232	0	5	5	...	8

GREG MAULDIN, C

Selected 199th overall in the 2002 Draft.

Year	GP	G	A	PTS	+/-	PIM
2003-04	6	0	0	0	-2	4
Total	6	0	0	0	-2	4

MAKSIM MAYOROV, RW

Selected 94th overall in the 2007 Draft.

Year	GP	G	A	PTS	+/-	PIM
2008-09	3	0	0	0	0	0
2009-10	4	0	0	0	-1	0
2010-11	5	1	0	1	0	0
2011-12	10	1	1	2	-3	2
Total	22	2	1	3	-4	2

KENT MCDONELL, RW

Acquired from Detroit for a sixth round pick in the 2003 Draft on Aug. 16, 2000.

Year	GP	G	A	PTS	+/-	PIM
2002-03	3	0	0	0	-1	0
2003-04	29	1	2	3	-7	36
Total	32	1	2	3	-8	36

MARC METHOT, D

Selected 200th overall in the 2003 Draft. Traded to Ottawa for LW Nick Foligno on July 1, 2012.

Year	GP	G	A	PTS	+/-	PIM
2006-07	20	0	4	4	5	12
2007-08	9	0	0	0	-1	8
2008-09	66	4	13	17	7	55
2009-10	60	2	6	8	-8	51
2010-11	74	0	15	15	2	58
2011-12	46	1	6	7	-11	24
Total	275	7	44	51	-6	208

FREDRIK MODIN, LW

Acquired from Tampa Bay with G Fredrik Norrena for G Marc Denis on June 30, 2006. Traded to Los Angeles for a conditional seventh round pick in the 2010 Draft on Mar. 3, 2010.

Year	GP	G	A	PTS	+/-	PIM
2006-07	79	22	20	42	-3	50
2007-08	23	6	6	12	1	20
2008-09	50	9	16	25	2	28
2009-10	24	2	4	6	-6	12
Total	176	39	46	85	-6	110

GREG MOORE, C

Acquired from NY Islanders for D Dylan Reece on Mar. 1, 2010

Year	GP	G	A	PTS	+/-	PIM
2009-10	4	0	0	0	0	0
Total	4	0	0	0	0	0

JOHN MOORE, D

Selected 21st overall in the 2009 Draft.

Year	GP	G	A	PTS	+/-	PIM
2010-11	2	0	0	0	0	0
2011-12	67	2	5	7	-23	8
2012-13	17	0	1	1	-5	2
Total	86	2	6	8	-28	10

ETHAN MOREAU, LW

Claimed off waivers from Edmonton on June 30, 2010

Year	GP	G	A	PTS	+/-	PIM
2010-11	37	1	5	6	-9	24
Total	37	1	5	6	-9	24

BRAD MORAN, C

Signed as a free agent on June 5, 2000.

Year	GP	G	A	PTS	+/-	PIM
2001-02	3	0	0	0	0	0
2003-04	2	1	1	2	-1	2
Total	5	1	1	2	-1	2

JOE MOTZKO, RW

Signed as a free agent on May 15, 2003. Traded to Anaheim with C Mark Hartigan and a fourth round pick in the 2007 Draft for C Zenon Konopka and a conditional seventh round pick in the 2007 Draft on Jan. 26, 2007.

Year	GP	G	A	PTS	+/-	PIM
2003-04	2	0	0	0	0	0
2005-06	2	0	0	0	-2	0
2006-07	7	1	0	1	0	0
Total	11	1	0	1	-2	0

ANDREW MURRAY, C

Selected 242nd overall in the 2001 Draft.

Year	GP	G	A	PTS	+/-	PIM
2007-08	39	6	4	10	0	12
2008-09	67	8	3	11	-6	10
2009-10	46	5	2	7	-6	6
2010-11	29	4	4	8	2	4
Total	181	23	13	36	-10	32

RICK NASH, LW

Selected first overall in the 2002 Draft.

Year	GP	G	A	PTS	+/-	PIM
2002-03	74	17	22	39	-27	78
2003-04	80	41	16	57	-35	87
2005-06	54	31	23	54	5	51
2006-07	75	27	30	57	-8	73
2007-08	80	38	31	69	2	95
2008-09	78	40	39	79	11	52
2009-10	76	33	34	67	-2	58
2010-11	75	32	34	66	2	34
2011-12	82	30	29	59	-19	40
Total	674	289	258	547	-71	568

ANDREJ NEDOROST, C

Selected 286th overall in the 2000 Draft.

Year	GP	G	A	PTS	+/-	PIM
2001-02	7	0	2	2	-3	2
2002-03	12	0	1	1	-6	4
2003-04	9	2	0	2	0	6
Total	28	2	3	5	-9	12

CHRIS NIELSEN, RW

Acquired from NY Islanders for fourth and ninth round picks in the 2000 Draft on May 11, 2000. Traded to Atlanta with the rights of D Petteri Nummelin for RW Tomi Kallio and D Pauli Levokari on Dec. 2, 2002.

Year	GP	G	A	PTS	+/-	PIM
2000-01	29	4	5	9	4	4
2001-02	23	2	3	5	-3	4
Total	52	6	8	14	1	8

ALL-TIME PLAYER REGISTER

NIKITA NIKITIN, D

Acquired from St. Louis for D Kris Russell on Nov. 11, 2011.

Year	GP	G	A	PTS	+/-	PIM
2011-12	54	7	25	32	-5	14
2012-13	38	3	6	9	2	17
Total	92	10	31	41	-3	31

FREDRIK NORRENA, G

Acquired from Tampa Bay with LW Fredrik Modin for G Marc Denis on June 20, 2006.

Year	GP	G	A	PTS	+/-	PIM
2006-07	55	0	0	0	...	6
2007-08	37	0	1	1	...	0
2008-09	8	0	0	0	...	0
Total	100	0	1	1	...	6

FILIP NOVAK, D

Signed as a free agent on Aug. 8, 2006.

Year	GP	G	A	PTS	+/-	PIM
2006-07	6	0	0	0	1	2
Total	6	0	0	0	1	2

JIRI NOVOTNY, C

Signed as a free agent on July 3, 2007.

Year	GP	G	A	PTS	+/-	PIM
2007-08	65	8	14	22	-10	24
2008-09	42	4	3	7	4	14
Total	107	12	17	29	-6	38

PETTERI NUMMELIN, D

Selected 133rd overall in the 2000 Draft. Traded to Atlanta with RW Chris Nielsen for RW Tomi Kallio and D Pauli Levokari on Dec. 2, 2002.

Year	GP	G	A	PTS	+/-	PIM
2000-01	61	4	12	16	-11	10
Total	61	4	12	16	-11	10

LYLE ODELEIN, D

Selected in the Expansion Draft on June 23, 2000. Signed on June 29, 2000. Traded to Chicago for D Jaroslav Spacek and a second round pick in the 2003 Draft on Mar. 19, 2002.

Year	GP	G	A	PTS	+/-	PIM
2000-01	81	3	14	17	-16	118
2001-02	65	2	14	16	-28	89
Total	146	5	28	33	-44	207

KRZYSZTOF OLIWA, LW

Acquired from New Jersey for third round pick in the 2001 Draft and future considerations on June 12, 2000. Traded to Pittsburgh for third round pick in the 2001 Draft on Jan. 14, 2001.

Year	GP	G	A	PTS	+/-	PIM
2000-01	10	0	2	2	1	34
Total	10	0	2	2	1	34

NATHAN PAETSCH, D

Acquired from Buffalo with a second round pick in 2010 Draft for LW Raffi Torres on Mar. 3, 2010.

Year	GP	G	A	PTS	+/-	PIM
2009-10	10	0	0	0	-5	6
Total	10	0	0	0	-5	6

SAMUEL PAHLSSON, C

Signed as a free agent on July 1, 2009. Traded to Vancouver for D Taylor Ellington and two fourth round picks in the 2012 Draft on Feb. 27, 2012.

Year	GP	G	A	PTS	+/-	PIM
2009-10	79	3	13	16	-9	32
2010-11	82	7	13	20	-13	30
2011-12	61	2	9	11	-6	22
Total	222	12	35	47	-28	84

MIKE PANDOLFO, LW

Rights acquired from Buffalo along with the 30th overall pick in the 2002 Draft for the 20th overall pick in the 2002 Draft on June 22, 2002. Signed on July 8, 2002.

Year	GP	G	A	PTS	+/-	PIM
2003-04	3	0	0	0	-2	0
Total	3	0	0	0	-2	0

MICHAEL PECA, C

Signed as a free agent on Aug. 23, 2007.

Year	GP	G	A	PTS	+/-	PIM
2007-08	75	8	26	34	-1	64
2008-09	71	4	18	22	-6	58
Total	146	12	44	56	-7	122

ALEXANDRE PICARD, LW

Selected eighth overall in the 2004 Draft. Traded to Phoenix for C Chad Kolarik on Mar. 3, 2010.

Year	GP	G	A	PTS	+/-	PIM
2005-06	17	0	0	0	-2	14
2006-07	23	0	1	1	-3	6
2007-08	3	0	0	0	0	2
2008-09	15	0	1	1	-1	26
2009-10	9	0	0	0	-3	10
Total	67	0	2	2	-9	58

ADAM PINEAULT, RW

Selected 46th overall in the 2004 Draft. Traded to Chicago for RW Michael Blunden on Jan. 10, 2009.

Year	GP	G	A	PTS	+/-	PIM
2007-08	3	0	0	0	-2	0
Total	3	0	0	0	-2	0

LASSE PIRJETA, LW

Selected 133rd overall in the 2002 Draft. Traded to Pittsburgh for C Brian Holzinger on Mar. 9, 2004.

Year	GP	G	A	PTS	+/-	PIM
2002-03	51	11	10	21	-4	12
2003-04	57	2	8	10	-6	20
Total	108	13	18	31	-10	32

GEOFF PLATT, C

Signed as a free agent on Nov. 25, 2005. Traded to Anaheim for D Clay Wilson and D Aaron Rome on Nov. 15, 2007.

Year	GP	G	A	PTS	+/-	PIM
2005-06	15	0	5	5	-4	16
2006-07	26	4	5	9	1	10
Total	41	4	10	14	-3	26

TOMAS POPPERLE, G

Selected 131st overall in the 2005 Draft.

Year	GP	G	A	PTS	+/-	PIM
2006-07	2	0	0	0	...	0
Total	2	0	0	0	...	0

SEAN PRONGER, C

Claimed off waivers from NY Islanders on May 18, 2001. Traded to Vancouver for D Zenith Komarniski on Oct. 30, 2003.

Year	GP	G	A	PTS	+/-	PIM
2001-02	26	3	1	4	-4	4
2002-03	78	7	6	13	-26	72
Total	104	10	7	17	-30	76

VINNY PROSPAL, LW

Signed as a free agent on July 23, 2011.

Year	GP	G	A	PTS	+/-	PIM
2011-12	82	16	39	55	-11	36
2012-13	38	12	18	30	3	32
Total	130	28	57	85	-8	68

DALTON PROUT, D

Selected 154th overall in the 2010 Draft.

Year	GP	G	A	PTS	+/-	PIM
2011-12	5	0	0	0	1	0
2012-13	28	1	6	7	15	25
Total	33	1	6	7	+16	25

MARTIN PRUSEK, G

Signed as a free agent on Aug. 4, 2005.

Year	GP	G	A	PTS	+/-	PIM
2005-06	9	0	0	0	...	0
Total	9	0	0	0	...	0

ALL-TIME PLAYER REGISTER

JAMIE PUSHOR, D

Selected in the Expansion Draft on June 23, 2000. Traded to Pittsburgh for a fourth round pick in the 2003 Draft on Mar. 15, 2002. Signed as a free agent on Dec. 10, 2003. Traded to NY Rangers for an eighth round pick in the 2004 Draft on Jan. 23, 2004.

Year	GP	G	A	PTS	+/-	PIM
2000-01	75	3	10	13	7	94
2001-02	61	0	6	6	-10	54
2003-04	7	0	0	0	-2	2
2005-06	4	1	2	3	1	0
Total	147	4	18	22	-4	150

DERON QUINT, D

Acquired from New Jersey for past considerations on June 23, 2000.

Year	GP	G	A	PTS	+/-	PIM
2000-01	57	7	16	23	-19	16
2001-02	75	7	18	25	-34	26
Total	132	14	34	48	-53	42

JEREMY REICH, LW

Signed as a free agent on May 17, 2000.

Year	GP	G	A	PTS	+/-	PIM
2003-04	9	0	1	1	-3	20
Total	9	0	1	1	-3	20

LUKE RICHARDSON, D

Signed as a free agent on July 4, 2002.

Year	GP	G	A	PTS	+/-	PIM
2002-03	82	0	13	13	-16	73
2003-04	64	1	5	6	-11	48
2005-06	44	1	6	7	-18	30
Total	190	2	24	26	-45	151

CRAIG RIVET, D

Claimed off waivers from Buffalo on Feb. 26, 2011.

Year	GP	G	A	PTS	+/-	PIM
2010-11	14	1	0	1	-7	23
Total	14	1	0	1	-7	23

TODD ROHLOFF, D

Signed as a free agent on Sept. 5, 2003. Claimed off waivers by Washington on Jan. 9, 2004.

Year	GP	G	A	PTS	+/-	PIM
2003-04	24	0	2	2	-12	8
Total	24	0	2	2	-12	8

AARON ROME, D

Acquired with D Clay Wilson from Anaheim for C Geoff Platt on Nov. 15, 2007.

Year	GP	G	A	PTS	+/-	PIM
2007-08	17	1	1	2	-4	33
2008-09	8	0	1	1	1	0
Total	25	1	2	3	-3	33

MATHIEU ROY, D

Signed as a free agent on July 14, 2009.

Year	GP	G	A	PTS	+/-	PIM
2009-10	31	0	10	10	-2	17
Total	31	0	10	10	-2	17

MICHAEL RUPP, C

Acquired from Phoenix with LW Jason Chimera and D Cale Hulse for LW Geoff Sanderson and RW Tim Jackman on Oct. 8, 2005.

Year	GP	G	A	PTS	+/-	PIM
2005-06	39	4	2	6	-3	58
Total	39	4	2	6	-3	58

KRIS RUSSELL, D

Selected 67th overall in the 2005 Draft. Traded to St. Louis for D Nikita Nikitin on Nov. 11, 2012.

Year	GP	G	A	PTS	+/-	PIM
2007-08	67	2	8	10	-12	14
2008-09	66	2	19	21	-10	28
2009-10	70	7	15	22	3	32
2010-11	73	5	18	23	-9	37
2011-12	12	2	1	3	-1	13
Total	288	18	61	79	-29	124

RYAN RUSSELL, LW

Acquired from Montreal for RW Mike Blunden on July 7, 2011.

Year	GP	G	A	PTS	+/-	PIM
2011-12	41	2	0	2	-7	2
Total	41	2	0	2	-7	2

GEOFF SANDERSON, LW

Selected in the Expansion Draft on June 23, 2000. Traded to Vancouver for a third round pick in the 2004 Draft on Mar. 9, 2004. Claimed off waivers from Vancouver on June 28, 2004. Traded to Phoenix with RW Tim Jackman for LW Jason Chimera, C Michael Rupp and D Cale Hulse on Oct. 8, 2005.

Year	GP	G	A	PTS	+/-	PIM
2000-01	68	30	26	56	4	46
2001-02	42	11	5	16	-15	12
2002-03	82	34	33	67	-4	34
2003-04	67	13	16	29	-9	34
2005-06	2	0	0	0	-1	0
Total	261	88	80	168	-25	126

CURTIS SANFORD, G

Signed as a free agent on July 1, 2011.

Year	GP	G	A	PTS	+/-	PIM
2011-12	36	0	0	0	...	0
Total	36	0	0	0	...	0

PETER SARNO, C

Signed as a free agent on Aug. 22, 2005.

Year	GP	G	A	PTS	+/-	PIM
2005-06	1	0	0	0	0	0
Total	1	0	0	0	0	0

DAVID SAVARD, D

Selected 94th overall in the 2009 Draft.

Year	GP	G	A	PTS	+/-	PIM
2011-12	31	2	8	10	0	16
2012-13	4	0	0	0	-3	0
Total	35	2	8	10	-3	16

DARREL SCOVILLE, D

Signed as a free agent on July 10, 2001.

Year	GP	G	A	PTS	+/-	PIM
2002-03	2	0	0	0	0	4
2003-04	8	0	1	1	-4	6
Total	10	0	1	1	-4	10

ALEXANDER SELIVANOV, RW

Signed as a free agent on Nov. 27, 2000.

Year	GP	G	A	PTS	+/-	PIM
2000-01	59	8	11	19	-11	38
Total	59	8	11	19	-11	38

SEAN SELMSER, LW

Signed as a free agent on Aug. 3, 2000.

Year	GP	G	A	PTS	+/-	PIM
2000-01	1	0	0	0	0	5
Total	1	0	0	0	0	5

TOM SESTITO, LW

Selected 85th overall in the 2006 Draft. Traded to Philadelphia for RW Greg Moore and C Michael Chaput on Feb. 28, 2011.

Year	GP	G	A	PTS	+/-	PIM
2007-08	1	0	0	0	0	17
2009-10	3	0	0	0	0	7
2010-11	9	2	2	4	-4	40
Total	13	2	2	4	-4	64

CAM SEVERSON, LW

Acquired from Calgary for D Cale Hulse on Feb. 28, 2006.

Year	GP	G	A	PTS	+/-	PIM
2005-06	4	0	0	0	0	5
Total	4	0	0	0	0	5

ALL-TIME PLAYER REGISTER

JODY SHELLEY, LW

Signed as a free agent on Jan. 31, 2001. Traded to San Jose for a sixth round pick in the 2009 Draft on Jan. 29, 2008.

Year	GP	G	A	PTS	+/-	PIM
2000-01	1	0	0	0	0	10
2001-02	52	3	3	6	1	206
2002-03	68	1	4	5	-5	249
2003-04	76	3	3	6	-10	228
2005-06	80	3	7	10	-4	163
2006-07	72	1	1	2	-6	125
2007-08	31	0	0	0	-2	44
Total	380	11	18	29	-26	1,025

MIKE SILLINGER, C

Signed as a free agent on July 7, 2001. Traded to Dallas with a second round draft pick in the 2004 Draft for D Darryl Sydor on July 22, 2003.

Year	GP	G	A	PTS	+/-	PIM
2001-02	80	20	23	43	-35	54
2002-03	75	18	25	43	-21	52
Total	155	38	48	86	-56	106

BEN SIMON, C

Signed as a free agent on Aug. 11, 2005.

Year	GP	G	A	PTS	+/-	PIM
2005-06	13	0	0	0	-4	4
Total	13	0	0	0	-4	4

BLAKE SLOAN, RW

Claimed off waivers from Dallas on Mar. 13, 2001. Traded to Calgary for D Jamie Allison on Mar. 19, 2002.

Year	GP	G	A	PTS	+/-	PIM
2000-01	14	1	0	1	-2	13
2001-02	60	2	7	9	-18	46
Total	74	3	7	10	-20	59

JAROSLAV SPACEK, D

Acquired from Chicago with a second round pick in the 2003 Draft for D Lyle Odelein on Mar. 19, 2002.

Year	GP	G	A	PTS	+/-	PIM
2001-02	14	2	3	5	-9	24
2002-03	81	9	36	45	-23	70
2003-04	58	5	17	22	-13	45
Total	153	16	56	72	-45	139

MARTIN SPANHEL, LW

Signed as a free agent on May 30, 2000.

Year	GP	G	A	PTS	+/-	PIM
2000-01	6	1	0	1	-1	2
2001-02	4	1	0	1	-2	2
Total	10	2	0	2	-3	4

ANTON STRALMAN, D

Acquired from Calgary for a third round pick in the 2010 Draft on Sept. 28, 2009.

Year	GP	G	A	PTS	+/-	PIM
2009-10	73	6	28	34	-17	37
2010-11	51	1	17	18	-11	22
Total	124	7	45	52	-28	59

RADOSLAV SUCHY, D

Acquired from Phoenix with a sixth round pick in the 2005 Draft for a fourth round pick in the 2005 Draft.

Year	GP	G	A	PTS	+/-	PIM
2005-06	79	1	7	8	-8	30
Total	79	1	7	8	-8	30

ALEXANDER SVITOV, C

Acquired from Tampa Bay along with a third round pick in the 2004 Draft for D Darryl Sydor and a fourth round pick in the 2004 Draft on Jan. 27, 2004.

Year	GP	G	A	PTS	+/-	PIM
2003-04	29	2	6	8	-8	16
2006-07	76	7	11	18	-10	145
Total	105	9	17	26	-18	161

DARRYL SYDOR, D

Acquired from Dallas for Mike Sillinger and a second round pick in the 2004 Draft on July 22, 2003. Traded to Tampa Bay along with a fourth round pick in the 2004 Draft for C Alexander Svitov and a third round pick in the 2004 Draft on Jan. 27, 2004.

Year	GP	G	A	PTS	+/-	PIM
2003-04	49	2	13	15	-19	26
Total	49	2	13	15	-19	26

DICK TARNSTROM, D

Acquired from Edmonton for LW Curtis Glencross on Feb. 1, 2008.

Year	GP	G	A	PTS	+/-	PIM
2007-08	48	3	11	14	-11	52
Total	48	3	11	14	-11	52

MATTIAS TIMANDER, D

Selected in the Expansion Draft on June 23, 2000. Traded to NY Islanders for a fourth round pick in 2002 Draft on June 22, 2002.

Year	GP	G	A	PTS	+/-	PIM
2000-01	76	2	9	11	-8	24
2001-02	78	4	7	11	-34	44
Total	154	6	16	22	-42	68

OLE-KRISTIAN TOLLEFSEN, D

Selected 65th overall in the 2002 Draft.

Year	GP	G	A	PTS	+/-	PIM
2005-06	5	0	0	0	-2	2
2006-07	70	2	3	5	2	123
2007-08	51	2	2	4	-3	111
2008-09	19	0	1	1	-4	37
Total	145	4	6	10	-7	273

RAFFI TORRES, LW

Acquired from Edmonton for C Gilbert Brule on July 1, 2008. Traded to Buffalo for D Nathan Paetsch and a second round pick in the 2010 Draft on Mar. 3, 2010

Year	GP	G	A	PTS	+/-	PIM
2008-09	51	12	8	20	-4	23
2009-10	60	19	12	31	-8	32
Total	111	31	20	51	-12	55

RON TUGNUTT, G

Signed as a free agent on July 4, 2000. Traded to Dallas with a second round pick in the 2002 Draft for a first round pick in the 2002 Draft on June 17, 2002.

Year	GP	G	A	PTS	+/-	PIM
2000-01	53	0	1	1	...	2
2001-02	44	0	1	1	...	0
Total	97	0	2	2	...	2

FEDOR TYUTIN, D

Acquired with D Christian Backman from NY Rangers for RW Nikolai Zherdev and RW Dan Fritsche on July 2, 2008.

Year	GP	G	A	PTS	+/-	PIM
2008-09	82	9	25	34	1	81
2009-10	80	6	26	32	-7	49
2010-11	80	7	20	27	-12	32
2011-12	66	5	21	26	-21	49
2012-13	48	4	18	22	9	28
Total	356	31	110	141	-30	239

R.J. UMBERGER, C

Acquired with a fourth round pick in the 2008 Draft from Philadelphia for a first round pick and a third round pick in the 2008 Draft on June 20, 2008.

Year	GP	G	A	PTS	+/-	PIM
2008-09	82	26	20	46	-10	53
2009-10	82	23	32	55	-16	40
2010-11	82	25	32	57	3	38
2011-12	77	20	20	40	-10	27
2012-13	48	8	10	18	3	16
Total	371	102	114	216	-30	174

SCOTTIE UPSHALL, RW

Acquired with D Sami Lepisto from Phoenix for D Rostislav Klesla and C Dane Byers on Feb. 28, 2011.

Year	GP	G	A	PTS	+/-	PIM
2010-11	21	6	1	7	-12	10
Total	21	6	1	7	-12	10

ALL-TIME PLAYER REGISTER

DARREN VAN IMPE, D

Signed as a free agent on Jan. 20, 2003.

Year	GP	G	A	PTS	+/-	PIM
2002-03	14	1	1	2	-6	10
Total	14	1	1	2	-6	10

ANTOINE VERMETTE, C

Acquired from Ottawa for G Pascal Leclaire and a second round pick in the 2009 Draft on Mar. 4, 2009.

Year	GP	G	A	PTS	+/-	PIM
2008-09	17	7	6	13	5	8
2009-10	82	27	38	65	2	32
2010-11	82	19	28	47	0	60
2011-12	60	8	19	27	-17	12
Total	241	61	91	152	-10	112

JAKUB VORACEK, RW

Selected seventh overall in the 2006 Draft.

Year	GP	G	A	PTS	+/-	PIM
2008-09	80	9	29	38	11	44
2009-10	81	16	34	50	-7	26
2010-11	80	14	32	46	-3	26
Total	241	39	95	134	1	96

DAVID VYBORNY, RW

Signed as a free agent on June 8, 2000.

Year	GP	G	A	PTS	+/-	PIM
2000-01	79	13	19	32	-9	22
2001-02	75	13	18	31	-14	6
2002-03	79	20	26	46	12	16
2003-04	82	22	31	53	-26	40
2005-06	80	22	43	65	-9	50
2006-07	82	16	48	64	6	60
2007-08	66	7	19	26	-8	34
Total	543	113	204	317	-48	228

DERRICK WALSER, D

Signed as a free agent on Sept. 17, 2001. Traded to Carolina with a fourth round pick in the 2006 Draft for a fourth round pick in the 2005 Draft on July 30, 2005. Acquired from Carolina for D Mark Flood on Nov. 29, 2006.

Year	GP	G	A	PTS	+/-	PIM
2001-02	2	1	0	1	-2	0
2002-03	53	4	13	17	-9	34
2003-04	27	1	8	9	-6	22
2006-07	9	2	0	2	-1	0
Total	91	8	21	29	-18	56

DUVIE WESTCOTT, D

Signed as a free agent on May 10, 2001.

Year	GP	G	A	PTS	+/-	PIM
2001-02	4	0	0	0	-2	2
2002-03	39	0	7	7	-3	77
2003-04	34	0	7	7	-15	39
2005-06	78	6	22	28	1	133
2006-07	23	4	6	10	-13	18
2007-08	23	1	3	4	-10	30
Total	211	11	45	56	-42	299

KYLE WILSON, C

Signed as a free agent on July 2, 2010.

Year	GP	G	A	PTS	+/-	PIM
2010-11	32	4	7	11	-3	12
Total	32	4	7	11	-3	12

RAY WHITNEY, LW

Acquired from Florida with future considerations for C Kevyn Adams and a fourth round pick in the 2001 Draft on Mar. 13, 2001.

Year	GP	G	A	PTS	+/-	PIM
2000-01	3	0	3	3	-1	2
2001-02	67	21	40	61	-22	12
2002-03	81	24	52	76	-26	22
Total	151	45	95	140	-49	36

JASON WILLIAMS, C

Acquired from Atlanta for D Clay Wilson and a sixth round pick in the 2009 Draft on Jan. 14, 2009.

Year	GP	G	A	PTS	+/-	PIM
2008-09	39	12	17	29	5	16
Total	39	12	17	29	5	16

CLAY WILSON, D

Acquired with D Aaron Rome from Anaheim for C Geoff Platt on Nov. 15, 2007. Traded to Atlanta with a sixth round pick in the 2009 Draft in exchange for C Jason Williams on Jan. 14, 2009.

Year	GP	G	A	PTS	+/-	PIM
2007-08	7	1	1	2	3	2
2008-09	5	0	1	1	-2	0
Total	12	1	2	3	1	2

JAMES WISNIEWSKI, D

Rights acquired from Montreal for a fifth round pick in the 2012 Draft on June 29, 2011. Signed on July 1, 2011.

Year	GP	G	A	PTS	+/-	PIM
2011-12	48	6	21	27	-13	37
2012-13	30	5	9	14	-1	15
Total	78	11	30	41	-14	52

TYLER WRIGHT, C

Selected in the Expansion Draft on June 23, 2000. Traded to Anaheim with D Francois Beauchemin for C Sergei Fedorov and a fifth round pick in the 2006 Draft on Nov. 15, 2005.

Year	GP	G	A	PTS	+/-	PIM
2000-01	76	16	16	32	-9	140
2001-02	77	13	11	24	-40	100
2002-03	70	19	11	30	-25	113
2003-04	68	9	9	18	-19	63
2005-06	18	0	4	4	-3	20
Total	309	57	51	108	-96	436

ALLEN YORK, G

Selected 158th overall in the 2007 Draft.

Year	GP	G	A	PTS	+/-	PIM
2011-12	36	0	0	0	...	0
Total	36	0	0	0	...	0

MIKE YORK, C

Signed as a free agent on July 25, 2008

Year	GP	G	A	PTS	+/-	PIM
2008-09	1	0	0	0	0	0
Total	1	0	0	0	0	0

NIKOLAI ZHERDEV, RW

Selected fourth overall in the 2003 Draft. Traded to NY Rangers with RW Dan Fritsche for D Fedor Tyutin and D Christian Backman on July 2, 2008.

Year	GP	G	A	PTS	+/-	PIM
2003-04	57	13	21	34	-11	54
2005-06	73	27	27	54	-13	50
2006-07	71	10	22	32	-19	26
2007-08	82	26	35	61	-9	34
Total	283	76	105	181	-33	164

GOALTENDERS

SERGEI BOBROVSKY

Acquired from Philadelphia in exchange for two 4th round picks and a 2nd round pick on June 22, 2012

Year	GP	MIN	W	L	OT	SO	GA	SV	GAA	SV%
2012-13	38	2219	21	11	6	4	74	1010	2.00	.932
Total	38	2219	21	11	6	4	74	1010	2.00	.932

BRIAN BOUCHER

Claimed off waivers from Chicago on Feb. 27, 2007.

Year	GP	MIN	W	L	OT	SO	GA	SV	GAA	SV%
2006-07	18	969	2	11	3	1	54	402	3.34	.882
Total	18	969	2	11	3	1	54	402	3.34	.882

FRED BRATHWAITE

Signed as a free agent on June 2, 2003.

Year	GP	MIN	W	L	OT	SO	GA	SV	GAA	SV%
2003-04	21	1050	4	11	1	0	59	574	3.37	.897
Total	21	1050	4	11	1	0	59	574	3.37	.897

TY CONKLIN

Signed as a free agent on July 6, 2007. Traded to Buffalo for a fifth round pick in the 2007 Draft on Feb. 27.

Year	GP	MIN	W	L	OT	SO	GA	SV	GAA	SV%
2006-07	11	491	2	3	2	0	27	183	3.30	.871
Total	11	491	2	3	2	0	27	183	3.30	.871

MARC DENIS

Acquired from Colorado for a second round pick in the 2000 Draft on June 7, 2000. Traded to Tampa Bay for LW Fredrik Modin and G Fredrik Norrena on June 30, 2006.

Year	GP	MIN	W	L	OT	SO	GA	SV	GAA	SV%
2000-01	32	1830	6	20	4	0	99	841	3.25	.895
2001-02	42	2335	9	24	5	1	121	1076	3.11	.899
2002-03	77	4511	27	41	8	5	232	2172	3.09	.903
2003-04	66	3796	21	36	7	5	162	1970	2.56	.918
2005-06	49	2786	21	25	1	1	151	1354	3.25	.900
Total	266	15258	84	146	25	12	765	7413	3.01	.905

WADE DUBIELEWICZ

Claimed off waivers from NY Islanders on Jan. 17, 2009

Year	GP	MIN	W	L	OT	SO	GA	SV	GAA	SV%
2008-09	3	169	1	2	0	0	10	67	3.55	.870
Total	3	169	1	2	0	0	10	67	3.55	.870

MATHIEU GARON

Signed as a free agent on July 1, 2009.

Year	GP	MIN	W	L	OT	SO	GA	SV	GAA	SV%
2009-10	35	1771	12	9	6	2	83	775	2.81	.903
2010-11	36	1938	10	14	6	3	88	799	2.72	.901
Total	71	3709	22	23	12	5	171	1574	2.77	.902

SHAWN HUNWICK

Signed as a free agent Mar. 29, 2012.

Year	GP	MIN	W	L	OT	SO	GA	SV	GAA	SV%
2011-12	1	3	0	0	0	0	0	0	0.00	.000
Total	1	3	0	0	0	0	0	0	0.00	.000

JEAN-FRANCOIS LABBE

Acquired from NY Rangers for D Bert Robertsson on Nov. 9, 2000.

Year	GP	MIN	W	L	OT	SO	GA	SV	GAA	SV%
2001-02	3	117	1	1	0	0	6	62	3.08	.912
2002-03	11	451	2	4	0	0	27	206	3.59	.884
Total	14	568	3	5	0	0	33	268	3.49	.890

DAN LACOSTA

Selected 93rd overall in the 2004 Draft.

Year	GP	MIN	W	L	OT	SO	GA	SV	GAA	SV%
2007-08	1	13	0	0	0	0	0	5	0.00	1.000
2008-09	3	156	2	0	0	1	4	76	1.54	.950
Total	4	169	2	0	0	1	4	81	1.42	.953

PASCAL LECLAIRE

Selected eighth overall in the 2001 Draft. Traded to Ottawa with a second round pick in the 2009 Draft for C Antoine Vermette on Mar. 4, 2009.

Year	GP	MIN	W	L	OT	SO	GA	SV	GAA	SV%
2003-04	2	119	0	2	0	0	7	62	3.53	.899
2005-06	33	1804	11	15	3	0	97	987	3.23	.911
2006-07	24	1315	6	15	2	1	65	564	2.97	.897
2007-08	54	2986	24	17	6	9	112	1267	2.25	.919
2008-09	12	674	4	6	1	0	43	281	3.83	.867
Total	125	6898	45	55	12	10	324	3161	2.82	.907

DAVID LENEVEU

Signed as a free agent on July 7, 2010.

Year	GP	MIN	W	L	OT	SO	GA	SV	GAA	SV%
2010-11	1	20	0	0	0	0	2	10	6.00	.833
Total	1	20	0	0	0	0	2	10	6.00	.833

STEVE MASON

Selected 69th overall in the 2006 Draft.

Year	GP	MIN	W	L	OT	SO	GA	SV	GAA	SV%
2008-09	61	3664	33	20	7	10	140	1518	2.29	.916
2009-10	58	3201	20	26	9	5	163	1490	3.06	.901
2010-11	54	3027	24	21	7	3	153	1388	3.03	.901
2011-12	46	2534	16	26	3	1	143	1212	3.39	.894
2012-13	13	712	3	6	1	0	35	311	2.95	.899
Total	232	13,137	96	99	26	27	634	5919	2.90	.903

FREDRIK NORRENA

Acquired from Tampa Bay with LW Fredrik Modin for G Marc Denis on June 20, 2006.

Year	GP	MIN	W	L	OT	SO	GA	SV	GAA	SV%
2006-07	55	2952	24	23	3	3	137	1283	2.78	.904
2007-08	37	1960	10	19	6	2	89	767	2.72	.896
2008-09	8	323	1	3	2	0	17	116	3.16	.872
Total	100	5235	35	45	11	5	243	2166	2.79	.899

TOMAS POPPERLE

Selected 131st overall in the 2005 Draft.

Year	GP	MIN	W	L	OT	SO	GA	SV	GAA	SV%
2006-07	2	44	0	0	0	0	1	13	1.33	.929
Total	2	44	0	0	0	0	1	13	1.33	.929

MARTIN PRUSEK

Signed as a free agent on Aug. 4, 2005.

Year	GP	MIN	W	L	OT	SO	GA	SV	GAA	SV%
2005-06	9	373	3	3	0	0	20	165	3.22	.870
Total	9	373	3	3	0	0	20	165	3.22	.870

CURTIS SANFORD

Signed as a free agent on July 1, 2011.

Year	GP	MIN	W	L	OT	SO	GA	SV	GAA	SV%
2011-12	36	1983	10	18	4	1	86	885	2.60	.911
Total	36	1983	10	18	4	1	86	885	2.60	.911

RON TUGNUTT

Signed as a free agent on July 4, 2000. Traded to Dallas with a second round pick in the 2002 Draft for a first round pick in the 2002 Draft on June 17, 2002.

Year	GP	MIN	W	L	OT	SO	GA	SV	GAA	SV%
2000-01	53	3129	22	25	5	4	127	1401	2.44	.917
2001-02	44	2502	12	27	3	2	119	1076	2.85	.900
Total	97	5631	34	52	8	6	246	2477	2.62	.910

ALLEN YORK

Selected 158th overall in the 2007 Draft.

Year	GP	MIN	W	L	OT	SO	GA	SV	GAA	SV%
2011-12	11	417	3	2	0	0	16	183	2.30	.920
Total	11	417	3	2	0	0	16	183	2.30	.920

ALL-TIME NUMERICAL REGISTER

1

J.F. Labbe, 2001-02
Tomas Popperle, 2006-07
Steve Mason, 2008-13

2

Anders Eriksson, 2003-04; 2006-07
Kris Russell, 2007-08
Nate Guenin, 2010-11

3

Frantisek Kucera, 2000-01
Jaroslav Spacek, 2001-04
Marc Methot, 2008-12

4

Lyle Odelein, 2000-02
Bryan Berard, 2005-07
Clay Wilson, 2007-09
Nathan Paetsch, 2009-10
Sami Lepisto, 2010-11
John Moore, 2011-13

5

Jamie Pushor, 2000-02; 2005-06
Darryl Sydor, 2003-04
Christian Backman, 2008-09
Aaron Johnson, 2011-12

6

Jamie Heward, 2000-02
Jamie Pushor, 2003-04
Ron Hainsey, 2005-08
Anton Stralman, 2009-11
Nikita Nikitin, 2011-

7

Deron Quint, 2000-02
Scott Lachance, 2002-04
John Moore, 2010-11
Jeff Carter, 2011-12
Jack Johnson, 2011-

8

Geoff Sanderson, 2000-06
Jan Hejda, 2007-10
Maksim Mayorov, 2011-12
Nathan Horton, 2013-

9

David Vyborny, 2000-08
Scottie Upshall, 2010-11
Colton Gillies, 2011-13

10

Serge Aubin, 2000-02
Trevor Letowski, 2003-06
Duvie Westcott, 2006-08
Kris Russell, 2008-11
Mark Letestu, 2012-13
Marian Gaborik, 2013-

11

Kevin Dineen, 2000-03
Curtis Glencross, 2007-08
Craig MacDonald, 2008-09
Chris Clark, 2009-10
Matt Calvert, 2010-

12

Ted Drury, 2000-01
Sean Pronger, 2001-02
Mathieu Darche, 2002-03
Jiri Novotny, 2007-09
Mike Blunden, 2009-11

13

Nikolai Zherdev, 2003-08
Cam Atkinson, 2011-

14

Ray Whitney, 2000-03
Greg Mauldin, 2003-04
Raffi Torres, 2008-10
Grant Clitsome, 2010-12
Blake Comeau, 2013-

15

Mike Maneluk, 2000-01
Kent McDonell, 2002-03
Duvie Westcott, 2003-06
Derek Dorsett, 2008-13

16

Mike Sillinger, 2001-03
Alexander Svitov, 2003-04; 2006-07
Derick Brassard, 2007-13

17

Steve Maltais, 2000-01
Paul Manning, 2002-03
Tomi Kallio, 2002-03
David Ling, 2003-04
Gilbert Brule, 2005-08
Andrew Murray, 2008-11
Mark Letestu, 2011-12
Brandon Dubinsky, 2013-

18

Robert Kron, 2000-02
Zenith Komarniski, 2003-04
Geoff Platt, 2005-06
R.J. Umberger, 2008-

19

Mathieu Darche, 2000-02
Sean Pronger, 2002-03
Joe Motzko, 2003-04
Brian Holzinger, 2003-04
Alexandre Picard, 2005-07
Michael Peca, 2007-09
Ethan Moreau, 2010-11
Ryan Johansen, 2011-

20

Martin Spanhel, 2000-02
Lasse Pirjeta, 2002-04
Michael Rupp, 2005-06
Curtis Glencross, 2006-07
Kristian Huselius, 2008-12
Tim Erixon, 2013-

21

Espen Knutsen, 2000-04
Radoslav Suchy, 2005-06
Alexandre Picard, 2007-10
James Wisniewski, 2011-

22

Chris Nielsen, 2000-02
Luke Richardson, 2002-06
Mike Commodore, 2008-11
Vinny Prospal, 2011-13

23

Kevin Dahl, 2000-01
Alex Selivanov, 2000-01
Derrick Walser, 2001-04; 2006-07
Dick Tarnstrom, 2007-08
Milan Jurcina, 2009-10
Tom Sestito, 2009-11
Andrew Joudrey, 2011-12
Brett Lebda, 2011-12

24

Michael Gaul, 2000-01
Hannes Hyvonen, 2002-03
Todd Rohloff, 2003-04
Francois Beauchemin, 2005-06
Cam Severson, 2005-06
Kris Beech, 2007-08
Aaron Rome, 2008-09
Derek MacKenzie, 2009-

25

Bruce Gardiner, 2000-01
Andrew Cassels, 2002-04
Jason Chimera, 2005-10
Kyle Wilson, 2010-11
Ryan Russell, 2011-

26

Andrej Nedorost, 2001-03
Todd Marchant, 2003-06
Derek MacKenzie, 2007-09
Samuel Pahlsson, 2009-12

27

Blake Sloan, 2000-02
Darren Van Impe, 2002-03
Manny Malhotra, 2003-09

28

Tyler Wright, 2000-06
Zenon Konopka, 2006-08
Nikita Filatov, 2008-11

29

Krzysztof Oliwa, 2000-01
Alex Selivanov, 2000-01
Grant Marshall, 2001-03
Marc Methot, 2007-08
Jason Williams, 2008-09
Nick Holden, 2010-

30

Marc Denis, 2000-06
Fredrik Norrena, 2006-08
Curtis Sanford, 2011-12

31

Ron Tugnutt, 2000-02
Pascal Leclaire, 2003-08
David LeNeveu, 2010-11
Shawn Hunwick, 2011-12

32

Radim Bicanek, 2000-02
Kent McDonnell, 2003-04
Cale Hulse, 2005-06
Mathieu Garon, 2009-11
Cody Bass, 2011-

33

Petteri Nummelin, 2000-01
Jamie Allison, 2001-03
Jeremy Reich, 2003-04
Fredrik Modin, 2006-10
Tomas Kubalik, 2010-12
Adrian Aucoin, 2012-13

34

J.L. Grand-Pierre, 2000-04
Dan LaCosta, 2007-08
Dane Byers, 2011-12
Nick Drazenovic, 2012-

35

J.F. Labbe, 2002-03
Martin Prusek, 2005-06
Ty Conklin, 2006-07
Brian Boucher, 2006-07
Jan Hejda, 2010-11

36

Sean Selmser, 2000-01
Don MacLean, 2003-04
Mathieu Roy, 2009-10
Jonathan Audy-Marchessault, 2012-

37

Mattias Timander, 2000-02
Darrel Scoville, 2002-04
Joe Motzko, 2005-07
Darcy Campbell, 2006-07

38

Blake Bellefeuille, 2001-03
Jan Hrdina, 2005-06
Andrej Nedorost, 2003-04
Joakim Lindstrom, 2006-08
Trevor Frischmon, 2009-10

39

Mike Pandolfo, 2003-04
Steven Goertzen, 2005-07
Greg Moore, 2009-10

40

Bill Bowler, 2000-01
Brad Moran, 2001-02
Duvie Westcott, 2001-02
Fred Brathwaite, 2003-04
Jaroslav Balastik, 2005-07
Jared Boll, 2007-

41

Matt Davidson, 2000-03
Brad Moran, 2003-04
Ben Simon, 2005-06
Adam Pineault, 2007-08
Allen York, 2011-

42

Kevyn Adams, 2000-01
Brett Harkins, 2001-02
Duvie Westcott, 2002-03
Mark Hartigan, 2003-06
Chad Kolarik, 2009-11
Artem Anisimov, 2012-

43

Jan Caloun, 2000-01
David Ling, 2001-03
Tom Sestito, 2007-08
Maksim Mayorov, 2008-11
Darryl Boyce, 2011-12
Sean Collins, 2012-

44

Rostislav Klesla, 2000-04
Peter Sarno, 2005-06
Aaron Johnson, 2006-07
Aaron Rome, 2007-08
Grant Clitsome, 2009-10

45

Jody Shelley, 2000-08

46

Tim Jackman, 2003-04
Filip Novak, 2006-07
Tomas Kana, 2009-10

47

Aaron Johnson, 2003-06
Geoff Platt, 2006-07

Dalton Prout, 2011-

48

Cody Goloubef, 2011-

49

Dan Fritsche, 2003-08
Michael Leighton, 2013-

50

Joakim Lindstrom, 2005-06
Antoine Vermette, 2008-12

51

Andy Delmore, 2005-06
Andrew Murray, 2007-08
Fedor Tyutin, 2008-

52

Adam Foote, 2005-08
Craig Rivet, 2010-11
Mark Letestu, 2013-

55

Ole-Kristian Tollefsen, 2005-09

57

Steve Heinze, 2000-01

58

David Savard, 2011-

61

Rick Nash, 2002-12

71

Chris Clark, 2010-11
Nick Foligno, 2012-

72

Sergei Bobrovsky, 2012-

77

Anson Carter, 2006-07
Chris Gratton, 2008-09

78

Mike York, 2008-09

91

Sergei Fedorov, 2005-08

93

Jakub Voracek, 2008-11

97

Rostislav Klesla, 2005-11

NHL DRAFT HISTORY

2013 DRAFT

June 30, Newark, New Jersey (Prudential Center)

Player	Position	Round	Overall
Alexander Wennberg	C	1	14
Kerby Rychel	LW	1	19*
Marko Dano	C	1	27 ^Q
Dillon Heatherington	D	2	50^
Oliver Bjorkstrand	RW	3	89^
Nick Moutrey	C	4	105
Marcus Soberg	LW	6	165
Peter Quenneville	C	7	195

Team
Djurgarden (SWE-1)
Windsor (OHL)
Bratislava (KHL)
Swift Current (WHL)
Portland (WHL)
Saginaw (OHL)
Frolunda (SWE Jr.)
Dubuque (USHL)

* Acquired from NY Rangers
^Q Acquired from Los Angeles
[^] Acquired from Pittsburgh

2012 DRAFT

June 22-23, Pittsburgh, Pennsylvania (CONSOL Energy Center)

Player	Position	Round	Overall
Ryan Murray	D	1	2
Oscar Dansk	G	2	31
Joonas Korpi	G	3	62
Josh Anderson	LW	4	95*
Daniel Zaar	RW	6	152
Gianluca Curcuruto	D	7	182

Team
Everett (WHL)
Brynäs Jr. (Sweden Jr.)
Jokerit Jr. (Finland Jr.)
London (OHL)
Rogle Jr. (Sweden Jr.)
Sault Ste. Marie (OHL)

* Acquired from Vancouver

2011 DRAFT

June 24-25, St. Paul, Minnesota (Xcel Energy Center)

Player	Position	Round	Overall
Boone Jenner	C	2	37
T.J. Tynan	C	3	66*
Mike Reilly	D	4	98
Seth Ambroz	RW	5	128
Lukas Sedlak	C	6	158
Anton Forsberg	G	7	188

Team
Oshawa (OHL)
Notre Dame (CCHA)
St. Mary's (High-MN)
Omaha (USHL)
Ceske (Czech U-20)
MODO (Sweden Jr.)

* Acquired from Ottawa

2010 DRAFT

June 25-26, Los Angeles, California (STAPLES Center)

Player	Position	Round	Overall
Ryan Johansen	C	1	4
Dalton Smith	LW	2	34
Petr Straka	RW	2	55*
Brandon Archibald	D	4	94
Mathieu Corbeil	G	4	102 ^Q
Austin Madaisky	D	5	124
Dalton Prout	D	6	154
Martin Ouellette	G	7	184

Team
Portland (WHL)
Ottawa (OHL)
Rimouski (QMJHL)
Sault Ste. Marie (OHL)
Halifax (QMJHL)
Kamloops (WHL)
Barrie (OHL)
Kimball Union (High-NH)

* Acquired from Buffalo
^Q Acquired from Anaheim

2009 DRAFT

June 26-27, Montreal, Quebec (Bell Centre)

Player	Position	Round	Overall
John Moore	D	1	21*
Kevin Lynch	C	2	56 ^Q
David Savard	D	4	94 [#]
Thomas Larkin	D	5	137
Anton Blomqvist	D	6	167
Kyle Neuber	RW	7	197

Team
Chicago (USHL)
USA U-18 (USDP)
Moncton (QMJHL)
Exeter (USHS-NH)
Malmo Jr. (Sweden Jr.)
Mississauga (OHL)

* Acquired from Anaheim
^Q Acquired from NY Islanders
[#] Acquired from Colorado

2008 DRAFT

June 20-21, Ottawa, Ontario (Scotiabank Place)

Player	Position	Round	Overall	Team
Nikita Filatov	LW	1	6	CSKA (RUS)
Cody Goloubef	D	2	37	Wisconsin (WCHA)
Steven Delisle	D	4	107*	Gatineau (QMJHL)
Drew Olson	D	4	118@	Brainerd (USHS)
Matt Calvert	LW	5	127	Brandon (WHL)
Tomas Kubalik	C/RW	5	135#	Plzen (CZE)
Brent Regner	D	5	137*	Vancouver (WHL)
Cam Atkinson	RW	6	157	Avon Old Farms (USHS)
Sean Collins	LW	7	187	Waywayseecappo (MJHL)

* Acquired from Boston

@ Acquired from Philadelphia

Acquired from Carolina

2007 DRAFT

June 22-23, Columbus, Ohio (Nationwide Arena)

Player	Position	Round	Overall	Team
Jakub Voracek	RW	1	7	Halifax (QMJHL)
Stefan Legein	RW	2	37	Niagara (OHL)
Will Weber	D	2	53*	Gaylord, MI (USHS)
Jake Hansen	RW/LW	3	68	Sioux Falls (USHL)
Maksim Mayorov	RW/LW	4	94@	Leninogorsk (Russia)
Allen York	G	6	158	Camrose (AJHL)
Trent Vogelhuber	RW	7	211#	St. Louis (NAHL)

* Acquired from San Jose

@ Acquired from Dallas

Acquired from Anaheim (conditional)

2006 DRAFT

June 24, Vancouver, British Columbia (General Motors Place)

Player	Position	Round	Overall	Team
Derick Brassard	C	1	6	Drummondville (QMJHL)
Steve Mason	G	3	69	London (OHL)
Tom Sestito	LW	3	85	Plymouth (OHL)
Ben Wright	D	4	113*	Lethbridge (WHL)
Robert Nyholm	D	5	129	IFK Jr. (Finland)
Nick Sucharski	LW	5	136@	Michigan State (CCHA)
Maxime Frechette	D	5	142#	Drummondville (QMJHL)
Jesse Dudas	D	6	159	Prince George (WHL)
Derek Dorsett	RW	7	189	Medicine Hat (WHL)
Matt Marquardt	LW	7	194^	Moncton (QMJHL)

*Acquired from San Jose

@ Acquired from Los Angeles

Acquired from Anaheim

^ Acquired from Toronto

2005 DRAFT

June 30, Ottawa, Ontario (Westin Hotel)

Player	Position	Round	Overall	Team
Gilbert Brule	C	1	6	Vancouver (WHL)
Adam McQuaid	D	2	55	Sudbury (OHL)
Kris Russell	D	3	67	Medicine Hat (WHL)
Jared Boll	RW	4	101*	Lincoln (USHL)
Tomas Popperle	G	5	131	Sparta (Czech)
Derek Reinhart	D	6	177+	Regina (WHL)
Kirill Starkov	C	6	189	Frolunda Jr. (Sweden)
Trevor Hendriks	D	7	201	Peterborough (OHL)

* Acquired from Carolina

+ Acquired from Phoenix

NHL DRAFT HISTORY

2004 DRAFT

June 26-27, Raleigh, North Carolina (RBC Center)

Player	Position	Round	Overall	Team
Alexandre Picard	LW	1	8*	Lewiston (QMJHL)
Adam Pineault	RW	2	46+	Boston College (HEA)
Kyle Wharton	D	2	59*	Ottawa (OHL)
Dan LaCosta	G	3	93#	Owen Sound (OHL)
Andrey Plekhanov	D	3	96	Nizhnekamsk 2 (Russia)
Petr Pohl	RW	5	133	Gatineau (QMJHL)
Rob Page	D	6	167	Blake School (USHS)
Lennart Petrell	C	6	190@	IFK Jr. (Finland)
Justin Vienneau	D	7	198	Shawinigan (WMJHL)
Brian McGuirk	LW	8	231	Gov. Drummer Aca. (USHS)
Matt Greer	LW	8	233-	White Bear Lake (USHS)
Grant Clitsome	D	9	271^	Nepean (CJHL)

* Acquired from Carolina

+ Acquired from Calgary

@ Acquired from Boston

Acquired from Vancouver

- Acquired from NY Rangers

^ Acquired from Los Angeles

2003 DRAFT

June 21-22, Nashville, Tennessee (Gaylord Entertainment Center)

Player	Position	Round	Overall	Team
Nikolai Zherdev	RW	1	4	CSKA (Russia)
Dan Fritsche	C	2	46*	Sarnia (OHL)
Dmitry Kosmachev	D	3	71	CSKA (Russia)
Kevin Jarman	LW	4	103#	Stouffville (Ont. Jr. A)
Philippe Dupuis	C	4	104	Hull (QMJHL)
Arsi PiiSpanen	RW	5	138+	Jokerit (Finland)
Marc Methot	D	6	168+	London (OHL)
Alexander Guskov	D	7	200	Yaroslavl (Russia)
Mathieu Gravel	LW	8	233	Shawinigan (QMJHL)
Trevor Hendriks	D	9	283^	Peterborough (OHL)

* Acquired from Chicago

Acquired from Pittsburgh

+ Acquired from Carolina

^ Acquired from Los Angeles

2002 DRAFT

June 22-23, Toronto, Ontario (Air Canada Centre)

Player	Position	Round	Overall	Team
Rick Nash	LW	1	1*	London (OHL)
Joakim Lindstrom	LW/RW	2	41#	MODO (Sweden)
Ole-Kristian Tollefsen	D	3	65	Lillehammer (Norway)
Jeff Genov	LW	3	96#	Des Moines (USHL)
Ivan Tkachenko	LW	4	98	Yaroslavl (Russia)
Jekabs Redlihs	D	4	119+	Apple Core, N.Y. (EJHL)
Lasse Pirjeta	LW/C	5	133	Karpat (Finland)
Tim Konsorada	RW	6	168	Brandon (WHL)
Jaroslav Balastik	RW	6	184^	Zlin (Czech)
Greg Mauldin	C	7	199	UMass-Amherst (HEA)
Steven Goertzen	RW	7	225^	Seattle (WHL)
Jaroslav Kracik	RW	8	231	Plzen Jr. (Czech)
Sergei Mozyakin	LW	9	263*	CSKA (Russia)

* Acquired from Florida

Acquired from Atlanta

+ Acquired from NY Islanders

^ Acquired from Philadelphia

June 23-24, Sunrise, Florida (National Car Rental Center)

- * Acquired from Montreal (Originally San Jose's pick)
- # Acquired from Buffalo
- + Acquired from Pittsburgh

June 24-25, Calgary, Alberta (Saddledome)

- * Acquired from Boston
- # Acquired from San Jose
- + Acquired from Florida
- ^ Acquired from Detroit

June 23, 2000 (Calgary, Alberta)

2013-14 COLUMBUS BLUE JACKETS MEDIA GUIDE / BLUEJACKETS.COM

PERSONNEL & FRANCHISE FIRSTS

GENERAL MANAGERS

Doug MacLean
Scott Howson
Jarmo Kekalainen

Feb. 11, 1998-April 19, 2007
June 15, 2007-Feb. 12, 2013
Feb. 13, 2013 -

HEAD COACHES

Dave King
Doug MacLean
Gerard Gallant
Gary Agnew (Interim)
Ken Hitchcock
Claude Noel (Interim)
Scott Arniel
Todd Richards

July 5, 2000-Jan. 7, 2003
Jan. 7, 2003-Jan. 1, 2004
Jan. 1, 2004-Nov. 13, 2006
Nov. 14, 2006-Nov. 22, 2006
Nov. 22, 2006-Feb. 3, 2010
Feb. 3, 2010-Apr. 9, 2010
June 8, 2010-Jan. 9, 2012
Jan. 9, 2012-

ASSISTANT COACHES

Newell Brown
Gerard Gallant
Rick Wamsley (goaltenders)
Dean Blais
Gord Murphy
Gary Agnew
Clint Malarchuk (goaltenders)
Claude Noel
Dave Rook (goaltenders)
Bob Boughner
Brad Berry
Todd Richards
Dan Hinote
Ian Clark (goaltenders)
Craig Hartsburg
Keith Acton

2000-Jan. 6, 2004
2000-Jan. 1, 2004
2000-06
2004-06
2002-10
2006-10
2006-09
2007-10
2009-11
2010-11
2010-12
2011-12
2010-
2011-
2012-
2012-13

TEAM CAPTAINS

Lyle Odelein
Ray Whitney
Luke Richardson
Adam Foote
Rick Nash

2000-02
2002-03
2003-05
2005-08
2008-12

ALTERNATE CAPTAINS

Geoff Sanderson
Tyler Wright
Luke Richardson
Andrew Cassels
Todd Marchant
Darryl Sydor
Adam Foote
Rick Nash
David Vyborny
Sergei Fedorov
Manny Malhotra
Michael Peca
Rostislav Klesla
Fredrik Modin
R.J. Umberger
Antoine Vermette
Ethan Moreau
Jeff Carter
Derek Dorsett
Vinny Prospal
James Wisniewski
Adrian Aucoin
Brandon Dubinsky
Jared Boll
Jack Johnson

2000-04
2000-02, 2003-04
2002-03
2003-04
2003-04
2003-04
2005-06
2005-08
2005-08
2005-08
2008-09
2008-09
2008-10
2008-10
2009-12
2009-12
2010-11
2011-12
2011-12
2011-12
2011-12
2012-13
2012-
2012-
2012-

FIRST GAME

Home - Oct. 7, 2000 vs. Chicago
Road - Oct. 12, 2000 at Calgary

OPENING NIGHT ROSTER

No.	Player	Position
3	Frantisek Kucera	Defense
4	Lyle Odelein	Defense
5	Jamie Pushor	Defense
6	Jamie Heward	Defense
8	Geoff Sanderson	Left Wing
9	David Vyborny	Right Wing
10	Serge Aubin	Center
11	Kevin Dineen	Right Wing
12	Ted Drury	Center
17	Steve Maltais	Left Wing
18	Robert Kron	Center
21	Espen Knutsen (Injured)	Center
25	Bruce Gardiner	Right Wing
28	Tyler Wright	Center
29	Krzysztof Oliwa	Left Wing
30	Marc Denis	Goaltender
31	Ron Tugnutt	Goaltender
32	Radim Bicanek	Defense
33	Petteri Nummelin	Defense
34	Jean-Luc Grand-Pierre	Defense
37	Mattias Timander	Defense
42	Kevyn Adams	Center
43	Jan Caloun	Right Wing
44	Rostislav Klesla	Defense
57	Steve Heinze	Right Wing

FIRST STARTING LINEUP

Center: Robert Kron
Left Wing: Geoff Sanderson
Right Wing: Steve Heinze
Defense: Lyle Odelein
Defense: Mattias Timander
Goaltender: Ron Tugnutt

FIRST WIN

Home - Oct. 27, 2000 vs. Washington (3-1)
Road - Oct. 12, 2000 at Calgary (3-2)

FIRST LOSS

Home - Oct. 7, 2000 vs. Chicago (3-5)
Road - Oct. 14, 2000 at Colorado (1-3)

FIRST TIE

Home - Dec. 21, 2000 vs. Ottawa (3-3)
Road - Nov. 4, 2000 at Ottawa (2-2)

FIRST OVERTIME GAME

Home - Dec. 8, 2000 vs. Boston (3-2)
Road - Mar. 9, 2001 at Florida (7-6)

FIRST OVERTIME LOSS

Home - Oct. 22, 2000 vs. Detroit (1-2)
Road - Dec. 13, 2000 at Anaheim (4-5)

FIRST SHOOTOUT WIN

Home - Oct. 28, 2005 vs. Minnesota (2-1)
G - Martin Prusek, 7 saves, 8 attempts
Road - Nov. 30, 2005 at Minnesota (1-0)
G - Pascal Leclaire, 3 saves, 3 attempts

FIRST SHOOTOUT LOSS

Home - Nov. 22, 2006 vs. St. Louis (0-1)
G - Pascal Leclaire, 3 saves, 4 attempts
Road - Dec. 20, 2005 at Detroit (1-2)
G - Pascal Leclaire, 0 saves, 2 attempts

FIRST GOAL

Home - Bruce Gardiner (Krzysztof Oliwa, Kevyn Adams) at 7:34 of 1st period vs. Chicago's Jocelyn Thibault on Oct. 7, 2000
Road - Rostislav Klesla (Serge Aubin, Kevin Dineen) at 2:25 of 1st period at Calgary's Mike Vernon on Oct. 12, 2000

FIRST GOAL AGAINST

Home - Reto Von Arx at 6:10 of 2nd period against Ron Tugnutt vs. Chicago on Oct. 7, 2000
Road - Jarome Iginla at 10:10 of 1st period against Ron Tugnutt at Calgary on Oct. 12, 2000

FIRST GOAL BY DEFENSEMAN

Home - Rostislav Klesla (Robert Kron, Mattias Timander) at 14:33 of 3rd period vs. San Jose's Evgeni Nabokov on Oct. 25, 2000
Road - Rostislav Klesla (Serge Aubin, Kevin Dineen) at 2:25 of 1st period at Calgary's Mike Vernon on Oct. 12, 2000

FIRST POWER PLAY GOAL

Home - Tyler Wright (Petteri Nummelin, Mattias Timander) at 2:19 of 3rd period vs. Los Angeles on Oct. 9, 2000
Road - David Vyborny (Jamie Heward, Tyler Wright) at 17:43 of 1st period at Colorado on Oct. 14, 2000

FIRST SHORTHANDED GOAL

Home - Jamie Pushor (Serge Aubin, Kevyn Adams) at 7:32 of 2nd period vs. Vancouver on Nov. 19, 2000
Road - Robert Kron (Jamie Pushor) at 0:43 of OT at Florida on Mar. 9, 2001

FIRST GAME-WINNING GOAL

Home - Jamie Heward (Petteri Nummelin, Tyler Wright) at 6:37 of 1st period vs. Washington on Oct. 27, 2000
Road - Kevyn Adams (David Vyborny) at 4:13 of 3rd period at Calgary on Oct. 12, 2000

FIRST GAME-TYING GOAL

Home - Serge Aubin (Kevin Dineen, Bruce Gardiner) at 5:12 of 3rd period vs. Ottawa on Dec. 21, 2000
Road - Tyler Wright (Jamie Pushor, Steve Heinze) at 10:22 of 3rd period at Toronto on Feb. 14, 2001

FIRST EMPTY NET GOAL

Home - Serge Aubin (Kevyn Adams, Steve Heinze) at 19:40 of 3rd period vs. Los Angeles on Oct. 31, 2000
Road - Serge Aubin (Steve Heinze, Bruce Gardiner) at 19:52 of 3rd period at NY Islanders on Dec. 23, 2000

FIRST OVERTIME GOAL

Home - Geoff Sanderson (Frantisek Kucera, Lyle Odelein) at 4:51 of OT vs. Boston on Dec. 8, 2000
Road - Robert Kron (Jamie Pushor) at 0:43 of OT at Florida on Mar. 9, 2001

FIRST SHOOTOUT GOAL

Home - Mark Hartigan (against Dwayne Roloson, 3rd round) vs. Minnesota on Oct. 28, 2005
Road - Jaroslav Balastik (against Manny Fernandez, 3rd round) at Minnesota on Nov. 30, 2005

FIRST SHOOTOUT GAME-WINNING GOAL

Home - Trevor Letowski (against Dwayne Roloson, 3rd round) vs. Minnesota on Oct. 28, 2005
Road - Jaroslav Balastik (against Manny Fernandez, 3rd round) at Minnesota on Nov. 30, 2005

FIRST FACE-OFF

Robert Kron vs. Chicago's Alexei Zhamnov on Oct. 7, 2000 (won)

FIRST SHOT ON GOAL

Kevyn Adams at 1:41 of 1st period vs. Chicago on Oct. 7, 2000

FIRST MINOR PENALTY

Serge Aubin at 10:59 of 1st period vs. Chicago on Oct. 7, 2000 (Boarding)

FIRST MAJOR PENALTY

Jamie Pushor at 17:14 of 2nd period vs. Chicago on Oct. 7, 2000 (Fighting/Vandenbussche)

FIRST MISCONDUCT PENALTY

Kevin Dineen at 20:00 of 3rd period at Colorado on Oct. 14, 2000 (Game)

FIRST GOALTENDER WIN

Home - Marc Denis, 32 saves vs. Washington on Oct. 27, 2000 (3-1)
Road - Ron Tugnutt, 19 saves at Calgary on Oct. 12, 2000 (3-2)

FIRST GOALTENDER LOSS

Home - Ron Tugnutt, 20 saves vs. Chicago on Oct. 7, 2000 (3-5)
Road - Marc Denis, 30 saves at Colorado on Oct. 14, 2000 (1-3)

FIRST SHUTOUT WIN

Home - Ron Tugnutt, 31 saves vs. Minnesota on Jan. 15, 2001 (3-0)
Road - Ron Tugnutt, 27 saves at Montreal on Dec. 18, 2000 (2-0)

FIRST SHUTOUT AGAINST

Home - Trevor Kidd, 30 saves vs. Florida on Nov. 17, 2000 (0-3)
Road - Ed Belfour, 14 saves at Dallas on Nov. 1, 2000 (0-4)

FIRST MULTI-POINT GAME

Home - Serge Aubin (2g) vs. Los Angeles on Oct. 31, 2000
Road - Kevyn Adams (2g) at Calgary on Oct. 12, 2000

FIRST TWO-GOAL GAME

Home - Serge Aubin vs. Los Angeles on Oct. 31, 2000
Road - Kevyn Adams at Calgary on Oct. 12, 2000

FRANCHISE FIRSTS

FIRST TWO-ASSIST GAME

Home - Steve Heinze (2a) vs. San Jose on Nov. 9, 2000
Road - Jan Caloun (2a) at Pittsburgh on Oct. 21, 2000

FIRST HAT TRICK

Home - Geoff Sanderson (3g) vs. Nashville on Feb. 10, 2001
Road - Deron Quint (3g) at Florida on Mar. 9, 2001

FIRST HAT TRICK AGAINST

Home - Bill Guerin (3g) vs. Boston on Feb. 4, 2002
Road - Marian Gaborik (3g) at Minnesota on Mar. 10, 2002

FIRST THREE-POINT GAME

Home - Geoff Sanderson (3g) vs. Nashville on Feb. 10, 2001
Road - Espen Knutsen (1g, 3a), Geoff Sanderson (2g, 1a), Serge Aubin (2g, 1a) and Steve Heinze (1g, 2a) at NY Islanders on Dec. 23, 2000

FIRST THREE-ASSIST GAME

Home - Robert Kron (3a) vs. Phoenix on Feb. 28, 2001
Road - Espen Knutsen (3a) at NY Islanders on Dec. 23, 2000

FIRST FOUR-GOAL GAME

Home - none
Road - Geoff Sanderson (4g) at Calgary on Mar. 29, 2003

FIRST FOUR-POINT GAME

Home - Espen Knutsen (5a) vs. Calgary on Mar. 24, 2001
Road - Espen Knutsen (1g, 3a) at NY Islanders on Dec. 23, 2000

FIRST FOUR-ASSIST GAME

Home - Espen Knutsen (5a) vs. Calgary on Mar. 24, 2001
Road - Andrew Cassels (4a) at Calgary on Mar. 29, 2003

FIRST FIVE-POINT GAME

Home - Espen Knutsen (5a) vs. Calgary on Mar. 24, 2001
Road - Andrew Cassels (1g, 4a) and Geoff Sanderson (4g, 1a) at Calgary on Mar. 29, 2003

FIRST FIVE-ASSIST GAME

Home - Espen Knutsen (5a) vs. Calgary on Mar. 24, 2001
Road - None

FIRST PENALTY SHOT

Home - Robert Kron (against Steve Shields at 5:34 of 1st period) vs. San Jose on Nov. 9, 2000 (No Goal)
David Vyborny (against Tomas Vokoun at 18:01 of 3rd period) vs. Nashville on Mar. 19, 2001 (Goal)
Road - David Vyborny (against Robbie Tallas at 7:16 of 2nd period) at Chicago on Oct. 15, 2000 (Goal)
Andrej Nedorost (against Cristobal Huet at 16:09 of 2nd period) at Los Angeles on Mar. 25, 2003 (No Goal)

FIRST PENALTY SHOT AGAINST

Home - Jeremy Roenick (against Marc Denis at 17:06 of 2nd period) vs. Phoenix on Feb. 28, 2001 (No Goal)
Tony Hrkac (against Marc Denis at 16:23 of 3rd period) vs. Atlanta on Apr. 12, 2002 (Goal)
Road - Shjon Podein (against Marc Denis at 13:42 of 2nd period) at Colorado on Dec. 12, 2001 (No Goal)
Jonathan Cheechoo (against Pascal Leclaire at 0:32 of 3rd period) at San Jose, Feb. 23, 2004 (Goal)

NHL ALL-STAR GAME PARTICIPANTS

Year	Site	Player	Team	Statistics	Results
2002	Los Angeles, CA – STAPLES Center	Espen Knutsen	World	1g-2a=3pts	Won, 8-5
2003	Sunrise, FL – Office Depot Center	Ray Whitney	West	0g-1a=1pt	Won, 6-5 SO
2004	St. Paul, MN – Xcel Energy Center	Rick Nash	West	0g-0a=0pts	Lost, 6-4
2007	Dallas, TX – American Airlines Center	Rick Nash	West	2g-2a=4pts	Won, 12-9
2008	Atlanta GA – Philips Arena	Rick Nash	West	3g-0a=3pts	Lost, 8-7
2009	Montreal, PQ – Bell Centre	Rick Nash	West	1g-2a=3pts	Lost, 12-11 SO
2011	Raleigh, NC – RBC Center	Rick Nash	Team Staal	1g-1a=3pts	Lost, 11-10

NHL YOUNGSTARS GAME PARTICIPANTS

Year	Site	Player	Team	Statistics	Results
2002	Los Angeles, CA – STAPLES Center	Rostislav Klesla	West	unable to play due to injury	
2003	Sunrise, FL – Office Depot Center	Rostislav Klesla	West	0g-0a=0pts	Lost, 8-3
		Rick Nash	West	2g-1a=3pts	Lost, 8-3
2004	St. Paul, MN – Xcel Energy Center	Nikolai Zherdev	West	1g-1a=2pts	Won, 7-3
2009	Montreal, PQ – Bell Centre	Steve Mason	West	unable to play due to injury	

NHL ALL-STAR WEEKEND ROOKIE PARTICIPANTS

Year	Site	Player	Team
2012	Ottawa, ON – Scotiabank Place	Ryan Johansen	Team Chara

NHL ALL-STAR TEAM

Year	Player	Position	Team
2008-09	Steve Mason	Goaltender	Second Team
2012-13	Sergei Bobrovsky	Goaltender	First Team

MAURICE “ROCKET” RICHARD TROPHY

The Maurice “Rocket” Richard Trophy is presented annually “to the player finishing the regular season as the League’s goal-scoring leader.”

2003-04 Rick Nash (41 goals) Shared with Atlanta’s Ilya Kovalchuk and Calgary’s Jarome Iginla

CALDER MEMORIAL TROPHY

The Calder Memorial Trophy is presented annually “to the player selected as the most proficient in his first year of competition in the National Hockey League.” Winner selected in a poll by the Professional Hockey Writers’ Association at the end of the regular schedule.

2002-03 Rick Nash (Finalist) Winner – Barret Jackman, St. Louis; Other Finalist – Henrik Zetterberg, Detroit
2008-09 Steve Mason Finalists – Bobby Ryan, Anaheim; Kris Versteeg, Chicago

NHL FOUNDATION PLAYER AWARD

The NHL Foundation Player Award is presented annually to a player “in recognition of his commitment and service to charities in his community.”

2008-09 Rick Nash Finalists – Dustin Brown, Los Angeles; Alex Kovalev, Montreal

VEZINA TROPHY

The Vezina Trophy is presented to the “goalkeeper adjudged to be the best at his position” as voted by the general managers of each of the 30 clubs.

2008-09 Steve Mason (Runner-Up) Winner – Tim Thomas, Boston
2012-13 Sergei Bobrovsky Finalists – Henrik Lundqvist, NY Rangers; Antti Niemi, San Jose

BILL MASTERSON TROPHY

2000-01 Kevin Dineen (Finalist) Winner – Adam Graves, NY Rangers; Other Finalist – Ray Ferraro, Atlanta
2001-02 Kevin Dineen (Finalist) Winner – Saku Koivu, Montreal; Other Finalist – Ron Francis, Carolina

BILL MASTERSON TROPHY NOMINEES

The Columbus chapter of the Professional Hockey Writers’ Association nominates players for the award, which is given annually to the player who best exemplifies the qualities of perseverance, sportsmanship and dedication to hockey.

2000-01	Kevin Dineen	2007-08	Pascal Leclaire
2001-02	Kevin Dineen	2008-09	Raffi Torres
2002-03	Luke Richardson	2009-10	Jared Boll
2003-04	Manny Malhotra	2010-11	Derek MacKenzie
2005-06	Duvie Westcott	2011-12	Curtis Sanford
2006-07	Fredrik Norrena	2012-13	Vinny Prospal

HONOR ROLL & TEAM AWARDS

KING CLANCY MEMORIAL TROPHY NOMINEES

The King Clancy Memorial Trophy is presented to "the player who best exemplifies leadership qualities on and off the ice and has made a noteworthy contribution in his community." Team members nominate a player to represent each club in league-wide voting.

2000-01	Ron Tugnutt
2001-02	Tyler Wright
2002-03	Tyler Wright
2003-04	Tyler Wright
2005-06	Manny Malhotra
2006-07	Manny Malhotra
2007-08	Manny Malhotra
2008-09	Rick Nash
2009-10	Rick Nash
2010-11	Rick Nash
2011-12	Derek Dorsett
2012-13	Adrian Aucoin

NHL THREE STARS OF THE MONTH

Month	Player	Notes
March 2009	Rick Nash	3rd Star – Tallied 10-7-17 in 15 games, including unassisted hat trick at Detroit on Mar. 7.
March 2013	Sergei Bobrovsky	3rd Star – Went 9-2-3 with a 1.49 GAA, .950 SV% and 3 SO in 14 games

NHL ROOKIE OF THE MONTH

Month	Player	Notes
November 2002	Rick Nash	Tallied 4-5-9 in 14 games and had first career two-goal game vs. NY Rangers on Nov. 9.
October 2008	Derick Brassard	Collected 4-5-9 in 10 games to lead all rookies in scoring during the month.
November 2008	Steve Mason	Went 5-2-1 with a 2.09 GAA, .919 SV% and two shutouts in eight games.
December 2008	Steve Mason	Went 7-5-0 with a 1.41 GAA, .950 SV% and three shutouts in 12 games.

NHL PLAYER/THREE STARS OF THE WEEK

Week	Player	Notes
Dec. 4-10, 2000	Marc Denis	2-0-1, 1.58 GAA, .953 SV% in three games
Mar. 12-18, 2001	Ron Tugnutt	2-0-0, 0.00 GAA, 1.000 SV% in two games
Feb. 23-29, 2004	David Vyborny	3-6-9 in four games
Jan. 23-29, 2006	David Vyborny	3-6-9 in four games
Jan. 22-28, 2007	Fredrik Norrena	2nd Star – 2-0-0, 1.88 GAA, .949 SV% in two games
Jan. 21-27, 2008	Pascal Leclaire	3rd Star – 2-0-0, .1.00 GAA, .968 SV% in two games
Nov. 3-9, 2008	Steve Mason	2nd Star – 3-0-0, 2.61 GAA, .907 SV% in three games
Dec. 29-Jan. 4, 2009	Rick Nash	1st Star – 2-7-9 in four games
Mar. 2-8, 2009	Rick Nash	3rd Star – 4-2-6 in three games
Jan. 4-10, 2010	Mathieu Garon	3rd Star – 3-0-0, 1.46 GAA, .940 SV% in three games
Nov. 1-7, 2010	Mathieu Garon	2nd Star – 2-1-0, 1.01 GAA, .962 SV% in three games
Nov. 15-21, 2010	Rick Nash	1st Star – 6-0-6 in three games
Dec. 6-12, 2010	Rick Nash	3rd Star – 3-3-6 in three games
Feb. 21-27, 2011	Matt Calvert	3rd Star – 5-1-6 in three games
Mar. 4-10, 2013	Sergei Bobrovsky	1st Star – 4-0-0, 0.77 GAA, .972 SV% in four games
Mar. 11-17, 2013	Sergei Bobrovsky	3rd Star – 1-0-2, 0.62 GAA, .982 SV% in three games
Apr. 8-14, 2013	Sergei Bobrovsky	1st Star – 3-0-0, 0.97 GAA, .971 SV% in three games

OLYMPIC GAMES PARTICIPANTS

Year	Player	Team	Statistics (medal)
2006	Adam Foote	Canada	0g-1a=1pt
2006	Rick Nash	Canada	0g-1a=1pt
2006	Radoslav Suchy	Slovakia	1g-1a=2pts
2006	David Vyborny	Czech Republic	1g-3a=4pts (bronze)
2010	Jan Hejda	Czech Republic	0g-0a=0pts
2010	Milan Jurcina	Slovakia	0g-0a=0pts
2010	Fredrik Modin	Sweden	0g-1a=1pt
2010	Rick Nash	Canada	2g-3a=5pts (gold)
2010	Samuel Pahlsson	Sweden	0g-1a-1pt
2010	Fedor Tyutin	Russia	0g-2a=2pts

“JACKETS FANS” MOST VALUABLE PLAYER AWARD

Awarded to the player deemed “most valuable” to the team as voted by fans via on-line voting since 2006-07.

2006-07: Fredric Norrena
2007-08: Rick Nash
2008-09: Steve Mason
2009-10: Rick Nash
2010-11: R.J. Umberger
2011-12: Derek Dorsett
2012-13: Sergei Bobrovsky

“JOHN H. McCONNELL” MOST COURAGEOUS PLAYER AWARD

Awarded to the player who “day in and day out exhibited hard work, dedication and a willingness to overcome obstacles in his commitment to the team”, as voted by Blue Jackets players since 2006-07.

2006-07: Fredric Modin
2007-08: Rick Nash
2008-09: Andrew Murray
2009-10: Jared Boll
2010-11: R.J. Umberger
2011-12: Derek Dorsett
2012-13: Sergei Bobrovsky

OUTSTANDING DEFENSEMAN AWARD

Awarded to the team’s top defenseman, as voted on by members of the local media since 2006-07.

2006-07: Rostislav Klesla
2007-08: Jan Hejda
2008-09: Jan Hejda
2009-10: Kris Russell
2010-11: Fedor Tyutin
2011-12: Nikita Nikitin
2012-13: Fedor Tyutin

MOST IMPROVED PLAYER AWARD

Awarded to the player deemed to have improved the most during the course of the regular season, as voted by the team’s television and radio broadcasters since 2006-07.

2006-07: Ole-Kristian Tollefsen
2007-08: Pascal Leclaire
2008-09: Marc Methot
2009-10: Kris Russell
2010-11: Derek MacKenzie
2011-12: Derek Dorsett
2012-13: Matt Calvert

THREE STARS AWARD

Awarded to the player who accumulated the most points in voting for the Three Stars of the Game throughout the course of the regular season (1st Star – 5 pts., 2nd Star – 3 pts., 3rd Star – 1 pt.) since 2000-01.

2000-01: Ron Tugnutt
2001-02: Ray Whitney
2002-03: Marc Denis
2003-04: Rick Nash
2005-06: Rick Nash
2006-07: Rick Nash
2007-08: Rick Nash
2008-09: Steve Mason
2009-10: Steve Mason
2010-11: Rick Nash
2011-12: Steve Mason
2012-13: Sergei Bobrovsky

COLUMBUS BLUE JACKETS PLAYER COMMUNITY SERVICE AWARD

Awarded to the player who went above and beyond off the ice in support of charitable initiatives benefiting those in need throughout the community, as selected by the Blue Jackets Foundation and community development staff since 2002-03.

2002-03: Tyler Wright
2003-04: Luke Richardson
2005-06: Manny Malhotra
2006-07: Jody Shelley
2007-08: Dan Fritsche
2008-09: Rick Nash
2009-10: R.J. Umberger
2010-11: Jared Boll
2011-12: Marc Methot
2012-13: Derek MacKenzie



★ COLUMBUS BLUE JACKETS ★

MEDIA INFORMATION





KAREN DAVIS DIRECTOR OF COMMUNICATIONS

Karen Davis is the director of communications for the Columbus Blue Jackets and has spent the last 13 years leading and supporting publicity efforts of the club and Nationwide Arena. In her current role, she is responsible for non-hockey media relations and publicity efforts. She also supports the club's team services initiatives, including the management of player appearance requests.

Davis originally joined Nationwide Arena as public relations manager in June 2000, three months prior to the facility's grand opening. During her first ten years with the organization, she orchestrated public relations campaigns and served as the venue's primary media contact for the arena's numerous concerts, family shows and sporting events.

Before moving to Columbus, Davis spent six years with the Detroit Red Wings and two years at Detroit's Joe Louis Arena. She served in a variety of capacities with the club during her tenure that included back-to-back Stanley Cup championship seasons in 1996-97 and 1997-98.

A native of suburban Detroit, Davis is a graduate of Michigan State University.



RICK BOWNESS MANAGER OF COMMUNICATIONS

Rick Bowness joined the Blue Jackets as manager of communications in January of 2013 after a two-year stint in the Detroit Red Wings' public relations department. Prior to his tenure in Detroit, he served as the manager of marketing & communications for the Saint John Sea Dogs of the Quebec Major Junior Hockey League for three-and-a-half seasons.

A native of Halifax, Nova Scotia, Rick has also worked for the Ottawa Renegades of the Canadian Football League and the Arizona Sting of the National Lacrosse League. He is a 2005 graduate of Algonquin College's Sports Business Management program. During his time at Algonquin he interned at Hockey Canada's Ottawa office, assisting the National Sport Organization's business operations efforts.

Rick's brother Ryan was selected by Columbus in the eighth round, 236th overall, of the 2001 NHL Draft and currently works in the

hockey operations department of the Winnipeg Jets. His father, Rick Sr., is presently the associate coach of the Tampa Bay Lightning.

MEDIA CREDENTIALS

Press box seating at Nationwide Arena is assigned for each game. Requests for individual game passes will be issued on a priority basis to media on specific assignments only. Such requests should be submitted via email to Karen Davis at kdavis@BlueJackets.com no later than 5 p.m. the day before a home game. Photo ID will be required when picking up credentials. Media must visibly wear credentials at all times.

MEDIA ENTRANCE/CREDENTIAL PICKUP

Credentials can be picked up at the Tower Entrance, located on the south side of Nationwide Arena at the corner of Nationwide Blvd. and Marconi Blvd. beginning two hours prior to game time. After the game begins, credentials will be available at the Big Lots Box Office Will Call Window located at the southwest corner of the arena.

MEDIA PARKING

Media parking is available at the cinema garage behind the Cinema Garage, located at 245 Marconi Blvd., for a reduced charge of \$4. Please show media identification to the garage attendant upon arrival.

DINING FACILITIES

The Media Dining/Work Room is located on the event level of Nationwide Arena. Admittance to this area will be restricted to CBJ game night staff, working media, visiting team and League officials. Please show your credential to the attendant for entrance. Meals will be served prior to all home games. The cost is \$9 per person.

GAME DAY INTERVIEWS

The best time to conduct interviews on game days is following the morning skate, which typically is scheduled for 10 a.m. and lasts 30 to 60 minutes. Blue Jackets players will also be available for 30 minutes up to two and a half hours prior to game time (i.e. 4:30-5 p.m. for a 7 p.m. start) outside the team dressing room. **NO AUTOGRAPHS ARE ALLOWED DURING MEDIA ACCESS PERIODS.**

BROADCAST & LIVE SHOTS

Blue Jackets player and coach requests for that night's broadcast or live shots should be arranged prior to the end of the team's morning skate on game day if at all possible. If an intermission request is to be made during the course of the game, please notify a member of the Communications Department staff as soon as possible prior to the end of the period.

POST-GAME INTERVIEWS

Both team dressing rooms will be open to the media no later than five minutes after the game. Head Coach Todd Richards will meet with the media in the press conference room, located down the hall from team dressing rooms, as soon as all player interviews have concluded.

PRESS BOX

The press box is located above sections 213-219 on the south/southeast side of Nationwide Arena. An elevator is located near the ticket office. Private booths are assigned for NHL off-ice officials (PL023), video replay officials (PL027), home TV (PL019) and radio (PL018), visiting TV (PL020) and radio (PL021), as well as visiting team management (PL022). On most nights, three booths (PL014, PL015, PL016) will be designated for print media.

STATISTICIANS

Television and radio rightsholders who need statisticians to assist with their broadcasts must contact the Blue Jackets Communications Department at least 24 hours in advance of the game. Statisticians will be available and require compensation for their services.

PHOTOGRAPHY

Requests for photo credentials will be handled the same way as media passes. Photo positions are limited and will be assigned by the Blue Jackets Communications Department. Photographers must comply with space assignments and shooting regulations established by the club and the NHL and shoot from designated areas only. Photographers requiring additional information, including equipment and strobe rental, should contact Team Photographer Jamie Sabau at (614) 284-2205.

PRACTICES

The Blue Jackets conduct most practices at the OhioHealth Ice Haus, the club's official practice facility located on the west side of Nationwide Arena. Unless a team meeting is called, the dressing room will be open to the media immediately after the first player leaves the ice. Requests for interviews to be conducted at a location other than Nationwide Arena or outside regularly scheduled accessibility periods must be arranged through the Blue Jackets Communications Department.

PRESS BOX MICROSITE ON BLUEJACKETS.COM

The Blue Jackets "Press Box" microsite on BlueJackets.com provides media and fans the latest comprehensive information on the team in one place. The "Press Box" contains links to club press releases, recent news articles, daily clips, game notes, post-game notes, Jackets TV video features, post-game audio, weekly reports, media guide, season in review guide, as well as apply for season or single game credentials. Visit the site at bluejackets.com/pressbox.

GAME NOTES

Complete sets of NHL game notes will be available in the Press Room and Press Box on game nights. NHL game notes, along with League statistics, will also be available online at www.BlueJackets.com and NHLmedia.com. A weekly release will also be distributed and available online each Monday during the season by 5 p.m. ET. If members of the media are not currently receiving team news via e-mail and would like to be added to the club's distribution list, please contact Rick Bowness at rbowness@bluejackets.com.

TELEPHONE NUMBERS/E-MAIL

The Blue Jackets office number is (614) 246-4625 and the PR fax number is (614) 246-4302. To reach members of the Communications Department:

Todd Sharrock
Vice President of Communications & Team Services
(614) 246-4157 / tsharrock@BlueJackets.com
Twitter: @ToddSharrock

Karen Davis
Director of Communications
(614) 246-4288 / kdavis@BlueJackets.com
Twitter: @kldhockey

Richard Bowness
Manager of Communications
(614) 246-0288 / rbowness@BlueJackets.com
Twitter: @RickBownessJr

NHL DIRECTORY/OFFICIALS



NHL NEW YORK OFFICE & NHL ENTERPRISES, L.P.
1185 Avenue of the Americas
New York, NY 10036
Phone: 212-789-2000
Fax: 212-789-2020

NHL MONTREAL OFFICE
1800 McGill College Avenue
Suite 2600
Montreal, Que. H3A 3J6
Phone: 514-841-9220
Fax: 514-841-1070

NHL TORONTO OFFICE & NHL CANADA, L.P.
50 Bay Street, 11th Floor
Toronto, Ont. M5J 2X8
Phone: 416-359-7900
Fax: 416-981-2779
PR Fax: 416-981-2769



**NHL COMMISSIONER
GARY B. BETTMAN**



**DEPUTY COMMISSIONER
BILL DALY**

EXECUTIVE

Commissioner:.....Gary B. Bettman
Deputy Commissioner:.....William Daly
Chief Operating Officer:.....John Collins
Senior Executive Vice President of Hockey Operations:.....Colin Campbell

COMMUNICATIONS

Executive Vice President, Communications (Toronto).....Gary Meagher
Group Vice President, Media Relations.....Frank Brown
Vice President, Player Development & Event Communications.....Jamey Horan
Vice President, Communications.....John Dellapina
Statistician & Information Officer.....Benny Ercolani
Senior Director, News Services.....Greg Inglis
Director, Communications.....Nirva Milord
Director, Communications (Toronto).....Julie Young
Senior Manager, Player Development & Event Communications.....Schuyler Baehman
Senior Manager, Communications (Toronto).....David Keon
Senior Manager, Corporate Communications.....Kerry McGovern
Senior Manager, Communications (Toronto).....Jennifer Moad
Manager, Social Media (Toronto).....Trevor Bjergso
Manager, Communications.....Jasmine Ghafour
Coordinator, Communications.....Josh Bernstein
Coordinator, Player Development & Event Communications.....Nicole Buckley
Coordinator, Corporate Communications.....Erica Yakobzon

REFEREES

Name	Number
*BURCHELL, Darcy	42
CHARRON, Francis	6
*CHMIELEWSKI, Tom	43
DEVORSKI, Paul	10
DWYER, Gord	19
FURLATT, Eric	27
*HANSON, Trevor	47
HASENFRATZ, Mike	2
HEBERT, Ghislain	22
*HEBERT, Jean	15
JACKSON, Dave	8
JOANNETTE, Marc	25
KIMMERLY, Greg	18
*KNORR, Trent	44

Name	Number
KOWAL, Tom	32
KOZARI, Steve	40
L'ECUYER, Frederick	17
LARUE, Dennis	14
LEE, Chris	28
LEGGO, Mike	3
*LEMELIN, Mark	41
*LEWIS, Dave	46
*LUXMORE, Thomas John	49
MARTELL, Rob	26
MCCAULEY, Wes	4
*MCISAAC, Jon	45
MEIER, Brad	34
MORTON, Dean	36

Name	Number
O'HALLORAN, Dan	13
O'ROURKE, Dan	9
PEEL, Tim	20
POCHMARA, Brian	16
POLLOCK, Kevin	33
REHMAN, Kyle	37
ROONEY, Chris	5
*SKILLITER, Graham	48
ST-LAURENT, Francois	38
ST. PIERRE, Justin	12
SUTHERLAND, Kelly	11
VAN MASSENHOVEN, Don	21
WALSH, Ian	29
WATSON, Brad	23

LINESMAN

Name	Number
AMELL, Derek	75
BARTON, Steve	59
BRISEBOIS, David	96
CAMERON, Lonnie	74
CHAMPOUX, Pierre	67
CHERREY, Scott	50
CORMIER, Michel	76
CVIK, Mike	88
DEVORSKI, Greg	54
DRISCOLL, Scott	68
GALLOWAY, Ryan	82
GIBBS, Darren	66

Name	Number
*GRANDT, John	98
HENDERSON, Don	91
HEYER, Shane	55
KOVACHIK, Brad	71
LAZAROWICH, Brad	86
MACH, Brian	78
MACPHERSON, Matt	83
MCELMAN, Andy	90
MILLER, Steve	89
MORIN, Jean	97
MURCHISON, Kiel	79
MURPHY, Brian	93

Name	Number
MURRAY, Jonny	95
NANSEN, Derek	70
NELSON, Thor	80
NOWAK, Tim	77
PANCICH, Bryan	94
RACICOT, Pierre	65
RODY, Vaughan	73
SERICOLO, Anthony	84
SHARRERS, Jay	57
SHEWCHYK, Mark	92
*WHEELER, Mark	56

* indicates minor league official

SEPTEMBER

- 11 Training camps open
- 14 Preseason schedule begins
Kraft Hockeyville:
Washington Capitals at Winnipeg Jets (Belleville, Ont.)
- 26 CCM/USA Hockey All-American Prospects Game (Pittsburgh, Pa.)
- 30 Opening day playing rosters set (3:00 p.m. ET)

OCTOBER

- 1 Opening night – 96th NHL regular season begins
Molson Canadian NHL Face-Off™ (Montreal, Que.)
Blackhawks raise Stanley Cup banner:
Washington Capitals at Chicago Blackhawks
Hockey Fights Cancer Awareness Month begins

NOVEMBER

- 8 Hockey Hall of Fame Game:
New Jersey Devils at Toronto Maple Leafs
- 11 Hockey Hall of Fame induction ceremony (Toronto, Ont.)
Inductees: Chris Chelios, Geraldine Heaney, Scott Niedermayer, Brendan Shanahan (Player category); Fred Shero (Builder category)
- 29 2013 Discover NHL Thanksgiving Showdown™:
New York Rangers at Boston Bruins

DECEMBER

- 1 Signing deadline for Group 2 free agents (5:00 p.m. ET)
- 2 U.S. Hockey Hall of Fame induction and a celebration of
Lester Patrick (Detroit, Mich.)
U.S. Hockey Hall of Fame inductees: Cindy Curley, Bill Guerin, Peter Karmanos Jr., Ron Mason, Doug Weight
- 23 Busiest day of NHL season – 14 games
- 19-27 Holiday roster freeze in effect:
For all players on an NHL active roster, injured reserve, or with non-roster and injured non-roster status as of midnight (local time) Dec. 19, a roster freeze shall apply through midnight (local time) Dec. 27, with respect to waivers, trades and loans, subject to the exceptions provided for in CBA Article 16.5 (d).
- 24-26 Holiday break (no scheduled practices – dressing rooms closed)
- 26 – Jan.5 IIHF World Junior Championship (Malmo, Sweden)

JANUARY

- 1 2014 Bridgestone NHL Winter Classic®:
Toronto Maple Leafs at Detroit Red Wings (Michigan Stadium)
- 15 CHL/NHL Top Prospects Game (Calgary, Alta.)
- 18 Scotiabank Hockey Day in Canada (Host: Lloydminster, Alta./Sask.)
- 25 Coors Light NHL Stadium Series™:
Anaheim Ducks at Los Angeles Kings (Dodger Stadium)
- 26 Coors Light NHL Stadium Series™:
New York Rangers at New Jersey Devils (Yankee Stadium)
- 29 Coors Light NHL Stadium Series™:
New York Rangers at New York Islanders (Yankee Stadium)

FEBRUARY

- 1 Hockey is for Everyone Month begins
- 6, 7, 8 Olympic break begins (at the conclusion of each Club's final game)
- 11-12 AHL All-Star Classic (Location: TBA)
- 12 Olympic men's hockey tournament begins (Sochi, Russia)
- 22 Men's hockey bronze-medal game (Sochi, Russia)
- 23 Men's hockey gold-medal game (Sochi, Russia)
- 24 Olympic break ends (12:01 a.m. ET)
- 26 NHL regular season resumes
- 28 – Mar. 2 Hockey Weekend Across America presented by CCM (USA Hockey)

MARCH

- 1 Coors Light NHL Stadium Series™:
Pittsburgh Penguins at Chicago Blackhawks (Soldier Field)
- 2 2014 Tim Hortons NHL Heritage Classic™:
Ottawa Senators at Vancouver Canucks (BC Place)
Hockey Day in America (NBC)
- 5 Trade deadline (3:00 p.m. ET)
- 10-12 NHL General Managers Meeting (Boca Raton, Fla.)

APRIL

- 10, 12 NCAA Frozen Four (Philadelphia, Pa.)
- 13 Last day of regular season
- 16 Stanley Cup Playoffs begin
- 17-27 IIHF Under-18 World Championship (Lappeenranta and Imatra, Finland)

MAY

- 9-25 IIHF World Championship (Minsk, Belarus)
- 16-25 CHL Memorial Cup (London, Ont.)
- 25-31 NHL Combine (Toronto, Ont.)

JUNE

- 18 Last possible day for 2014 Stanley Cup Final
- TBA Deadline for first club-elected salary arbitration (later of June 15 or 48 hours after the conclusion of the Stanley Cup Final, 5:00 p.m. ET)
- 25 NHL Awards (Las Vegas, Nev.)
- 27-28 NHL Draft (Philadelphia, Pa.)

JULY

- 1 Free agency begins (12:00 p.m. ET)
- 5 Deadline for player-elected salary arbitration notification (5:00 p.m. ET)
- 6 Deadline for club-elected salary arbitration notification (5:00 p.m. ET)
- 20 – Aug. 6 Salary arbitration hearings held

AUGUST

- 8 Deadline for salary arbitration decisions to be rendered

NHL COMPOSITE SCHEDULE

TUE/OCT 1			SAT/OCT 12			TUE/OCT 22			FRI/NOV 1		
TORONTO	AT	MONTREAL	EDMONTON	AT	TORONTO	ANAHEIM	AT	TORONTO	WASHINGTON	AT	PHILADELPHIA
WASHINGTON	AT	CHICAGO	PHILADELPHIA	AT	DETROIT	VANCOUVER	AT	N.Y. ISLANDERS	COLUMBUS	AT	PITTSBURGH
WINNIPEG	AT	EDMONTON	PITTSBURGH	AT	TAMPA BAY	NEW JERSEY	AT	COLUMBUS	TAMPA BAY	AT	CAROLINA
WED/OCT 2			COLORADO	AT	WASHINGTON	EDMONTON	AT	MONTREAL	N.Y. ISLANDERS	AT	OTTAWA
TORONTO	AT	PHILADELPHIA	BOSTON	AT	COLUMBUS	CHICAGO	AT	FLORIDA	ST. LOUIS	AT	FLORIDA
BUFFALO	AT	DETROIT	BUFFALO	AT	CHICAGO	NASHVILLE	AT	MINNESOTA	MONTREAL	AT	MINNESOTA
ANAHEIM	AT	COLORADO	N.Y. RANGERS	AT	ST. LOUIS	WASHINGTON	AT	WINNIPEG	COLORADO	AT	DALLAS
THU/OCT 3			N.Y. ISLANDERS	AT	NASHVILLE	CALGARY	AT	PHOENIX	DETROIT	AT	CALGARY
TAMPA BAY	AT	BOSTON	DALLAS	AT	MINNESOTA	WED/OCT 23			SAT/NOV 2		
NEW JERSEY	AT	PITTSBURGH	MONTREAL	AT	VANCOUVER	OTTAWA	AT	DETROIT	CHICAGO	AT	WINNIPEG
CALGARY	AT	WASHINGTON	OTTAWA	AT	SAN JOSE	BOSTON	AT	BUFFALO	NASHVILLE	AT	LOS ANGELES
NASHVILLE	AT	ST. LOUIS	SUN/OCT 13			THU/OCT 24			ANAHEIM	AT	BUFFALO
LOS ANGELES	AT	MINNESOTA	PHOENIX	AT	CAROLINA	SAN JOSE	AT	BOSTON	ST. LOUIS	AT	TAMPA BAY
FLORIDA	AT	DALLAS	LOS ANGELES	AT	FLORIDA	VANCOUVER	AT	NEW JERSEY	PHILADELPHIA	AT	NEW JERSEY
N.Y. RANGERS	AT	PHOENIX	NEW JERSEY	AT	WINNIPEG	N.Y. RANGERS	AT	PHILADELPHIA	BOSTON	AT	N.Y. ISLANDERS
VANCOUVER	AT	SAN JOSE	OTTAWA	AT	ANAHEIM	ANAHEIM	AT	MONTREAL	CAROLINA	AT	N.Y. RANGERS
FRI/OCT 4			MON/OCT 14			CHICAGO	AT	TAMPA BAY	PITTSBURGH	AT	COLUMBUS
OTTAWA	AT	BUFFALO	DETROIT	AT	BOSTON	WINNIPEG	AT	NASHVILLE	TORONTO	AT	VANCOUVER
N.Y. ISLANDERS	AT	NEW JERSEY	EDMONTON	AT	WASHINGTON	CAROLINA	AT	MINNESOTA	MONTREAL	AT	COLORADO
DETROIT	AT	CAROLINA	MINNESOTA	AT	BUFFALO	CALGARY	AT	DALLAS	DETROIT	AT	EDMONTON
CALGARY	AT	COLUMBUS	TUE/OCT 15			WASHINGTON	AT	EDMONTON	PHOENIX	AT	SAN JOSE
LOS ANGELES	AT	WINNIPEG	MINNESOTA	AT	TORONTO	FRI/OCT 25			SUN/NOV 3		
NASHVILLE	AT	COLORADO	BUFFALO	AT	N.Y. ISLANDERS	N.Y. ISLANDERS	AT	PITTSBURGH	DALLAS	AT	OTTAWA
SAT/OCT 5			VANCOUVER	AT	PHILADELPHIA	TORONTO	AT	COLUMBUS	CALGARY	AT	CHICAGO
DETROIT	AT	BOSTON	EDMONTON	AT	PITTSBURGH	ANAHEIM	AT	OTTAWA	NEW JERSEY	AT	MINNESOTA
OTTAWA	AT	TORONTO	CHICAGO	AT	CAROLINA	BUFFALO	AT	FLORIDA	MON/NOV 4		
PHILADELPHIA	AT	MONTREAL	COLUMBUS	AT	DETROIT	VANCOUVER	AT	ST. LOUIS	ANAHEIM	AT	N.Y. RANGERS
COLUMBUS	AT	N.Y. ISLANDERS	LOS ANGELES	AT	TAMPA BAY	CAROLINA	AT	COLORADO	DETROIT	AT	WINNIPEG
BUFFALO	AT	PITTSBURGH	SAN JOSE	AT	ST. LOUIS	SAT/OCT 26			TUE/NOV 5		
TAMPA BAY	AT	CHICAGO	FLORIDA	AT	NASHVILLE	NEW JERSEY	AT	BOSTON	DALLAS	AT	BOSTON
FLORIDA	AT	ST. LOUIS	MONTREAL	AT	COLORADO	PITTSBURGH	AT	TORONTO	N.Y. ISLANDERS	AT	WASHINGTON
WASHINGTON	AT	DALLAS	OTTAWA	AT	PHOENIX	SAN JOSE	AT	MONTREAL	OTTAWA	AT	COLUMBUS
ANAHEIM	AT	MINNESOTA	WED/OCT 16			N.Y. RANGERS	AT	DETROIT	ST. LOUIS	AT	MONTREAL
EDMONTON	AT	VANCOUVER	N.Y. RANGERS	AT	WASHINGTON	BUFFALO	AT	TAMPA BAY	EDMONTON	AT	FLORIDA
PHOENIX	AT	SAN JOSE	CALGARY	AT	ANAHEIM	PHILADELPHIA	AT	N.Y. ISLANDERS	PHILADELPHIA	AT	CAROLINA
SUN/OCT 6			THU/OCT 17			WINNIPEG	AT	DALLAS	CALGARY	AT	MINNESOTA
PHILADELPHIA	AT	CAROLINA	VANCOUVER	AT	BUFFALO	MINNESOTA	AT	CHICAGO	VANCOUVER	AT	PHOENIX
ANAHEIM	AT	WINNIPEG	CAROLINA	AT	TORONTO	ST. LOUIS	AT	NASHVILLE	BUFFALO	AT	SAN JOSE
VANCOUVER	AT	CALGARY	EDMONTON	AT	N.Y. ISLANDERS	EDMONTON	AT	PHOENIX	WED/NOV 6		
MON/OCT 7			PITTSBURGH	AT	PHILADELPHIA	WASHINGTON	AT	CALGARY	PITTSBURGH	AT	N.Y. RANGERS
NEW JERSEY	AT	EDMONTON	COLUMBUS	AT	MONTREAL	SAN JOSE	AT	OTTAWA	WINNIPEG	AT	CHICAGO
N.Y. RANGERS	AT	LOS ANGELES	NEW JERSEY	AT	OTTAWA	SUN/OCT 27			NASHVILLE	AT	COLORADO
TUE/OCT 8			MINNESOTA	AT	TAMPA BAY	TAMPA BAY	AT	FLORIDA	PHOENIX	AT	ANAHEIM
COLORADO	AT	TORONTO	BOSTON	AT	FLORIDA	ANAHEIM	AT	COLUMBUS	THU/NOV 7		
PHOENIX	AT	N.Y. ISLANDERS	ST. LOUIS	AT	CHICAGO	WINNIPEG	AT	COLORADO	FLORIDA	AT	BOSTON
FLORIDA	AT	PHILADELPHIA	LOS ANGELES	AT	NASHVILLE	EDMONTON	AT	LOS ANGELES	MONTREAL	AT	OTTAWA
CAROLINA	AT	PITTSBURGH	SAN JOSE	AT	DALLAS	MON/OCT 28			NEW JERSEY	AT	PHILADELPHIA
TAMPA BAY	AT	BUFFALO	DETROIT	AT	COLORADO	DALLAS	AT	BUFFALO	MINNESOTA	AT	WASHINGTON
MINNESOTA	AT	NASHVILLE	FRI/OCT 18			PITTSBURGH	AT	CAROLINA	N.Y. ISLANDERS	AT	CAROLINA
NEW JERSEY	AT	VANCOUVER	ST. LOUIS	AT	WINNIPEG	MONTREAL	AT	N.Y. RANGERS	N.Y. RANGERS	AT	COLUMBUS
N.Y. RANGERS	AT	SAN JOSE	PHOENIX	AT	ANAHEIM	CHICAGO	AT	MINNESOTA	DALLAS	AT	DETROIT
WED/OCT 9			SAT/OCT 19			WASHINGTON	AT	VANCOUVER	EDMONTON	AT	TAMPA BAY
CHICAGO	AT	ST. LOUIS	VANCOUVER	AT	PITTSBURGH	TUE/OCT 29			CALGARY	AT	LOS ANGELES
MONTREAL	AT	CALGARY	EDMONTON	AT	OTTAWA	N.Y. RANGERS	AT	N.Y. ISLANDERS	ANAHEIM	AT	SAN JOSE
OTTAWA	AT	LOS ANGELES	COLORADO	AT	BUFFALO	ANAHEIM	AT	PHILADELPHIA	FRI/NOV 8		
THU/OCT 10			NASHVILLE	AT	MONTREAL	SUN/OCT 20			NEW JERSEY	AT	TORONTO
COLORADO	AT	BOSTON	BOSTON	AT	TAMPA BAY	VANCOUVER	AT	COLUMBUS	NASHVILLE	AT	WINNIPEG
COLUMBUS	AT	BUFFALO	MINNESOTA	AT	FLORIDA	NASHVILLE	AT	WINNIPEG	CALGARY	AT	COLORADO
CAROLINA	AT	WASHINGTON	N.Y. RANGERS	AT	NEW JERSEY	CAROLINA	AT	ANAHEIM	TORONTO	AT	ANAHEIM
PHOENIX	AT	DETROIT	COLUMBUS	AT	N.Y. ISLANDERS	COLUMBUS	AT	WASHINGTON	MINNESOTA	AT	DETROIT
FLORIDA	AT	TAMPA BAY	TORONTO	AT	CHICAGO	DETROIT	AT	PHOENIX	N.Y. ISLANDERS	AT	COLUMBUS
TORONTO	AT	NASHVILLE	DETROIT	AT	PHOENIX	CALGARY	AT	SAN JOSE	PITTSBURGH	AT	ST. LOUIS
WINNIPEG	AT	MINNESOTA	DALLAS	AT	LOS ANGELES	DALLAS	AT	LOS ANGELES	CHICAGO	AT	DALLAS
MONTREAL	AT	EDMONTON	SUN/OCT 21			WED/OCT 30			WASHINGTON	AT	PHOENIX
SAN JOSE	AT	VANCOUVER	SAN JOSE	AT	DETROIT	BOSTON	AT	PITTSBURGH	DETROIT	AT	LOS ANGELES
N.Y. RANGERS	AT	ANAHEIM	COLORADO	AT	VPITTSBURGH	TORONTO	AT	CALGARY	TAMPA BAY	AT	CAROLINA
FRI/OCT 11			CALGARY	AT	LOS ANGELES	DETROIT	AT	VANCOUVER	MINNESOTA	AT	DETROIT
PHOENIX	AT	PHILADELPHIA	MON/OCT 22			SAN JOSE	AT	LOS ANGELES	N.Y. ISLANDERS	AT	COLUMBUS
LOS ANGELES	AT	CAROLINA	SAN JOSE	AT	DETROIT	ANAHEIM	AT	BOSTON	EDMONTON	AT	ST. LOUIS
PITTSBURGH	AT	FLORIDA	COLORADO	AT	VPITTSBURGH	ANAHEIM	AT	N.Y. RANGERS	FLORIDA	AT	DALLAS
N.Y. ISLANDERS	AT	CHICAGO	CALGARY	AT	LOS ANGELES	THU/OCT 31			WASHINGTON	AT	PHOENIX
DALLAS	AT	WINNIPEG	MON/OCT 23			ANAHEIM	AT	BOSTON	VANCOUVER	AT	LOS ANGELES
NEW JERSEY	AT	CALGARY	SAN JOSE	AT	DETROIT	BUFFALO	AT	N.Y. RANGERS	DETROIT	AT	LOS ANGELES
WED/OCT 12			CALGARY	AT	LOS ANGELES	NASHVILLE	AT	PHOENIX	DETROIT	AT	LOS ANGELES

NHL COMPOSITE SCHEDULE

SUN/NOV 10

N.Y. ISLANDERS	AT	MONTREAL
NASHVILLE	AT	NEW JERSEY
FLORIDA	AT	N.Y. RANGERS
EDMONTON	AT	CHICAGO
SAN JOSE	AT	WINNIPEG
WASHINGTON	AT	COLORADO
VANCOUVER	AT	ANAHEIM

MON/NOV 11

TAMPA BAY	AT	BOSTON
-----------	----	--------

TUE/NOV 12

LOS ANGELES	AT	BUFFALO
NASHVILLE	AT	N.Y. ISLANDERS
NEW JERSEY	AT	N.Y. RANGERS
COLUMBUS	AT	WASHINGTON
COLORADO	AT	CAROLINA
TAMPA BAY	AT	MONTREAL
PHILADELPHIA	AT	OTTAWA
WINNIPEG	AT	DETROIT
ANAHEIM	AT	FLORIDA
PHOENIX	AT	ST. LOUIS
SAN JOSE	AT	CALGARY

WED/NOV 13

TORONTO	AT	MINNESOTA
PHILADELPHIA	AT	PITTSBURGH
DALLAS	AT	EDMONTON

THU/NOV 14

COLUMBUS	AT	BOSTON
LOS ANGELES	AT	N.Y. ISLANDERS
ANAHEIM	AT	TAMPA BAY
PHOENIX	AT	CHICAGO
COLORADO	AT	ST. LOUIS
DALLAS	AT	CALGARY
SAN JOSE	AT	VANCOUVER

FRI/NOV 15

TORONTO	AT	BUFFALO
LOS ANGELES	AT	NEW JERSEY
NASHVILLE	AT	PITTSBURGH
ANAHEIM	AT	CAROLINA
MONTREAL	AT	COLUMBUS
BOSTON	AT	OTTAWA
WASHINGTON	AT	DETROIT
FLORIDA	AT	MINNESOTA
PHILADELPHIA	AT	WINNIPEG
SAN JOSE	AT	EDMONTON

SAT/NOV 16

BUFFALO	AT	TORONTO
N.Y. RANGERS	AT	MONTREAL
PITTSBURGH	AT	NEW JERSEY
DETROIT	AT	N.Y. ISLANDERS
CAROLINA	AT	ST. LOUIS
CHICAGO	AT	NASHVILLE
TAMPA BAY	AT	PHOENIX
FLORIDA	AT	COLORADO
EDMONTON	AT	CALGARY

SUN/NOV 17

COLUMBUS	AT	OTTAWA
ST. LOUIS	AT	WASHINGTON
LOS ANGELES	AT	N.Y. RANGERS
SAN JOSE	AT	CHICAGO
WINNIPEG	AT	MINNESOTA
DALLAS	AT	VANCOUVER

MON/NOV 18

BOSTON	AT	CAROLINA
ANAHEIM	AT	PITTSBURGH
CALGARY	AT	WINNIPEG

TUE/NOV 19

ST. LOUIS	AT	BUFFALO
N.Y. ISLANDERS	AT	TORONTO
OTTAWA	AT	PHILADELPHIA
MINNESOTA	AT	MONTREAL
NASHVILLE	AT	DETROIT
BOSTON	AT	N.Y. RANGERS
CHICAGO	AT	COLORADO
COLUMBUS	AT	EDMONTON
FLORIDA	AT	VANCOUVER
TAMPA BAY	AT	LOS ANGELES

WED/NOV 20

MINNESOTA	AT	OTTAWA
PITTSBURGH	AT	WASHINGTON
COLUMBUS	AT	CALGARY
NEW JERSEY	AT	ANAHEIM

THU/NOV 21

ST. LOUIS	AT	BOSTON
NASHVILLE	AT	TORONTO
BUFFALO	AT	PHILADELPHIA
CAROLINA	AT	DETROIT
CHICAGO	AT	WINNIPEG
N.Y. RANGERS	AT	DALLAS
COLORADO	AT	PHOENIX
FLORIDA	AT	EDMONTON
NEW JERSEY	AT	LOS ANGELES
TAMPA BAY	AT	SAN JOSE

FRI/NOV 22

N.Y. ISLANDERS	AT	PITTSBURGH
MONTREAL	AT	WASHINGTON
FLORIDA	AT	CALGARY
COLUMBUS	AT	VANCOUVER
TAMPA BAY	AT	ANAHEIM

SAT/NOV 23

CAROLINA	AT	BOSTON
MINNESOTA	AT	WINNIPEG
WASHINGTON	AT	TORONTO
PITTSBURGH	AT	MONTREAL
OTTAWA	AT	DETROIT
N.Y. ISLANDERS	AT	PHILADELPHIA
DALLAS	AT	ST. LOUIS
N.Y. RANGERS	AT	NASHVILLE
ANAHEIM	AT	PHOENIX
CHICAGO	AT	VANCOUVER
COLORADO	AT	LOS ANGELES
NEW JERSEY	AT	SAN JOSE

SUN/NOV 24

DETROIT	AT	BUFFALO
OTTAWA	AT	CAROLINA

MON/NOV 25

PITTSBURGH	AT	BOSTON
COLUMBUS	AT	TORONTO
WINNIPEG	AT	NEW JERSEY
N.Y. RANGERS	AT	TAMPA BAY
PHILADELPHIA	AT	FLORIDA
MINNESOTA	AT	ST. LOUIS
PHOENIX	AT	NASHVILLE
CHICAGO	AT	EDMONTON
LOS ANGELES	AT	VANCOUVER

TUE/NOV 26

ANAHEIM	AT	DALLAS
---------	----	--------

WED/NOV 27

MONTREAL	AT	BUFFALO
CAROLINA	AT	NEW JERSEY
WINNIPEG	AT	N.Y. ISLANDERS
OTTAWA	AT	WASHINGTON
NASHVILLE	AT	COLUMBUS
BOSTON	AT	DETROIT
PHILADELPHIA	AT	TAMPA BAY
N.Y. RANGERS	AT	FLORIDA
TORONTO	AT	PITTSBURGH
PHOENIX	AT	MINNESOTA
ST. LOUIS	AT	COLORADO
CHICAGO	AT	CALGARY
LOS ANGELES	AT	SAN JOSE

THU/NOV 28

VANCOUVER	AT	OTTAWA
EDMONTON	AT	NASHVILLE

FRI/NOV 29

N.Y. RANGERS	AT	BOSTON
PITTSBURGH	AT	TAMPA BAY
DETROIT	AT	N.Y. ISLANDERS
WINNIPEG	AT	PHILADELPHIA
CALGARY	AT	ANAHEIM
ST. LOUIS	AT	SAN JOSE
MONTREAL	AT	WASHINGTON
COLORADO	AT	MINNESOTA
TORONTO	AT	BUFFALO
NEW JERSEY	AT	CAROLINA
EDMONTON	AT	COLUMBUS
CHICAGO	AT	DALLAS

SAT/NOV 30

VANCOUVER	AT	N.Y. RANGERS
COLUMBUS	AT	BOSTON
TORONTO	AT	MONTREAL
PITTSBURGH	AT	FLORIDA
BUFFALO	AT	NEW JERSEY
WASHINGTON	AT	N.Y. ISLANDERS
PHILADELPHIA	AT	NASHVILLE
CHICAGO	AT	PHOENIX
MINNESOTA	AT	COLORADO
CALGARY	AT	LOS ANGELES
ANAHEIM	AT	SAN JOSE

SUN/DEC 1

VANCOUVER	AT	CAROLINA
DETROIT	AT	OTTAWA
EDMONTON	AT	DALLAS

MON/DEC 2

WINNIPEG	AT	N.Y. RANGERS
NEW JERSEY	AT	MONTREAL
PHILADELPHIA	AT	MINNESOTA
ST. LOUIS	AT	LOS ANGELES

TUE/DEC 3

SAN JOSE	AT	TORONTO
PITTSBURGH	AT	N.Y. ISLANDERS
CAROLINA	AT	WASHINGTON
TAMPA BAY	AT	COLUMBUS
OTTAWA	AT	FLORIDA
DALLAS	AT	CHICAGO
VANCOUVER	AT	NASHVILLE
PHOENIX	AT	EDMONTON
LOS ANGELES	AT	ANAHEIM

WED/DEC 4

MONTREAL	AT	NEW JERSEY
PHILADELPHIA	AT	DETROIT
PHOENIX	AT	CALGARY

THU/DEC 5

N.Y. RANGERS	AT	BUFFALO
DALLAS	AT	TORONTO
SAN JOSE	AT	PITTSBURGH
BOSTON	AT	MONTREAL
OTTAWA	AT	TAMPA BAY
WINNIPEG	AT	FLORIDA
N.Y. ISLANDERS	AT	ST. LOUIS
CAROLINA	AT	NASHVILLE
CHICAGO	AT	MINNESOTA
COLORADO	AT	EDMONTON

FRI/DEC 6

DETROIT	AT	NEW JERSEY
SAN JOSE	AT	CAROLINA
MINNESOTA	AT	COLUMBUS
ANAHEIM	AT	CHICAGO
COLORADO	AT	CALGARY
PHOENIX	AT	VANCOUVER

SAT/DEC 7

PITTSBURGH	AT	BOSTON
BUFFALO	AT	MONTREAL
TORONTO	AT	OTTAWA
FLORIDA	AT	DETROIT
WINNIPEG	AT	TAMPA BAY
NASHVILLE	AT	WASHINGTON
NEW JERSEY	AT	N.Y. RANGERS
ANAHEIM	AT	ST. LOUIS
PHILADELPHIA	AT	DALLAS
CALGARY	AT	EDMONTON
N.Y. ISLANDERS	AT	LOS ANGELES

SUN/DEC 8

SAN JOSE	AT	MINNESOTA
BOSTON	AT	TORONTO
WASHINGTON	AT	N.Y. RANGERS
FLORIDA	AT	CHICAGO
COLORADO	AT	VANCOUVER

MON/DEC 9

PHILADELPHIA	AT	OTTAWA
COLUMBUS	AT	PITTSBURGH
CAROLINA	AT	VANCOUVER
N.Y. ISLANDERS	AT	ANAHEIM

TUE/DEC 10

OTTAWA	AT	BUFFALO
TAMPA BAY	AT	WASHINGTON
NEW JERSEY	AT	COLUMBUS
LOS ANGELES	AT	MONTREAL
DETROIT	AT	FLORIDA
NASHVILLE	AT	N.Y. RANGERS
ST. LOUIS	AT	WINNIPEG
CHICAGO	AT	DALLAS
PHOENIX	AT	COLORADO
BOSTON	AT	CALGARY
CAROLINA	AT	EDMONTON
N.Y. ISLANDERS	AT	SAN JOSE

WED/DEC 11

LOS ANGELES	AT	TORONTO
PHILADELPHIA	AT	CHICAGO
MINNESOTA	AT	ANAHEIM

THU/DEC 12

COLUMBUS	AT	N.Y. RANGERS
MONTREAL	AT	PHILADELPHIA
BUFFALO	AT	OTTAWA
DETROIT	AT	TAMPA BAY
TORONTO	AT	ST. LOUIS
DALLAS	AT	NASHVILLE
COLORADO	AT	WINNIPEG
CAROLINA	AT	CALGARY
N.Y. ISLANDERS	AT	PHOENIX
BOSTON	AT	EDMONTON
MINNESOTA	AT	SAN JOSE

FRI/DEC 13

NEW JERSEY	AT	PITTSBURGH
WASHINGTON	AT	FLORIDA
EDMONTON	AT	VANCOUVER

SAT/DEC 14

CALGARY	AT	BUFFALO
LOS ANGELES	AT	OTTAWA
DALLAS	AT	WINNIPEG
CHICAGO	AT	TORONTO
PITTSBURGH	AT	DETROIT
TAMPA BAY	AT	NEW JERSEY
MONTREAL	AT	N.Y. ISLANDERS
ST. LOUIS	AT	COLUMBUS
SAN JOSE	AT	NASHVILLE
CAROLINA	AT	PHOENIX
MINNESOTA	AT	COLORADO
BOSTON	AT	VANCOUVER

SUN/DEC 15

PHILADELPHIA	AT	WASHINGTON
TAMPA BAY	AT	DETROIT
FLORIDA	AT	MONTREAL
CALGARY	AT	N.Y. RANGERS
LOS ANGELES	AT	CHICAGO
EDMONTON	AT	ANAHEIM

MON/DEC 16

TORONTO	AT	PITTSBURGH
WINNIPEG	AT	COLUMBUS
ST. LOUIS	AT	OTTAWA
DALLAS	AT	COLORADO

NHL COMPOSITE SCHEDULE

TUE/DEC 17

CALGARY	AT	BOSTON
WINNIPEG	AT	BUFFALO
FLORIDA	AT	TORONTO
TAMPA BAY	AT	N.Y. ISLANDERS
PHOENIX	AT	MONTREAL
ANAHEIM	AT	DETROIT
WASHINGTON	AT	PHILADELPHIA
SAN JOSE	AT	ST. LOUIS
CHICAGO	AT	NASHVILLE
VANCOUVER	AT	MINNESOTA
COLORADO	AT	DALLAS
EDMONTON	AT	LOS ANGELES

WED/DEC 18

OTTAWA	AT	NEW JERSEY
PITTSBURGH	AT	N.Y. RANGERS

THU/DEC 19

BOSTON	AT	BUFFALO
PHOENIX	AT	TORONTO
COLUMBUS	AT	PHILADELPHIA
MINNESOTA	AT	PITTSBURGH
FLORIDA	AT	OTTAWA
CALGARY	AT	DETROIT
NASHVILLE	AT	TAMPA BAY
MONTREAL	AT	ST. LOUIS
VANCOUVER	AT	DALLAS
EDMONTON	AT	COLORADO
SAN JOSE	AT	LOS ANGELES

FRI/DEC 20

ANAHEIM	AT	NEW JERSEY
N.Y. ISLANDERS	AT	N.Y. RANGERS
WASHINGTON	AT	CAROLINA
VANCOUVER	AT	CHICAGO
FLORIDA	AT	WINNIPEG

SAT/DEC 21

PHOENIX	AT	OTTAWA
COLORADO	AT	LOS ANGELES
BUFFALO	AT	BOSTON
DETROIT	AT	TORONTO
CAROLINA	AT	TAMPA BAY
ANAHEIM	AT	N.Y. ISLANDERS
CALGARY	AT	PITTSBURGH
NEW JERSEY	AT	WASHINGTON
PHILADELPHIA	AT	COLUMBUS
MONTREAL	AT	NASHVILLE
ST. LOUIS	AT	EDMONTON
DALLAS	AT	SAN JOSE

SUN/DEC 22

MINNESOTA	AT	N.Y. RANGERS
WINNIPEG	AT	VANCOUVER

MON/DEC 23

PHOENIX	AT	BUFFALO
TORONTO	AT	N.Y. RANGERS
ANAHEIM	AT	WASHINGTON
COLUMBUS	AT	CAROLINA
PITTSBURGH	AT	OTTAWA
N.Y. ISLANDERS	AT	DETROIT
TAMPA BAY	AT	FLORIDA
MINNESOTA	AT	PHILADELPHIA
NEW JERSEY	AT	CHICAGO
BOSTON	AT	NASHVILLE
ST. LOUIS	AT	CALGARY
WINNIPEG	AT	EDMONTON
DALLAS	AT	LOS ANGELES
COLORADO	AT	SAN JOSE

FRI/DEC 27

OTTAWA	AT	BOSTON
BUFFALO	AT	TORONTO
COLUMBUS	AT	NEW JERSEY
N.Y. RANGERS	AT	WASHINGTON
PITTSBURGH	AT	CAROLINA
COLORADO	AT	CHICAGO
MINNESOTA	AT	WINNIPEG
NASHVILLE	AT	DALLAS
EDMONTON	AT	CALGARY
SAN JOSE	AT	PHOENIX

SAT/DEC 28

BOSTON	AT	OTTAWA
MONTREAL	AT	TAMPA BAY
DETROIT	AT	FLORIDA
NEW JERSEY	AT	N.Y. ISLANDERS
CHICAGO	AT	ST. LOUIS
LOS ANGELES	AT	NASHVILLE
PHOENIX	AT	ANAHEIM
PHILADELPHIA	AT	EDMONTON

SUN/DEC 29

WASHINGTON	AT	BUFFALO
MONTREAL	AT	FLORIDA
PITTSBURGH	AT	COLUMBUS
ST. LOUIS	AT	DALLAS
VANCOUVER	AT	CALGARY
CAROLINA	AT	TORONTO
N.Y. RANGERS	AT	TAMPA BAY
N.Y. ISLANDERS	AT	MINNESOTA
WINNIPEG	AT	COLORADO
ANAHEIM	AT	SAN JOSE

MON/DEC 30

WASHINGTON	AT	OTTAWA
LOS ANGELES	AT	CHICAGO
DETROIT	AT	NASHVILLE
PHILADELPHIA	AT	VANCOUVER

TUE/DEC 31

PITTSBURGH	AT	NEW JERSEY
N.Y. RANGERS	AT	FLORIDA
ST. LOUIS	AT	MINNESOTA
N.Y. ISLANDERS	AT	BOSTON
MONTREAL	AT	CAROLINA
BUFFALO	AT	WINNIPEG
LOS ANGELES	AT	DALLAS
COLUMBUS	AT	COLORADO
SAN JOSE	AT	ANAHEIM
PHILADELPHIA	AT	CALGARY
EDMONTON	AT	PHOENIX

WED/JAN 1

TORONTO	AT	DETROIT
TAMPA BAY	AT	VANCOUVER

THU/JAN 2

NASHVILLE	AT	BOSTON
CHICAGO	AT	N.Y. ISLANDERS
CAROLINA	AT	WASHINGTON
WINNIPEG	AT	OTTAWA
LOS ANGELES	AT	ST. LOUIS
BUFFALO	AT	MINNESOTA
MONTREAL	AT	DALLAS
PHILADELPHIA	AT	COLORADO
COLUMBUS	AT	PHOENIX
EDMONTON	AT	SAN JOSE

FRI/JAN 3

CHICAGO	AT	NEW JERSEY
N.Y. RANGERS	AT	PITTSBURGH
TAMPA BAY	AT	CALGARY
EDMONTON	AT	ANAHEIM

SAT/JAN 4

WINNIPEG	AT	BOSTON
SAN JOSE	AT	COLORADO
NEW JERSEY	AT	BUFFALO
N.Y. RANGERS	AT	TORONTO
OTTAWA	AT	MONTREAL
NASHVILLE	AT	FLORIDA
CAROLINA	AT	N.Y. ISLANDERS
COLUMBUS	AT	ST. LOUIS
DETROIT	AT	DALLAS
WASHINGTON	AT	MINNESOTA
PHILADELPHIA	AT	PHOENIX
VANCOUVER	AT	LOS ANGELES

SUN/JAN 5

WINNIPEG	AT	PITTSBURGH
NASHVILLE	AT	CAROLINA
SAN JOSE	AT	CHICAGO
TAMPA BAY	AT	EDMONTON
VANCOUVER	AT	ANAHEIM

MON/JAN 6

DALLAS	AT	N.Y. ISLANDERS
COLUMBUS	AT	N.Y. RANGERS
FLORIDA	AT	MONTREAL
CALGARY	AT	COLORADO

TUE/JAN 7

CAROLINA	AT	BUFFALO
N.Y. ISLANDERS	AT	TORONTO
PHILADELPHIA	AT	NEW JERSEY
SAN JOSE	AT	NASHVILLE
TAMPA BAY	AT	WINNIPEG
CALGARY	AT	PHOENIX
ST. LOUIS	AT	EDMONTON
PITTSBURGH	AT	VANCOUVER
BOSTON	AT	ANAHEIM
MINNESOTA	AT	LOS ANGELES

WED/JAN 8

MONTREAL	AT	PHILADELPHIA
N.Y. RANGERS	AT	CHICAGO
OTTAWA	AT	COLORADO

THU/JAN 9

FLORIDA	AT	BUFFALO
DALLAS	AT	NEW JERSEY
TORONTO	AT	CAROLINA
WASHINGTON	AT	TAMPA BAY
ANAHEIM	AT	NASHVILLE
ST. LOUIS	AT	CALGARY
MINNESOTA	AT	PHOENIX
BOSTON	AT	LOS ANGELES
DETROIT	AT	SAN JOSE

FRI/JAN 10

DALLAS	AT	N.Y. RANGERS
TORONTO	AT	WASHINGTON
CAROLINA	AT	COLUMBUS
N.Y. ISLANDERS	AT	COLORADO
PITTSBURGH	AT	EDMONTON
ST. LOUIS	AT	VANCOUVER

SAT/JAN 11

TAMPA BAY	AT	PHILADELPHIA
CHICAGO	AT	MONTREAL
FLORIDA	AT	NEW JERSEY
OTTAWA	AT	NASHVILLE
COLUMBUS	AT	WINNIPEG
COLORADO	AT	MINNESOTA
ANAHEIM	AT	PHOENIX
PITTSBURGH	AT	CALGARY
DETROIT	AT	LOS ANGELES
BOSTON	AT	SAN JOSE

SUN/JAN 12

BUFFALO	AT	WASHINGTON
N.Y. ISLANDERS	AT	DALLAS
NEW JERSEY	AT	TORONTO
PHILADELPHIA	AT	N.Y. RANGERS
EDMONTON	AT	CHICAGO
MINNESOTA	AT	NASHVILLE
DETROIT	AT	ANAHEIM

MON/JAN 13

CALGARY	AT	CAROLINA
TAMPA BAY	AT	COLUMBUS
PHOENIX	AT	WINNIPEG
VANCOUVER	AT	LOS ANGELES

TUE/JAN 14

TORONTO	AT	BOSTON
TAMPA BAY	AT	N.Y. RANGERS
SAN JOSE	AT	WASHINGTON
PHILADELPHIA	AT	BUFFALO
NEW JERSEY	AT	MONTREAL
N.Y. ISLANDERS	AT	FLORIDA
COLORADO	AT	CHICAGO
PHOENIX	AT	ST. LOUIS
CALGARY	AT	NASHVILLE
OTTAWA	AT	MINNESOTA
EDMONTON	AT	DALLAS

WED/JAN 15

BUFFALO	AT	TORONTO
WASHINGTON	AT	PITTSBURGH
VANCOUVER	AT	ANAHEIM

THU/JAN 16

DETROIT	AT	N.Y. RANGERS
NASHVILLE	AT	PHILADELPHIA
MONTREAL	AT	OTTAWA
N.Y. ISLANDERS	AT	TAMPA BAY
SAN JOSE	AT	FLORIDA
LOS ANGELES	AT	ST. LOUIS
EDMONTON	AT	MINNESOTA
BOSTON	AT	DALLAS
NEW JERSEY	AT	COLORADO
WINNIPEG	AT	CALGARY
VANCOUVER	AT	PHOENIX

FRI/JAN 17

WASHINGTON	AT	COLUMBUS
ANAHEIM	AT	CHICAGO

SAT/JAN 18

N.Y. RANGERS	AT	OTTAWA
SAN JOSE	AT	TAMPA BAY
EDMONTON	AT	WINNIPEG
COLUMBUS	AT	BUFFALO
MONTREAL	AT	TORONTO
LOS ANGELES	AT	DETROIT
N.Y. ISLANDERS	AT	PHILADELPHIA
FLORIDA	AT	CAROLINA
ANAHEIM	AT	ST. LOUIS
COLORADO	AT	NASHVILLE
NEW JERSEY	AT	PHOENIX
DALLAS	AT	MINNESOTA
CALGARY	AT	VANCOUVER

SUN/JAN 19

BOSTON	AT	CHICAGO
TAMPA BAY	AT	CAROLINA
WASHINGTON	AT	N.Y. RANGERS

MON/JAN 20

LOS ANGELES	AT	BOSTON
PHILADELPHIA	AT	N.Y. ISLANDERS
FLORIDA	AT	PITTSBURGH
ST. LOUIS	AT	DETROIT
DALLAS	AT	NASHVILLE
TORONTO	AT	PHOENIX
CALGARY	AT	SAN JOSE

TUE/JAN 21

FLORIDA	AT	BUFFALO
ST. LOUIS	AT	NEW JERSEY
N.Y. ISLANDERS	AT	N.Y. RANGERS
CAROLINA	AT	PHILADELPHIA
OTTAWA	AT	WASHINGTON
LOS ANGELES	AT	COLUMBUS
MINNESOTA	AT	DALLAS
TORONTO	AT	COLORADO
VANCOUVER	AT	EDMONTON
WINNIPEG	AT	ANAHEIM

WED/JAN 22

MONTREAL	AT	PITTSBURGH
CHICAGO	AT	DETROIT
PHOENIX	AT	CALGARY

THU/JAN 23

CAROLINA	AT	BUFFALO
ST. LOUIS	AT	N.Y. RANGERS
PHILADELPHIA	AT	COLUMBUS
OTTAWA	AT	TAMPA BAY
PITTSBURGH	AT	N.Y. ISLANDERS
CHICAGO	AT	MINNESOTA
TORONTO	AT	DALLAS
NASHVILLE	AT	VANCOUVER
LOS ANGELES	AT	ANAHEIM
WINNIPEG	AT	SAN JOSE

FRI/JAN 24

WASHINGTON	AT	NEW JERSEY
OTTAWA	AT	CAROLINA
MONTREAL	AT	DETROIT
COLORADO	AT	FLORIDA
NASHVILLE	AT	CALGARY
PHOENIX	AT	EDMONTON

NHL COMPOSITE SCHEDULE

SAT/JAN 25

ST. LOUIS	AT	N.Y. ISLANDERS
BOSTON	AT	PHILADELPHIA
WASHINGTON	AT	MONTREAL
COLORADO	AT	TAMPA BAY
BUFFALO	AT	COLUMBUS
TORONTO	AT	WINNIPEG
PITTSBURGH	AT	DALLAS
ANAHEIM	AT	LOS ANGELES
MINNESOTA	AT	SAN JOSE

SUN/JAN 26

N.Y. RANGERS	AT	NEW JERSEY
FLORIDA	AT	DETROIT
WINNIPEG	AT	CHICAGO
NASHVILLE	AT	EDMONTON
PHOENIX	AT	VANCOUVER

MON/JAN 27

BOSTON	AT	N.Y. ISLANDERS
COLUMBUS	AT	CAROLINA
BUFFALO	AT	PITTSBURGH
COLORADO	AT	DALLAS
EDMONTON	AT	VANCOUVER
LOS ANGELES	AT	SAN JOSE

TUE/JAN 28

FLORIDA	AT	BOSTON
TAMPA BAY	AT	TORONTO
DETROIT	AT	PHILADELPHIA
OTTAWA	AT	COLUMBUS
WASHINGTON	AT	BUFFALO
CAROLINA	AT	MONTREAL
NEW JERSEY	AT	ST. LOUIS
NASHVILLE	AT	WINNIPEG
CHICAGO	AT	CALGARY
LOS ANGELES	AT	PHOENIX
MINNESOTA	AT	ANAHEIM

WED/JAN 29

N.Y. RANGERS	AT	N.Y. ISLANDERS
SAN JOSE	AT	EDMONTON
CHICAGO	AT	VANCOUVER

THU/JAN 30

MONTREAL	AT	BOSTON
FLORIDA	AT	TORONTO
WASHINGTON	AT	COLUMBUS
TAMPA BAY	AT	OTTAWA
NEW JERSEY	AT	DALLAS
MINNESOTA	AT	COLORADO
SAN JOSE	AT	CALGARY
BUFFALO	AT	PHOENIX
PHILADELPHIA	AT	ANAHEIM
PITTSBURGH	AT	LOS ANGELES

FRI/JAN 31

N.Y. ISLANDERS	AT	N.Y. RANGERS
ST. LOUIS	AT	CAROLINA
WASHINGTON	AT	DETROIT
NEW JERSEY	AT	NASHVILLE
VANCOUVER	AT	WINNIPEG

SAT/FEB 1

EDMONTON	AT	BOSTON
TAMPA BAY	AT	MONTREAL
BUFFALO	AT	COLORADO
PHILADELPHIA	AT	LOS ANGELES
OTTAWA	AT	TORONTO
FLORIDA	AT	COLUMBUS
NASHVILLE	AT	ST. LOUIS
PITTSBURGH	AT	PHOENIX
MINNESOTA	AT	CALGARY
DALLAS	AT	ANAHEIM
CHICAGO	AT	SAN JOSE

SUN/FEB 2

DETROIT	AT	WASHINGTON
WINNIPEG	AT	MONTREAL

MON/FEB 3

EDMONTON	AT	BUFFALO
OTTAWA	AT	PITTSBURGH
VANCOUVER	AT	DETROIT
COLORADO	AT	NEW JERSEY
COLUMBUS	AT	ANAHEIM
CHICAGO	AT	LOS ANGELES
PHILADELPHIA	AT	SAN JOSE

TUE/FEB 4

VANCOUVER	AT	BOSTON
COLORADO	AT	N.Y. RANGERS
WINNIPEG	AT	CAROLINA
CALGARY	AT	MONTREAL
TORONTO	AT	FLORIDA
N.Y. ISLANDERS	AT	WASHINGTON
OTTAWA	AT	ST. LOUIS
TAMPA BAY	AT	MINNESOTA
DALLAS	AT	PHOENIX

WED/FEB 5

PITTSBURGH	AT	BUFFALO
CHICAGO	AT	ANAHEIM
DALLAS	AT	SAN JOSE

THU/FEB 6

CALGARY	AT	N.Y. ISLANDERS
EDMONTON	AT	N.Y. RANGERS
COLORADO	AT	PHILADELPHIA
WINNIPEG	AT	WASHINGTON
VANCOUVER	AT	MONTREAL
BUFFALO	AT	OTTAWA
TORONTO	AT	TAMPA BAY
DETROIT	AT	FLORIDA
BOSTON	AT	ST. LOUIS
NASHVILLE	AT	MINNESOTA
COLUMBUS	AT	LOS ANGELES

FRI/FEB 7

EDMONTON	AT	NEW JERSEY
N.Y. RANGERS	AT	PITTSBURGH
FLORIDA	AT	CAROLINA
CHICAGO	AT	PHOENIX
COLUMBUS	AT	SAN JOSE

SAT/FEB 8

CALGARY	AT	PHILADELPHIA
WINNIPEG	AT	ST. LOUIS
OTTAWA	AT	BOSTON
VANCOUVER	AT	TORONTO
MONTREAL	AT	CAROLINA
DETROIT	AT	TAMPA BAY
COLORADO	AT	N.Y. ISLANDERS
NEW JERSEY	AT	WASHINGTON
ANAHEIM	AT	NASHVILLE
PHOENIX	AT	DALLAS

WED/FEB 26

BOSTON	AT	BUFFALO
DETROIT	AT	MONTREAL
LOS ANGELES	AT	COLORADO
ST. LOUIS	AT	VANCOUVER

THU/FEB 27

COLUMBUS	AT	NEW JERSEY
TORONTO	AT	N.Y. ISLANDERS
CHICAGO	AT	N.Y. RANGERS
SAN JOSE	AT	PHILADELPHIA
MONTREAL	AT	PITTSBURGH
DETROIT	AT	OTTAWA
WASHINGTON	AT	FLORIDA
TAMPA BAY	AT	NASHVILLE
PHOENIX	AT	WINNIPEG
CAROLINA	AT	DALLAS
LOS ANGELES	AT	CALGARY
MINNESOTA	AT	EDMONTON

FRI/FEB 28

SAN JOSE	AT	BUFFALO
PHOENIX	AT	COLORADO
MINNESOTA	AT	VANCOUVER
ST. LOUIS	AT	ANAHEIM

SAT/MAR 1

WASHINGTON	AT	BOSTON
NEW JERSEY	AT	N.Y. ISLANDERS
N.Y. RANGERS	AT	PHILADELPHIA
FLORIDA	AT	COLUMBUS
WINNIPEG	AT	NASHVILLE
TAMPA BAY	AT	DALLAS
CAROLINA	AT	LOS ANGELES
TORONTO	AT	MONTREAL
PITTSBURGH	AT	CHICAGO
CALGARY	AT	EDMONTON

SUN/MAR 2

PHILADELPHIA	AT	WASHINGTON
SAN JOSE	AT	NEW JERSEY
FLORIDA	AT	N.Y. ISLANDERS
OTTAWA	AT	VANCOUVER
BOSTON	AT	N.Y. RANGERS
TAMPA BAY	AT	COLORADO
ST. LOUIS	AT	PHOENIX
CAROLINA	AT	ANAHEIM

MON/MAR 3

COLUMBUS	AT	TORONTO
BUFFALO	AT	DALLAS
CALGARY	AT	MINNESOTA
MONTREAL	AT	LOS ANGELES

TUE/MAR 4

FLORIDA	AT	BOSTON
DETROIT	AT	NEW JERSEY
DALLAS	AT	COLUMBUS
COLORADO	AT	CHICAGO
TAMPA BAY	AT	ST. LOUIS
PITTSBURGH	AT	NASHVILLE
N.Y. ISLANDERS	AT	WINNIPEG
VANCOUVER	AT	PHOENIX
OTTAWA	AT	EDMONTON
CAROLINA	AT	SAN JOSE

WED/MAR 5

TORONTO	AT	N.Y. RANGERS
WASHINGTON	AT	PHILADELPHIA
OTTAWA	AT	CALGARY
MONTREAL	AT	ANAHEIM

THU/MAR 6

WASHINGTON	AT	BOSTON
LOS ANGELES	AT	WINNIPEG
COLORADO	AT	DETROIT
BUFFALO	AT	TAMPA BAY
COLUMBUS	AT	CHICAGO
ST. LOUIS	AT	NASHVILLE
VANCOUVER	AT	DALLAS
MONTREAL	AT	PHOENIX
N.Y. ISLANDERS	AT	EDMONTON
PITTSBURGH	AT	SAN JOSE

FRI/MAR 7

N.Y. RANGERS	AT	CAROLINA
NEW JERSEY	AT	DETROIT
BUFFALO	AT	FLORIDA
N.Y. ISLANDERS	AT	CALGARY
PITTSBURGH	AT	ANAHEIM

SAT, MAR 8

OTTAWA	AT	WINNIPEG
ST. LOUIS	AT	COLORADO
PHILADELPHIA	AT	TORONTO
BOSTON	AT	TAMPA BAY
CAROLINA	AT	NEW JERSEY
PHOENIX	AT	WASHINGTON
COLUMBUS	AT	NASHVILLE
MINNESOTA	AT	DALLAS
CALGARY	AT	VANCOUVER
MONTREAL	AT	SAN JOSE

SUN/MAR 9

BOSTON	AT	FLORIDA
CHICAGO	AT	BUFFALO
DETROIT	AT	N.Y. RANGERS
ST. LOUIS	AT	MINNESOTA
LOS ANGELES	AT	EDMONTON

MON/MAR 10

PITTSBURGH	AT	WASHINGTON
NASHVILLE	AT	OTTAWA
PHOENIX	AT	TAMPA BAY
COLUMBUS	AT	DALLAS
WINNIPEG	AT	COLORADO
LOS ANGELES	AT	CALGARY
N.Y. ISLANDERS	AT	VANCOUVER
TORONTO	AT	ANAHEIM

TUE/MAR 11

NASHVILLE	AT	BUFFALO
NEW JERSEY	AT	PHILADELPHIA
N.Y. RANGERS	AT	CAROLINA
DETROIT	AT	COLUMBUS
PHOENIX	AT	FLORIDA
WASHINGTON	AT	PITTSBURGH
DALLAS	AT	ST. LOUIS
EDMONTON	AT	MINNESOTA
TORONTO	AT	SAN JOSE

WED/MAR 12

BOSTON	AT	MONTREAL
VANCOUVER	AT	WINNIPEG
CHICAGO	AT	COLORADO
ANAHEIM	AT	CALGARY

THU/MAR 13

PHOENIX	AT	BOSTON
BUFFALO	AT	CAROLINA
SAN JOSE	AT	COLUMBUS
FLORIDA	AT	TAMPA BAY
EDMONTON	AT	ST. LOUIS
N.Y. RANGERS	AT	MINNESOTA
TORONTO	AT	LOS ANGELES

FRI/MAR 14

SAN JOSE	AT	N.Y. ISLANDERS
VANCOUVER	AT	WASHINGTON
EDMONTON	AT	DETROIT
NEW JERSEY	AT	FLORIDA
NASHVILLE	AT	CHICAGO
N.Y. RANGERS	AT	WINNIPEG
CALGARY	AT	DALLAS
ANAHEIM	AT	COLORADO

SAT/MAR 15

CAROLINA	AT	BOSTON
PITTSBURGH	AT	PHILADELPHIA
OTTAWA	AT	MONTREAL
NEW JERSEY	AT	TAMPA BAY
BUFFALO	AT	N.Y. ISLANDERS
ST. LOUIS	AT	NASHVILLE
COLUMBUS	AT	MINNESOTA
CALGARY	AT	PHOENIX
ANAHEIM	AT	LOS ANGELES

SUN/MAR 16

VANCOUVER	AT	FLORIDA
TORONTO	AT	WASHINGTON
EDMONTON	AT	CAROLINA
SAN JOSE	AT	N.Y. RANGERS
COLORADO	AT	OTTAWA
MONTREAL	AT	BUFFALO
PHILADELPHIA	AT	PITTSBURGH
DETROIT	AT	CHICAGO
DALLAS	AT	WINNIPEG

MON/MAR 17

MINNESOTA	AT	BOSTON
VANCOUVER	AT	TAMPA BAY
WINNIPEG	AT	ST. LOUIS
PHOENIX	AT	LOS ANGELES

NHL COMPOSITE SCHEDULE

TUE/MAR 18

BOSTON	AT	NEW JERSEY
MINNESOTA	AT	N.Y. ISLANDERS
DALLAS	AT	PITTSBURGH
CAROLINA	AT	COLUMBUS
COLORADO	AT	MONTREAL
N.Y. RANGERS	AT	OTTAWA
TORONTO	AT	DETROIT
CHICAGO	AT	PHILADELPHIA
BUFFALO	AT	CALGARY
NASHVILLE	AT	EDMONTON
WASHINGTON	AT	ANAHEIM
FLORIDA	AT	SAN JOSE

WED/MAR 19

TAMPA BAY	AT	TORONTO
ST. LOUIS	AT	CHICAGO
COLORADO	AT	WINNIPEG
NASHVILLE	AT	VANCOUVER

THU/MAR 20

MINNESOTA	AT	NEW JERSEY
DALLAS	AT	PHILADELPHIA
COLUMBUS	AT	MONTREAL
TAMPA BAY	AT	OTTAWA
PITTSBURGH	AT	DETROIT
BUFFALO	AT	EDMONTON
FLORIDA	AT	PHOENIX
WASHINGTON	AT	LOS ANGELES
ANAHEIM	AT	SAN JOSE

FRI/MAR 21

N.Y. RANGERS	AT	COLUMBUS
CAROLINA	AT	CHICAGO
BOSTON	AT	COLORADO
NASHVILLE	AT	CALGARY

SAT/MAR 22

ST. LOUIS	AT	PHILADELPHIA
TAMPA BAY	AT	PITTSBURGH
DETROIT	AT	MINNESOTA
OTTAWA	AT	DALLAS
FLORIDA	AT	LOS ANGELES
MONTREAL	AT	TORONTO
N.Y. RANGERS	AT	NEW JERSEY
CAROLINA	AT	WINNIPEG
BOSTON	AT	PHOENIX
CALGARY	AT	EDMONTON
WASHINGTON	AT	SAN JOSE

SUN/MAR 23

COLUMBUS	AT	N.Y. ISLANDERS
ST. LOUIS	AT	PITTSBURGH
TORONTO	AT	NEW JERSEY
NASHVILLE	AT	CHICAGO
MINNESOTA	AT	DETROIT
BUFFALO	AT	VANCOUVER
FLORIDA	AT	ANAHEIM

MON/MAR 24

PHOENIX	AT	N.Y. RANGERS
LOS ANGELES	AT	PHILADELPHIA
MONTREAL	AT	BOSTON
OTTAWA	AT	TAMPA BAY
WINNIPEG	AT	DALLAS
SAN JOSE	AT	CALGARY

TUE/MAR 25

ST. LOUIS	AT	TORONTO
PHOENIX	AT	PITTSBURGH
LOS ANGELES	AT	WASHINGTON
N.Y. ISLANDERS	AT	CAROLINA
BUFFALO	AT	MONTREAL
OTTAWA	AT	FLORIDA
DETROIT	AT	COLUMBUS
DALLAS	AT	CHICAGO
COLORADO	AT	NASHVILLE
SAN JOSE	AT	EDMONTON

WED/MAR 26

VANCOUVER	AT	MINNESOTA
PHILADELPHIA	AT	N.Y. RANGERS
ANAHEIM	AT	CALGARY

THU/MAR 27

CHICAGO	AT	BOSTON
PHOENIX	AT	NEW JERSEY
LOS ANGELES	AT	PITTSBURGH
MONTREAL	AT	DETROIT
N.Y. ISLANDERS	AT	TAMPA BAY
CAROLINA	AT	FLORIDA
MINNESOTA	AT	ST. LOUIS
BUFFALO	AT	NASHVILLE
VANCOUVER	AT	COLORADO
WINNIPEG	AT	SAN JOSE

FRI/MAR 28

TORONTO	AT	PHILADELPHIA
PITTSBURGH	AT	COLUMBUS
CHICAGO	AT	OTTAWA
NASHVILLE	AT	DALLAS
N.Y. RANGERS	AT	CALGARY
ANAHEIM	AT	EDMONTON

SAT/MAR 29

BOSTON	AT	WASHINGTON
SAN JOSE	AT	COLORADO
TAMPA BAY	AT	BUFFALO
DETROIT	AT	TORONTO
MONTREAL	AT	FLORIDA
NEW JERSEY	AT	N.Y. ISLANDERS
COLUMBUS	AT	CAROLINA
DALLAS	AT	ST. LOUIS
MINNESOTA	AT	PHOENIX
ANAHEIM	AT	VANCOUVER
WINNIPEG	AT	LOS ANGELES

SUN/MAR 30

CALGARY	AT	OTTAWA
TAMPA BAY	AT	DETROIT
BOSTON	AT	PHILADELPHIA
CHICAGO	AT	PITTSBURGH
WASHINGTON	AT	NASHVILLE
N.Y. RANGERS	AT	EDMONTON

MON/MAR 31

CAROLINA	AT	OTTAWA
FLORIDA	AT	NEW JERSEY
WINNIPEG	AT	ANAHEIM
MINNESOTA	AT	LOS ANGELES

TUE/APR 1

NEW JERSEY	AT	BUFFALO
CALGARY	AT	TORONTO
FLORIDA	AT	N.Y. ISLANDERS
CAROLINA	AT	PITTSBURGH
DALLAS	AT	WASHINGTON
COLORADO	AT	COLUMBUS
MONTREAL	AT	TAMPA BAY
PHILADELPHIA	AT	ST. LOUIS
N.Y. RANGERS	AT	VANCOUVER
WINNIPEG	AT	PHOENIX
EDMONTON	AT	SAN JOSE

WED/APR 2

N.Y. ISLANDERS	AT	OTTAWA
BOSTON	AT	DETROIT
EDMONTON	AT	ANAHEIM
PHOENIX	AT	LOS ANGELES

THU/APR 3

BOSTON	AT	TORONTO
COLUMBUS	AT	PHILADELPHIA
DALLAS	AT	CAROLINA
CALGARY	AT	TAMPA BAY
MINNESOTA	AT	CHICAGO
BUFFALO	AT	ST. LOUIS
PITTSBURGH	AT	WINNIPEG
N.Y. RANGERS	AT	COLORADO
LOS ANGELES	AT	SAN JOSE

FRI/APR 4

MONTREAL	AT	OTTAWA
CHICAGO	AT	COLUMBUS
BUFFALO	AT	DETROIT
CALGARY	AT	FLORIDA
WASHINGTON	AT	NEW JERSEY
EDMONTON	AT	PHOENIX
NASHVILLE	AT	ANAHEIM

SAT/APR 5

PHILADELPHIA	AT	BOSTON
COLORADO	AT	ST. LOUIS
WASHINGTON	AT	N.Y. ISLANDERS
WINNIPEG	AT	TORONTO
DETROIT	AT	MONTREAL
DALLAS	AT	TAMPA BAY
OTTAWA	AT	N.Y. RANGERS
NEW JERSEY	AT	CAROLINA
PITTSBURGH	AT	MINNESOTA
LOS ANGELES	AT	VANCOUVER
NASHVILLE	AT	SAN JOSE

SUN/APR 6

DALLAS	AT	FLORIDA
N.Y. ISLANDERS	AT	COLUMBUS
BUFFALO	AT	PHILADELPHIA
ST. LOUIS	AT	CHICAGO
PITTSBURGH	AT	COLORADO
ANAHEIM	AT	EDMONTON

MON/APR 7

CALGARY	AT	NEW JERSEY
MINNESOTA	AT	WINNIPEG
ANAHEIM	AT	VANCOUVER

TUE/APR 8

DETROIT	AT	BUFFALO
OTTAWA	AT	N.Y. ISLANDERS
CAROLINA	AT	N.Y. RANGERS
PHOENIX	AT	COLUMBUS
TORONTO	AT	TAMPA BAY
PHILADELPHIA	AT	FLORIDA
WASHINGTON	AT	ST. LOUIS
BOSTON	AT	MINNESOTA
NASHVILLE	AT	DALLAS
COLORADO	AT	EDMONTON

WED/APR 9

MONTREAL	AT	CHICAGO
DETROIT	AT	PITTSBURGH
LOS ANGELES	AT	CALGARY
SAN JOSE	AT	ANAHEIM

THU/APR 10

BUFFALO	AT	N.Y. RANGERS
WASHINGTON	AT	CAROLINA
N.Y. ISLANDERS	AT	MONTREAL
NEW JERSEY	AT	OTTAWA
PHILADELPHIA	AT	TAMPA BAY
TORONTO	AT	FLORIDA
PHOENIX	AT	NASHVILLE
ST. LOUIS	AT	MINNESOTA
BOSTON	AT	WINNIPEG
LOS ANGELES	AT	EDMONTON
COLORADO	AT	VANCOUVER

FRI/APR 11

CHICAGO	AT	WASHINGTON
CAROLINA	AT	DETROIT
COLUMBUS	AT	TAMPA BAY
N.Y. ISLANDERS	AT	NEW JERSEY
ST. LOUIS	AT	DALLAS
WINNIPEG	AT	CALGARY
COLORADO	AT	SAN JOSE

SAT/APR 12

BUFFALO	AT	BOSTON
PHILADELPHIA	AT	PITTSBURGH
N.Y. RANGERS	AT	MONTREAL
TORONTO	AT	OTTAWA
COLUMBUS	AT	FLORIDA
CHICAGO	AT	NASHVILLE
SAN JOSE	AT	PHOENIX
VANCOUVER	AT	EDMONTON
ANAHEIM	AT	LOS ANGELES

SUN/APR 13

BOSTON	AT	NEW JERSEY
CAROLINA	AT	PHILADELPHIA
TAMPA BAY	AT	WASHINGTON
DETROIT	AT	ST. LOUIS
N.Y. ISLANDERS	AT	BUFFALO
OTTAWA	AT	PITTSBURGH
NASHVILLE	AT	MINNESOTA
CALGARY	AT	VANCOUVER
COLORADO	AT	ANAHEIM
DALLAS	AT	PHOENIX



www.BlueJackets.com

