



2013-14 | CAROLINA HURRICANES
MEDIA GUIDE



THE OFFICIAL STATION OF CANIAC NATION

Adam Gold & Joe Ovies
Afternoons 3-7pm

Mike & Mike in the Morning
6-10am

wralSPORTSfan
.com



@999TheFan

99.9thefan

TABLE OF CONTENTS

Gale Force Holdings/Hurricanes Directory	2
Peter Karmanos Jr.	3
Hurricanes Holdings, LLP	4
Jim Rutherford	6
Ron Francis	7
Hurricanes Coaches	8
Hockey Operations	10, 14
Scouting Directors	12
Management	13
Broadcasters	15
Full-Time Staff	16
2013-14 Organizational Roster	22
Player Biographies and Statistics	24
Players in the System	85
2013 NHL Draft Recap	100
Minor League Affiliations	102
Community Relations	108
Hurricanes vs. Opponents: 2012-13	114
2012-13 in Review	146
Hurricanes Players: 2012-13 Game by Game	154
2012-13 Transactions	159
All-Time Player Trades and Acquisitions	160
Year-By-Year History	166
NHL Recaps	202
Attendance	203
All-Time NHL Rosters	205
All-Star Games/Olympians/Milestone NHL Wins	224
NHL Entry Draft History	225
Franchise Records	232
Hurricanes in the Playoffs	256
Media Information	270
NHL General Information	273
Medical Glossary	276
2013-14 Game and Television Schedule	279

CREDITS

Editors: Mike Sundheim, Kyle Hanlin
 Contributors: Michael Smith, Samantha Poulos, Brian Verdi, Emily Pritt, Lauren Baxter, Carolyn Gilbert
 Photographer: Gregg Forwerck, Getty Images
 Design and Production: Andrew Roman

CAROLINA HURRICANES HOCKEY CLUB

PNC Arena (Hockey capacity: 18,680)

1400 Edwards Mill Rd., Raleigh, NC 27607

Main Phone: 919/467-7825

Ticket Information: 1-866-NHL-CANES

Colors: Red, White, Silver and Black

Minor League Affiliates: Charlotte Checkers (AHL); Florida Everblades (ECHL)

Cable Television Rightsholder: Fox Sports Carolinas **Radio Flagship:** WCMC 99.9 FM The Fan

Main Fax: 919/462-0123

Website: CarolinaHurricanes.com

CLUB DIRECTORY

EXECUTIVE MANAGEMENT

Chief Executive Officer/Owner/Governor	Peter Karmanos, Jr.
President/General Manager	Jim Rutherford
Executive Vice President/Chief Financial Officer	Mike Amendola
Executive Vice President/General Manager, PNC Arena	Davin Olsen

HOCKEY OPERATIONS

Vice President of Hockey Operations	Ron Francis
Head Coach	Kirk Muller
Assistant Coach/Development Coach	Rod Brind'Amour
Assistant Coach	Dave Lewis
Assistant Coach	John MacLean
Goaltending Coach	Greg Stefan
Director of Defensemen Development	Glen Wesley
Director of Forwards Development	Cory Stillman
Video Coach	Chris Huffine
Head Athletic Trainer/Strength & Conditioning Coach	Peter Friesen
Assistant Athletic Trainer	Doug Bennett
Equipment Managers	Skip Cunningham, Bob Gorman, Jorge Alves
Vice President of Team Operations	Brian Tatum
Executive Assistant to the President/General Manager	Mari Jeter
Video Scout/Hockey Operations Assistant	Darren Yorke
Director of Amateur Scouting	Tony MacDonald
Amateur Scouts	Sheldon Ferguson, Robert Kron, Bob Luccini, Bert Marshall
Director of Pro Scouting	Marshall Johnston
Pro Scouts	Dave Hunter, Gene Reilly
Charlotte Checkers Head Coach/General Manager	Jeff Daniels
Charlotte Checkers Assistant Coach	Geordie Kinnear
Head Athletic Trainer, Charlotte Checkers	Brian Maddox
Equipment Managers, Charlotte Checkers	Steve Latin, Donny White

ADMINISTRATION

Receptionists	Janet Davis, Mary Lou Ruetz
---------------	-----------------------------

ARENA OPERATIONS

Vice President of Guest Relations, PNC Arena	Larry Perkins
Director of Arena Marketing	Crystal Pace
Booking/Customer Care Coordinator/Executive Assistant	April Sykes
Director of Safety and Security	Clinton Peterson
Director of Parking and Traffic	Jared Wright
Director of Event and Guest Services	Steve Congress
Director of Premium Services	Suzanne Golden
Senior Premium Services Coordinator	Katherine Perry
Premium Services Coordinator	Austin Caldwell
Director of Production	Rob Douglas
Marketing Coordinator	Lindsey Hall
Production Manager	Barry Steiman
Production/Event Coordinator	Kim Chandler
Senior Director of Operations and Facilities	Dan McGowan
Operations Manager	Melvin Terrell
Operations Supervisor	Alan Sykes
Director of Facilities	Alan Wobbleton
Facilities Supervisor	Sean Sollace
Vice President of Ticket Operations	Bill Nowicki
Director of Arena Box Office	Joe Sousa
Arena Box Office Manager	Erin Latore
Assistant Ticket Operations Manager	Chris Jovino
Ticket Operations Representative	Tansley Cooke
Ticket Operations Supervisor	Erica Tillman
Arena Office Manager	Hilman Huskey
Ice Technician	Jared Dupre

BROADCASTERS

Television Play-by-Play	John Forslund
Television Analyst	Tripp Tracy
Radio Play-by-Play	Chuck Kaiton
Sideline Reporter/Host	Chantel McCabe

COMMUNICATIONS

Senior Director of Communications	Mike Sundheim
Director of Media Relations and Broadcasting	Kyle Hanlin
Team Photographer	Gregg Forwerck

FINANCE/INFORMATION TECHNOLOGY

Senior Vice President/General Counsel	William Traurig
Accountant	Shaun Nicholson
Accounts Payable	Michael Arrington
Accounts Receivable	Patty Hilliard, Temika Smith-Harris
Payroll/Human Resources	Crystal DeDitius, Keitha Stanley
Assistant to the CFO	Stacey Ustin
Vice President of Information Technology	Glenn Johnson
Client/Server Technologist	Larry Kelly
Systems Administrator	Myatt Williams

FOOD AND BEVERAGE

Senior Director of VAB Catering	Chris Diamond
Director of Concessions	Rick Rhodes
Concessions Manager	Jim O'Brien
Assistant Concessions Manager	Barbara Couch
Concessions Administrative Coordinator	Cindy Medlin
Commissary Manager	Gary Berry
Commissary Senior Supervisor	Jorge Cruz
Executive Chef	Michael Flood
Executive Sous Chef	Dennis Atkinson
Sous Chef	Kevin Heintz
Banquet Chef	Lecan Huynh
Chef Garde Manger	Pete Aiello
Director of Catering	Katrina Ryan
Catering Manager	Frankie McGee
Assistant Catering Manager	Skip Roach
Catering Administrative Coordinator	Monica Davenport
Director of Suites Food and Beverage	Lori Holtz
Suites Food and Beverage Supervisor	Hollie Hawkins

MARKETING

Vice President of Marketing/Executive Director, Kids 'N Community Foundation	Doug Warf
Senior Director of Marketing and Brand Development	Ben Aycock
Director of CanesVision and In-Game Marketing	Stephen Rutherford
Director of Community Relations and Promotions	Jon Chase
Web Producer	Michael Smith
Manager of Creative Services	Lauren Baxter
Senior Graphic Designer	Andrew Roman
Social Media Specialist	Coop Elias
Producer, Gale Force Media, CanesVision and Wolfpack TV	Chris Burns, Logan McDonald
Senior Producer, Gale Force Media, CanesVision and Wolfpack TV	Don Sill
Graphics Producer, Gale Force Media, CanesVision and Wolfpack TV	Rachel Cannon
Carolina Hurricanes Host	Amber Jaye
Youth and Amateur Hockey Coordinator	Shane Willis
Mascot Coordinator	George Brown
Promotions/Fan Development Coordinator	Ryan O'Quinn
Senior Coordinator of Community Relations/Assistant Director, KNCF	TBD
Community Relations Coordinator	Gabby Pinto

MERCHANDISE

Director of Merchandise	James Blitch
-------------------------	--------------

SALES

Vice President of Corporate Partnerships	Jim Ballweg
Senior Corporate Sales Executive	Rick Francis, Johnny Gill, Todd Yunker
Corporate Sales Executive	Justin Buck
Vice President of Ticket Sales	Kyle Prairie
Director of Ticket Sales	Peterson Avetta
Account Executives/Business Development	Michael Miller, Greg Perna
	Jonathan Kramer
Client Relations Representatives	Cody Smith, Joe Welch, Brian Friedhaber
Hurricanes Group Sales Manager	Brian Kapusta
PNC Arena Group Sales Manager	Brian Slais
Senior Group Sales Representative	Rich Davis
Ticket Sales Assistant	Karen Prince
Client Services Coordinator	Marie Bobalik



PETER KARMANOS JR.

CHIEF EXECUTIVE OFFICER / OWNER / GOVERNOR

Peter Karmanos Jr., holds the dual role as the principal owner/governor and chief executive officer of the Carolina Hurricanes and as the chairman and chief executive officer of Compuware Corporation. With his partners Thomas Thewes and Jim Rutherford, Karmanos acquired the NHL franchise on June 28, 1994—the afternoon of the 1994 NHL Entry Draft. After three financially unsuccessful seasons in Hartford, Conn., and after an agreement on a new facility between the team and the state of Connecticut could not be reached, Karmanos announced he would relocate the franchise to Raleigh, NC, on May 6, 1997. There, Karmanos signed a 40-year lease with the city of Raleigh and the state.

Since their arrival in North Carolina, the Hurricanes have enjoyed tremendous all-around success. On the ice, the team has advanced to the Conference Finals three times in the last 10 seasons, capturing Eastern Conference titles in 2002 and 2006 and the Stanley Cup in 2006. Off of the ice, the Hurricanes have become a key component of the sporting landscape in North Carolina, and in 2009 were recognized as the top hockey franchise and second-ranked franchise in all of sports by ESPN in the “Ultimate Standings,” a collection of data and survey results that takes into account a team’s on-ice or on-field success, as well as its community impact and overall fan experience. The spotlight shined on the Hurricanes franchise again in January 2011, when the team and city of Raleigh earned tremendous praise for the successful 2011 NHL All-Star Weekend.

In the summer of 1998, Karmanos formed Gale Force Holdings to manage his hockey interests, which include the Carolina Hurricanes and PNC Arena; the Florida Everblades of the ECHL and Germain Arena in Ft. Myers, Fla.; and the Plymouth Whalers of the Ontario Hockey League and Compuware Arena. In the fall of 2011, a new subsidiary of Gale Force Holdings, LP, was created called Hurricanes Holdings, LLC, which features the Hurricanes and the management of PNC Arena. Since that time, 15 new investor groups have joined Karmanos in the ownership of Hurricanes Holdings, further solidifying the franchise’s financial structure.


Karmanos attended Wayne State University in Detroit. He founded Compuware in 1973 with two partners who, with Karmanos, pooled their tax return money to start the company. With 4,500 employees and fiscal year 2011 revenues of \$1 billion, Compuware people and software make technology make a difference for leading organizations worldwide, including 46 of the top 50 Fortune 500 companies and 12 of the 20 most-visited U.S. websites. Karmanos’ initiative and business prowess were recognized in 1989 by the Institute of American Entrepreneurs, which named him Entrepreneur of the Year. In April 1999, Karmanos ensured that his company would not lose sight of its roots when he decided to relocate more than 4,100 highly-skilled jobs from Compuware’s headquarters in Farmington Hills, Mich., to Campus Martius, a business district in the heart of downtown Detroit.

The same competitive spirit that led to Karmanos’ success as an entrepreneur also fuels his 30-year sponsorship of youth hockey programs. In Detroit, Karmanos sponsors the Plymouth Whalers (players ages 20-under), which was the first American club to play in the Ontario Hockey League. Compuware youth hockey programs, including the Plymouth Whalers, have produced many NHL stars over the years including Pat LaFontaine, Al Iafate, Mike Modano, Eric Lindros and Kevin Hatcher. Countless youth hockey programs benefit each season through the efforts and sponsorship of Carolina Hurricanes and Compuware. In December 1997, Karmanos was chosen as one of four recipients of the Lester Patrick Award. Originating in 1966, the award is given annually to individuals who are recognized for “outstanding service to hockey in the United States.” In 2010, Karmanos received the Ontario Hockey League’s Bill Long Award, presented in recognition and appreciation of an individual who has made an outstanding contribution to the OHL, and was inducted into the Michigan Sports Hall of Fame.

In addition to his business and hockey interests, Karmanos is widely known for his philanthropy, particularly in the area of cancer research. In 1995, Karmanos established the Barbara Ann Karmanos Cancer Institute in Detroit, with donations that now total in excess of \$60 million. The institute is one of only 39 in the United States granted “comprehensive cancer center” status by the National Institute of Health, and the only one of the 39 named after a woman.

A committed supporter of the Triangle area, Karmanos continues to actively run Compuware Corporation. Karmanos resides in the Detroit area with his wife Danialle, and their sons Socrates, Leonidas, Spiros and Aristides. He now has seven sons and nine grandchildren. Danialle—in addition to her ongoing work as a nationally acclaimed video producer—founded Danialle Karmanos’ Work It Out (DKWIO). A 501(c)3 organization, DKWIO fights childhood obesity by providing kids with the tools they need to make healthy choices. By helping kids achieve health in mind, body and spirit, DKWIO has touched the lives of thousands of at-risk children in the Detroit and Triangle communities.

As an award-winning writer, producer and director, in 2008 Danialle was tapped by Governor Jennifer Granholm to serve on the newly-chartered Michigan Film Office Advisory Council. In a 2010 Michigan-wide election, Danialle was elected to serve an eight-year term on the Wayne State University Board of Governors. She also works tirelessly on behalf of the Karmanos Cancer Institute, partnering with the organization to develop memorable creative content. Her creative talents also led Danialle to become a founding member, Board member and past chair of the critically-acclaimed Museum of Contemporary Art Detroit (MOCAD). She also serves on the boards of the Michigan Opera Theatre and the College for Creative Studies, and is a trustee for the Parade Company, the non-profit organization responsible for the renowned America’s Thanksgiving Parade and numerous other family-oriented events in Metropolitan Detroit.



Hurricanes Holdings, LLC

Hurricanes Holdings, LLC, owns the Carolina Hurricanes and operates PNC Arena. Majority owner Peter Karmanos Jr., is joined by 17 minority investor groups in the ownership of the Hurricanes franchise.

Thirteen of the 17 partners are: Michael Kahn, Capitol Broadcasting Company, Inc. (James Goodman), Matthew Szulik, Ice Puck LLC (Orris Temple Sloan, Jr.), Clancy & Theys Construction (David Tim Clancy, Joel Thomas Irving Clancy, Kathryn Virginia Clancy, Robert Todd Clancy, Sarah Elizabeth Sturm), Jim Rutherford, Hurricanes Investment, LLC (Abel Zalcborg, Barbara Zalcborg), Whitney Holdings Inc. (Frederick J. Whitney, Timothy M. Whitney), Playmakers Management, LLC (Ron Francis), GreengardenDRC, LLC (Eliza Kraft Olander and Brian McHenry), Ron de Lange, Mark and Tara Rein and Chuck Hammel. The remaining four investment partners have chosen to keep their partnerships private.



Michael Kahn

Born and raised in Atlanta, Michael Kahn has been involved in a family-owned wine and spirits business all of his life. He is the chief operating officer of Empire Distributors Inc., originally founded by his grandfather in 1940. Kahn, who has been nominated as Outstanding Philanthropist of the Year, currently resides in Charlotte with his wife, Wendy, and three sons. Kahn is the Owner and Governor of Carolina's American Hockey League affiliate, the Charlotte Checkers.



James Goodman

Capitol Broadcasting Company, Inc.

Capitol Broadcasting Company, Inc. is a locally-owned communications company which owns WRAL-TV, WRAZ-TV, WRAL-FM, WCMC-FM, WDNC-AM, WCLY-AM, Microspace, CBC New Media Group and Wolfpack Sports Marketing in the Triangle; WJZY-TV and WMYT-TV in Charlotte; WILM-TV and Sunrise Broadcasting in Wilmington, NC; and real estate interests including the American Tobacco Project and Diamond View office buildings in Durham. Jim Goodman serves as President and CEO of Capitol Broadcasting. Capitol Broadcasting Company owns and operates the Durham Bulls of the International League, the Triple-A affiliate of the Tampa Bay Rays, and Capitol property 99.9 The Fan (WCMC-FM), which is the flagship station of the Carolina Hurricanes' radio network.



Temple Sloan, Jr.

Temple Sloan, Jr., has sat or is currently sitting on the boards of some of the most prominent businesses in the Triangle community. He currently serves as chairman of the board for General Parts International, Inc., Trail Creek Investments, Inc. and Highwoods Properties. He was the former Lead Director for Lowe's Companies and also for Bank of America, as well as a partner of Ready Mix Concrete and Al Smith Buick. Sloan was inducted into the North Carolina Business Hall of Fame in 2010.



Clancy & Theys Construction

Clancy & Theys Construction was founded in Raleigh in 1949 by brothers-in-law E.I. Clancy and John Theys. Today the company is owned by the late E.I. Clancy's family, and is managed by his sons. Tim Clancy is president, and his brother Tick is executive vice president. Clancy & Theys provides a diverse range of construction and construction management services for public, commercial, industrial, retail and residential clients. In addition to its Raleigh headquarters, Clancy & Theys operates offices in Wilmington, Charlotte, Newport News, VA, and Orlando, FL.



Jim Rutherford

Jim Rutherford is in his 20th year as general manager of the Carolina Hurricanes, making him the longest-tenured general manager in franchise history and the second-longest tenured general manager currently serving in the NHL. Under Rutherford, the Hurricanes have earned a 534-486-156-20 regular-season record since arriving in North Carolina, including a pair of trips to the Stanley Cup Final and the first Stanley Cup Championship in franchise history in 2006. Rutherford's management efforts were recognized in 2002 and 2006, when The Hockey News named him "Executive of the Year," and in 2006 when he was voted by his NHL management peers as the Sporting News' "Executive of the Year." In 2006, he was also named the Triangle's "Businessperson of the Year" by the Triangle Business Journal.



Ron Francis

Following a Hall of Fame hockey career, Ron Francis joined the Hurricanes front office in 2006, where he currently serves as Vice President of Hockey Operations, and works directly with General Manager Jim Rutherford on all hockey-related matters. The Sault Ste. Marie, Ont., native retired from his on-ice career on Sept. 14, 2005, following a career in which he established himself as the greatest player in franchise history. Francis scored 549 goals and earned 1,249 assists (1,798 points) over 23 NHL seasons with Hartford, Pittsburgh, Carolina and Toronto, and ranks fourth in NHL history in points, behind only Wayne Gretzky, Mark Messier and Gordie Howe. Francis won the Stanley Cup twice with Pittsburgh (1991, 1992) and was inducted into the Hockey Hall of Fame on Nov. 12, 2007.



Barbara Zalcborg



Abel Zalcborg

Abel and Barbara Zalcborg

Abel and Barbara Zalcborg are co-founders of OFM, Inc., a family-owned importer and distributor of office furniture to the trade located in Holly Springs, NC and Phoenix, AZ. OFM is a past winner of the Triangle Business Journal's "Fast 50" award, recognizing the fastest-growing private companies in the Triangle. The Zalcborgs' professional interests also include partnership in a land development company in Holly Springs and Clayton, NC, and a private jet charter company at RDU. Devoted philanthropists, Abel serves as chairman of the Children's Flight of Hope, which offers free air transportation to children and families to and from hospital facilities, and Barbara works with the Frankie Lemmon School for developmentally disadvantaged children. Abel and Barbara also share a strong commitment to the V Foundation for Cancer Research. Abel and Barbara have two children, Blake Zalcborg and Cara Zalcborg Hylton, who each reside in the area.



Frederick Whitney



Timothy Whitney

Whitney Holdings Inc.

The investment corporation, Whitney Holdings Inc., was created by Frederick J. Whitney and Timothy M. Whitney in August 2011 for the purpose of investing in the Carolina Hurricanes Hockey Club. Originally from Cleveland, Frederick has called Raleigh home since 1974. He began his professional career as a city planner before becoming a financial planning investment advisor. Born in 1978, Timothy Whitney is a Raleigh native. He joined Frederick in the financial planning industry and operates as a portfolio manager. Together, the father and son team are partners of Whitney Wealth Management. Frederick and Timothy are active supporters of the local community and believe that Raleigh greatly benefits from the presence of a professional sports franchise.



Eliza Kraft Olander



Brian McHenry

Eliza Kraft Olander and Brian McHenry

Eliza Kraft Olander is retired from the business world and focuses on community development and philanthropy. Brian McHenry is President of McHenry Software. Together they are involved in many national and local charitable organizations, including the Frankie Lemmon School, Triangle Wine Experience, YMCA, SPCA, Band Together and Children's Flight of Hope. They have two children, Michael Olander, Jr., who lives in Raleigh and owns O2 Fitness Clubs in the Triangle and eastern North Carolina, and Amanda McHenry Keesee, a U.S. Naval officer who recently moved back to North Carolina with her husband, Cody Keesee, who is also a Naval officer.



Ron de Lange

Ron de Lange is President and CEO of Tekelec, an innovator of mobile internet solutions headquartered in Morrisville, NC, and serves as a member of Tekelec's board of directors. He recently served for several years as a board member of the Morrisville Chamber of Commerce, and has also served as a board member of the Alliance for Telecommunications Solutions (ATIS) and on the DePaul University School of Computer Science, Telecommunications and Information Systems (CTI) Leadership Council.



Chuck Hammel

Chuck Hammel is President and owner of PITT OHIO, a successful regional transportation company. Headquartered in Pittsburgh, PA, PITT OHIO operates in ten states, with 21 terminals and more 2,600 employees and provides its customers with the most reliable service the less-than-truckload (LTL) industry has to offer. Hammel is also highly involved in his community, serving on the Board of Directors for the Pittsburgh Branch of the Federal Reserve Bank of Cleveland, Allegheny Conference on Community Development and Riverlife, as well as on the Board of Trustees for Senator John Heinz History Center. He is a member of the Federal Reserve Bank of Cleveland Business Advisory Council, Mayor's Economic Development Panel, Allegheny County Transportation Vision Team and Duquesne Club. Chuck and his wife, Kristen, have four boys, and live in Sewickley, PA, a suburb of Pittsburgh.



Mark Rein



Tara Rein

Mark and Tara Rein

Mark Rein is the vice president and co-founder of Epic Games, a video game development company based in Cary, NC. Epic Games is well known for the creation of the Unreal Engine technology, which powered the Unreal series of first-person shooters, Infinity Blade series for mobile platforms, as well as the Gears of War series for Xbox 360. The company, which was established in 1991, moved its headquarters to the Triangle in 1999, and today has more than 300 employees worldwide. Originally from Toronto, Rein and his wife, Tara, live in Raleigh with their three children.



JIM RUTHERFORD

PRESIDENT / GENERAL MANAGER

Jim Rutherford, a former National Hockey League goaltender, is the franchise's seventh general manager and the only general manager in the history of the Carolina Hurricanes. Under Rutherford, the Hurricanes have earned a 534-486-156-20 regular-season record since arriving in North Carolina prior to the 1997-98 season, including a pair of trips to the Stanley Cup Final and the first Stanley Cup Championship in franchise history in 2006. Rutherford's management efforts were recognized in 2002 and 2006, when The Hockey News named him "Executive of the Year," and in 2006 when he was voted by his NHL management peers as the Sporting News' "Executive of the Year." In 2006, he was named the Triangle's "Businessperson of the Year" by the Triangle Business Journal.

The Hurricanes captured their first Eastern Conference championship in 2002, when they defeated Toronto in the Eastern Conference Finals, and again won the Prince of Wales Trophy in 2006 when they defeated Buffalo in seven games. Rutherford brought the first major professional sports championship to North Carolina when the Hurricanes defeated Edmonton, 3-1, in the deciding seventh game of the 2006 Stanley Cup Final in Raleigh. The Hurricanes have won the Southeast Division title three times, advanced to the conference finals three of the last nine seasons and established new franchise records for wins and points in a season in 2005-06.

In addition to their on-ice success, the Hurricanes also have been recognized for their impact and success in North Carolina. In 2008, the Turnkey Brand Index rated the team's brand 20th among North American professional sports teams. In 2009, the Hurricanes were recognized as the top hockey franchise and second-ranked franchise in all of sports by ESPN in the "Ultimate Standings," a collection of data and survey results that takes into account a team's on-ice or on-field success as well as its community impact and overall fan experience. An important part of that impact on the Triangle has been the major events that the franchise has attracted to the area. Rutherford spearheaded the efforts to bring the 2004 NHL Entry Draft and the 2011 NHL All-Star Game to Raleigh, both of which were deemed as tremendous successes in both the local and international media.

Rutherford has stocked the current club with bright, young talent through the Draft, free agency and trades, to go along with a base of veteran leadership. He has a proven history of success in the NHL Draft. Selections like Eric Staal, Cam Ward, Jeff Skinner and Justin Faulk help to form the core of the current team, while prospects like Elias Lindholm, Ryan Murphy, Zac Dalpe and Drayson Bowman will play integral roles in the team's future. Rutherford also acquired several key members of the current team through trades and free agency, including forwards Jordan Staal, Alexander Semin, Tuomo Ruutu and Jiri Tlustý and defensemen Tim Gleason and Joni Pitkanen.

Rutherford is in his 20th year as general manager in 2013-14, making him the longest-tenured general manager in franchise history and the second-longest tenured general manager currently serving in the NHL. As president of the Hurricanes, Rutherford oversees the operation of the Hurricanes. He was originally named the team's president and general manager when the KTR Partnership—the ownership group comprised of Peter Karmanos Jr., Thomas Thewes and Rutherford—purchased the Hartford Whalers on June 28, 1994. In Nov. 2011, the Hurricanes announced that Rutherford was part of a new group of investors who were taking ownership stakes in the team.

A veteran of 13 NHL seasons, Rutherford began his professional goaltending career in 1969 as a first-round selection of the Detroit Red Wings. While playing for Pittsburgh, Toronto, Los Angeles and Detroit, Rutherford appeared in 457 games and collected 14 career shutouts. For five seasons he also served as the Red Wings' player representative. Rutherford played for Team Canada in the World Championships in Vienna in 1977 and Moscow in 1979.

At the conclusion of his playing career, Rutherford joined Compuware to serve as director of hockey operations for Compuware Sports Corporation. Originally hired in September 1983, he is beginning his 31st season with the Compuware hockey family. With Compuware Sports Corporation in the 1980s, Rutherford gained a wealth of experience in youth hockey and junior programs. He started his management career by guiding Compuware Sports Corporation's purchase of the Windsor Spitfires of the Ontario Hockey League in April 1984. During the next four years, Rutherford acted as general manager of the Spitfires. In 1988, the Spitfires advanced to the Memorial Cup Finals with a perfect 12-0 run to the OHL Championship. The following season, he led Compuware's efforts to bring the first American-based OHL franchise to Detroit on Dec. 11, 1989. Rutherford received the 1987 "Executive of the Year" award in both the OHL and the CHL, and won the OHL "Executive of the Year" award again in 1988. In 2009, he was recognized by the Ontario Minor Hockey Association (OMHA) as the "All-Time Executive" on its "All-Time Great Team," which also included forwards Wayne Gretzky, Doug Gilmour and Syl Apps, defensemen Bobby Orr and Rob Blake, goaltender Curtis Joseph and coach Roger Neilson.

Jim and his wife, Leslie, live in North Raleigh with their son, James. Jim's daughter Andrea also lives in Raleigh and teaches visually impaired/blind students for Wake County schools. In addition to his work with the team, Jim serves on the NHL's Competition Committee and the Board of Directors for Brier Creek Country Club.





RON FRANCIS

VICE PRESIDENT OF HOCKEY OPERATIONS / ALTERNATE GOVERNOR

Ron Francis is in his eighth season in management for the Carolina Hurricanes, after being promoted to vice president of hockey operations in June 2012. As vice president of hockey operations, Francis works directly with General Manager Jim Rutherford on all hockey-related matters. In addition to his hockey operations duties, Francis also serves as one of the teams' alternate governors.

Following a career in which he established himself as the greatest player in Hurricanes franchise history, Francis re-joined the organization in November 2006 as the team's director of player development. He was promoted to assistant general manager on Oct. 4, 2007, but returned to the team's locker room on Dec. 3, 2008, when he joined new Head Coach Paul Maurice behind the bench as associate head coach. While serving as a coach, Francis maintained a voice in the Hurricanes' front office decision-making, serving as the team's director of player personnel. He returned to the front office full-time in June 2011, accepting the role of director of hockey operations.

Francis announced his retirement on Sept. 14, 2005, following a 23-year NHL career with Hartford, Pittsburgh, Carolina and Toronto. In 1,731 NHL regular-season games, Francis scored 549 goals and earned 1,249 assists (1,798 points), to rank him fourth all-time on the league's points list behind Wayne Gretzky, Mark Messier and Gordie Howe. Francis' 1,249 assists rank second only to Gretzky (1,963), and he ranks third on the games-played list behind Howe (1,767) and Messier (1,756).

The Hartford Whalers drafted Francis in the first round, fourth overall, in the 1981 NHL Entry Draft. Francis played with the Whalers for 10 seasons before joining Pittsburgh at the trading deadline of the 1990-91 season. He spent seven full seasons with the Penguins before rejoining the organization that drafted him, when the relocated Carolina Hurricanes signed him as a free agent on July 13, 1998. In 16 seasons with the Hartford/Carolina franchise, Francis played in 1,186 games, scoring 382 goals and earning 793 assists for 1,175 points -- all of which are franchise records. The Hurricanes officially retired Francis' No. 10 jersey to the arena's rafters on Jan. 28, 2006, and on Nov. 12, 2007, Francis was inducted into the Hockey Hall of Fame.

During his playing career, Francis played in four NHL All-Star games, and he won the Lady Byng Trophy (sportsmanship and gentlemanly conduct) three times (1995, 1998, 2002), the Frank J. Selke Trophy (best defensive forward) once (1995) and the King Clancy Memorial Trophy (leadership/humanitarian/community work) once (2002). He also won the Alka-Seltzer Plus Award in 1995, when he led the NHL in plus/minus, and was a key member of the Penguins' Stanley Cup-winning teams in 1991 and 1992. The impact Francis had for the sport of hockey in North Carolina was further recognized on May 2, 2013, when he became the first hockey player inducted into the North Carolina Sports Hall of Fame.

Ron and his wife, Mary Lou, have a daughter, Kaitlyn, and two sons, Michael and Connor. They reside in Raleigh.





KIRK MULLER

HEAD COACH

Kirk Muller, 47, is in his third season as head coach of the Carolina Hurricanes, and has a career record of 44-45-16. Muller, who was named head coach of the Carolina Hurricanes on Nov. 28, 2011, is the 12th person to serve as head coach in franchise history, and the third since the team relocated to North Carolina in 1997.

This marks Muller's first head coaching position in the NHL. He previously served as a head coach for the Milwaukee Admirals in the American Hockey League (AHL). The Kingston, Ont., native had a record of 10-6-0 with Milwaukee during 2011-12, after taking the job as head coach for the Nashville Predators' top minor-league affiliate in July 2011.

Prior to joining the Admirals, Muller spent five seasons as an assistant coach with the Montreal Canadiens, helping the Habs reach the playoffs four consecutive seasons, including a trip to the Eastern Conference Finals in 2010. During his second season behind the bench in 2007-08, Montreal went 47-25-10 (105 points), marking its best record since 1988-89. Muller worked extensively with the Habs' penalty killing unit throughout his tenure in Montreal, helping it finish in the top half of the League in each season under his watch, including a seventh-place ranking in 2010-11 and a perfect 21-for-21 performance during the 2011 Stanley Cup Playoffs.

Before he was hired by the Canadiens on June 20, 2006, Muller spent one season as head coach with the Queen's University Golden Gaels in his hometown of Kingston. He also served as an assistant coach for Canada at the 2005 Lotto Cup and the 2006 Under-18 World Championship. Muller added to his international resume by serving as assistant coach for Canada at the 2012 IIHF World Championship.

As a player, Muller totaled 357 goals and 602 assists (959 points) in 1,349 career NHL games over 19 seasons with the New Jersey Devils, Montreal Canadiens, New York Islanders, Toronto Maple Leafs, Florida Panthers and Dallas Stars from 1984-2003. He skated in 127 career Stanley Cup playoff games, totaling 69 points (33g, 36a), including the Stanley Cup-clinching goal for the Canadiens in the 1993 Stanley Cup Final. He also reached the Final with Dallas in 2000, when the Stars fell to New Jersey.

A six-time NHL All-Star (1985, 1986, 1988, 1990, 1992, 1993), Muller posted 30-or-more goals five times in his career, 20-or-more goals nine times, and had seven 70-point seasons. He established career highs with New Jersey in 1987-88 and Montreal in 1992-93, totaling 37 goals, 57 assists and 94 points in each of those seasons. Muller served as captain for both the Devils (1989-91) and the Canadiens (1994-95).

Prior to turning professional, Muller played junior hockey in the Ontario Hockey League (OHL) for Kingston and Guelph, and represented Canada at the 1984 Olympic Games. He made his NHL debut for New Jersey straight out of junior hockey in 1984, after the Devils selected him second overall in the 1984 NHL Entry Draft, behind only Mario Lemieux. In addition to the 1984 Olympics, Muller also represented Canada at four World Championships (1985, 1986, 1987, 1989) and at the 1984 World Junior Championship.

Muller and his wife, Stacey, have four daughters – twins Brittney and Kourtney, Bryelle and Kira.

KIRK MULLER'S HEAD COACHING RECORD

YEAR	TEAM	LGE	REGULAR SEASON				PLAYOFFS		
			G	W	L	T/OT	G	W	L
2011-12	Milwaukee	AHL	16	10	6	0	—	—	—
	Carolina	NHL	57	25	20	12	—	—	—
2012-13	Carolina	NHL	48	19	25	4	—	—	—
HURRICANES/NHL TOTALS			105	44	45	16	—	—	—





ROD BRIND'AMOUR

ASSISTANT COACH

Rod Brind'Amour, 43, is in his third year as assistant coach for the Carolina Hurricanes, after serving the team in player development roles since 2010.

Brind'Amour officially retired as a player on June 30, 2010, following a career of more than 20 NHL seasons. Originally drafted by the St. Louis Blues in the first round, ninth overall, in the 1988 NHL Entry Draft, Brind'Amour completed his career ranked 16th in NHL history in games played (1,484), 44th in assists (732), 46th in points (1,184) and 54th in goals (452), in 21 seasons with St. Louis, Philadelphia and Carolina. The Ottawa, Ont., native debuted with the Blues during the 1989 Stanley Cup Playoffs after completing one season at Michigan State, and scored a goal on his first NHL shot against the Minnesota North Stars. He was named to the NHL's All-Rookie Team in 1990, after scoring 61 points (26g, 35a) in 79 games for St. Louis, and played in the NHL All-Star Game while a member of the Flyers in 1992. Brind'Amour represented Canada in the 1998 Winter Olympics in Nagano, Japan, and won back-to-back Frank J. Selke trophies as the NHL's top defensive forward in 2005-06 and 2006-07, as a member of the Hurricanes.

Brind'Amour played in 159 career Stanley Cup Playoff games, totaling 51 goals and 60 assists (111 points). He participated in the Stanley Cup Final three times, reaching the Final in 1997 with Philadelphia, and in 2002 and 2006 with Carolina, captaining the Hurricanes to the 2006 Stanley Cup championship. Acquired by the Hurricanes from the Philadelphia Flyers on Jan. 23, 2000, Brind'Amour ranks second in career points for the Hurricanes since the team's relocation to North Carolina, notching 473 points in 694 games played. He also ranks first in assists (299), second in shorthanded goals (10), third in goals (174) and third in power-play goals (60) in the team's North Carolina history. Brind'Amour ranks second in franchise history (including Hartford) in assists (299), fourth in points (473) and fourth in games played (694). Named the Hurricanes' captain prior to the 2005-06 season, Brind'Amour netted 31 goals and earned 39 assists (70 points) that season to lead the team to a franchise-record 52 regular-season wins. His league-leading 12 playoff goals during the team's Stanley Cup run also set a franchise record.

Rod and his wife, Amy, live in Raleigh, with their son, Brooks. Rod also has a daughter, Briley (14), and two sons, Skyler (13) and Reece (12).



JOHN MacLEAN

ASSISTANT COACH

John MacLean, 48, is in his third season as assistant coach for the Carolina Hurricanes. Prior to joining the Hurricanes, the Oshawa, Ont., native spent nine seasons as a coach in the New Jersey Devils organization, including seven years as an assistant coach. MacLean served as head coach of the Lowell Devils of the American Hockey League (AHL) in 2009-10, leading the Devils affiliate to its best-ever record and first-ever playoff berth. He was named head coach for the New Jersey Devils prior to the 2010-11 season, but was replaced 33 games into his first season as an NHL head coach.

Drafted by New Jersey sixth overall in the 1983 NHL Entry Draft, MacLean played 19 NHL seasons with the Devils, Sharks, Rangers and Stars, totaling 413 goals, 429 assists (842 points) and 1,328 penalty minutes in 1,194 career NHL games. A two-time NHL All-Star (1989, 1991), he won the Stanley Cup with the Devils in 1995, and totaled 83 points (35g, 48a) and 152 penalty minutes in 104 career Stanley Cup playoff games.

MacLean is the Devils' all-time franchise leader with 347 goals, and ranks second in New Jersey franchise history with 701 points. He was a teammate of current Hurricanes' Head Coach Kirk Muller with New Jersey and Dallas, as well as with Canada at the 1984 World Junior Championship and the 1989 IIHF World Championship.



DAVE LEWIS

ASSISTANT COACH

Dave Lewis, 60, is in his third season as assistant coach for the Carolina Hurricanes. The 2013-14 season marks his 22nd season as a coach in the National Hockey League, as Lewis previously worked behind the bench for Detroit, Boston and Los Angeles. He served as the head coach for Detroit (2002-2004) and Boston (2006-07), compiling a career record of 135-83-33 as a head coach (includes five games as co-coach with Detroit in 1998-99).

Lewis began his coaching career immediately after his retirement as a player in November 1987, when he was named as an assistant coach for the Detroit Red Wings. The Kindersley, Sask., native served in that position until being promoted to associate coach prior to the 1995-96 season. As associate coach, he worked under three head coaches over 15 years — Jacques Demers, Bryan Murray and Scotty Bowman — capturing the Stanley Cup championship three times (1997, 1998, 2002).

Lewis was named the Red Wings' head coach on July 17, 2002, following Bowman's retirement. In two seasons, he led Detroit to a pair of 48-win and 100-point seasons, as well as two Central Division titles. His team won the President's Trophy in 2003-04, finishing with the NHL's top regular-season record at 48-21-11-2 (109 points). Following the NHL's work stoppage in 2004-05, Lewis was replaced as head coach, and he served as a professional scout for the Red Wings during the 2005-06 season. On June 29, 2006, Lewis became the 27th head coach in the history of the Boston Bruins. He compiled a 35-41-6 record with the Bruins before joining the Los Angeles Kings as an assistant coach in 2007-08.

Lewis played 15 NHL seasons between 1973 and 1988, totaling 36 goals and 187 assists (223 points) in 1,008 games as a defenseman with the New York Islanders, Los Angeles Kings, New Jersey Devils and Detroit Red Wings. He skated in 91 career Stanley Cup playoff games, earning 21 points (1g, 20a) and 143 penalty minutes.



GREG STEFAN

GOALTENDING COACH

Greg Stefan, 52, is in his fifth season on the Hurricanes coaching staff. Stefan returned to the coaches' room as goaltending coach in 2012-13, after serving as a pro scout for the organization in 2011-12. Stefan previously served as goaltending coach and pro scout for the Hurricanes for three seasons from 2005-2008, winning his first Stanley Cup Championship with the team in 2006.

Originally from Brantford, Ont., Stefan was selected by the Detroit Red Wings in the 1981 NHL Entry Draft. He went on to play nine seasons as a goaltender in the NHL, compiling a career record of 115-127-30 with a 3.92 goals-against average for Detroit before suffering a career-ending knee injury in a game against Edmonton on Nov. 25, 1989. Stefan began his coaching career in 1993 as an assistant coach for the Detroit Jr. Red Wings, who later became the Plymouth Whalers. He served as assistant coach for the team through 1998, and then rejoined the team in 2003 as assistant coach and director of player development.



GLEN WESLEY

DIRECTOR OF DEFENSEMEN DEVELOPMENT

Glen Wesley is in his sixth year as the Hurricanes' director of defensemen development. Wesley officially retired from hockey on June 5, 2008, following a career of more than 20 NHL seasons. As director of defensemen development, Wesley is responsible for working with all defensemen in the Hurricanes system, including drafted players in the Canadian major-junior hockey leagues, ECHL and American Hockey League (AHL).

Originally drafted third overall in the 1987 NHL Entry Draft by the Boston Bruins, Wesley completed his playing career ranked sixth on the NHL's all-time list of games played by a defenseman, skating in 1,457 total games over 20 seasons with Boston, Hartford, Toronto and Carolina. The Red Deer, Alb., native debuted with Boston straight out of junior hockey in his draft year, and was named to the NHL All-Rookie Team after earning 37 points (7g, 30a) and leading all rookies with a plus-21 plus/minus rating. Wesley played in the NHL All-Star Game in 1989, and completed his career with 128 goals, 409 assists (537 points) and 1,045 penalty minutes. He appeared in the Stanley Cup Final four times, reaching the championship series with Boston in 1988 and 1990, and with Carolina in 2002 and 2006, capturing the Stanley Cup with the Hurricanes in 2006.

The Hartford Whalers acquired Wesley on Aug. 25, 1994, in exchange for first-round draft picks in 1995 (Kyle McLaren), 1996 (Jonathan Aitken) and 1997 (Sergei Samsonov). Wesley went on to play 13 seasons for the franchise, and, prior to his retirement, he was the only player to have played for the Hurricanes in every season since the team relocated to North Carolina in 1997. He played more games (913) for the Hurricanes franchise than any player in team history other than Ron Francis, and his 728 games played for the Hurricanes are the most by any player in a Carolina uniform. Wesley totaled 227 points (51g, 176a) for the Whalers and Hurricanes, and the Hurricanes officially retired his No. 2 jersey to the rafters on Feb. 17, 2009.

Glen and his wife, Barb, have a daughter, Amanda, and two sons, Josh and Matthew.



CORY STILLMAN

DIRECTOR OF FORWARDS DEVELOPMENT

Cory Stillman is in his second year as director of forwards development for the Carolina Hurricanes. Stillman, 39, retired as a player in September 2011 after 16 NHL seasons, and spent the 2011-12 season working as player development assistant for the Florida Panthers.

A first-round selection (6th overall) of the Calgary Flames in the 1992 NHL Entry Draft, Stillman totaled 278 goals and 449 assists (727 points) in 1,025 career games with the Calgary Flames, St. Louis Blues, Tampa Bay Lightning, Carolina Hurricanes, Ottawa Senators and Florida Panthers. He scored 52 goals and added 113 assists (165 points) in 191 games during two stints with the Hurricanes from 2005-2008 and in 2011. He was second among Hurricanes in scoring during the team's run to the 2006 Stanley Cup championship, notching 26 points (9g, 17a) in 25 games, and netting the series-clinching, overtime goal in the first round against the Montreal Canadiens. Stillman also won the Stanley Cup as a member of the Lightning in 2004, and the 2006 title made him the sixth player in NHL history to win the Stanley Cup in consecutive seasons with two different teams.

Stillman and his wife, Mara, have three children: Riley, Madison and Chase.



CHRIS HUFFINE

VIDEO COACH

Chris Huffine is in his 14th season as the team's full-time video coach. Prior to joining the team full time, he spent two seasons as a part-time video coordinator with the club, handling video breakdown during home games in Greensboro and taping future opponents during the 1997-98 and 1998-99 seasons. Huffine is now responsible for all pre-scouting of future opponents. He works closely with the coaching staff, putting together scouting reports for individual players as well as the team. His work includes breaking down the other teams' systems and tendencies, including forecheck, power plays and penalty kills, and putting together meetings for the coaches to inform the players. In addition to preparing for the opponent, he also breaks down games as they happen on a laptop editing system so that coaches and players have access to the information immediately during and after the game.

Prior to working with the Hurricanes, Huffine served as the video coordinator for the Greensboro Monarchs for five seasons from 1990-1997. In addition to being a member of the 2005-06 Stanley Cup Champions, he was also chosen to represent USA Hockey as the video coach for the 2006 Men's Olympic Team in Turin, Italy. Chris and his wife, Heather, reside in Raleigh, with their sons, Samuel and Jacob.



PETER FRIESEN

HEAD ATHLETIC TRAINER / STRENGTH AND CONDITIONING COACH

Pete Friesen is in his 17th season with the Carolina Hurricanes as the team's head athletic trainer/strength and conditioning coach and his 34th year as a professional hockey trainer. Friesen is a certified strength and conditioning coach, certified as a performance enhancement specialist, corrective exercise specialist and massage therapist, a board-certified sport physical therapist, and is certified in both the United States and Canada as an Athletic Trainer/Therapist. He is responsible for the institution of training and dietary standards, preparation of rehabilitation programs and treatment of acute injuries for all Hurricanes players.

In addition to his work with professional teams, Friesen has been associated with the Canadian Olympic and international programs for the last 30 seasons, including serving as the head trainer for Team Canada's gold medal-winning team during the 2004 World Championship in the Czech Republic. He again served as head trainer for Canada at the 2011 World Championship in Slovakia, and has now been to 10 IIHF World Championships. Friesen has advised six different Canadian programs including men's and women's ice hockey, field hockey, soccer, figure skating, softball, wrestling, gymnastics and volleyball in preparation for their respective tournaments. Combining the different elements of each sport, Friesen strives to show athletes various ways of developing elements of their bodies in a true cross-training fashion.

A graduate of Bemidji State (MN) with bachelor's degrees in education and physical education, Friesen also earned a master's degree in sports medicine and physical therapy from the University of Saskatchewan. Prior to joining the Hurricanes, Friesen was the head trainer at both the University of Saskatchewan and then the University of Alberta.

Pete and his wife, Shelley, reside in Knightdale, North Carolina, with their children, Jack (22), Chad (21) and Taylor (18).



MARSHALL JOHNSTON

DIRECTOR OF PROFESSIONAL SCOUTING

Marshall Johnston is in his ninth season overseeing the Hurricanes' professional scouting department. Johnston has more than 30 years of NHL experience as a general manager, assistant general manager, director of player personnel, scouting combine executive director, head coach, assistant coach and player. The Hurricanes' 2006 championship marked the first Stanley Cup title of Johnston's career.

Prior to joining the Hurricanes, Johnston, 72, served as director of player evaluation for the Chicago Blackhawks. Previously, he had spent six seasons with the Ottawa Senators, serving as director of player personnel from July 1996 through March 1999, assistant general manager from March 1999 through June 1999 and general manager from June 1999 through June 2002. During his tenure in Ottawa, the Senators earned two division titles, had three 40-win seasons and never missed the playoffs.

Johnston, a native of Birch Hills, Sask., played seven NHL seasons as a defenseman with the Minnesota North Stars and California Golden Seals from 1967-1974. After his playing career, he returned to coach his alma mater, the University of Denver, leading the Pioneers to the Western Collegiate Hockey Association title in 1977-78. As a player, Johnston captured a National Collegiate Athletic Association title with Denver.

Johnston joined the Colorado Rockies (NHL) as assistant general manager and assistant coach on May 4, 1981, and served as the team's head coach for the final 56 games of the 1981-82 season. After the team moved to New Jersey in 1982, he remained with the Devils as an assistant coach until November 1983, and was later named director of player personnel, a position he held for 10 years.

During his time leading the Devils' scouting department, the team drafted, among others, Martin Brodeur, Bill Guerin, Brendan Shanahan, Mike Dunham, Sean Burke, Scott Niedermayer, Brian Rolston, Kirk Muller and Kirk McLean. At the international level, Johnston led Team Canada as head coach in the 1978 (bronze), 1979 (fourth) and 1982 (bronze) World Championships. He also represented Canada in the 1964 and 1968 Olympic Games as a player, serving as team captain for the bronze medal-winning team in 1968. Johnston was named to the International Hockey Hall of Fame in 1998.



TONY MacDONALD

DIRECTOR OF AMATEUR SCOUTING

Tony MacDonald is in his seventh season as the Hurricanes' director of amateur scouting and his 20th season as a scout with the organization. MacDonald oversees the Hurricanes' amateur scouting department and is responsible for the team's annual draft. The Hurricanes' 2006 Stanley Cup Championship was the first of MacDonald's career.

MacDonald has been a part of the Hurricanes scouting staff that has selected many of the players that form the core of the current team. He helped Carolina select players including Eric Staal and Cam Ward, and was director of the amateur scouting department for the 2011 NHL Draft when the team chose Jeff Skinner, who won the Calder Trophy the following spring. Other players added to the organization during MacDonald's first six drafts as director of amateur scouting from 2008 through 2013 include Justin Faulk, Ryan Murphy, Elias Lindholm, Zac Dalpe and Zach Boychuk.

MacDonald first joined the NHL in 1988, when he accepted a scouting position with the Los Angeles Kings. After two seasons with the Kings, he returned to the OHL as an advisor with the Guelph Storm.

MacDonald began his hockey career as a coach and general manager for the Prescott Barons, Rockland Ramparts and Brockville Braves. He moved on to become Director of Scouting for the Windsor Spitfires of the Ontario Hockey League (OHL) in 1982.



BRIAN TATUM

VICE PRESIDENT OF TEAM OPERATIONS

Brian Tatum is in his 16th year with the Hurricanes. He was named vice president of team operations during the summer of 2012, after five years as senior director of team operations. As vice president of team operations, Tatum oversees the hockey operations and media relations departments, managing all of the responsibilities of the players, coaches and hockey staff in those areas, as well as continuing the roles he filled as the team services manager. Tatum served as the Hurricanes' team services manager from 2000-2006, and was responsible for the coordination of all of the team's travel, including accommodations, transportation and catering.

Before joining the team's hockey staff, Tatum served as the Hurricanes' ticket sales manager. He joined the organization in 1997 after earning a master's degree in sports management from North Carolina State University. Tatum earned his undergraduate degree from UNC-Wilmington, where he was an infielder on the Seahawks' baseball team.

Tatum was raised in Raleigh and was a standout baseball and basketball player at Broughton High School. He and his wife, Liz, reside in Raleigh.



MIKE AMENDOLA

EXECUTIVE VICE PRESIDENT / CHIEF FINANCIAL OFFICER

Mike Amendola is in his 33rd year with the franchise, making him the longest-tenured front office employee in the Carolina Hurricanes organization. As executive vice president and chief financial officer, he is responsible for all financial, sales, human resources and information technology areas for the Carolina Hurricanes and PNC Arena. In addition, Amendola also oversees the financial operations of the other entities of Gale Force Holdings, which include the Florida Everblades, Germain Arena, Plymouth Whalers and Compuware Arena.

Amendola first joined the organization in 1981, and previously held the titles of senior accountant, controller, treasurer and vice president of finance and administration. On July 18, 2005, he was named an alternate governor, giving him the ability to represent the club at NHL Board of Governors meetings.

Amendola received an undergraduate degree in business and economics from Lehigh University in 1976, and an advanced degree in accounting from the University of Miami in 1979. He is a member of the American Institute of C.P.A.s, the North Carolina Association of C.P.A.s and the Connecticut Society of C.P.A.s.

Amendola and his wife, Roberta, have two children, Michael Jr. and Chiara.



DAVIN OLSEN

EXECUTIVE VICE PRESIDENT / GENERAL MANAGER, PNC ARENA

Davin Olsen is in his 17th year with the franchise. Olsen oversees the daily operations and functions held at PNC Arena. He contracts, schedules and coordinates all logistical and technical aspects of events that take place at the arena.


While he is based in Raleigh, Olsen also consults on other Gale Force Holdings ventures, including Germain Arena in Ft. Myers, Fla., and Compuware Arena in Plymouth, Mich. Prior to joining the Hurricanes, Olsen served as the director of recreational facilities at the University of North Carolina at Charlotte. With more than 25 years of experience in arena management, Olsen has also administered the New Haven Coliseum, the Hartford Civic Center and UNC-Charlotte.

Olsen and his wife, Marci, reside in Apex. He has two sons: Davin (21) and Jason (17).


HOCKEY OPERATIONS



**JORGE
ALVES**
EQUIPMENT MANAGER



**DOUG
BENNETT**
ASSISTANT ATHLETIC TRAINER



**SKIP
CUNNINGHAM**
EQUIPMENT MANAGER



**SHELDON
FERGUSON**
AMATEUR SCOUT



**BOB
GORMAN**
EQUIPMENT MANAGER



**KYLE
HANLIN**
DIRECTOR OF MEDIA RELATIONS
AND BROADCASTING



**DAVE
HUNTER**
PRO SCOUT



**MARI
JETER**
EXECUTIVE ASSISTANT TO THE
PRESIDENT AND GENERAL MANAGER



**ROBERT
KRON**
EUROPEAN SCOUT



**BOB
LUCCINI**
AMATEUR SCOUT



**BERT
MARSHALL**
AMATEUR SCOUT



**GENE
REILLY**
PRO SCOUT



**MIKE
SUNDHEIM**
SENIOR DIRECTOR OF
COMMUNICATIONS



**DARREN
YORKE**
VIDEO SCOUT/HOCKEY
OPERATIONS ASSISTANT



JOHN FORSLUND

TELEVISION PLAY-BY-PLAY

John Forslund is in his 19th season as the Hurricanes' television play-by-play announcer, his 23rd year with the club and his 30th year in professional hockey. In addition to calling all the exciting NHL hockey action on Hurricanes television broadcasts, Forslund will also continue to serve as a play-by-play announcer for nationally televised broadcasts of regular season and playoff games on NBC Sports Network and as a contributor for the NHL Network.

In addition to his hockey work, Forslund also has experience covering Atlantic Coast Conference and Southern Conference basketball for FOX Sports Net. In 2003, Forslund won Telly awards for Forslund Focus, part of the Hurricanes' in-game presentation, and "Raisin' Canes," the home video celebrating the Hurricanes' 2002 playoff run. Forslund has also earned Mid-South Emmy Awards for Hurricanes broadcasts in 2007 and 2009.

Forslund first joined the organization for the 1991-92 season as the public relations director, a position he held for four seasons. During his tenure, Forslund also served as the Hartford Whalers' color analyst on the Whalers Radio Network. Prior to his appointment in Hartford, Forslund handled the television and radio broadcasts for the Springfield Indians of the American Hockey League from 1984-1991. He was recognized as one of the AHL's top publicists/announcers when he received the Ken McKenzie Award in 1989.

Forslund serves as host of the Jimmy V Celebrity Golf Classic Gala, an annual event to raise money and awareness for pediatric cancer research, and is on the board of directors for Spare Some for Autism. He is also involved with the Make-A-Wish Foundation, March of Dimes, Genesis Home, Food Bank of North Carolina and the Crohn's and Colitis Foundation.

A graduate of Springfield College, Forslund went on to earn his master's degree in athletic management from Adelphi University. John and his wife, Natalie, reside in Apex. They have two daughters, Erika and Kara, and a son, Matthew.



CHUCK KAITON

RADIO PLAY-BY-PLAY

Chuck Kaiton has been the team's radio play-by-play announcer since the organization joined the NHL in the 1979-80 season. The Hockey Hall of Fame announced on May 28, 2004, that Kaiton had been named the 2004 winner of the Foster Hewitt Award, given annually to National Hockey League broadcasters who make outstanding contributions to their profession during their careers. Kaiton became the 26th NHL broadcaster to receive the distinction since the Hall of Fame began recognizing broadcasters in 1984. He received the award following the Hockey Hall of Fame induction ceremonies in Toronto on Nov. 8, 2004.

In addition to his work with the team, Kaiton has served as the president of the NHL Broadcasters Association for the past 27 years (1986-2013). A graduate of the University of Michigan, Kaiton began his broadcasting career in 1969 announcing Wolverine sports. In 1975, he went on to cover the University of Wisconsin sports teams and was named Wisconsin's Sportscaster of the Year in 1979.

Chuck and his wife, Mary, reside in Raleigh and have three sons—Nelson, Chuck and Russell—and three grandchildren.



TRIPP TRACY

TELEVISION ANALYST

Tripp Tracy is in his 15th season alongside John Forslund on the Hurricanes' television broadcasts. A former goaltender, Tracy was originally drafted by the Philadelphia Flyers in the 1993 NHL Entry Draft. After completing four seasons at Harvard University, Tracy signed a free agent contract with the Hurricanes in August 1996. He spent two seasons in the organization, playing for Richmond (ECHL), Springfield (AHL), New Haven (AHL) and Carolina (NHL). He retired in 1998 and accepted a position at CNN before returning to the organization for the 1998-99 season.

Tracy resides in Raleigh. He is involved in several charitable organizations in the Triangle, including the St. Baldrick's Foundation. He also serves on the board for Children's Charities at Adios and has participated in several Hurricanes Alumni events, including the 2012 and 2013 Alumni Fantasy games.



CHANTEL McCABE

SIDELINE REPORTER / HOST

Chantel McCabe is in her second season as sideline reporter and host for the Carolina Hurricanes, joining John Forslund and Tripp Tracy on the Hurricanes' television broadcasts. Prior to joining the Hurricanes, McCabe served as a general assignment reporter for WGGB-ABC 40 in Springfield, MA. Along with her work at ABC 40, the New Hampshire native had served as a sideline reporter for Major League Lacrosse (MLL), and covered events for the New England Sports Network (NESN) and Hockey East.

McCabe is a graduate of the University of New Hampshire, where she covered news, politics and sports for the school's student-run newspaper, The New Hampshire.

FULL-TIME STAFF

MEDICAL



**DR. MARTY
ISELL**
HEAD ORTHOPEDIC PHYSICIAN



**DR. TOM
LONG**
TEAM DENTIST



**DR. MIKE
PETERS**
TEAM OPTOMETRIST



**DR. GABRIEL
RICH**
TEAM DENTIST



**DR. JAY
STEVENS**
HEAD MEDICAL PHYSICIAN

ADMINISTRATION



**JANET
DAVIS**
RECEPTIONIST



**MARY LOU
RUETZ**
RECEPTIONIST



**AUSTIN
CALDWELL**
PREMIUM SERVICES
COORDINATOR



**KIM
CHANDLER**
PRODUCTION SUPERVISOR



**STEVE
CONGRESS**
DIRECTOR OF EVENT AND
GUEST SERVICES



**TANSLEY
COOKE**
TICKET OPERATIONS
REPRESENTATIVE

ARENA OPERATIONS



**ROB
DOUGLAS**
DIRECTOR OF PRODUCTION



**JARED
DUPRE**
ICE TECHNICIAN



**SUZANNE
GOLDEN**
DIRECTOR OF PREMIUM
SERVICES



**LINDSEY
HALL**
MARKETING COORDINATOR



**HILMAN
HUSKEY**
ARENA OFFICE MANAGER



**CHRIS
JOVINO**
ASSISTANT TICKET
OPERATIONS MANAGER



**ERIN
LATORE**
ARENA BOX OFFICE
MANAGER



**DAN
McGOWAN**
SENIOR DIRECTOR OF
OPERATIONS & FACILITIES



**BILL
NOWICKI**
VICE PRESIDENT OF TICKET
OPERATIONS



**CRYSTAL
PACE**
DIRECTOR OF ARENA
MARKETING



**LARRY
PERKINS**
VICE PRESIDENT OF GUEST
RELATIONS, PNC ARENA



**KATHERINE
PERRY**
SENIOR PREMIUM SERVICES
COORDINATOR



**CLINTON
PETERSON**
DIRECTOR OF SAFETY
AND SECURITY



**SEAN
SOLLACE**
FACILITIES SUPERVISOR



**JOE
SOUSA**
DIRECTOR OF ARENA
BOX OFFICE



**BARRY
STEIMAN**
PRODUCTION MANAGER



**APRIL
SYKES**
BOOKING/CUSTOMER CARE
COORDINATOR/EXECUTIVE
ASSISTANT



**ALAN
SYKES**
OPERATIONS SUPERVISOR

ARENA OPERATIONS CONTINUED



**MELVIN
TERRELL**
OPERATIONS MANAGER



**ERICA
TILLMAN**
TICKET OPERATIONS
SUPERVISOR



**ALAN
WOBBLETON**
DIRECTOR OF FACILITIES



**JARED
WRIGHT**
DIRECTOR OF PARKING
AND TRAFFIC



**MICHAEL
ARRINGTON**
ACCOUNTS PAYABLE



**CRYSTAL
DeDITIUS**
PAYROLL/ HUMAN
RESOURCES COORDINATOR



**PATTY
HILLIARD**
ACCOUNTS RECEIVABLE



**GLENN
JOHNSON**
VICE PRESIDENT OF
INFORMATION TECHNOLOGY



**LARRY
KELLY**
CLIENT/SERVER TECHNOLOGIST



**SHAUN
NICHOLSON**
ACCOUNTANT



**TEMIKA
SMITH-HARRIS**
ACCOUNTS RECEIVABLE



**KEITHA
STANLEY**
PAYROLL/ HUMAN
RESOURCES COORDINATOR

FOOD AND BEVERAGE



**WILLIAM
TAURIG**
SENIOR VICE PRESIDENT/
GENERAL COUNSEL



**STACEY
USTIN**
ASSISTANT TO THE CFO



**MYATT
WILLIAMS**
SYSTEMS ADMINISTRATOR



**PETE
AIELLO**
CHEF GARDE MANAGER



**DENNIS
ATKINSON**
EXECUTIVE SOUS CHEF



**GARY
BERRY**
COMMISSARY MANAGER



**BARBARA
COUCH**
ASSISTANT CONCESSIONS
MANAGER



**JORGE
CRUZ**
COMMISSARY SENIOR
SUPERVISOR



**MONICA
DAVENPORT**
CATERING ADMINISTRATIVE
COORDINATOR



**CHRIS
DIAMOND**
SENIOR DIRECTOR OF
VAB CATERING



**MICHAEL
FLOOD**
EXECUTIVE CHEF



**HOLLIE
HAWKINS**
SUITES FOOD & BEVERAGE
SUPERVISOR



**KEVIN
HEINTZ**
SOUS CHEF



**LORI
HOLTZ**
DIRECTOR OF SUITES
FOOD & BEVERAGE



**LECAN
HUYNH**
BANQUET CHEF



**FRANKIE
McGEE**
CATERING MANAGER



**CINDY
MEDLIN**
CONCESSION ADMINISTRATIVE
COORDINATOR



**JIM
O'BRIEN**
CONCESSIONS MANAGER

FULL-TIME STAFF

FOOD AND BEVERAGE CONTINUED



RICK RHODES
DIRECTOR OF CONCESSIONS



SKIP ROACH
ASSISTANT CATERING
MANAGER



KATRINA RYAN
DIRECTOR OF CATERING



BEN AYCOCK
SENIOR DIRECTOR OF
MARKETING AND BRAND
DEVELOPMENT



LAUREN BAXTER
MANAGER OF CREATIVE
SERVICES



GEORGE BROWN
MASCOT COORDINATOR



CHRIS BURNS
PRODUCER, GALE FORCE MEDIA,
CANESVISION & WOLFPACK TV



RACHEL CANNON
GRAPHICS PRODUCER,
GALE FORCE MEDIA,
CANESVISION & WOLFPACK TV



JON CHASE
DIRECTOR OF COMMUNITY
RELATIONS & PROMOTIONS



COOP ELIAS
SOCIAL MEDIA SPECIALIST



GREGG FORWERCK
TEAM PHOTOGRAPHER



AMBER JAYE
CAROLINA HURRICANES HOST



LOGAN McDONALD
PRODUCER, GALE FORCE MEDIA,
CANESVISION & WOLFPACK TV



RYAN O'QUINN
PROMOTIONS & FAN
DEVELOPMENT COORDINATOR



GABBY PINTO
COMMUNITY RELATIONS
COORDINATOR



ANDREW ROMAN
SENIOR GRAPHIC DESIGNER



STEPHEN RUTHERFORD
DIRECTOR OF CANESVISION
& IN-GAME MARKETING



DON SILL
SENIOR PRODUCER, GALE FORCE
MEDIA, CANESVISION
& WOLFPACK TV



MICHAEL SMITH
WEB PRODUCER



ARIELLE STOUT
MARKETING COORDINATOR



STORMY
ICE HOG



DOUG WARF
VICE PRESIDENT OF MARKETING/
EXECUTIVE DIRECTOR OF KIDS
'N COMMUNITY FOUNDATION



SHANE WILLIS
YOUTH AND AMATEUR
HOCKEY COORDINATOR

MERCHANDISE



JAMES BLITCH
DIRECTOR OF MERCHANDISE

SALES



**PETERSON
AVETTA**
DIRECTOR OF TICKET SALES



**JIM
BALLWEG**
VICE PRESIDENT OF CORPORATE
PARTNERSHIPS



**MARIE
BOBALIK**
CLIENT SERVICES
COORDINATOR



**JUSTIN
BUCK**
SENIOR GROUP SALES
REPRESENTATIVE



**RICH
DAVIS**
SENIOR GROUP SALES
REPRESENTATIVE



**RICK
FRANCIS**
SENIOR CORPORATE
SALES EXECUTIVE



**BRIAN
FRIEDHABER**
CLIENT RELATIONS
REPRESENTATIVE



**JOHNNY
GILL**
SENIOR CORPORATE
SALES EXECUTIVE



**BRIAN
KAPUSTA**
HURRICANES GROUP
SALES MANAGER



**JONATHAN
KRAMER**
ACCOUNT EXECUTIVE/
BUSINESS DEVELOPMENT



**MIKE
MILLER**
ACCOUNT EXECUTIVE/
BUSINESS DEVELOPMENT



**GREG
PERNA**
ACCOUNT EXECUTIVE/
BUSINESS DEVELOPMENT



**KYLE
PRAIRIE**
VICE PRESIDENT OF
TICKET SALES



**KAREN
PRINCE**
TICKET SALES ASSISTANT



**BRIAN
SLAIS**
PNC ARENA GROUP SALES
MANAGER



**CODY
SMITH**
CLIENT RELATIONS
REPRESENTATIVE



**JOE
WELCH**
CLIENT RELATIONS
REPRESENTATIVE



**TODD
YUNKER**
SENIOR CORPORATE SALES
EXECUTIVE





PLAYERS

2013-14 Team Roster with Stats, Records and Career Highlights


2013-14 ROSTER

BY NUMBER

NO.	PLAYER	POS.	HT.	WT.	S/C	BIRTHPLACE	BIRTHDATE	HOW ACQUIRED
4	SEKERA, Andrej	D	6'0"	201	Left	Bojnice, Slovakia	6/8/1986	Trade w/ BUF (6/13)
5	KOMISAREK, Mike	D	6'4"	235	Right	West Islip, NY	1/19/1982	Free Agent (7/13)
6	GLEASON, Tim	D	6'0"	217	Left	Clawson, MI	1/29/1983	Trade w/ LA (9/06)
7	MURPHY, Ryan	D	5'11"	185	Right	Aurora, Ont.	3/31/1993	Draft '11 (1-12-1)
8	WESTGARTH, Kevin	RW	6'4"	234	Right	Amherstburg, Ont.	2/7/1984	Trade w/ LA (1/13)
11	STAAL, Jordan	C	6'4"	220	Left	Thunder Bay, Ont.	9/10/1988	Trade w/ PIT (6/12)
12	STAAL, Eric	C	6'4"	205	Left	Thunder Bay, Ont.	10/29/1984	Draft '03 (1-2-1)
13	STAAL, Jared	RW	6'4"	210	Right	Thunder Bay, Ont.	8/21/1990	Trade w/ PHX (5/10)
14	GERBE, Nathan	LW	5'5"	178	Left	Oxford, MI	7/24/1987	Free Agent (7/13)
15	RUUTU, Tuomo	W	6'0"	205	Left	Vantaa, Finland	2/16/1983	Trade w/ CHI (2/08)
16	LINDHOLM, Elias	C/RW	6'1"	192	Right	Boden, Sweden	12/2/1994	Draft '13 (1-5-1)
19	TLUSTY, Jiri	LW	6'0"	209	Left	Slany, Czech Republic	3/16/1988	Trade w/ TOR (12/09)
20	NASH, Riley	C	6'1"	200	Right	Consort, Alb.	5/9/1989	Trade w/ EDM (6/10)
21	BOWMAN, Drayson	LW	6'1"	195	Left	Grand Rapids, MI	3/8/1989	Draft '07 (2-72-3)
22	DALPE, Zac	RW	6'1"	195	Right	Paris, Ont.	11/1/1989	Draft '08 (2-45-2)
23	WELSH, Jeremy	C/LW	6'3"	210	Left	Bayfield, Ont.	4/30/1988	Free Agent (4/12)
25	PITKANEN, Joni	D	6'3"	220	Left	Oulu, Finland	9/19/1983	Trade w/ EDM (7/08)
27	FAULK, Justin	D	6'0"	215	Right	South St. Paul, MN	3/20/1992	Draft '10 (2-37-2)
28	SEMIN, Alexander	RW	6'2"	209	Right	Krasnoyarsk, Russia	3/3/1984	Free Agent (7/12)
30	WARD, Cam	G	6'1"	185	Left	Saskatoon, Sask.	2/29/1984	Draft '02 (1-25-1)
31	KHUDBIN, Anton	G	5'11"	203	Left	Ust-Kamenogorsk, Kaz.	5/7/1986	Free Agent (7/13)
32	BOYCHUK, Zach	C/W	5'10"	185	Left	Airdrie, Alb.	10/4/1989	Draft '08 (1-14-1)
33	FLOOD, Mark	D	6'1"	195	Right	Charlottetown, PEI	9/29/1984	Free Agent (7/13)
34	Di GIUSEPPE, Phil	LW	6'0"	197	Left	Maple, Ont.	10/9/1993	Draft '12 (1-38-2)
35	PETERS, Justin	G	6'1"	210	Left	Blyth, Ont.	8/30/1986	Draft '04 (2-38-2)
37	PALUSHAJ, Aaron	W	6'0"	187	Right	Livonia, MI	9/7/1989	Free Agent (7/13)
38	CORRENTE, Matt	D	6'0"	205	Right	Mississauga, Ont.	3/17/1988	Free Agent (7/13)
39	DWYER, Patrick	RW	5'11"	175	Right	Spokane, WA	6/22/1983	Free Agent (7/06)
40	ALTSHULLER, Daniel	G	6'3"	200	Left	Ottawa, Ont.	7/24/1994	Draft '12 (3-69-3)
41	BIEGA, Danny	D	6'0"	205	Right	Montreal, Que.	9/29/1991	Draft '10 (4-67-3)
42	SUTTER, Brett	C/LW	6'0"	200	Left	Viking, Alb.	6/2/1987	Trade w/ CGY (11/10)
43	KARLSSON, Erik	LW	6'0"	170	Left	Lerum, Sweden	7/28/1994	Draft '12 (4-99-4)
44	HARRISON, Jay	D	6'4"	220	Left	Oshawa, Ont.	11/3/1982	Free Agent (7/09)
45	LOWE, Keegan	D	6'2"	195	Left	Greenwich, CT	3/29/1993	Draft '11 (3-73-3)
46	CARRICK, Trevor	D	6'2"	180	Left	Stouffville, Ont.	7/4/1994	Draft '12 (5-115-4)
47	JORDAN, Michal	D	6'1"	195	Left	Zlin, Czech Republic	7/17/1990	Draft '08 (3-105-4)
48	SUTTER, Brody	C	6'5"	203	Right	Viking, Alb.	9/26/1991	Draft '11 (6-193-7)
49	RASK, Victor	C	6'2"	200	Left	Leksand, Sweden	3/1/1993	Draft '11 (2-42-2)
51	McGINN, Brock	LW	5'11"	185	Left	Fergus, Ont.	2/2/1994	Draft '12 (2-47-2)
52	SHUGG, Justin	RW	5'11"	185	Right	Niagara Falls, Ont.	12/24/1991	Draft '10 (6-105-4)
53	SKINNER, Jeff	LW	5'11"	200	Left	Markham, Ont.	5/16/1992	Draft '10 (1-7-1)
54	PESCE, Brett	D	6'3"	190	Right	Tarrytown, NY	11/15/1994	Draft '13 (2-66-3)
55	LEVI, Austin	D	6'4"	212	Left	Columbus, OH	2/16/1992	Draft '10 (5-85-3)
56	WOODS, Brendan	LW/C	6'3"	215	Left	Humboldt, Sask.	6/11/1992	Draft '12 (7-129-5)
57	KIVISTO, Tommi	D	6'2"	200	Left	Vantaa, Finland	6/7/1991	Draft '09 (6-208-7)
58	TERRY, Chris	LW	5'10"	195	Left	Brampton, Ont.	4/7/1989	Draft '07 (4-132-5)
60	OLSON, Collin	G	6'3"	205	Left	Burnsville, MN	4/4/1994	Draft '12 (8-159-6)
61	TOLCHINSKY, Sergey	LW	5'8"	165	Left	Moscow, Russia	2/3/1995	Free Agent (8/13)
62	RISSANEN, Rasmus	D	6'3"	217	Left	Kuopio, Finland	7/13/1991	Draft '09 (5-178-6)
64	SCHMITZ, Beau	D	5'10"	195	Right	Howell, MI	3/26/1991	Free Agent (4/12)
65	HAINSEY, Ron	D	6'3"	210	Left	Bolton, CT	3/24/1981	Free Agent (9/13)
67	PEDERSEN, Brent	LW	6'2"	205	Left	Kitchener, Ont.	7/5/1995	Draft '13 (3-126-5)
68	GANLY, Tyler	D	6'1"	201	Right	Milton, Ont.	3/22/1995	Draft '13 (4-156-6)
70	MURPHY, Mike	G	5'11"	172	Left	Kingston, Ont.	1/15/1989	Draft '08 (4-165-6)
72	BLANCHARD, Nicolas	W	6'3"	205	Left	Granby, Que.	5/31/1987	Draft '05 (8-192-6)
73	BELLEMORE, Brett	D	6'4"	225	Right	Windsor, Ont.	6/25/1988	Draft '07 (5-162-6)
	COLLIER, Brendan	LW	5'9"	176	Left	Charlestown, MA	10/8/1993	Draft '12 (9-189-7)
	DADONOV, Evgenii	LW	5'11"	184	Left	Chelyabinsk, Russia	3/12/1989	Trade w/ FLA (1/12)
	HOFMANN, Gregory	C	6'0"	178	Left	Tramelan, Switzerland	11/13/1992	Draft '11 (4-103-4)
	OSALA, Oskar	LW	6'4"	219	Left	Vaasa, Finland	12/26/1987	Trade w/ WSH (3/10)
	SLAVIN, Jaccob	D	6'1"	180	Left	Erie, CO	5/1/1994	Draft '12 (6-120-4)

BY NAME

NO.	PLAYER	POS.	HT.	WT.	S/C	BIRTHPLACE	BIRTHDATE	HOW ACQUIRED
40	ALTSHULLER, Daniel	G	6'3"	200	Left	Ottawa, Ont.	7/24/1994	Draft '12 (3-69-3)
73	BELLEMORE, Brett	D	6'4"	225	Right	Windsor, Ont.	6/25/1988	Draft '07 (5-162-6)
41	BIEGA, Danny	D	6'0"	205	Right	Montreal, Que.	9/29/1991	Draft '10 (4-67-3)
72	BLANCHARD, Nicolas	W	6'3"	205	Left	Granby, Que.	5/31/1987	Draft '05 (8-192-6)
21	BOWMAN, Drayson	LW	6'1"	195	Left	Grand Rapids, MI	3/8/1989	Draft '07 (2-72-3)
32	BOYCHUK, Zach	C/W	5'10"	185	Left	Airdrie, Alb.	10/4/1989	Draft '08 (1-14-1)
46	CARRICK, Trevor	D	6'2"	180	Left	Stouffville, Ont.	7/4/1994	Draft '12 (5-115-4)
	COLLIER, Brendan	LW	5'9"	176	Left	Charlestown, MA	10/8/1993	Draft '12 (9-189-7)
38	CORRENTE, Matt	D	6'0"	205	Right	Mississauga, Ont.	3/17/1988	Free Agent (7/13)
	DADONOV, Evgenii	LW	5'11"	184	Left	Chelyabinsk, Russia	3/12/1989	Trade w/ FLA (1/12)
22	DALPE, Zac	RW	6'1"	195	Right	Paris, Ont.	11/1/1989	Draft '08 (2-45-2)
34	Di GIUSEPPE, Phil	LW	6'0"	197	Left	Maple, Ont.	10/9/1993	Draft '12 (1-38-2)
39	DWYER, Patrick	RW	5'11"	175	Right	Spokane, WA	6/22/1983	Free Agent (7/06)
27	FAULK, Justin	D	6'0"	215	Right	South St. Paul, MN	3/20/1992	Draft '10 (2-37-2)
33	FLOOD, Mark	D	6'1"	195	Right	Charlottetown, PEI	9/29/1984	Free Agent (7/13)
68	GANLY, Tyler	D	6'1"	201	Right	Milton, Ont.	3/22/1995	Draft '13 (4-156-6)
14	GERBE, Nathan	LW	5'5"	178	Left	Oxford, MI	7/24/1987	Free Agent (7/13)
6	GLEASON, Tim	D	6'0"	217	Left	Clawson, MI	1/29/1983	Trade w/ LA (9/06)
65	HAINSEY, Ron	D	6'3"	210	Left	Bolton, CT	3/24/1981	Free Agent (9/13)
44	HARRISON, Jay	D	6'4"	220	Left	Oshawa, Ont.	11/3/1982	Free Agent (7/09)
	HOFMANN, Gregory	C	6'0"	178	Left	Tramelan, Switzerland	11/13/1992	Draft '11 (4-103-4)
47	JORDAN, Michal	D	6'1"	195	Left	Zlin, Czech Republic	7/17/1990	Draft '08 (3-105-4)
43	KARLSSON, Erik	LW	6'0"	170	Left	Lerum, Sweden	7/28/1994	Draft '12 (4-99-4)
31	KHUDBOIN, Anton	G	5'11"	203	Left	Ust-Kamenogorsk, Kaz.	5/7/1986	Free Agent (7/13)
57	KIVISTO, Tommi	D	6'2"	200	Left	Vantaa, Finland	6/7/1991	Draft '09 (6-208-7)
5	KOMISAREK, Mike	D	6'4"	235	Right	West Islip, NY	1/19/1982	Free Agent (7/13)
55	LEVI, Austin	D	6'4"	212	Left	Columbus, OH	2/16/1992	Draft '10 (5-85-3)
16	LINDHOLM, Elias	C/RW	6'1"	192	Right	Boden, Sweden	12/2/1994	Draft '13 (1-5-1)
45	LOWE, Keegan	D	6'2"	195	Left	Greenwich, CT	3/29/1993	Draft '11 (3-73-3)
51	McGINN, Brock	LW	5'11"	185	Left	Fergus, Ont.	2/2/1994	Draft '12 (2-47-2)
70	MURPHY, Mike	G	5'11"	172	Left	Kingston, Ont.	1/15/1989	Draft '08 (4-165-6)
7	MURPHY, Ryan	D	5'11"	185	Right	Aurora, Ont.	3/31/1993	Draft '11 (1-12-1)
20	NASH, Riley	C	6'1"	200	Right	Consort, Alb.	5/9/1989	Trade w/ EDM (6/10)
60	OLSON, Collin	G	6'3"	205	Left	Burnsville, MN	4/4/1994	Draft '12 (8-159-6)
	OSALA, Oskar	LW	6'4"	219	Left	Vaasa, Finland	12/26/1987	Trade w/ WSH (3/10)
37	PALUSHAJ, Aaron	W	6'0"	187	Right	Livonia, MI	9/7/1989	Free Agent (7/13)
67	PEDERSEN, Brent	LW	6'2"	205	Left	Kitchener, Ont.	7/5/1995	Draft '13 (3-126-5)
54	PESCE, Brett	D	6'3"	190	Right	Tarrytown, NY	11/15/1994	Draft '13 (2-66-3)
35	PETERS, Justin	G	6'1"	210	Left	Blyth, Ont.	8/30/1986	Draft '04 (2-38-2)
25	PITKANEN, Joni	D	6'3"	220	Left	Oulu, Finland	9/19/1983	Trade w/ EDM (7/08)
49	RASK, Victor	C	6'2"	200	Left	Leksand, Sweden	3/1/1993	Draft '11 (2-42-2)
62	RISSANEN, Rasmus	D	6'3"	217	Left	Kuopio, Finland	7/13/1991	Draft '09 (5-178-6)
15	RUUTU, Tuomo	W	6'0"	205	Left	Vantaa, Finland	2/16/1983	Trade w/ CHI (2/08)
64	SCHMITZ, Beau	D	5'10"	195	Right	Howell, MI	3/26/1991	Free Agent (4/12)
4	SEKERA, Andrej	D	6'0"	201	Left	Bojnice, Slovakia	6/8/1986	Trade w/ BUF (6/13)
28	SEMIN, Alexander	RW	6'2"	209	Right	Krasnoyarsk, Russia	3/3/1984	Free Agent (7/12)
52	SHUGG, Justin	RW	5'11"	185	Right	Niagara Falls, Ont.	12/24/1991	Draft '10 (6-105-4)
53	SKINNER, Jeff	LW	5'11"	200	Left	Markham, Ont.	5/16/1992	Draft '10 (1-7-1)
	SLAVIN, Jaccob	D	6'1"	180	Left	Erie, CO	5/1/1994	Draft '12 (6-120-4)
12	STAAL, Eric	C	6'4"	205	Left	Thunder Bay, Ont.	10/29/1984	Draft '03 (1-2-1)
13	STAAL, Jared	RW	6'4"	210	Right	Thunder Bay, Ont.	8/21/1990	Trade w/ PHX (5/10)
11	STAAL, Jordan	C	6'4"	220	Left	Thunder Bay, Ont.	9/10/1988	Trade w/ PIT (6/12)
42	SUTTER, Brett	C/LW	6'0"	200	Left	Viking, Alb.	6/2/1987	Trade w/ CGY (11/10)
48	SUTTER, Brody	C	6'5"	203	Right	Viking, Alb.	9/26/1991	Draft '11 (6-193-7)
58	TERRY, Chris	LW	5'10"	195	Left	Brampton, Ont.	4/7/1989	Draft '07 (4-132-5)
61	TOLCHINSKY, Sergey	LW	5'8"	165	Left	Moscow, Russia	2/3/1995	Free Agent (8/13)
19	TLUSTY, Jiri	LW	6'0"	209	Left	Slany, Czech Republic	3/16/1988	Trade w/ TOR (12/09)
30	WARD, Cam	G	6'1"	185	Left	Saskatoon, Sask.	2/29/1984	Draft '02 (1-25-1)
23	WELSH, Jeremy	C/LW	6'3"	210	Left	Bayfield, Ont.	4/30/1988	Free Agent (4/12)
8	WESTGARTH, Kevin	RW	6'4"	234	Right	Amherstburg, Ont.	2/7/1984	Trade w/ LA (1/13)
56	WOODS, Brendan	LW/C	6'3"	215	Left	Humboldt, Sask.	6/11/1992	Draft '12 (7-129-5)



PATRICK DWYER 39



Right Wing • Shoots Right

5'11" • 175 lbs.

6/22/83 • Spokane, WA

Acquired: 7/7/06, Signed as a free agent

2012-13 Team: Carolina

Drafted: Atlanta 2002 (3-116-4)

HIGHLIGHTS

NHL FIRSTS:

Game: 11/2/08; 6-4 CAR W vs. TOR

Point: 11/28/08; 3-2 CAR OT W vs. PHI (goal)

Goal: 11/28/08; 3-2 CAR OT W vs. PHI (Biron)

NHL HIGHS:

Goals: 2 (11/14/11; 5-3 CAR L vs. PHI)

Assists: 1-30x (Last: 4/27/13; 8-3 CAR L at PIT)

Points: 2-7x (Last: 3/12/13; 4-0 CAR W at WSH)

Penalty Min: 7 (3/18/12; 4-3 CAR W at WPG)

Goal Streak: 2 games-4x (Last: 3/12/13-3/14/13: 2g)

Assist Streak: 3 games (1/7/11-1/11/11: 3a)

Point Streak: 3 games (1/7/11-1/11/11: 0g, 3a)

CAREER STATS

YEAR	TEAM	LEAGUE	REGULAR SEASON					PLAYOFFS				
			GP	G	A	TP	PIM	GP	G	A	TP	PIM
2001-02 (a)	Western Michigan	CCHA	38	17	17	34	26	—	—	—	—	—
2002-03	Western Michigan	CCHA	33	9	10	19	20	—	—	—	—	—
2003-04	Western Michigan	CCHA	35	13	13	26	22	—	—	—	—	—
2004-05	Western Michigan	CCHA	36	6	16	22	56	—	—	—	—	—
	Gwinnett	ECHL	14	0	5	5	8	2	0	1	1	0
2005-06	Chicago	AHL	73	16	29	45	49	—	—	—	—	—
2006-07 (b)	Albany	AHL	79	16	25	41	39	5	0	1	1	5
2007-08	Albany	AHL	59	13	12	25	29	7	0	2	2	0
2008-09	Carolina	NHL	13	1	0	1	0	2	0	1	1	0
	Albany	AHL	62	24	16	40	29	—	—	—	—	—
2009-10	Carolina	NHL	58	7	5	12	6	—	—	—	—	—
	Albany	AHL	23	11	8	19	6	—	—	—	—	—
2010-11	Carolina	NHL	80	8	10	18	12	—	—	—	—	—
2011-12	Carolina	NHL	73	5	7	12	23	—	—	—	—	—
2012-13	Carolina	NHL	46	8	8	16	12	—	—	—	—	—
Hurricanes/NHL Totals (5 seasons)			270	29	30	59	53	2	0	1	1	0

(a) June 23, 2002—Selected by the Atlanta Thrashers in the 2002 NHL Entry Draft. Third Thrashers pick, 116th overall, fourth round.

(b) July 7, 2006—Signed by the Carolina Hurricanes as a free agent.


VS. NHL

CLUB	GP	G	A	PTS	PIM
ANA	5	0	0	0	2
BOS	14	3	2	5	4
BUF	14	0	0	0	2
CGY	3	0	1	1	0
CAR	0	0	0	0	0
CHI	3	0	0	0	2
COL	3	0	0	0	0
CBJ	2	0	0	0	0
DAL	5	0	0	0	0
DET	3	0	0	0	0
EDM	3	2	0	2	2
FLA	20	3	3	6	4
LA	2	0	0	0	0
MIN	3	0	1	1	2
MTL	14	0	2	2	4
NSH	4	0	0	0	0
NJ	13	2	0	2	2
NYI	11	2	3	5	0
NYR	14	1	2	3	2
OTT	16	2	2	4	2
PHI	15	5	0	5	4
PHX	3	1	0	1	0
PIT	12	1	4	5	6
STL	3	0	1	1	0
SJ	2	1	0	1	0
TB	20	0	0	0	4
TOR	14	3	2	5	0
VAN	2	0	0	0	0
WSH	24	3	2	5	0
WPG	23	0	5	5	11

PERSONAL

Patrick and his wife, Ashley, have a son named Ian (4), and daughter named Lillian (2)... They spend their summers in Minocqua, WI... Patrick was born in Spokane but moved to Great Falls, MT, at a very early age... He started playing hockey at the age of 5, and his first team was a house league squad in Montana... His father, who coached him until major juniors, was the biggest influence on his career... His favorite player growing up was Cam Neely... Patrick's first job was working as a cart boy at a grocery store... His favorite television show is River Monsters, favorite movie is Good Will Hunting and favorite magazines are The Hockey News and ESPN The Magazine... The most played artist on his iPod is George Strait... Patrick's favorite place to visit in the Triangle is North

Hills... His favorite meal is his wife's chicken fried steak... He enjoys fishing in the offseason... His favorite team outside of hockey is Green Bay (NFL)... Patrick is on Twitter with username @pattydwyer39... His favorite sport to play other than hockey is soccer... The person from history he would most like to meet is Abraham Lincoln... His favorite former teammate is Jared Ross... He wears number 39 because it was assigned to him after Tim Gleason took his previous number (42)... His favorite aspect of playing in the NHL is facing the stars of the sport on a nightly basis... His most memorable hockey moment was scoring his first NHL goal... Patrick's favorite road city is Boston, favorite road arena is Montreal's Bell Centre and favorite team to play against is Washington.



2012-13 SEASON


Completed his fifth NHL season with Carolina, ranking seventh on the team in scoring with 16 points (8g, 8a) in 46 games played... Was second among Carolina forwards in blocked shots (28) and fourth in hits (57)... Ranked second among team forwards in shorthanded time on ice (2:07 per game)... Was selected by the Carolina chapter of the Professional Hockey Writers Association as the recipient of the 2012-13 Josef Vasecek Award for cooperation with the local media... Netted his first goal of season in the season opener at FLA (1/19)... Registered his sixth career multi-point game (1g, 1a) at TOR (2/4)... Earned an assist for the

second consecutive game and was a season-high (+3) vs. FLA (3/2)... Scored a shorthanded goal, earned an assist and matched his season high with a (+3) at WSH (3/12)... Played in his 200th NHL game at WPG (3/30)... Skated a season-high 20:08 of ice time vs. NYR (4/6)... Games missed due to injury: 2 (lower body: 4/9-4/11)... **Longest goal streak:** 2 games (2/2-2/4: 2g, 1a; 3/12-3/13: 2g, 1a)... **Longest assist streak:** 2 games (2/28-3/2: 0g, 2a)... **Longest point streak:** 2 games (2/2-2/4: 2g, 1a; 2/28-3/2: 0g, 2a; 3/12-3/14: 2g, 1a)... **Multi-point games:** 2 (last: 3/12 at WSH: 1g, 1a).

CAREER

Enters his sixth NHL season and sixth with the Hurricanes... Signed a two-year contract extension with Carolina on Sept. 5, 2012, which runs through the 2014-15 season... Was originally selected by the Atlanta Thrashers in the fourth round of the 2002 NHL Entry Draft, but signed with Carolina as a free agent in July 2006... Represented the United States at the 2012 IIHF World Championship, notching three points (1g, 2a) in eight games... **2001-02:** Was selected as the CCHA Rookie of the Year following his freshman season at Western Michigan, when he had 17 goals and 17 assists (34 points) in 38 games... Was also named to the CCHA All-Rookie Team... **2002-03:** Had 19 points (9g, 10a) in 33 games for the Broncos... **2003-04:** Netted 13 goals and had 13 assists (26 points) in 35 games to rank fifth among Broncos skaters in scoring as a junior for Western Michigan... **2004-05:** Had 22 points in his final collegiate season... Completed his college career with 101 points (45g, 56a) in 142 games... Made his professional debut with the Gwinnett Gladiators (ECHL) following the conclusion of his senior season at Western Michigan... Had five assists in 14 games with Gwinnett... **2005-06:** Completed his first full professional season, tallying 16 goals and 29 assists (45 points) and registering a plus-15 plus/minus rating for the Chicago Wolves of the American Hockey League... Ranked fifth among Wolves skaters in points, fifth in assists and tied for third in plus/minus... **2006-07:** Was fifth among River Rats in scoring with 41 points (16g, 25a) in 79 games... Was fifth on the team in goals (16) and tied for fourth in assists (25)... Established AHL career-high in games played (79) and matched his then-career-high in goals (16)... **2007-08:** Was fifth among River Rats in goals (13) and seventh in points (25) despite playing in just 59 of Albany's 80 games... Scored two goals, including his 100th career AHL point vs. Binghamton (2/27)... Played in his 200th career AHL game vs. Worcester (3/1)... Was named Albany's team captain prior to its game vs. Portland (3/12) and served as the River Rats' captain during the playoffs... Was recalled to Carolina on 3/15 but did not play in a game with the Hurricanes, returning to Albany on 3/17... Returned to Albany's lineup for Game 1 of the Calder Cup Playoffs vs. Philadelphia (4/14) after missing the final six games of the regular season due to injury... **2008-09:** Completed his fourth full professional season, making his NHL debut with Carolina... Served three stints with Carolina, totaling one goal and averaging 8:33 of ice time per game in 13 contests... Made his NHL debut vs. TOR (11/2), skating 14:10 of ice time... Scored his first NHL goal, deflecting Pitkanen's shot past Niittymäki at 15:00 of the second period at PHI (11/28)... Was second

among Albany skaters in goals (24) and fourth among River Rats in points (40), skating in 62 games on the AHL level... Led Albany with three shorthanded goals and ranked tied for second on the team with six power-play goals... Took over as Albany's captain following Tim Conboy's call-up and registered a four-point game (1g, 3a) vs. Norfolk (12/5)... Recorded a hat trick for Albany at Syracuse (3/21)... Completed his first NHL playoff season with Carolina, skating in two games... Made his Stanley Cup Playoff debut and earned an assist on the goal by Patrick Eaves in Game 2 at PIT (5/21)... **2009-10:** Established then-career highs in games played (58), goals (7), assists (5) and points (12)... Played 23 AHL games for Albany and was tied for the River Rats' lead in goals (11) and tied for second on the team in points (19) at the time of his third recall on 12/15... Remained in the NHL the rest of the season... Was fourth among Hurricanes forwards in hits (108)... Earned his first career NHL assist on the goal by Kostopoulos at NYR (1/2)... Scored his first career game-winner when he tipped Joni Pitkanen's shot past Jonas Gustavsson at 15:34 of the third period at TOR (1/12)... Took his first NHL penalty (hooking) in his 38th NHL game, at PHI (1/23)... Netted his seventh goal of the season and assisted on Cole's goal at BOS (4/10) for his first career multi-point game... **2010-11:** Established career highs in games played (80), goals (8), assists (10) and points (18) in a season, averaging 12:34 of ice time per game... Ranked fifth among Carolina skaters in hits (166) and was second among Carolina forwards in blocked shots (63)... Carolina was 7-1-2 when he tallied an assist... Earned his first point of the season with an assist on Sutter's game-winner against MIN (10/7) in the first game of the 2010 NHL Premiere in Helsinki... Netted his first career shorthanded goal at PHX (10/23)... Played in his 100th career NHL game, at FLA (12/15)... Surpassed his previous career high with his eighth goal of the season vs. NJ (2/19)... Missed two games due to injury... **2011-12:** Totaled 12 points (5g, 7a) in 73 games played... Ranked tied for third on the team in hits (129) and second among team forwards in blocked shots (62)... Scored two shorthanded goals for his first career two-goal game vs. PHI (11/14)... His second shorthanded tally came on a penalty shot, his first career penalty shot attempt and goal... Played in his 200th NHL game vs. LA (2/4)... Totaled a career-high seven penalty minutes, including a fighting major after sparring with Spencer Machacek at WPG (3/18)... Missed eight games due to injury (upper body: 12/27-1/6; lower body: 2/28-3/3)... Missed one game due to personal reasons (4/7).



JUSTIN FAULK 27



Defenseman • Shoots Right

6'0" • 215 lbs.

3/20/92 • South St. Paul, MN

Acquired: 2010 NHL Entry Draft

2012-13 Teams: Carolina (NHL), Charlotte (AHL)

Drafted: Carolina 2010 (2-37-2)

HIGHLIGHTS

NHL FIRSTS:

Game: 10/7/11; 5-1 CAR L vs. TB
Point: 11/20/11; 3-2 CAR W vs. TOR (assist)
Goal: 12/9/11; 4-2 CAR L at WPG (Mason)

NHL HIGHS:

Goals: 1-13x (Last: 4/20/13; 5-3 CAR L vs. PHI)
Assists: 2 (2/12/13; 4-2 CAR W at NJ)
Points: 2-2x (Last: 4/16/13; 3-2 CAR L at OTT)
Penalty Min: 7 (3/2/13; 6-2 CAR W vs. FLA)
Goal Streak: None
Assist Streak: 3 games-2x (Last: 4/13/13-4/18/13: 3a)
Point Streak: 4 games (4/13/13-4/20/13: 2g, 3a)

CAREER STATS

YEAR	TEAM	LEAGUE	REGULAR SEASON					PLAYOFFS				
			GP	G	A	TP	PIM	GP	G	A	TP	PIM
2007-08	South St. Paul	High-MN	26	6	15	21	32	—	—	—	—	—
2008-09	USNTDP	NAHL	38	3	9	12	20	9	3	3	6	6
	USNTDP	U-17	17	7	9	16	35	—	—	—	—	—
	USNTDP	U-18	1	0	0	0	0	—	—	—	—	—
2009-10 (a)	USNTDP	USHL	21	9	3	12	46	—	—	—	—	—
	USNTDP	U-18	39	12	9	21	20	—	—	—	—	—
2010-11 (b)	Minnesota-Duluth	WCHA	39	8	25	33	47	—	—	—	—	—
	Charlotte	AHL	—	—	—	—	—	13	0	2	2	2
2011-12	Carolina	NHL	66	8	14	22	29	—	—	—	—	—
	Charlotte	AHL	12	2	4	6	11	—	—	—	—	—
2012-13	Carolina	NHL	38	5	10	15	15	—	—	—	—	—
	Charlotte	AHL	31	5	19	24	16	—	—	—	—	—
Hurricanes/NHL Totals (2 seasons)			104	13	24	37	44	—	—	—	—	—

(a) June 23, 2010—Selected by the Carolina Hurricanes in the 2010 NHL Entry Draft. Second Hurricanes pick, 37th overall, second round.
(b) April 15, 2011—Signed a three-year, entry-level contract with the Carolina Hurricanes.


VS. NHL

CLUB	GP	G	A	PTS	PIM
ANA	2	0	1	1	0
BOS	3	1	1	2	2
BUF	6	2	0	2	2
CGY	1	0	0	0	0
CAR	0	0	0	0	0
CHI	0	0	0	0	0
COL	1	0	0	0	0
CBJ	1	0	1	1	0
DAL	0	0	0	0	0
DET	1	0	1	1	0
EDM	1	0	1	1	0
FLA	10	2	2	4	7
LA	1	0	0	0	0
MIN	1	0	0	0	0
MTL	5	0	3	3	0
NSH	2	0	0	0	0
NJ	5	0	2	2	8
NYI	7	0	2	2	0
NYR	5	0	1	1	2
OTT	6	1	1	2	0
PHI	5	1	1	2	0
PHX	1	0	1	1	0
PIT	6	0	0	0	0
STL	1	0	0	0	0
SJ	1	1	0	1	0
TB	9	1	2	3	4
TOR	6	1	3	4	2
VAN	1	0	0	0	0
WSH	9	2	0	2	13
WPG	7	1	1	2	4

PERSONAL

Justin spends his summers in Minneapolis... He is involved with the BH23 Foundation, which helps families meet the costs of playing hockey, as well as the Team 25 Children's Foundation... He started playing hockey at the age of 6 in South St. Paul, MN, and his mom was the biggest influence on his career... His favorite player growing up was Peter Forsberg... His favorite TV show is Suits, favorite movie is 21 Jump Street, favorite musical artist is Eric Church and favorite book is Lone Survivor... Justin's first job was assisting his uncle landscaping... His biggest game day habit is his nap... His favorite food is steak and favorite restaurant is Manny's Steakhouse in Minneapolis... His favorite vacation spot is Jamaica and favorite place in the Triangle is North Hills... Justin

is on Twitter and his username is @justinfaulk27... His favorite website is yahoo.com and favorite video game is Call of Duty... His favorite sport outside of hockey is golf and the person he would most like to meet is Tiger Woods... Justin is a fan of the Minnesota Twins... His most memorable hockey moments were winning the national championship with Minnesota-Duluth in 2011 and playing in his first NHL game on 10/7/11... His favorite former teammate is Adam Wilcox, a Tampa Bay Lightning prospect who plays at the University of Minnesota... Justin wears No. 27 because it was his number in high school, and he's always tried to wear it when possible... His favorite road city is New York, favorite road arena is Madison Square Garden and favorite team to play against is Pittsburgh.



2012-13 SEASON


Completed his second NHL season with Carolina, totaling five goals and 10 assists (15 points) in 38 games played... Was named the team's Most Valuable Player by the Carolina chapter of the Professional Hockey Writers Association... Led the Hurricanes in average time on ice per game (24:00)... Was first among team defensemen in takeaways (24), third in hits (63) and fourth in blocked shots (47)... Named to United States roster for the 2013 IIHF World Championship and led American defensemen in assists (6) and points (6) as the U.S. captured the bronze medal... Played for Charlotte (AHL) during the NHL work stoppage, totaling five goals and 19 assists (24 points) in 31 games... Had five multi-point AHL games, including three-point efforts at Houston (10/13) and at Grand Rapids (10/26)... Made his NHL season debut in Carolina's opener at FLA (1/19), earning an assist on Dwyer's goal... Scored his first career shorthanded goal in the second period

vs. BUF (1/24)... Scored a power-play goal at TOR (2/4)... Earned his first career NHL multi-point game with two assists at NJ (2/12)... Sparred with Stephen Weiss in second period vs. FLA (3/2)... Left the game vs. FLA (3/19) with a knee injury... Placed on injured reserve on 3/20, and activated from injured reserve on 4/9... Scored a goal and earned an assist at OTT (4/16)... Played his 100th NHL/Hurricanes game, scored a goal and was a season-best (+3) vs. PHI (4/20)... Earned points in a career-high four consecutive games from 4/13-4/20 (2g, 3a)... Skated a season-high 31:48 of ice time vs. NYR (4/25)... Games missed due to injury: 10 (Upper-body injury: 1/28; knee: 3/21-4/8)... **Longest assist streak:** 3 games (4/13-4/18: 1g, 3a)... **Longest point streak:** 4 games (4/13-4/20: 2g, 3a)... **Multi-assist games:** 1 (2/12 at NJ: 0g, 2a)... **Multi-point games:** 2 (last: 4/16 at OTT: 1g, 1a).

CAREER

Is in his third NHL season with the Hurricanes... Signed a three-year, entry-level contract with the Hurricanes on April 15, 2011... Played one season at the University of Minnesota-Duluth, helping the Bulldogs capture the NCAA National Championship... His international experience began with the 2007 U-17 Five Nations Tournament in Prievidza, where he led American defensemen with three points (1g, 2a) in four games... Played in three international tournaments during the 2008-09 season, including the 2009 Vlad Dzurilla U-18 Tournament in Piestany, Slovakia, the 2009 World U-17 Hockey Challenge in Port Alberni, B.C., and the 2008 U-17 Four Nations Cup in Monthey, Switzerland... Led the U.S. with two goals and three points at the Four Nations Cup... In 2009-10, scored the game-winning goal against Sweden in the gold medal game of the 2010 IIHF World U-18 Championship in Belarus... Finished that tournament with four points (1g, 3a) and a plus-7 rating... Also participated in the 2010 U-18 Six Nations Cup in Belarus and the 2009 U-18 Four Nations Cup in Finland... Was second among American defensemen in scoring (4 points) at the 2011 IIHF World Junior Championship in Buffalo, helping the U.S. capture the bronze medal... Played for the U.S. at the 2012 IIHF World Championships, leading all American defensemen in goals (4) and points (4) and ranking first on the team in plus/minus (+9) during the tournament... Led American defensemen in assists (6) and points (6) at the 2013 IIHF World Championship as the U.S. captured the bronze medal... **2007-08:** Played high school hockey for South St. Paul (MN) High School, earning honorable mention all-conference honors after notching six goals and 15 assists (21 points) in 26 games as a sophomore... **2008-09:** Completed his first season with the USNTDP, competing against North American Hockey League (NAHL) and international opponents... **2009-10:** Completed his second season with the U.S. National Team Development Program, competing with the U-18 team in the United States Hockey League (USHL) and against Division I and Division III college opponents and international teams... Set the record for goals scored by a

defenseman at USA Hockey's NTDP (21)... Led USNTDP defensemen in power-play goals (14). **2010-11:** Led Minnesota-Duluth defensemen in goals (8), assists (25) and points (33), helping the Bulldogs capture the national championship... Led all NCAA rookie defensemen in scoring, and set a school record for scoring by a UMD rookie blueliner... Ranked tied for sixth among all NCAA defensemen in scoring and eighth in points per game (0.85)... Selected to the All-WCHA Third Team and All-Rookie Team... Also chosen to the College Hockey News All-Rookie Team... Had three assists in UMD's NCAA semifinal victory vs. Notre Dame... Skated in 13 Calder Cup Playoff games with Charlotte (AHL), earning two assists... Made his professional debut with the Checkers in Game 4 of the East Division Semifinal vs. Hershey (4/20)... Earned his first pro point with an assist in Game 5 vs. Hershey (4/22)... **2011-12:** Completed his first NHL season, totaling eight goals and 14 assists (22 points) in 66 games played... Also skated in 12 games on the American Hockey League (AHL) level with Charlotte, notching two goals and four assists (6 points)... Was named to the NHL's All-Rookie Team... Led all Hurricanes skaters in average ice time per game (22:50)... Ranked first among NHL rookie defensemen in ice time per game (22:50) and power-play goals (5)... Was tied for first among rookie defensemen in goals (8) and second in points (22)... Played for the United States at the 2012 IIHF World Championships, leading all American defensemen in goals (4) and points (4) and ranking first on the team in plus/minus (+9) during the tournament... Made his NHL and Hurricanes debut vs. TB (10/7)... Recorded his first career NHL point with an assist on Jussi Jokinen's power-play goal vs. TOR (11/20), and was named the game's third star... Scored his first NHL/Hurricanes goal at WPG (12/9), beating Chris Mason... Totaled a season-high eight hits vs. ANA (2/8)... Scored a power-play goal and registered his first NHL fighting major vs. WSH (2/20)... Scored the game-winning goal in overtime at WSH (3/6), his first career OT goal.



NATHAN GERBE 14



Left Wing • Shoots Left

5'5" • 178 lbs.

7/24/87 • Oxford, MI

Acquired: 7/26/13, Signed as a free agent

2012-13 Team: Buffalo

Drafted: Buffalo 2005 (5-142-5)

HIGHLIGHTS

NHL FIRSTS:

Game: 12/6/08; 4-3 BUF W at TB

Point: 12/13/08; 4-2 BUF W at NJ (assist)

Goal: 12/9/09; 3-0 BUF W vs. WSH (Theodore)

Shootout Stats: 9 attempts, 4 goals (44.4%),
3 game-deciding goals

NHL HIGHS:

Goals: 2-4x (Last: 2/28/13; 4-3 BUF SO W at FLA)

Assists: 2-2x (Last: 10/8/11; 4-2 BUF W at LA)

Points: 2-11x (Last: 2/28/13; 4-3 BUF SO W at FLA)

Penalty Min: 4-6x (Last: 2/21/13; 3-1 BUF L at TOR)

Goal Streak: 3 games-2x (Last: 3/19/11-3/22/11: 4g)

Assist Streak: 3 games (2/16/12-2/19/12: 3a)

Point Streak: 3 games-6x (2/16/12-2/19/12: 0g, 3a)

CAREER STATS

YEAR	TEAM	LEAGUE	REGULAR SEASON					PLAYOFFS				
			GP	G	A	TP	PIM	GP	G	A	TP	PIM
2002-03	River City	USHL	25	3	3	6	49	7	1	1	2	2
2003-04	USNTDP	U-17	32	14	12	26	66	—	—	—	—	—
	USNTDP	NAHL	26	11	7	18	87	—	—	—	—	—
2004-05 (a)	USNTDP	U-18	26	6	11	17	48	—	—	—	—	—
	USNTDP	NAHL	12	7	5	12	25	—	—	—	—	—
2005-06	Boston College	H-East	39	11	7	18	75	—	—	—	—	—
2006-07	Boston College	H-East	41	25	22	47	76	—	—	—	—	—
2007-08	Boston College	H-East	43	35	33	68	65	—	—	—	—	—
2008-09	Buffalo	NHL	10	0	1	1	4	—	—	—	—	—
	Portland	AHL	57	30	26	56	63	5	0	0	0	4
2009-10	Buffalo	NHL	10	2	3	5	4	2	1	1	2	0
	Portland	AHL	44	11	27	38	46	4	1	1	2	4
2010-11	Buffalo	NHL	64	16	15	31	34	7	2	0	2	18
2011-12	Buffalo	NHL	62	6	19	25	32	—	—	—	—	—
2012-13 (b)	Buffalo	NHL	42	5	5	10	14	—	—	—	—	—
NHL Totals (5 seasons)			188	29	43	72	88	9	3	1	4	18

(a) July 30, 2005—Selected by the Buffalo Sabres in the 2005 NHL Entry Draft. Fifth Sabres pick, 142nd overall, fifth round.

(b) July 26, 2013—Signed by the Carolina Hurricanes as a free agent.


VS. NHL

CLUB	GP	G	A	PTS	PIM
ANA	3	1	0	1	0
BOS	16	1	5	6	6
BUF	0	0	0	0	0
CGY	2	1	0	1	0
CAR	12	1	1	2	8
CHI	3	0	0	0	0
COL	0	0	0	0	0
CBJ	4	0	1	1	0
DAL	1	0	0	0	0
DET	3	0	0	0	0
EDM	2	1	2	3	0
FLA	9	4	1	5	8
LA	2	0	3	3	2
MIN	1	0	0	0	0
MTL	14	2	2	4	12
NSH	1	1	0	1	0
NJ	11	1	5	6	0
NYI	11	5	2	7	4
NYR	8	2	0	2	0
OTT	15	2	3	5	8
PHI	10	3	2	5	4
PHX	1	0	1	1	0
PIT	10	1	3	4	6
STL	2	0	0	0	0
SJ	3	0	2	2	0
TB	11	1	1	2	6
TOR	12	0	0	0	12
VAN	1	0	1	1	0
WSH	9	1	3	4	2
WPG	11	1	5	6	10

PERSONAL

Nathan is engaged and his fiancée's name is Brennan... He has a Bernese Mountain dog named Johnny Cash... Nathan's charity involvement in Buffalo included Tickets For Troops, Camp Good Days and serving as spokesperson for SABAH, which provided ice skating experiences for individuals with special needs... He started playing hockey at age eight and his first youth team was Detroit Honeybaked... His family was the biggest influence on his career and the best advice he ever received was to "play every game like it is your last"... His favorite team growing up was Detroit and his favorite player was Steve Yzerman... Nathan's first job was in underground construction... His favorite television show is Modern Family, favorite actor is Hugh Jackman and favorite

actress is Angelina Jolie... His biggest game day habit is meditation... His favorite musical artists are Keith Urban and Zac Brown Band... His favorite book is Man's Search for Meaning by Viktor Frankl... Nathan's favorite sport outside of hockey is football, his favorite team is New England and the person he would most like to meet is Tom Brady... He enjoys hanging out with his family when he is away from the rink... His favorite vacation spot is Traverse City, MI, favorite foods are steak and Italian and favorite holiday is Christmas... His favorite former teammate is Mike Grier, favorite road city is Boston and favorite road arena is the United Center in Chicago... Nathan's most memorable hockey moment was winning the national championship with Boston College.



2012-13 SEASON

Completed his fifth NHL season with Buffalo, totaling 10 points (5g, 5a) in 42 games... Was also one for two in the shootout, with one game-deciding tally... Averaged 12:30 of ice time per game... Earned assists in back-to-back games vs. BOS (2/15) and vs. PIT (2/17)... Netted his first two goals of the season at FLA (2/28), matching his career single-game high... Logged 18:33 of ice time and was credited with four hits vs. NJD (3/2), both season-highs... Scored his first career

shorthanded goal at NYR (3/3)... Scored his third career shootout-deciding goal and registered an assist vs. NJD (4/7)... Missed two games (1/20-1/21) with a back injury... Was a healthy extra for four games... **Longest assist streak:** 2 games (2/15-2/17: 0g, 2a)... **Longest point streak:** 2 games (2/15-2/17: 0g, 2a)... **Multi-goal games:** 1 (2/28 at FLA: 2g, 0a)... **Multi-point games:** 1 (2/28 at FLA: 2g, 0a).

CAREER

Enters his sixth NHL season and first with the Hurricanes... Signed a one-year, two-way contract with Carolina on 7/26/13... Has represented the United States in international competition including the 2004 and 2005 U18 World Junior Championships and the 2006 and 2007 World Junior Championships... Averaged more than a point a game (1.08) in three seasons of collegiate hockey at Boston College, totaling 133 points (71g, 62a) in 123 games... Helped the Eagles reach the championship game three consecutive seasons, winning the NCAA title in 2008... **2003-05:** Spent two seasons with the United States National Team Development Program in Ann Arbor, MI... **2005-06:** Registered 11 goals and seven assists (18 points) in 39 games during his freshman season at Boston College... **2006-07:** Was named to the Hockey East Second All-Star Team after totaling 25 goals and 22 assists (47 points) in 41 games for the Eagles... Led Hockey East skaters and ranked sixth nationally in goals... Was named to the NCAA Championship All-Tournament Team after helping Boston College reach the final before falling to Michigan State... **2007-08:** Led the nation in goals (35) and points (68), in 43 games played for Boston College... Named USA Hockey's National College Player of the Year and a finalist for the Hobey Baker Award... Named Most Outstanding Player of the NCAA Tournament after leading the Eagles to the 2008 NCAA Championship... Scored eight points (5g, 3a) in two games at the Frozen Four, including two goals vs. Notre Dame in the title game... Tied the record for goals in a single NCAA tournament with seven... His five goals in the Frozen Four ranks fourth all-time... Earned points in 30 of 43 games during his junior season, including a career-best five points (4g, 1a) at Harvard (12/12)... Also had five four-point games during the season... **2008-09:** Completed his first professional season, spending most of the year in the American Hockey League (AHL) with Portland... Appeared in 10 NHL games with the Sabres, earning one assist... Netted 30 goals and added 26 assists (56 points) in 57 AHL games... Honored with the Dudley (Red) Garrett Memorial Award as the AHL's rookie of the year... Also named to the AHL All-Rookie Team and PlanetUSA for the 2009 AHL

All-Star Game... Made his NHL debut at TB (12/6)... Earned his first NHL point with an assist at NJ (12/13)... Missed six games due to an upper-body injury (12/17-12/27)... Played five Calder Cup playoff games for Portland, as the Pirates fell to Providence in the opening round... **2009-10:** Appeared in 10 NHL games during two separate NHL recalls with Buffalo, totaling five points (2g, 3a)... Netted his first NHL goal vs. WSH (12/9)... Scored his first NHL game-winning goal vs. FLA (3/31)... Missed eight NHL games with a groin injury... Also played 44 AHL games for Portland, earning 38 points (11g, 27a)... Had his second AHL four-point game with a goal and three assists vs. Hartford (10/16)... Played his 100th AHL game at Providence (3/26)... Appeared in the Stanley Cup playoffs for the first time, earning two points (1g, 1a) in two games... Recorded his first career playoff point with an assist in his Stanley Cup playoff debut in Game 5 vs. BOS (4/23)... Netted his first NHL playoff goal in Game 6 at BOS (4/26)... **2010-11:** Established NHL career highs in games played (64), goals (16), assists (15) and points (31)... Buffalo was 10-1-2 when he scored a goal, 19-2-4 when he earned a point and 5-1-0 when he had multiple points... Scored two goals just five seconds apart vs. NYI (1/21), setting a Buffalo franchise record and falling just one second shy of the NHL record... Had two three-game goal streaks (1/20-1/23; 3/19-3/22)... Missed eight games due to injury (fractured jaw: 10/30-11/15)... Appeared in all seven Stanley Cup playoff games as the Sabres fell to the Flyers in the first round... Led Buffalo with 18 penalty minutes and ranked tied for second on the team in hits (20)... Netted his second career playoff goal and had three hits in Game 3 vs. PHI (4/18)... Tied for the team lead with five hits in Game 5 at PHI (4/22)... Scored a goal in Game 6 vs. PHI (4/24)... **2011-12:** Recorded six goals and 19 assists (25 points) in 62 games for the Sabres... Matched his career best with three-game point streaks twice (11/4-11/8; 2/16-2/19)... Scored the game-deciding goal in the shootout at NJ (1/24) and vs. DAL (2/10)... Appeared in his 100th NHL game at BOS (11/12)... Registered a season-high eight hits vs. BOS (11/23)... Scored the game-winning goal and earned an assist vs. EDM (1/3).



TIM GLEASON 6



Defenseman • Shoots Left

Acquired: 9/29/06, Trade with LA

6'0" • 217 lbs.

2012-13 Team: Carolina

1/29/83 • Clawson, MI

Drafted: Ottawa 2001 (2-23-1)

HIGHLIGHTS

NHL FIRSTS:

Game: 10/9/03; 3-2 LA L at DET

Point: 10/12/03; 4-2 LA W at CHI (assist)

Goal: 2/8/06; 7-4 LA L at CBJ (Denis)

NHL HIGHS:

Goals: 2 (11/19/09; 6-5 CAR SO W vs. TOR)

Assists: 3 (10/10/08; 6-4 CAR W vs. FLA)

Points: 3 (10/10/08; 6-4 CAR W vs. FLA)

Penalty Min: 17-4x (Last: 1/25/13; 3-1 CAR W at BUF)

Goal Streak: 2 games (3/15/07-3/17/07: 2g)

Assist Streak: 4 games-2x (Last: 11/13/05-11/19/05: 4a)

Point Streak: 4 games-2x (Last: 11/13/05-11/19/05: 0g, 4a)

CAREER STATS

YEAR	TEAM	LEAGUE	REGULAR SEASON					PLAYOFFS				
			GP	G	A	TP	PIM	GP	G	A	TP	PIM
1999-00	Windsor	OHL	55	5	13	18	101	12	2	4	6	14
2000-01	Windsor	OHL	47	8	28	36	124	9	1	2	3	23
2001-02 (a)	Windsor	OHL	67	17	42	59	109	16	7	13	20	40
2002-03 (b)	Windsor	OHL	45	7	31	38	75	7	5	2	7	17
2003-04	Los Angeles	NHL	47	0	7	7	21	—	—	—	—	—
	Manchester	AHL	22	0	8	8	19	6	0	1	1	4
2004-05	Manchester	AHL	67	10	14	24	112	5	0	0	0	4
2005-06	Los Angeles	NHL	78	2	19	21	77	—	—	—	—	—
2006-07 (c)	Carolina	NHL	57	2	4	6	57	—	—	—	—	—
2007-08	Carolina	NHL	80	3	16	19	84	—	—	—	—	—
2008-09	Carolina	NHL	70	0	12	12	68	18	1	4	5	32
2009-10	Carolina	NHL	61	5	14	19	78	—	—	—	—	—
2010-11	Carolina	NHL	82	2	14	16	85	—	—	—	—	—
2011-12	Carolina	NHL	82	1	17	18	71	—	—	—	—	—
2012-13	Carolina	NHL	42	0	9	9	40	—	—	—	—	—
Hurricanes Totals (7 Seasons)			474	13	86	99	483	18	1	4	5	32
NHL Totals (9 Seasons)			599	15	112	127	581	18	1	4	5	32

(a) June 23, 2001—Selected by the Ottawa Senators in the 2001 NHL Entry Draft. Second Senators pick, 23rd overall, first round.

(b) March 11, 2003—Traded by Ottawa to Los Angeles along with future considerations in exchange for Bryan Smolinski.

(c) Sept. 29, 2006—Traded by Los Angeles to Carolina along with Eric Belanger in exchange for Oleg Tverdokovsky and the rights to Jack Johnson.


VS. NHL

CLUB	GP	G	A	PTS	PIM
ANA	14	1	0	1	4
BOS	26	0	2	2	25
BUF	26	1	5	6	30
CGY	11	0	4	4	6
CAR	2	0	1	1	0
CHI	11	0	3	3	11
COL	13	0	3	3	9
CBJ	10	2	2	4	9
DAL	18	0	2	2	15
DET	11	0	2	2	23
EDM	10	1	5	6	22
FLA	39	2	5	7	54
LA	5	0	0	0	5
MIN	12	0	3	3	14
MTL	25	0	5	5	32
NSH	13	0	3	3	16
NJ	27	2	7	9	2
NYI	26	1	7	8	24
NYR	26	0	2	2	26
OTT	26	1	6	7	22
PHI	22	0	2	2	37
PHX	17	0	2	2	13
PIT	23	0	7	7	21
STL	10	0	0	0	5
SJ	16	0	3	3	11
TB	42	0	5	5	17
TOR	27	3	3	6	32
VAN	12	0	2	2	11
WSH	40	1	9	10	59
WPG	39	0	12	12	26

PERSONAL

Tim and his wife, Candice, were married in June 2010... They welcomed a daughter, Olivia Grace, in February 2011, and a son, Grady, in March 2012... They spend their summers in Clarkston, MI... Tim enjoys jet skiing and golf in the offseason... His favorite hockey team growing up was Detroit and his favorite player was Steve Yzerman... His first youth team was Little Caesars in Michigan... Tim donates a suite at PNC Arena to the Wounded Warriors several times each season... His favorite movie is Braveheart, favorite television show is Rescue Me, favorite magazine is Men's Health and favorite book is Lone Survivor... The most-played artists on his iPod are Kid Rock and Kenny Chesney... Tim's most-prized possession is his Olympic silver medal... His favorite food is sushi and favorite websites are NHL.com, YouTube.com, hockeyfights.com and tsn.ca... The person from history

he would most like to meet is George Washington and the current celebrity he would most like to meet is Tom Hanks... His favorite holiday is Christmas and favorite vacation spot is Cabo... He wears number 6 because it was his number in junior hockey... Tim speaks Spanish and likes to watch movies and read books to kill time on the road... His game-day ritual includes taking a nap and relaxing with the family... Tim hopes to own a farm when his hockey career is over... His favorite athlete outside of hockey is Tom Brady... His all-time favorite former teammate is Niclas Wallin and his favorite thing about playing pro hockey is doing what he always dreamed of doing... His favorite road arena is the Bell Centre, favorite road city is Montreal and favorite team to play against is Detroit... Tim's favorite thing to do in the Triangle is go to North Hills.



2012-13 SEASON

Completed his ninth NHL season and seventh with the Hurricanes... Earned nine assists (9 points) in 42 games played... Ranked second on the team and first among Carolina defensemen in hits (90)... Was second on the team in blocked shots (64)... Was selected by his teammates as the winner of the 2012-13 Steve Chiasson Award, given to the Hurricanes player who best exemplifies determination and dedication while proving to be an inspiration to his teammates through his performance and approach to the game... Earned his first point of the season (assist), sparred with Steve Ott and registered a season-high 17 penalty minutes at BUF (1/25)... Sparred with Milan Lucic vs. BOS (1/28)... Passed Sami Kapanen (440) for ninth place on the Hurricanes' (since

relocation) games-played list at OTT (2/7)... Placed on injured reserve with a lower-body injury on 2/18... Activated from injured reserve 2/28... Earned assists in three consecutive games from 3/9-3/14 (0g, 3a)... Had an assist and was a season-high (+3) at WSH (3/12)... Passed Jeff O'Neill (472) for third place on the Hurricanes' games played list at WPG (3/30)... Matched his season high with a (+3) vs. PHI (4/20)... Passed Ron Francis for eighth place on the Hurricanes' (since relocation) games played list vs. NYR (4/25)... Skated a season-high 25:07 of ice time at PIT (4/27)... Games missed due to injury: 6 (lower-body: 2/14-2/26)... **Longest assist streak:** 3 games (3/9-3/14: 0g, 3a)... **Longest point streak:** 3 games (3/9-3/14: 0g, 3a).

CAREER

Is in his 10th NHL season and eighth with Carolina... Signed a four-year contract extension on 1/30/12 to remain with the Hurricanes through the 2015-16 season... Represented the United States at the 2010 Winter Olympic Games in Vancouver, and was (+3) in six games played as the Americans won silver... Also played for Team USA at the 2008 IIHF World Championship, the 2003 World Junior Championship (limited to one game because of a foot injury) and the 2001 World Junior Championship (7 games played, 1 assist)... **1999-00:** Was selected as a member of the OHL All-Rookie Second Team after tallying 18 points (5g, 13a) and 101 penalty minutes in 55 games with Windsor of the Ontario Hockey League (OHL)... Led all Windsor defensemen with six points (2g, 4a) in 12 playoff games... **2000-01:** Served as alternate captain for Windsor and led all club blue-liners in team scoring... Named Windsor's Most Outstanding Defenseman... Was teammates with Jason Spezza, Ottawa's first-round choice in the 2001 NHL Entry Draft... **2001-02:** Led all club defensemen and finished second overall in team scoring... His 42 assists also ranked second on the team and he led the club with 67 games played... Finished third on the club in playoff scoring with 20 points (7g, 13a) in 16 post-season contests... **2002-03:** Led all Windsor defensemen in scoring and captained his team... Skated for the Western Conference at the 2002 OHL All-Star Game... Co-led the club in playoff goals with five in seven post-season games... Completed his junior hockey career with 151 points (37g, 114a) and 409 penalty minutes in 214 regular season games over four seasons... **2003-04:** Made his NHL debut (at age 20) with the Kings at DET (10/9)... Played in the Kings' first 20 games of the season and picked up his first career point (an assist) in his third NHL game at CHI (10/12)... Finished the season with seven points (0g, 7a) in 47 games with the Kings... Also collected eight points (0g, 8a) in 22 games with the Manchester Monarchs of the American Hockey League (AHL)... **2004-05:** Finished second in scoring among Manchester (AHL) defensemen with 24 points (10g, 14a) in 67 games... Led all Monarchs defensemen in goals with 10... Three of his 10 goals were game-winners including one overtime game-winner... Was a (+17) for the season... **2005-06:** Completed his first full NHL season, playing in a career-high 78 games for the Los Angeles Kings... Finished second among Kings skaters with 141 hits and third on the team with 117 blocked shots... Also established career highs in assists (19) and points (21)... Had six points (0g, 6a) and a (+5) rating in 12 October games... Appeared in his 100th NHL game vs. EDM (1/26)... Scored his first career goal in his 103rd NHL game at CBJ (2/8)... Finished the season with an even or better rating in each of his last 10 games... **2006-07:** Ranked fifth on the team in blocked shots (80) and third among Hurricanes defensemen in hits (113)... Made his Hurricanes debut, blocking five shots in 26:51 of ice time vs. BUF (10/4)... Assisted on Ladd's power-play goal at WSH (10/7) for his first point with Carolina... Had seven penalty minutes at PHI (12/19), including his first fight in a Carolina uniform when he sparred with the Flyers' Ben Eager... Suffered a broken right foot when he blocked

a shot vs. FLA (12/23)... Beat Martin Brodeur for his first goal with the Hurricanes vs. NJ (3/15)... Missed 25 total games due to injury... **2007-08:** Earned then-career highs in games played (80), goals (3), penalty minutes (84) and plus/minus (+5)... Ranked first among Hurricanes defensemen and tied for 21st among NHL defensemen in hits (151)... Was third among Carolina defensemen in blocked shots (107)... Played his 100th Hurricanes game at ATL (1/4)... Netted his first goal of the season, assisted on Staal's first goal of the game and was a season-high (+5) vs. EDM (1/18)... Earned two assists for the first time in his NHL career vs. ATL (3/28)... **2008-09:** Ranked first among Hurricanes defensemen and 16th among NHL defensemen with 171 hits... Was second on the team in blocked shots (133) and third on the team in penalty minutes (68)... Ranked first among Hurricanes skaters in shorthanded ice time (195 min., 2:47 per game)... Earned a career-high three assists vs. FLA (10/10)... Played his 300th NHL game at PIT (1/20)... Played his 200th game with the Hurricanes at FLA (3/23)... Missed 12 games due to injury... Participated in his first NHL playoff season, skating in all 18 postseason contests for Carolina... Ranked tied for ninth in the NHL in blocked shots (34) and hits (59)... Ranked first on the team in playoff penalty minutes (32)... Made his NHL playoff debut in Game 1 at NJ (4/15)... Scored his first career playoff goal with the overtime game-winner in Game 2 at NJ (4/17)... Earned assists on Jokinen's tying goal with 1:20 left and Staal's winning goal with 0:32 left in Game 7 at NJ (4/28), marking his first multi-point playoff game... **2009-10:** Was second on the team in penalty minutes (78)... Led Hurricanes defensemen in hits (149) and was second in blocked shots (115)... Led the team in shorthanded time on ice per game (3:10)... Missed the final 13 games of the season with a broken bone in his foot... Established a new single-season career high in goals with five... Was 16th among NHL defensemen in hits (147) at the time of his foot injury... Sustained a face injury, but returned to action to score a game-tying, shorthanded goal at WSH (12/11), the first shorthanded goal of his career... Missed 21 games due to injury... **2010-11:** Played in all 82 games of the season for the first time in his NHL career... Led all Hurricanes blueliners and ranked fifth among NHL defensemen in hits (215)... Led Carolina in blocked shots (141) and penalty minutes (85)... Played his 300th game with the Hurricanes, at TB (12/20)... Earned his 100th career NHL point with an assist on Corvo's goal at NYI (4/2)... **2011-12:** Was one of four Hurricanes to play in all 82 games, marking the second consecutive season in which he did not miss a game... Led the team in plus/minus rating (+12)... Was second on the team in penalty minutes (71), third in blocked shots (112) and tied for third in hits (129)... His 17 assists were his highest single-season total since his 2005-06 season with Los Angeles... Played in his 500th NHL game and earned an assist at OTT (11/27)... Scored his only goal of the season at FLA (12/18), his first goal in 97 games... Played in his 400th career game as a Hurricane at NYI (1/21)... Earned his 100th career NHL assist vs. NYI (1/31).



RON HAINSEY 65



Defenseman • Shoots Left

6'3" • 210 lbs.

3/24/81 • Bolton, CT

Acquired: 9/12/13, Signed as a free agent

2012-13 Team: Winnipeg

Drafted: Montreal 2000 (1-13-1)

HIGHLIGHTS

NHL FIRSTS:

Game: 10/11/02; 4-1 MTL W at NYR

Point: 10/9/03; 5-2 MTL L at OTT (goal)

Goal: 10/9/03; 5-2 MTL L at OTT (Lalime)

NHL HIGHS:

Goals: 2 (12/2/08; 5-4 ATL L at MTL)

Assists: 2-15x (Last: 2/26/13; 4-3 WPG W at NYR)

Points: 3-3x (Last: 3/21/10; 3-1 ATL W at PHI)

Penalty Min: 17 (4/7/07; 4-3 CBJ L vs. ANA)

Goal Streak: 2 games (10/5/07-10/6/07: 2g)

Assist Streak: 5 games (11/16/07-11/24/07: 6a)

Point Streak: 6 games (11/16/07-11/26/07: 1g, 6a)

CAREER STATS

YEAR	TEAM	LEAGUE	REGULAR SEASON					PLAYOFFS				
			GP	G	A	TP	PIM	GP	G	A	TP	PIM
1997-98	USNTDP	U-17	18	2	7	9	28	—	—	—	—	—
	USNTDP	USHL	3	0	0	0	0	—	—	—	—	—
	USNTDP	NAHL	40	4	7	11	16	5	0	1	1	0
1998-99	USNTDP	USHL	48	5	12	17	45	—	—	—	—	—
1999-00 (a)	UMass-Lowell	HE	30	3	8	11	20	—	—	—	—	—
2000-01	UMass-Lowell	HE	33	10	26	36	51	—	—	—	—	—
	Quebec	AHL	4	1	0	1	0	1	0	0	0	0
2001-02	Quebec	AHL	63	7	24	31	26	3	0	0	0	0
2002-03	Montreal	NHL	21	0	0	0	2	—	—	—	—	—
	Hamilton	AHL	33	2	11	13	26	23	1	10	11	20
2003-04	Montreal	NHL	11	1	1	2	4	—	—	—	—	—
	Hamilton	AHL	54	7	24	31	35	10	0	5	5	6
2004-05	Hamilton	AHL	68	9	14	23	45	4	1	1	2	0
2005-06 (b)	Hamilton	AHL	22	3	14	17	19	—	—	—	—	—
	Columbus	NHL	55	2	15	17	43	—	—	—	—	—
2006-07	Columbus	NHL	80	9	25	34	69	—	—	—	—	—
2007-08	Columbus	NHL	78	8	24	32	25	—	—	—	—	—
2008-09 (c)	Atlanta	NHL	81	6	33	39	32	—	—	—	—	—
2009-10	Atlanta	NHL	80	5	21	26	39	—	—	—	—	—
2010-11	Atlanta	NHL	82	3	16	19	24	—	—	—	—	—
2011-12	Winnipeg	NHL	56	0	10	10	23	—	—	—	—	—
2012-13 (d)	Winnipeg	NHL	47	0	13	13	10	—	—	—	—	—
NHL TOTALS (10 seasons)			591	34	158	192	271	—	—	—	—	—

(a) June 24, 2000—Selected by the Montreal Canadiens in the 2000 NHL Entry Draft. First Canadiens pick, first round, 13th overall.

(b) Nov. 29, 2005—Claimed by the Columbus Blue Jackets on waivers from the Montreal Canadiens.

(c) July 2, 2008—Signed by the Atlanta Thrashers as a free agent.

(d) Sept. 12, 2013—Signed by the Carolina Hurricanes as a free agent.


PERSONAL

Ron and his wife, Hayley, have a three-year-old daughter named Alexa... They spend their summers in the Northeast and have two dogs... Ron started playing hockey at age 3 and his first youth team was in the Eastern Connecticut Hockey Organization... His parents were the biggest influence on his career... He was a fan of the Hartford Whalers growing up and his favorite players were Ray Bourque and Brian Leetch... His favorite television shows are The Newsroom and Ray Donovan and his favorite movie is Goodfellas... Ron's first job was in construction... His

favorite musical artists are Pearl Jam and Bruce Springsteen... He eats the same meal every game day: salad, pasta and chicken... His favorite vacation spot is Atlantis in the Bahamas... His favorite thing to do away from the rink is golf and his favorite team outside of hockey is the New York Yankees... Ron's favorite holiday is Thanksgiving... He wears No. 65 because it was the first number assigned to him by the Montreal Canadiens... His favorite road city is New York and favorite road arena is Madison Square Garden.

VS. NHL

CLUB	GP	G	A	PTS	PIM
ANA	15	1	7	8	25
BOS	20	0	3	3	4
BUF	23	0	6	6	4
CGY	15	1	3	4	2
CAR	28	1	8	9	10
CHI	26	1	11	12	13
COL	16	0	3	3	8
CBJ	5	0	2	2	2
DAL	14	0	1	1	4
DET	25	5	7	12	16
EDM	15	1	7	8	18
FLA	30	0	7	7	9
LA	13	1	6	7	6
MIN	15	2	3	5	2
MTL	20	2	8	10	10
NSH	28	2	4	6	6
NJ	20	2	4	6	6
NYI	23	0	3	3	6
NYR	21	1	7	8	6
OTT	20	3	8	11	8
PHI	20	2	9	11	6
PHX	15	0	4	4	16
PIT	23	0	2	2	22
STL	28	4	8	12	11
SJ	14	0	4	4	4
TB	27	1	5	6	19
TOR	23	1	7	8	10
VAN	16	2	5	7	6
WSH	30	1	5	6	10
WPG	3	0	1	1	2



2012-13 SEASON


Completed his 10th NHL season, totaling 13 assists in 47 games for the Winnipeg Jets... Led Winnipeg skaters in blocked shots (123) and ranked second among team defensemen in assists... Appeared in his 300th game with the Jets franchise vs. OTT (1/19)... Earned his first point of the season (assist) vs. NYI (1/27)... Had his only multi-point game of the season with two assists at NYR (2/26)... Recorded

an assist and was (+3) at CAR (3/26)... **Longest assist streak:** 2 games (1/27-1/29: 0g, 2a; 2/26-2/28: 0g, 3a)... **Longest point streak:** 2 games (1/27-1/29: 0g, 2a; 2/26-2/28: 0g, 3a)... **Multi-assist games:** 1 (2/26 at NYR: 0g, 2a)... **Multi-point games:** 1 (2/26 at NYR: 0g, 2a).

CAREER

Is in his 11th NHL season and first with the Hurricanes... Signed a one-year contract with Carolina on 9/12/13... Has represented the United States at four international tournaments: the 2009 IIHF World Championship, 2000 and 2001 World Junior Championships and 1999 Under-18 World Junior Championships... **1997-99:** Earned 45 points (11g, 34a) in 114 games during two seasons with the United States National Team Development Program (USNTDP)... **1999-00:** Completed his freshman season with UMass-Lowell... Was selected to the Hockey East All-Rookie Team after totaling 11 points (3g, 8a) in 30 games... **2000-01:** Tallied 36 points (10g, 26a) in 33 games during his sophomore campaign with UMass-Lowell... Led all Hockey East defensemen and ranked in the top five among all NCAA defensemen in scoring... Named an NCAA Second Team All-American and Hockey East First All-Star... Completed his collegiate career with 47 points (13g, 34a) in 63 career games... Made his professional debut, playing in four games with the American Hockey League's Quebec Citadelles, and netting his first professional goal... **2001-02:** Totaled 31 points (7g, 24a) in 63 games during his first full professional season with Quebec (AHL)... Played for PlanetUSA at the AHL All-Star Classic, recording three assists during the game... Selected to the AHL's All-Rookie Team... **2002-03:** Appeared in his first NHL season, registering two penalty minutes in 21 games with Montreal... Made his NHL debut at NYR (10/11)... Finished the season with Hamilton (AHL), totaling 13 points (2g, 11a) in 33 games... Had 11 points (1g, 10a) in 23 post-season contests with the Bulldogs, as Hamilton advanced to the Calder Cup Final before falling to Houston... **2003-04:** Appeared in 11 NHL games with Montreal, earning two points (1g, 1a)... Beat Patrick Lalime for his first career NHL goal vs. OTT (10/9)... Earned his first NHL assist vs. CBJ (11/11)... Also played 54 games with Hamilton (AHL), earning 31 points (7g, 24a)... **2004-05:** Saw action in 68 games with Hamilton (AHL), recording 23 points (9g, 14a) and 51 penalty minutes... Appeared in his 200th career AHL game vs. Manitoba (2/26)... **2005-06:** Split the season between Hamilton (AHL) and Columbus (NHL)... Began the season with Hamilton, totaling 17 points (3g, 14a) in 22 games... Earned his 100th career AHL point in his first game of the season (10/14)... Claimed on waivers by the Columbus Blue Jackets on 11/29 and totaled 17 points (2g, 15a) in 55 games with the Blue Jackets... Earned his first point with Columbus at STL (12/1)... Had his first-career multiple-point game with two assists vs. CHI (12/26)... Scored his first goal as a Blue Jacket vs. MIN (1/27)... **2006-07:** Set his single-season, career high in goals (9), appearing in 80 games with the Blue Jackets... Led team

defensemen in points, was second on the team in power-play goals (7) and ranked third in time on ice (22:53)... His 34 points ranked as the second-highest total by a defenseman in Blue Jackets history... Had a career-high 17 penalty minutes vs. ANA (4/7)... **2007-08:** Earned 32 points (8g, 24a) in 78 games with Columbus... Led team defensemen in goals, assists, points and power-play goals (8)... Ranked tied for sixth among NHL defensemen in power-play goals... Was fourth among all Blue Jackets skaters in assists and points... Was second on the team in power-play goals and average time on ice (22:23)... Established career-highs in power-play goals and shots on goal (161)... Tallied the 50th assist of his NHL career vs. FLA (11/21)... Had a career-high, six-game point streak from 11/16-11/26 (1g, 6a), which also included a career-high, five-game assist streak (11/16-11/24: 6a)... Appeared in his 200th NHL game, vs. LA (12/21)... **2008-09:** Established career highs in assists (33) and points (39) in 81 games during his first season with the Atlanta Thrashers... Led Thrashers defensemen in points and assists, and ranked second in goals... Recorded two points (1g, 1a) and led the team with 23:53 of ice time in his Atlanta debut vs. WSH (10/10)... Scored a career-high two goals and matched his career high with three points, including his 100th NHL point, at MTL (12/2)... Appeared in his 300th career game at TB (2/10)... **2009-10:** Ranked third among Thrashers defensemen with 26 points (5g, 21a) in 80 games played... Was also third among team blueliners in assists... Led Atlanta with 148 blocked shots... Earned the 100th assist of his career vs. WSH (10/29)... Appeared in his 400th career NHL game, vs. NYR (3/12)... Earned eight points (2g, 6a) over an eight-game stretch from 3/12-3/25... Matched his career high with three points (1g, 2a) at PHI (3/21)... Skated a career-high 30:19 of ice time at PIT (4/3)... **2010-11:** Led Atlanta and ranked tied for 10th in the NHL with 171 blocked shots, appearing in 81 games for the Thrashers... Recorded his first point of the season (assist) in 6-4 victory at NYR (10/27)... Scored his first goal of the season, added an assist and was (+4) vs. NJ (12/18)... Scored his first career overtime, game-winning goal vs. TOR (2/27), and found the net again in overtime at PHI (3/12)... **2011-12:** Tallied 10 points (10a) in 56 games for the Winnipeg Jets... Made his Jets debut vs. MTL (10/9)... Recorded two assists and led Jets in ice time (22:50) at CHI (10/13)... Did not dress at TOR (10/19), ending his games-played streak at a career-high 157 games... Returned from injury and logged 23:34 of ice time at WSH (11/23)... Played in his 500th NHL game at COL (12/27).



JAY HARRISON 44



Defenseman • Shoots Left

Acquired: 7/9/09, Signed as a free agent

6'4" • 220 lbs.

2012-13 Team: Carolina

11/3/82 • Oshawa, Ont.

Drafted: Toronto 2001 (4-82-3)

HIGHLIGHTS

NHL FIRSTS:

Game: 1/28/06; 4-3 TOR OT L vs. MTL

Point: 1/30/06; 4-2 TOR W at FLA (assist)

Goal: 10/9/09; 7-2 CAR W vs. FLA (Salak)

NHL HIGHS:

Goals: 2 (1/7/12; 5-2 CAR L at NSH)

Assists: 2 (11/5/10; 7-4 CAR L at FLA)

Points: 2-6x (Last: 2/7/13; 3-2 CAR OT W at OTT)

Penalty Min: 12 (2/18/12; 4-3 CAR L at NYI)

Goal Streak: 2 games-2x (Last: 1/12/12-1/14/12: 2g)

Assist Streak: 3 games (11/1/11-11/6/11: 3a)

Point Streak: 3 games (11/1/11-11/6/11: 0g, 3a)

CAREER STATS

YEAR	TEAM	LEAGUE	REGULAR SEASON					PLAYOFFS				
			GP	G	A	TP	PIM	GP	G	A	TP	PIM
1998-99	Brampton	OHL	63	1	14	15	108	—	—	—	—	—
1999-00	Brampton	OHL	68	2	18	20	139	6	0	2	2	15
2000-01 (a)	Brampton	OHL	53	4	15	19	112	9	1	1	2	17
2001-02	Brampton	OHL	61	12	31	43	116	—	—	—	—	—
	St. John's	AHL	7	0	1	1	2	10	0	0	0	4
	Memphis	CHL	—	—	—	—	—	1	0	0	0	2
2002-03	St. John's	AHL	72	2	8	10	72	—	—	—	—	—
2003-04	St. John's	AHL	70	4	5	9	141	—	—	—	—	—
2004-05	St. John's	AHL	60	0	4	4	108	4	0	1	1	14
2005-06	Toronto	NHL	8	0	1	1	2	—	—	—	—	—
	Toronto	AHL	57	9	20	29	100	5	1	3	4	8
2006-07	Toronto	NHL	5	0	0	0	6	—	—	—	—	—
	Toronto	AHL	41	4	14	18	68	—	—	—	—	—
2007-08	Toronto	AHL	69	13	14	27	73	18	2	10	12	35
2008-09	Toronto	NHL	7	0	1	1	10	—	—	—	—	—
	Zug	Swiss-A	41	6	9	15	96	7	1	2	3	33
2009-10 (b)	Carolina	NHL	38	1	5	6	50	—	—	—	—	—
	Albany	AHL	32	2	12	14	22	—	—	—	—	—
2010-11	Carolina	NHL	72	3	7	10	72	—	—	—	—	—
2011-12	Carolina	NHL	72	9	14	23	60	—	—	—	—	—
2012-13	Carolina	NHL	47	3	7	10	51	—	—	—	—	—
Hurricanes Totals (4 Seasons)			229	16	33	49	233	—	—	—	—	—
NHL Totals (7 Seasons)			249	16	35	51	251	—	—	—	—	—

(a) June 23, 2001—Selected by the Toronto Maple Leafs in the 2001 NHL Entry Draft. Fourth Leafs pick, 82nd overall, third round.

(b) July 9, 2009—Signed by the Carolina Hurricanes as a free agent.



PERSONAL

Jay and his wife, Jodean, have three daughters: Presley (5), Willa (3) and Stevie (1)... They spend their summers in Bowmanville, Ontario... Jay started playing organized hockey when he was 5, and his first team was Marigold Lincoln in Whitby, Ontario... He says his parents had the biggest influence on his career... His favorite player growing up was Rick Vaive... Jay's first job was working as a furniture mover... His favorite movie is The Departed, favorite television show is Mantracker and favorite website is dailygrail.com... The most-played artist on his iPod is Tool... His favorite book is Siddhartha by Hermann Hesse... Jay has played guitar since he was 10, and the person he would most like to meet is Slash...

His favorite meal is steak and sweet potatoes and his favorite place to visit in the Triangle is Monkey Joe's... He enjoys golf and darts, and his favorite athlete outside of hockey was Michael Jordan... His favorite team outside of hockey is the New Zealand All Blacks... Jay's most memorable hockey moment was his first NHL goal... His favorite road city is Montreal, favorite road arena is the Bell Centre and favorite team to play against is the Canadiens... He wears number 44 because it was assigned to him... He says he has "too many game day rituals to mention"... Jay's favorite former teammate is Matt Stajan, and his favorite thing about playing in the NHL is coming out for warm-ups.

VS. NHL

CLUB	GP	G	A	PTS	PIM
ANA	3	0	0	0	2
BOS	15	1	0	1	28
BUF	12	1	2	3	6
CGY	2	0	0	0	2
CAR	0	0	0	0	0
CHI	2	0	0	0	2
COL	4	0	1	1	6
CBJ	2	0	1	1	2
DAL	4	0	1	1	2
DET	1	0	0	0	0
EDM	1	0	0	0	2
FLA	20	2	4	6	15
LA	2	0	0	0	2
MIN	4	0	0	0	4
MTL	14	0	1	1	16
NSH	4	2	0	2	0
NJ	16	1	1	2	19
NYI	10	0	4	4	23
NYR	13	2	1	3	9
OTT	14	1	4	5	4
PHI	15	0	3	3	18
PHX	3	0	1	1	7
PIT	13	1	1	2	19
STL	4	1	0	1	10
SJ	3	0	1	1	2
TB	20	2	3	5	31
TOR	10	2	0	2	8
VAN	1	0	0	0	0
WSH	21	0	5	5	6
WPG	16	0	1	1	6



2012-13 SEASON

Completed his seventh NHL season and fourth with the Hurricanes... Was third among Carolina defensemen in scoring with 10 points (3g, 7a) in 47 games played... Was first on the team and 11th in the NHL in blocked shots (110)... Ranked third among Hurricanes in hits (83)... Made his season debut in the team's opener at FLA (1/19)... Registered a season-high six hits vs. BUF (1/24)... Scored the game-winning goal and earned an assist at BUF (1/25)... Sparred with Tom Sestito in the first period at PHI (2/2)... Scored the game-winning goal in overtime and earned an assist at OTT (2/7)... Earned assists in consecutive games at NYI (2/11) and at NJ (2/12)... Blocked eight shots vs. TOR (2/14)... Played in his

200th game with the Hurricanes and skated a season-high 25:47 of ice time at WSH (2/26)... Sparred with Robert Bortuzzo and totaled a season-high 11 penalty minutes vs. PIT (2/28)... Was a season-best (+3) at FLA (3/3)... Sparred with Zdeno Chara in the first period vs. BOS (4/13)... Left the game vs. NYR (4/25) after being struck in the face with a puck and missed the final game of the season at PIT (4/27)... Games missed due to injury: 1 (upper body: 4/27)... **Longest assist streak:** 2 games (2/11-2/12: 0g, 2a)... **Longest point streak:** 2 games (2/11-2/12: 0g, 2a; 3/9-3/12: 1g, 1a)... **Multi-point games:** 2 (1/25/13 at BUF: 1g, 1a; 2/7/13 at OTT: 1g, 1a).

CAREER

Is in his eighth NHL season and fifth with Carolina... Signed a three-year contract extension with the Hurricanes on July 24, 2012, which goes through the 2015-16 season... Had 112 points (34g, 78a) in 408 career American Hockey League (AHL) games with St. John's, Toronto and Albany... Earned 97 points (19g, 78a) in 245 career Ontario Hockey League (OHL) games with Brampton from 1998-2002... Has represented Canada in a number of international competitions, starting with the 4 Nations Cup during the 1998-99 season, where he scored a goal to help Canada capture gold... Appeared in seven games at the 2001 World Junior Championship, as Canada won bronze, and had one assist at the 2002 World Junior Championship, helping Canada capture silver... Also represented Canada at the Spengler Cup twice and at the 2013 IIHF World Championship... **1998-99:** Played 63 games for Brampton (OHL), totaling 15 points (1g, 14a) with 108 penalty minutes... Named to the OHL's All-Rookie Team... **1999-00:** Earned 20 points (2g, 18a) and had 139 penalty minutes in 68 games for Brampton (OHL)... Totaled two assists and 15 penalty minutes in six playoff games for the Battalion... **2000-01:** Played 53 games for Brampton, notching four goals and 15 assists (19 points) with 112 penalty minutes... Had one goal, one assist and 17 penalty minutes in nine playoff games for the Battalion... **2001-02:** Ranked 14th among OHL defensemen in scoring with 43 points (12g, 31a) in 61 games for Brampton... Joined St. John's (AHL), earning one assist in seven regular-season games... Also played 10 Calder Cup Playoff games for St. John's, and one playoff game for Memphis of the Central Hockey League (CHL)... **2002-03:** Earned 10 points (2g, 8a) in 72 games during his first full professional season with St. John's... **2003-04:** Played 70 games for St. John's, collecting nine points (4g, 5a) and 141 penalty minutes... Played his 100th career AHL game at Cleveland (11/28)... **2004-05:** Earned four assists and tallied 108 penalty minutes in 60 games for St. John's... Had one assist and 14 penalty minutes in four Calder Cup Playoff games... **2005-06:** Split the season between the Toronto Marlies and the Toronto Maple Leafs, seeing his first NHL action with the Leafs... Played 57 games for the Marlies (AHL), totaling 29 points (9g, 20a) with 100 penalty minutes... His head coach with the Marlies was former Hurricanes Head Coach Paul Maurice... Recalled to the NHL on 1/27... Made his NHL debut with the Maple Leafs vs. MTL (1/28)... Earned his first NHL point (assist) at FLA (1/30)... Finished the season with one assist and two penalty minutes on the NHL level... Played in five AHL playoff games with the Marlies, scoring one goal and adding three assists

(4 points) with eight penalty minutes... **2006-07:** Started the season on the NHL level with the Maple Leafs before being reassigned to the Marlies (AHL) on 11/14... Played five total games on the NHL level, totaling six penalty minutes... Had four goals and 14 assists (18 points) in 41 AHL games with the Marlies... **2007-08:** Spent the entire season with the Toronto Marlies (AHL)... Ranked second among Marlies defensemen in scoring with 27 points (13g, 14a) in 69 games... Led Marlies defensemen in scoring (12 points) and ranked second overall on the team in assists (10) during the Calder Cup Playoffs, appearing in 18 games as Toronto advanced to the AHL Conference Finals before falling to Chicago... **2008-09:** Began the season with Zug of the Swiss league, earning 15 points (6g, 9a) and collecting 96 penalty minutes in 41 regular-season games... Signed with Toronto (NHL) on 3/27 after Zug's season concluded... Played in seven games with the Maple Leafs, earning one assist and totaling 10 penalty minutes... **2009-10:** Totaled six points (1g, 5a) and 50 penalty minutes in 38 NHL games with the Hurricanes... Was tied for second on the team in fighting majors (6)... Had two goals and 12 assists (14 points) and was (+8) in 32 AHL regular-season games with Albany... Made his Hurricanes debut on opening night, vs. PHI (10/2)... Beat Alexander Salak for his first NHL goal vs. FLA (10/9)... Assisted on Sutter's goal vs. SJ (11/1), marking the first time in his career that he earned points in consecutive games... Was reassigned to Albany at the end of the NHL season to participate in the Calder Cup Playoffs... **2010-11:** Established then-career highs in games played (72), goals (3), assists (7), points (10) and penalty minutes (72)... Ranked tied for second on the team in plus/minus (+5)... Played his 100th career NHL game vs. TB (1/15)... Played his 100th game with the Hurricanes vs. BUF (3/3)... Missed 10 games due to injury... **2011-12:** Ranked first among Hurricanes defensemen in goals (9), and established career highs in goals (9), assists (14) and points (23)... Ranked second on the team in blocked shots (153)... Was the Hurricanes' nominee for the Bill Masterton Memorial Trophy, which honors sportsmanship, perseverance and dedication to the game of hockey... Was also selected by the Carolina chapter of the PHWA as the winner of the Josef Vasecek Award for media cooperation... Scored first goal of season at STL (10/21)... Set new career high for points (11) with an assist vs. OTT (12/23)... Scored two goals at NSH (1/7), his first career multi-goal game... Played his 200th NHL game, at OTT (4/3)... Missed nine games due to injury.



ANTON KHUDOBIN 31



Goaltender • Catches Left

Acquired: 7/5/13, Signed as a free agent

5'11" • 203 lbs.

2012-13 Teams: Boston (NHL), Atlant (KHL)

5/7/86 • Ust-Kamenogorsk, Kazakhstan

Drafted: Minnesota 2004 (11-206-7)

HIGHLIGHTS

NHL FIRSTS:

Game: 2/4/10; 4-2 MIN W vs. EDM

Win: 2/4/10; 4-2 MIN W vs. EDM

Shutout: 1/16/11; 4-0 MIN W vs. VAN

NHL SHOOTOUTS AND PENALTY SHOTS:

Shootout Stats: 0-1 (1 goal on 3 attempts)

Career Penalty Shots: 1 (0 goals on 1 attempt)

NHL HIGHS:

Saves: 45 (4/2/13; 3-2 BOS W vs. OTT)

Shots Faced: 47 (4/2/13; 3-2 BOS W vs. OTT)

Win Streak: 5 (1/16/11-2/10/13)

Streak w/out Regulation Loss: 5 (1/16/11-2/10/13)

Shutout sequence: 141:29 (1/14/11-1/18/11)

CAREER STATS

YEAR	TEAM	LEAGUE	REGULAR SEASON						PLAYOFFS					
			GP	MIN	GA	SO	GAA	W-L-OT	GP	MIN	GA	SO	GAA	W-L
2003-04 (a)	Magnitogorsk 2	Russia-3	38	—	80	—	—	—	—	—	—	—	—	—
2004-05	Magnitogorsk	Russia	4	133	0	1	0.00	—	—	—	—	—	—	—
	Magnitogorsk 2	Russia-3	27	—	52	—	—	—	—	—	—	—	—	—
2005-06	Saskatoon	WHL	44	2362	114	4	2.90	23-13-3	10	685	32	0	2.80	4-6
2006-07	Magnitogorsk	Russia	16	618	28	0	2.72	—	3	26	1	0	2.30	-
2007-08	Houston	AHL	12	482	16	1	1.99	2-2-1	—	—	—	—	—	—
	Texas	ECHL	27	1549	51	3	1.98	20-1-4	9	547	20	1	2.19	5-4
2008-09	Houston	AHL	10	512	26	0	3.04	3-6-1	17	890	40	2	2.70	8-8
	Florida	ECHL	33	1706	77	4	2.71	18-10-1	—	—	—	—	—	—
2009-10	Minnesota	NHL	2	69	1	0	0.87	2-0-0	—	—	—	—	—	—
	Houston	AHL	40	2247	91	4	2.43	14-19-4	—	—	—	—	—	—
2010-11 (b)	Minnesota	NHL	4	189	5	1	1.59	2-1-0	—	—	—	—	—	—
	Houston	AHL	34	1883	81	1	2.58	19-12-1	—	—	—	—	—	—
	Providence	AHL	16	901	36	1	2.40	9-4-1	—	—	—	—	—	—
2011-12	Boston	NHL	1	60	1	0	1.00	1-0-0	—	—	—	—	—	—
	Providence	AHL	44	2597	113	2	2.61	21-19-3	—	—	—	—	—	—
2012-13 (c)	Atlant Moscow	KHL	26	1500	74	1	2.96	6-14-4	—	—	—	—	—	—
	Boston	NHL	14	803	31	1	2.32	9-4-1	—	—	—	—	—	—
NHL Totals (4 seasons)			21	1121	38	2	2.03	14-5-1	—	—	—	—	—	—

(a) June 26, 2004—Selected by the Minnesota Wild in the 2004 NHL Entry Draft. Eleventh Wild choice, 206th overall, seventh round.

(b) Feb. 28, 2011—Acquired by the Boston Bruins from the Minnesota Wild in exchange for Jeff Penner and Mikko Lehtonen.

(c) July 5, 2013—Signed by the Carolina Hurricanes as a free agent.

VS. NHL

CLUB	GP	MIN	W-L-OT	GA	SO	GAA
ANA	0	0	0-0-0	0	0	0
BOS	0	0	0-0-0	0	0	0
BUF	4	243	2-1-1	7	1	1.73
CGY	0	0	0-0-0	0	0	0
CAR	1	60	1-0-0	3	0	3.00
CHI	0	0	0-0-0	0	0	0
COL	1	59	0-1-0	3	0	3.05
CBJ	0	0	0-0-0	0	0	0.00
DAL	0	0	0-0-0	0	0	0.00
DET	0	0	0-0-0	0	0	0.00
EDM	2	70	2-0-0	1	0	0.86
FLA	0	0	0-0-0	0	0	0
LA	0	0	0-0-0	0	0	0
MIN	0	0	0-0-0	0	0	0.00
MTL	0	0	0-0-0	0	0	0
NSH	1	9	0-0-0	1	0	6.67
NJ	1	60	1-0-0	4	0	4.00
NYI	0	0	0-0-0	0	0	0
NYR	0	0	0-0-0	0	0	0.00
OTT	3	180	3-0-0	4	0	1.33
PHI	2	99	1-1-0	4	0	2.42
PHX	0	0	0-0-0	0	0	0
PIT	1	59	0-1-0	3	0	3.05
SJ	0	0	0-0-0	0	0	0
STL	0	0	0-0-0	0	0	0.00
TB	1	60	1-0-0	2	0	2.00
TOR	2	102	1-1-0	5	0	2.94
VAN	1	60	1-0-0	0	1	0.00
WSH	1	60	1-0-0	1	0	1.00
WPG	0	0	0-0-0	0	0	0

PERSONAL

Anton has a girlfriend and spends most of his offseason in Magnitogorsk, Russia... His last name is pronounced "hoo-DOH-bihn" and his nickname is Dobby... He started playing hockey as a defenseman at age six... The biggest influences on his career were his parents and his first youth team was Torpedo... Anton's favorite player growing up was Evgeni Nabokov and his favorite teams were New Jersey, because of Martin Brodeur, and Detroit... The best advice he has ever been given was to "stay true to your dreams"... His favorite television show is Suits, favorite movie is The Fast and the Furious and favorite actor is Jason Statham... Anton enjoys vacationing in the Maldives Islands and his favorite musical artist is

David Guetta... His favorite thing to do away from the rink is play ping pong... His favorite food is his mom's Pelmeni dumplings... His favorite video game is Need for Speed, his favorite sport outside of hockey is European soccer and his favorite athlete outside of hockey is MMA fighter Fedor Emelianenko... Anton's most memorable hockey moment was scoring a goal at the 2004 U-18 World Junior Championships... His favorite holiday is New Year's Eve... His favorite road city is Los Angeles and favorite road arena is Pittsburgh's CONSOL Energy Center... Anton is not superstitious... His favorite former teammate is Mark Recchi.



2012-13 SEASON

Completed his fourth NHL season and second with the Bruins, going 9-4-1 with a 2.32 goals-against average and .920 save percentage in 14 games... Also appeared in 26 games for Atlant Moscow Oblast of the Kontinental Hockey League (KHL) during the NHL work stoppage, going 6-14-4 with a 2.96 goals-against average and .912 save percentage in 26 games played... Allowed two goals or fewer in eight of his 12 complete games for the Bruins... Made his NHL season debut at CAR (1/28), stopping 29 of 32 shots in a 5-3 win... Stopped 25 of 26 shots in a win at BUF (2/10)... Made 25 saves on 27 shots in a win vs. TOR (3/7)... Stopped

32 of 33 shots in a 4-1 win vs. WSH (3/16)... Made 27 saves in a 2-1 win at OTT (3/21)... Earned his second career NHL shutout and first with the Bruins, stopping 26 shots at BUF (3/31)... Made his second consecutive start and earned his second consecutive win with a career-high 45 saves in a 3-2 win vs. OTT (4/2)... Won his third consecutive outing with 24 saves at NJ (4/10)... Stopped two of three shots but took the shootout loss in his first career NHL shootout vs. BUF (4/17)... Dressed as backup for 34 games.

2013 PLAYOFFS


Dressed as backup for all 22 of Boston's post-season contests as the Bruins

advanced to the Stanley Cup Final before falling to Chicago.

CAREER

Is in his fifth NHL season and first with Carolina... Signed a one-year contract with the Hurricanes on July 5, 2013... Was 14-5-1 with a 2.03 goals-against average and .933 save percentage in 21 career NHL games with Minnesota and Boston entering 2013-14... Has also played 156 games on the American Hockey League (AHL) level with Houston and Providence, going 68-62-11 with a 2.53 goals-against average... Has represented Russia in a number of international tournaments... Went 4-0-1 with a 2.17 goals-against average and .915 save percentage to lead Russia to gold at the 2004 U-18 World Junior Championship... Scored a goal against Finland during that competition, becoming the first netminder to do so in a major IIHF event... Was 3-2 with a 2.73 goals-against average as Russia won silver at the 2005 World Junior Championship... Went 4-1 with a 2.20 goals-against average and .933 save percentage as Russia captured its second consecutive silver medal at the 2006 World Junior Championship... **2005-06:** Played a season of Canadian junior hockey with Saskatoon, going 23-13-3 with four shutouts and a 2.90 goals-against average... Ranked fourth in WHL in save percentage (.917)... Was 4-6 with a 2.80 goals-against average in 10 playoff games as Saskatoon topped Regina before falling to Medicine Hat... Stopped 80 of 84 shots in a triple-overtime playoff loss to Medicine Hat... **2006-07:** Spent a full season with Magnitogorsk of the top Russian league, registering a 2.72 goals-against average in 16 games as the backup goaltender... Also appeared in three playoff games as Magnitogorsk captured the Russian Super League championship... Had spent two seasons with Magnitogorsk's third-division team prior to his season in the WHL... **2007-08:** Completed his first season of professional hockey in North America, splitting the year between the AHL and ECHL... Was named the ECHL's Goaltender of the Year and earned First All-Star Team honors after going 20-1-4 with a 1.98 goals-against average in 27 ECHL games with Texas... Appeared in nine playoff games for the Wildcatters, who were upset in the second round by Columbia... Also made his AHL debut with Houston, playing 12 games with a 2-2-1 record and 1.99 goals-against average... Earned his first AHL win at Rockford (2/8) and registered his first AHL shutout vs. Chicago (3/20)...

2008-09: Split the season between the AHL and the ECHL... Appeared in 33 games with the ECHL's Florida Everblades, going 18-10-1 with a 2.71 goals-against average... Was 3-6-1 in 10 regular-season outings with the Houston Aeros on the AHL level... Played 17 Calder Cup playoff games for Houston, going 8-8 with a 2.70 goals against average and two shutouts... Earned Game 7 victories against Peoria (4/27) and Milwaukee (5/13) before the Aeros were eliminated by Manitoba... **2009-10:** Spent the majority of the season with Houston (AHL), going 14-19-4 with a 2.43 goals-against average and .907 save percentage in 40 games... Also earned his first NHL recall with Minnesota, winning in each of his two appearances and registering a 0.87 goals-against average and .979 save percentage... Made his NHL debut in relief of Josh Harding vs. EDM (2/4), stopping all nine shots he faced to earn the victory... Started his first NHL game vs. PHI (2/6), and made 38 saves in a 2-1 win... Played in the AHL All-Star Classic for PlanetUSA... **2010-11:** Appeared in four NHL games for Minnesota, going 2-1-0 with a 1.59 goals-against average, .942 save percentage and one shutout... Earned his first NHL shutout with 32 saves in a 4-0 win vs. VAN (1/16)... Spent the majority of the season in the AHL with Houston and Providence... Was 19-12-1 with one shutout and a 2.58 goals-against average in 34 games with Houston... Won six consecutive games for the Aeros from 1/22-2/11... Was acquired by Boston from Minnesota on 2/28 in exchange for Jeff Penner and Mikko Lehtonen, and assigned to Providence... Was 9-4-1 with Providence with a 2.40 goals-against average and one shutout... Had an eight-game AHL home unbeaten streak from 2/25-3/27 (6-0-0)... Was recalled by Boston for the Bruins' run to the 2011 Stanley Cup championship but did not play in a postseason contest... **2011-12:** Spent most of the season in the AHL with Providence, going 21-19-3 with a 2.61 goals-against average in 44 games... Won five consecutive AHL games from 1/15-2/3... Earned AHL shutouts vs. Manchester (11/11) and vs. Bridgeport (12/18)... Was recalled by Boston on 4/2 and remained with the Bruins for the balance of the season... Made his Bruins debut at OTT (4/5), stopping 44 shots in a 3-1 victory.



MIKE KOMISAREK 5



Defenseman • Shoots Right

6'4" • 235 lbs.

1/19/82 • West Islip, NY

Acquired: 7/5/13, Signed as a free agent

2012-13 Teams: Toronto (NHL), Toronto (AHL)

Drafted: Montreal 2001 (1-7-1)

HIGHLIGHTS

NHL FIRSTS:

Game: 2/19/03; 2-1 MTL L at BUF

Point: 4/5/03; 5-4 MTL W vs. NYR (assist)

Goal: 3/20/06; 4-2 MTL W at WSH (Kolzig)

NHL HIGHS:

Goals: 1-14x (Last: 11/15/11; 3-2 TOR OTL vs. PHX)

Assists: 2-3x (Last: 1/24/08; 4-3 MTL L at NJ)

Points: 2-7x (Last: 1/24/08; 4-3 MTL L at NJ)

Penalty Min: 27 (3/28/06; 2-0 MTL W vs. NYI)

Goal Streak: None

Assist Streak: 3 games (10/22/07-10/27/07: 3a)

Point Streak: 3 games (10/22/07-10/27/07: 0g, 3a)

CAREER STATS

YEAR	TEAM	LEAGUE	REGULAR SEASON					PLAYOFFS				
			GP	G	A	TP	PIM	GP	G	A	TP	PIM
1998-99	New England	EJHL	53	17	24	41	—	—	—	—	—	—
1999-00	USNTDP	USHL	51	5	8	13	124	—	—	—	—	—
2000-01 (a)	U. of Michigan	CCHA	41	4	12	16	77	—	—	—	—	—
2001-02	U. of Michigan	CCHA	40	11	19	30	70	—	—	—	—	—
2002-03	Montreal	NHL	21	0	1	1	28	—	—	—	—	—
	Hamilton	AHL	56	5	25	30	79	23	1	5	6	60
2003-04	Montreal	NHL	46	0	4	4	34	7	0	0	0	8
	Hamilton	AHL	18	2	7	9	47	—	—	—	—	—
2004-05	Hamilton	AHL	20	1	4	5	49	4	0	1	1	8
2005-06	Montreal	NHL	71	2	4	6	116	6	0	0	0	10
2006-07	Montreal	NHL	82	4	15	19	96	—	—	—	—	—
2007-08	Montreal	NHL	75	4	13	17	101	12	1	2	3	18
2008-09	Montreal	NHL	66	2	9	11	121	4	0	0	0	20
2009-10 (b)	Toronto	NHL	34	0	4	4	40	—	—	—	—	—
2010-11	Toronto	NHL	75	1	9	10	86	—	—	—	—	—
2011-12	Toronto	NHL	45	1	4	5	41	—	—	—	—	—
2012-13 (c)	Toronto	NHL	4	0	0	0	2	—	—	—	—	—
	Toronto	AHL	7	0	0	0	10	6	0	1	1	9
NHL Totals (10 seasons)			519	14	63	77	665	29	1	2	3	56

(a) June 24, 2001—Selected by the Montreal Canadiens in the 2001 NHL Entry Draft. First Canadiens pick, seventh overall, first round.

(b) July 1, 2009—Signed by the Toronto Maple Leafs as a free agent.

(c) July 5, 2013—Signed by the Carolina Hurricanes as a free agent.

PERSONAL

Mike and his wife, Ania, have a young daughter... They spend their summers in Florida and have a Doberman named Lady... He is involved with Camp Ooch, an organization that provides summer camps and other opportunities for children with cancer... His nicknames include Komo and Big Clydesdale... Mike started playing hockey at age 10 and his first team was the Suffolk PAL... His parents were the biggest influence on his career, and the best advice he's ever been given was "Believe you can and you're halfway there"... His favorite teams growing up were the Islanders and Rangers and favorite player was Scott Stevens... His first job was working for his father fixing cars... Mike's favorite television show is Family Guy, favorite movie is Anchorman, favorite actor is Will Ferrell and favorite band is The

Lumineers... His favorite vacation is fishing at Langara Island in British Columbia... He is on Twitter at username @mkomisarek... His favorite sports to play outside of hockey are golf and squash... His favorite sport to watch is football and favorite athletes are Derek Jeter and Phil Mickelson... He was a Long Island free throw champion as a kid... His favorite restaurant is Maroni in Northport, NY... The person he would most like to meet is Bill Gates... His favorite road city is Chicago, favorite road arena is Madison Square Garden and favorite team to play against is Montreal... His favorite former teammate is Saku Koivu... His most memorable hockey moments were his first NHL goal and playing in the Stanley Cup playoffs... His biggest game-day habits are new laces in skates and taping a new stick.

VS. NHL

CLUB	GP	G	A	PTS	PIM
ANA	7	0	0	0	6
BOS	42	3	9	12	74
BUF	45	1	1	2	34
CGY	8	0	0	0	8
CAR	21	1	2	3	37
CHI	4	0	0	0	0
COL	6	0	1	1	11
CBJ	6	0	0	0	6
DAL	4	0	0	0	6
DET	5	0	0	0	0
EDM	7	0	0	0	12
FLA	27	0	2	2	27
LA	5	0	1	1	8
MIN	6	1	1	2	6
MTL	15	0	2	2	21
NSH	7	0	2	2	8
NJ	25	0	6	6	14
NYI	27	1	1	2	52
NYR	27	1	3	4	51
OTT	40	1	5	6	53
PHI	22	1	2	3	64
PHX	7	1	1	2	2
PIT	29	0	3	3	30
STL	5	0	2	2	4
SJ	6	0	0	0	4
TB	27	0	6	6	25
TOR	31	2	6	8	38
VAN	8	0	0	0	14
WSH	25	1	5	6	23
WPG	25	0	2	2	27



2012-13 SEASON


Completed his 10th NHL season and fourth with the Maple Leafs, appearing in four games and totaling two penalty minutes... Also played seven games on the AHL level for the Toronto Marlies, registering 10 penalty minutes... Was a season-high (+3) for

the Maple Leafs at PIT (1/23)... Was a healthy extra for 26 NHL games... Made his AHL season debut at Chicago (3/22)... Appeared in six Calder Cup Playoff games for the Toronto Marlies, earning one assist.

CAREER

Enters his 11th NHL season and first with the Hurricanes... Signed a one-year contract with Carolina on July 5, 2013... Was Montreal's first-round selection, seventh overall, in the 2001 NHL Entry Draft... Had totaled 77 points (14g, 63a) and 665 penalty minutes in 519 career NHL games with Montreal and Toronto entering the 2013-14 season... Was a starter for the Eastern Conference at the 2009 NHL All-Star Game in Montreal... Has represented the United States in a number of international competitions, including the 2001 and 2002 World Junior Championships and the 2006 and 2011 IIHF World Championships... Was named to the roster for the United States at the 2010 Olympic Games but was unable to participate due to injury... **1999-00:** Spent a season in the United States National Team Development Program, totaling 13 points (5g, 8a) and 124 penalty minutes in 51 USHL games... **2000-01:** Earned 16 points (4g, 12a) and totaled 77 penalty minutes during his freshman season at Michigan... Named to the CCHA All-Rookie Team... Helped the Wolverines advance to the 2001 Frozen Four before falling to eventual champion Boston College in the semifinals... Played seven games at the IIHF World Junior Championship for the United States... **2001-02:** Netted 11 goals and added 19 assists (30 points) in 40 games during his sophomore season at Michigan... Named to the NCAA West First All-American Team... Led Michigan to the Frozen Four for the second consecutive year before the Wolverines fell to Minnesota in the national semifinals... Again represented the United States at the World Junior Championship, earning two assists in seven games... Completed his collegiate career with 46 points (15g, 31a) and 147 penalty minutes in 81 games... **2002-03:** Completed his first professional season, splitting the year between Montreal (NHL) and Hamilton (AHL)... Earned one assist and totaled 28 penalty minutes in 21 NHL games with the Canadiens... Had 30 points (5g, 25a) and 79 penalty minutes in 56 AHL games... Played in the AHL All-Star Game for PlanetUSA and was named to the AHL All-Rookie Team... Led Hamilton defensemen in scoring at the time of his recall on 2/28... Played in 21 consecutive NHL games after his recall... Made his NHL debut vs. BUF (2/19)... Earned his first NHL point with an assist vs. NYR (4/5)... Totaled one goal and five assists in 23 AHL playoff games as Hamilton captured the Eastern Conference championship before falling to Houston in seven games in the Calder Cup Finals... **2003-04:** Split the season between Montreal (NHL) and Hamilton (AHL), totaling four assists and 34 penalty minutes in 46 NHL games with the Canadiens... Scored two goals and earned seven assists (9 points) in 18 AHL games... Recorded his first NHL multi-point game with two assists vs. TOR (3/13)... Was plus or even in 38 of his 46 NHL games... Made his Stanley Cup playoff debut for Montreal, registering eight penalty minutes in seven games as the Canadiens topped Boston before falling to eventual Stanley Cup champion Tampa Bay... **2004-05:** Played 20 AHL games for Hamilton, registering five points (1g, 4a) and 49 penalty minutes... Earned one assist in four Calder Cup playoff games as Hamilton was swept by Rochester... **2005-06:** Totaled six points (2g, 4a) and 116 penalty minutes in his first full NHL season with Montreal... Ranked third among Canadiens players in hits (154)... Netted his first NHL goal, beating Olaf Kolzig at WSH (3/20)... Was even or plus in 34 of the last 36 games of the regular season (1/25-4/18)... Was (+2) with 10 penalty minutes in six Stanley Cup Playoff games

as Montreal fell to eventual champion Carolina in the first round... Represented the United States at the IIHF World Championship, earning one assist in seven games... **2006-07:** Established NHL career highs in games played (82), goals (4), assists (15) and points (19)... Ranked fourth in the NHL and second among league defensemen in hits (248)... Was second among Montreal skaters in blocked shots (147) and shorthanded goals (2)... Ranked third among Canadiens skaters in plus/minus (+7) and average ice time per game (19:15)... **2007-08:** Ranked first in the NHL in hits (266) and second in blocked shots (227)... Was first among Canadiens skaters in both hits and blocked shots during the months of October, November, December, January and February... Matched his career high with four goals... Was selected by the Montreal chapter of the Professional Hockey Writers Association (PHWA) as the Canadiens' candidate for the Bill Masterton Memorial Trophy... Forced out of the lineup on 3/22 with a lower-body injury, ending his consecutive games played streak at 196... Played a career-high 12 Stanley Cup playoff games, earning three points (1g, 2a) as Montreal topped Boston in the first round before falling to Philadelphia... **2008-09:** Totaled 11 points (2g, 9a) and a career-high 121 penalty minutes in 66 games for Montreal... Ranked fourth in the NHL in blocked shots (207) and ninth among league defensemen in hits (191)... Was selected as a starter for the 2009 NHL All-Star Game, held in Montreal... Ranked first among Canadiens skaters in hits (39) and blocked shots (38) in October... Led the team in plus/minus (+3), hits (46) and blocked shots (40) during the month of January and also led the team in blocked shots in February (45) and March (37)... **2009-10:** Played his first season for Toronto, registering four assists and 40 penalty minutes in 34 games played... Was selected by his teammates as Toronto's nominee for the King Clancy Memorial Trophy, which is awarded to the player that best exemplifies leadership qualities on and off the ice and has made a noteworthy contribution in his community... Made his Maple Leafs debut and recorded his 500th career penalty minute vs. MTL (10/1)... Missed eight games from 11/13-11/27 due to a leg injury... Was named to Team USA for the 2010 Winter Olympic Games on 1/1, but was unable to participate in the Olympics because of injury... Left the game at CGY (1/2) due to a shoulder injury, and had season-ending surgery, missing the final 40 games (1/5-4/10)... **2010-11:** Totaled 10 points (1g, 9a) and 86 penalty minutes in 75 games for Toronto... Ranked third on the team in hits (146) and penalty minutes... Scored his first goal with the Leafs at NYR (10/15)... Played his 400th career NHL game vs. NYI (10/18)... Registered his 600th career penalty minute with a five-minute major for boarding and a game misconduct vs. PHI (3/10)... Left the game at CAR (3/16) with a groin injury and missed the following three games... Represented the United States at the 2011 IIHF World Championship, serving as an alternate captain and earning two points (1g, 1a) in seven games... **2011-12:** Appeared in 45 games for the Maple Leafs, earning five points (1g, 4a) with 41 penalty minutes... Earned assists in consecutive games from 10/27-10/29... Was (+3) in consecutive games from 11/2-11/13... Netted his only goal of the season vs. PHX (11/15)... Missed 21 games due to an upper-body injury (11/19-1/5)... Played his 500th career NHL game vs. FLA (2/28)... Was a healthy extra for 16 games.



JUSTIN PETERS 35



Goaltender • Catches Left

Acquired: 2004 NHL Entry Draft

6'1" • 210 lbs.

2012-13 Teams: Carolina (NHL), Charlotte (AHL)

8/30/86 • Blyth, Ont.

Drafted: Carolina 2004 (2-38-2)

HIGHLIGHTS

NHL FIRSTS:

Game: 2/6/10; 3-1 CAR W at NYI

Win: 2/6/10; 3-1 CAR W at NYI

Shutout: 2/20/12; 5-0 CAR W vs. WSH

NHL SHOOTOUTS AND PENALTY SHOTS:

Shootout Stats: 0-3 (5 goals on 8 attempts)

Career Penalty Shots: 1 (0 goals on 1 attempt)

NHL HIGHS:

Saves: 48 (12/27/11; 4-2 CAR L at PIT)

Shots Faced: 52 (12/27/11; 4-2 CAR L at PIT)

Win Streak: 3 (2/6/10-3/2/10)

Streak w/out Regulation Loss: 3-2x (2/20/12-2/25/12; 1-0-2)

Shutout sequence: 82:58 (3/7/13-3/16/13)

CAREER STATS

REGULAR SEASON									PLAYOFFS					
YEAR	TEAM	LEAGUE	GP	MIN	GA	SO	GAA	W-L-OT	GP	MIN	GA	SO	GAA	W-L
2002-03	St. Michael's	OHL	23	1052	54	0	3.08	6-10-1	7	126	4	0	1.90	1-0
2003-04 (a)	St. Michael's	OHL	53	3149	139	4	2.65	30-16-6	18	1109	37	4	2.00	10-8
2004-05	St. Michael's	OHL	58	3150	146	3	2.78	23-23-5	10	524	25	0	2.86	4-4
2005-06 (b)	St. Michael's	OHL	20	1174	75	0	3.83	10-6-3	—	—	—	—	—	—
	Plymouth	OHL	35	2073	95	1	2.75	19-15-1	13	789	42	0	3.19	6-6
2006-07	Albany	AHL	34	1765	96	1	3.26	10-18-0	—	—	—	—	—	—
	Florida	ECHL	1	65	6	0	5.54	0-0-1	—	—	—	—	—	—
2007-08	Albany	AHL	11	645	29	0	2.70	7-3-0	—	—	—	—	—	—
	Florida	ECHL	31	1846	79	1	2.57	18-10-2	—	—	—	—	—	—
2008-09	Albany	AHL	56	3178	153	4	2.89	19-30-4	—	—	—	—	—	—
	Albany	AHL	47	2763	117	1	2.54	26-18-2	8	509	29	0	3.42	4-4
2009-10	Carolina	NHL	9	488	23	0	2.83	6-3-0	—	—	—	—	—	—
2010-11	Carolina	NHL	12	648	43	0	3.98	3-5-1	—	—	—	—	—	—
2011-12	Carolina	NHL	7	387	16	1	2.48	2-3-2	—	—	—	—	—	—
	Charlotte	AHL	28	1604	74	1	2.77	10-13-2	—	—	—	—	—	—
2012-13	Carolina	NHL	19	954	55	1	3.46	4-11-1	—	—	—	—	—	—
	Charlotte	AHL	37	2072	79	6	2.29	22-12-1	—	—	—	—	—	—
Hurricanes/NHL Totals (4 seasons)			47	2478	137	2	3.32	15-22-4	—	—	—	—	—	—

(a) June 26, 2004—Selected by the Carolina Hurricanes in the 2004 NHL Entry Draft. Second Hurricanes choice, 38th overall, second round.

(b) May 31, 2006—Signed a three-year, entry-level contract with the Carolina Hurricanes.

VS. NHL

CLUB	GP	MIN	W-L-OT	GA	SO	GAA
ANA	1	65	0-0-1	2	0	1.85
BOS	3	116	1-0-0	9	0	4.66
BUF	2	89	1-1-0	7	0	4.72
CGY	0	0	0-0-0	0	0	0.00
CAR	0	0	0-0-0	0	0	0.00
CHI	1	60	0-1-0	5	0	5.00
COL	0	0	0-0-0	0	0	0.00
CBJ	0	0	0-0-0	0	0	0.00
DAL	0	0	0-0-0	0	0	0.00
DET	0	0	0-0-0	0	0	0.00
EDM	0	0	0-0-0	0	0	0.00
FLA	4	243	2-1-1	9	0	2.22
LA	1	59	0-1-0	4	0	4.07
MIN	0	0	0-0-0	0	0	0.00
MTL	3	142	0-2-0	10	0	4.23
NSH	1	60	0-1-0	5	0	5.00
NJ	2	60	1-0-0	2	0	2.00
NYI	2	79	1-1-0	2	0	1.52
NYR	1	19	0-0-0	0	0	0.00
OTT	1	59	0-1-0	3	0	3.05
PHI	3	151	0-2-0	12	0	4.77
PHX	1	60	0-1-0	4	0	4.00
PIT	6	339	2-3-1	25	0	4.42
SJ	1	60	1-0-0	2	0	2.00
STL	0	0	0-0-0	0	0	0.00
TB	2	120	0-2-0	9	0	4.50
TOR	2	120	1-1-0	5	0	2.50
VAN	0	0	0-0-0	0	0	0.00
WSH	6	335	3-3-0	10	2	1.79
WPG	4	243	2-1-1	12	0	2.96

PERSONAL

Justin spends his summers in Toronto and has a dog named Roxy... His uncle, Mike Leckie, played college hockey at Harvard... His brother, Anthony, plays goalie for the St. Mary's Huskies (CIS) and his brother, Alex, is a defenseman for the Plymouth Whalers... Justin is involved with the Ainsleigh Bontaine Memorial Golf Tournament, which benefits the children's hospital in London, Ont... He started playing hockey at the age of five, and switched to goaltender at age 11... His first youth team was the Blyth Bulldogs, and his favorite former teammate was Cole Stewart... His parents were the biggest influence on his career and his favorite player growing up was Patrick Roy... His favorite television show is SportsCenter, favorite movie is Gladiator, favorite magazine is Sports Illustrated and favorite

musical artist is Jason Aldean... Justin's first job was in landscaping... His favorite vacation spot is the Bahamas, favorite Triangle restaurant is Nina's, favorite food is steak and favorite website is tsn.ca... His biggest talent outside of hockey is golf, and he is a fan of the Toronto Blue Jays... Justin's favorite non-hockey athlete is Usain Bolt and the person he'd most like to meet is Wayne Gretzky... He wears No. 35 because it was his number in Albany (AHL)... Justin's biggest game-day habit is his pre-game stretching routine... His favorite thing about playing in the NHL is "the competitiveness" and most memorable hockey moment was his first NHL game... Justin's favorite road city is New York and favorite road arena is Toronto's Air Canada Centre.



2012-13 SEASON


Completed his fourth NHL season with Carolina, appearing in 19 games on the NHL level... Was 4-11-1 with a 3.46 goals-against average for the Hurricanes... Played 37 American Hockey League (AHL) games with Charlotte prior to his NHL recall on 3/5, going 22-12-1 with a 2.29 goals-against average and .921 save percentage... Among AHL netminders, ranked tied for second in shutouts (6), eighth in goals-against average, ninth in save percentage and tied for 13th in wins, despite being in the NHL for the final two months of the season... Started for the Western Conference at the 2013 AHL All-Star Game, stopping 12 of 13 shots in the opening period... Was named Top Goaltender at the skills competition during the AHL's

All-Star weekend... Earned five consecutive wins for Charlotte from 10/28-11/18, including a shutout at Peoria (10/28)... Won four consecutive AHL games from 1/4-1/16, including three shutouts: at Lake Erie (1/4), at Oklahoma City (1/11) and vs. Grand Rapids (1/16)... Stopped 41 shots in a shutout victory at Abbotsford (2/23)... Recalled to the NHL on 3/5... Made his NHL season debut vs. BUF (3/5), stopping 37 of 40 shots for the win... Made 26 saves to earn his second career NHL shutout at WSH (3/12)... Set a career-high with seven consecutive starts from 4/8-4/20... Served as backup and did not play for eight NHL games.

CAREER

Is in his fifth NHL season with the Hurricanes... Signed a two-year contract with Carolina on July 1, 2012... Had a record of 94-94-9 with a 2.73 goals-against average in 213 career AHL games entering 2013-14... Also played in 32 games in the ECHL with Florida, going 18-10-3 with a 2.67 goals-against average... **2002-03:** Completed his rookie season of junior hockey with Toronto St. Michael's of the Ontario Hockey League (OHL), going 6-10-1 with a 3.08 goals-against average... Won a bronze medal with Team Ontario during the 2003 Under-17 Canada Games, posting a 3-0 record... **2003-04:** Was second among OHL goaltenders in wins, posting a St. Michael's Majors modern-era franchise record with 30 victories... Was selected for the 2004 CHL Top Prospects Game... Had four shutouts during the 2004 OHL playoffs, and scored a goal in Game 7 of the Majors' first-round playoff victory against Sudbury, the only goal of his amateur or professional career... **2004-05:** Was 23-23-5 with a 2.78 goals-against average in 58 games for Toronto St. Michael's... **2005-06:** Split his final season of junior hockey between Toronto St. Michael's and Plymouth... Was 29-21-4 with a 3.14 goals-against average for the season, including 19-15-1 with a 2.75 goals-against average after the trade to Plymouth... Completed his four-year junior hockey career posting a record of 88-70-16 in 189 career OHL games, with a 2.88 goals-against average and eight shutouts... **2006-07:** Completed his first professional season, spending most of the year with Albany (AHL)... Was 10-8-0 with a 3.26 goals-against average and .886 save percentage in 34 games with the River Rats... Also appeared in one ECHL game with the Florida Everblades... Made his professional debut with Albany at Rochester on 10/6, and posted his first professional shutout for the River Rats 12/8/06... **2007-08:** Split the year between Albany (AHL) and Florida (ECHL)... Was 18-10-2 in the ECHL with a 2.57 goals-against average and 7-3-0 in the AHL with a 2.70 goals-against average... Began the season in Florida and was the ECHL's Goaltender of the Month for October, finishing the month unbeaten with a 0.97 goals-against average... Was named to the American Conference squad for the 2008 ECHL All-Star Game... Stopped an ECHL career-high 49 shots in a 5-4 shootout win at Mississippi (12/28)... **2008-09:** Spent the entire season with Albany (AHL), posting AHL-career bests in games played (56), shutouts (4) and save percentage (.908)... Made an AHL-career-high 55 saves vs. Providence (11/8)... Was recalled to Carolina (NHL) for the first time on 12/2 and served as the Hurricanes' backup for four games... Won four consecutive AHL games from 2/7-2/13... Dropped the gloves with Alexandre Picard at Syracuse (2/28)... Made 47

saves and stopped four-of-six in the shootout for a 1-0 win at Providence (3/20)... Played in his 100th AHL game at Wilkes-Barre/Scranton (4/10)... Recorded his 19th win of the season and had 15 penalty minutes for a center-ice scrap with Senators goalie Jeff Glass vs. Binghamton (4/11)... **2009-10:** Completed his first NHL season, earning a record of 6-3-0 with a 2.83 goals-against average and .905 save percentage... Was 26-18-2 with a 2.54 goals-against average and .917 save percentage in 47 AHL games with Albany... Played in the 2010 AHL All-Star Classic in Portland, stopping nine of 11 shots for the Canadian AHL All-Stars during the second period of a 10-9 shootout victory for Canada... Made his NHL debut, stopping 34 of 35 shots to earn the victory and first-star honors at NYI (2/6)... Recorded his career-best 20th AHL win of the season with a victory vs. Adirondack (2/20)... Made 32 saves on 33 shots at TOR (3/2) to earn his third consecutive NHL victory... Suffered his first NHL loss, giving up three goals on 29 shots faced at FLA (3/6)... Made 37 saves and was named first star in a 4-3 overtime victory vs. PIT (3/11)... Played all eight of Albany's Calder Cup Playoff games, going 4-4 with a 3.42 goals-against average... Won his professional playoff debut vs. Wilkes-Barre/Scranton (4/14)... Earned victories in four consecutive games as the River Rats swept Wilkes-Barre/Scranton before being swept by Hershey... **2010-11:** Established then-career high in NHL games played (12), going 3-5-1 with a 3.98 goals-against average... Served as backup and did not play in 70 games, including 36 of the final 37 games... Made his season debut at LA (10/20), stopping 23 of 27 shots in a 4-3 loss... Entered the game at FLA (12/15) at the 1:42 mark and stopped 21 of 22 shots to earn his first victory of the season... Stopped 32 of 35 shots to earn his second win of the season at FLA (1/7)... Earned his second consecutive victory, stopping 25 of 28 shots in a 4-3 overtime win vs. ATL (1/9)... **2011-12:** Was 2-3-2 with a 2.48 goals-against average and .931 save percentage in seven games with the Hurricanes... Went 10-13-2 with a 2.77 goals-against average and .907 save percentage in 28 AHL games with Charlotte... Began the year in AHL and was named the Reebok/AHL Goaltender of the Month for November after posting a 5-1-1 record with a 1.63 goals-against average and a .949 save percentage in seven appearances... Made NHL season debut and stopped a career-high 48 shots at PIT (12/27)... Made 35 saves to earn his first win of the season vs. SJ (2/17)... Stopped 17 shots to earn his first career NHL shutout vs. WSH (2/20)... Stopped 42 of the 44 shots he faced in a 3-2 shootout loss vs. FLA (2/25)... Served as backup for 25 NHL games.



JONI PITKANEN 25



Defenseman • Shoots Left

6'3" • 220 lbs.

9/19/83 • Oulu, Finland

Acquired: 7/1/08, Trade with EDM

2012-13 Team: Carolina

Drafted: Philadelphia 2002 (1-4-1)

HIGHLIGHTS

NHL FIRSTS:

Game: 10/9/03; 2-0 PHI W vs. BUF

Point: 10/9/03; 2-0 PHI W vs. BUF (assist)

Goal: 10/18/03; 5-4 PHI W at PHX (Burke)

Shootout Stats: 1 attempt, 0 goals (0%),
0 game-deciding goals

NHL HIGHS:

Goals: 2-5x (Last: 1/30/06; 3-2 PHI W at NYR)

Assists: 3-7x (Last: 1/16/10; 5-3 CAR L vs. ATL)

Points: 3-10x (Last: 10/18/11; 4-1 CAR W at BOS)

Penalty Min: 12 (11/12/05; 5-4 PHI W vs. FLA)

Goal Streak: 2 games-2x (Last: 2/6/10-2/9/10: 2g)

Assist Streak: 6 games (10/27/05-11/8/05: 10a)

Point Streak: 6 games-2x (Last: 11/17/10-11/28/10: 1g, 5a)

CAREER STATS

YEAR	TEAM	LEAGUE	REGULAR SEASON					PLAYOFFS				
			GP	G	A	TP	PIM	GP	G	A	TP	PIM
1998-99	Karpat U-18	Fin. U-18	30	1	5	6	12	—	—	—	—	—
1999-00	Karpat U-18	Fin. U-18	36	12	14	26	26	6	1	4	5	2
	Karpat Jr.	Fin. Jr.	2	0	0	0	0	—	—	—	—	—
2000-01	Karpat	Fin.	21	0	0	0	10	2	0	0	0	2
	Karpat Jr.	Fin. Jr.	24	6	11	17	77	—	—	—	—	—
2001-02 (a)	Karpat	Fin.	49	4	15	19	65	4	0	0	0	12
	Karpat Jr.	Fin. Jr.	—	—	—	—	—	1	0	0	0	0
2002-03	Karpat	Fin.	35	5	15	20	38	—	—	—	—	—
2003-04	Philadelphia	NHL	71	8	19	27	44	15	0	3	3	6
2004-05	Philadelphia	AHL	76	6	35	41	105	21	3	4	7	16
2005-06	Philadelphia	NHL	58	13	33	46	78	6	0	2	2	2
2006-07	Philadelphia	NHL	77	4	39	43	88	—	—	—	—	—
2007-08 (b)	Edmonton	NHL	63	8	18	26	56	—	—	—	—	—
2008-09 (c)	Carolina	NHL	71	7	26	33	58	18	0	8	8	16
2009-10	Carolina	NHL	71	6	40	46	72	—	—	—	—	—
2010-11	Carolina	NHL	72	5	30	35	60	—	—	—	—	—
2011-12	Carolina	NHL	30	5	12	17	16	—	—	—	—	—
2012-13	Carolina	NHL	22	1	8	9	12	—	—	—	—	—
Hurricanes Totals (5 Seasons)			266	24	116	140	218	18	0	8	8	16
NHL Totals (9 Seasons)			535	57	225	282	484	39	0	13	13	24

(a) June 22, 2002—Selected by the Philadelphia Flyers in the 2002 NHL Entry Draft. First Flyers pick, 4th overall, first round.

(b) July 1, 2007—Traded by the Philadelphia Flyers to the Edmonton Oilers along with Geoff Sanderson and the Flyers' third-round pick in the 2009 NHL Entry Draft in exchange for Jason Smith and Joffrey Lupul.

(c) July 1, 2008—Traded by the Edmonton Oilers to the Carolina Hurricanes in exchange for Erik Cole.


PERSONAL

Joni and his wife, Sini, have a son, Akseli (2), and a daughter, Elle (1)... They spend their summers in his hometown of Oulu, Finland... He has a dog named Iiris... His first youth team was Karpat Oulu, and his favorite team growing up was the Pittsburgh Penguins... The player he most emulated was Brian Leetch, and the person who had the biggest influence on his career was his father... He also played baseball and soccer growing up... His first job was working with a delivery company when he was 16... Joni's favorite vacation spot is Spain, favorite movie is Old School and favorite television show is Prison Break... The most-played artist on

his iPod is the Finnish rock band HIM... His favorite food is steak and favorite team outside of hockey is Manchester United... Joni's biggest talent outside of hockey is soccer and the celebrity he would most like to meet is Wayne Rooney... The person in history he would most like to meet is Elvis Presley... His all-time favorite teammate not with the Hurricanes is Antero Niittymäki... His favorite thing about playing in the NHL is playing against the best players in the world... His favorite website is mtv3.fi... His favorite road city is New York City and his favorite road arena is the Bell Centre.

VS. NHL

CLUB	GP	G	A	PTS	PIM
ANA	9	1	5	6	8
BOS	23	6	9	15	12
BUF	25	0	11	11	22
CGY	11	0	1	1	8
CAR	10	1	5	6	6
CHI	10	1	3	4	8
COL	10	1	5	6	10
CBJ	9	0	1	1	4
DAL	12	1	2	3	18
DET	9	1	2	3	8
EDM	2	0	3	3	4
FLA	30	9	13	22	36
LA	6	1	3	4	4
MIN	11	2	3	5	12
MTL	22	3	6	9	18
NSH	9	1	1	2	12
NJ	35	2	9	11	34
NYI	31	3	12	15	22
NYR	36	4	16	20	42
OTT	26	0	13	13	26
PHI	14	3	5	8	18
PHX	10	2	9	11	6
PIT	33	5	15	20	20
STL	10	1	3	4	4
SJ	10	1	0	1	2
TB	30	1	23	24	18
TOR	24	1	14	15	18
VAN	9	1	2	3	14
WSH	28	1	11	12	26
WPG	31	4	20	24	44



2012-13 SEASON


Completed his ninth NHL season and fifth with the Hurricanes... Ranked tied for fourth among Carolina defensemen in scoring with nine points (1g, 8a) despite missing 26 of the season's 48 games due to injury... Registered two assists and was a season-high (+4) vs. BUF (1/24)... Scored his only goal of the season with a first-period tally at PHI (2/2)... Placed on injured reserve on 2/18 with a lower-body injury... Activated from injured reserve on 3/2, but left the game vs. FLA that night after skating just 6:02 of

ice time... Missed six more games prior to returning to action at TB (3/16)... Earned assists in consecutive games at NYR (3/18) and vs. FLA (3/19)... Suffered a broken left calcaneus (heel) bone vs. WSH (4/2), and missed the remainder of the season with the injury... **Longest assist streak:** 2 games (3/18-3/19: 0g, 2a)... **Longest point streak:** 2 games (3/18-3/19: 0g, 2a)... **Multi-assist games:** 1 (1/24 vs. TB: 0g, 2a)... **Multi-point games:** 1 (1/24 vs. TB: 0g, 2a).

CAREER

Is in his 10th NHL season and sixth with the Hurricanes... Acquired from Edmonton on July 1, 2008, in exchange for Erik Cole... Signed a three-year contract with the Hurricanes on June 28, 2011... Represented Finland at the 2010 Winter Olympics in Vancouver, earning three points (1g, 2a) in five games while helping Finland capture the bronze medal... Twice represented Finland at the IIHF World Junior Championship, winning back-to-back bronze medals in 2002 and 2003... Received the IIHF Directorate Award as the tournament's best defenseman in 2003 in Halifax, totaling six points (1g, 5a) in seven games... Also skated for Finland's Under-18 team at the 2000 Five Nations Cup in Salt Lake City and the Under-17 2000 World Hockey Challenge in Timmins, Ont... Played three seasons in SM-Liiga, Finland's top professional league, from 2000-2003, totaling nine goals, 30 assists (39 points) and 113 penalty minutes in 105 games... **1998-99:** Skated in 30 games for Karpas Oulu's under-18 squad, notching one goal and five assists (6 points)... **1999-00:** Netted 12 goals and added 14 assists (26 points) in 36 regular-season games with Karpas Oulu's under-18 team... Had five points (1g, 4a) in six playoff games... Also played in two games for Karpas Oulu Jr... **2000-01:** Made his debut in Finland's top division, SM-Liiga, skating in 21 regular-season games and two playoff contests with Karpas Oulu... Also played 24 games for Karpas Oulu's junior team, notching 17 points (6g, 11a)... **2001-02:** Was tied for first among Karpas Oulu (SM-Liiga) defensemen with 19 points (4g, 15a)... Was the top-rated European skater in NHL Central Scouting's final report heading into the 2002 NHL Entry Draft... **2002-03:** Ranked first among Karpas Oulu defensemen in scoring with five goals and 15 assists (20 points) in 35 games... **2003-04:** Completed his first NHL season, totaling eight goals and 19 assists (27 points) in 71 games with the Philadelphia Flyers... Named to NHL All-Rookie Team... Ranked second among NHL rookie defensemen in points (27) and was second in power-play points (17) and assists (12)... Ranked second among all NHL rookies in plus/minus (+15)... Played for the Eastern Conference team at the 2004 NHL YoungStars Game during NHL All-Star Weekend... Scored his first NHL point with a power-play assist in his first NHL game vs. BUF (10/9)... Netted a power-play goal at PHX (10/18) for his first NHL goal, beating Sean Burke at 1:42 of the first period... **2004-05:** Scored six goals and 35 assists (41 points) with 105 penalty minutes in 76 games for the Philadelphia Phantoms of the American Hockey League (AHL)... Ranked tied for second among Phantoms defensemen in scoring (41 points)... Added three goals and four assists (7 points) in 21 playoff games as the Phantoms captured the Calder Cup championship... Voted a starter for PlanetUSA Team at 2005 AHL All-Star Classic... **2005-06:** Won the Barry Ashbee Trophy as the Flyers' most outstanding defenseman and the Pelle Lindbergh Memorial Trophy as Philadelphia's most improved player... Scored a career-high 46 points (13g, 33a) in 58 games, also establishing a single-season high for goals (13)... Ranked second among Flyers skaters in assists and third in plus/minus (+22)... Was tied for 19th in scoring among NHL defensemen and was seventh among NHL blueliners in points-per-game (0.79)... Played his 100th career NHL game at BUF (2/2)... Had career-high six-game assist and point streaks with 13 points (3g, 10a) from 10/27 to 11/8... Missed 24 games due to injury, including 22 following surgery performed on 12/7 to repair athletic pubalgia... **2006-07:** Set career-highs in games (77) and penalty minutes (88)... Ranked third among Flyers skaters in

scoring (43 points), while leading Philadelphia in assists (39) and power-play assists (17)... Led Flyers defensemen in scoring... Was ranked 22nd in scoring among NHL blueliners and 16th in assists, marking the second consecutive season that he was among NHL's top 25 defensemen in scoring... Led Flyers skaters in ice time for the second consecutive season, averaging 24:32 of ice time per game... His second of two assists vs. TB (1/30) was his 100th career NHL point... Played his 200th career NHL game vs. NYI (3/24)... **2007-08:** Tallied eight goals and 18 assists (26 points) in 63 games for Edmonton... Scored the game-winning goal vs. PHI (10/6) for his first goal and point with the Oilers... Underwent arthroscopic surgery on his right knee on 10/26... Returned to the lineup vs. COL (11/22) after missing 13 games... Earned his 100th career NHL assist vs. CHI (2/6)... **2008-09:** Was first on the team and 15th in the league in average ice time per game (24:48)... Was plus or even in 29 of his last 32 games and ranked tied for third on the team in that category (+11)... Was third among Hurricanes defensemen and 10th on the team in scoring with 33 points (7g, 26a)... Led all Carolina defensemen in assists (26)... Made his Hurricanes debut and scored his first Hurricanes goal vs. FLA (10/10)... Played his 300th NHL game vs. STL (1/2)... Played in all 18 playoff games for Carolina... Led all Hurricanes in ice time per game in the playoffs (26:28) and was tied for first on the team in assists (8)... Ranked third in the league in ice time per game in the playoffs (26:28)... Earned his first Hurricanes playoff point with an assist in Game 3 vs. NJ (4/19)... Earned a pair of assists and skated a game-high 35:33 of ice time in Game 7 at BOS (5/14)... **2009-10:** Established a career high in assists (40) and matched a career high in points (46)... Ranked first in the NHL in average time on ice per game (27:22)... Ranked second among Hurricanes and tied for eighth among NHL defensemen in assists (40)... Was 13th among NHL defensemen in scoring (46 points)... Was tied for first among Hurricanes in multi-assist games (10)... Played in his 100th game with the Hurricanes vs. PHI (12/26)... Matched his career high with three assists vs. ATL (1/16), reaching 200 career NHL points with the third assist... **2010-11:** Led Carolina defensemen in assists (30) and ranked second in points (35)... Ranked 13th in the NHL in average ice time per game (25:01)... The Hurricanes earned points in 26 of the 30 games in which he tallied a point (21-4-5)... Assisted on Jokinen's goal, playing in his home country of Finland against MIN (10/7) in the first game of the 2010 NHL Premiere... Matched his career-long point streak with points in six consecutive games from 11/17-11/28 (1g, 5a)... Earned two assists, including his 100th career Hurricanes point, vs. ATL (2/5)... Earned his 200th career NHL assist vs. PIT (2/25)... Played his 200th game with the Hurricanes vs. ATL (3/9)... **2011-12:** Appeared in just 30 games, missing 52 games with head and knee injuries... Ranked tied for fourth among Hurricanes defensemen in goals (5), totaling 17 points (5g, 12a) and 16 penalty minutes... Was tied for second among Carolina blueliners in power-play assists (6) and was third in power-play points (8)... Had three points (1g, 2a) at BOS (10/18)... Returned to the lineup after missing eight games due to injury and earned an assist at OTT (11/27), marking his 500th NHL game... Extended his point streak to season-high four games with an assist vs. PIT (12/3)... Returned to the lineup after missing 44 games because of injury and had two points (1g, 1a), including the game-winning goal vs. FLA (3/21).



TUOMO RUUTU 15



Wing • Shoots Left

6'0" • 205 lbs.

2/16/83 • Vantaa, Finland

Acquired: 2/26/08, Trade with CHI

2012-13 Team: Carolina

Drafted: Chicago 2001 (1-9-1)

HIGHLIGHTS

NHL FIRSTS:

Game: 10/8/03; 1-0 CHI W vs. MIN

Point: 10/19/03; 3-1 CHI W vs. NSH (goal)

Goal: 10/19/03; 3-1 CHI W vs. NSH (C. Mason)

Shootout Stats: 21 attempts, 9 goals (42.9%),
4 game-deciding goals

NHL HIGHS:

Goals: 3 (12/16/09; 5-3 CAR W vs. DAL)

Assists: 4 (11/19/09; 6-5 CAR SO W vs. TOR)

Points: 5 (3/7/09; 9-3 CAR W at TB)

Penalty Min: 19 (4/13/06; 7-3 CHI L vs. DET)

Goal Streak: 4 games (12/21/11-12/27/11: 4g)

Assist Streak: 5 games-2x (Last: 3/2/10-3/10/10: 5a)

Point Streak: 6 games (12/15/11-12/27/11: 5g, 2a)

CAREER STATS

YEAR	TEAM	LEAGUE	REGULAR SEASON					PLAYOFFS				
			GP	G	A	TP	PIM	GP	G	A	TP	PIM
1999-00	HIFK U20	Fin-Jr	35	11	16	27	32	3	0	1	1	4
	HIFK Helsinki	Finland	1	0	0	0	2	—	—	—	—	—
2000-01 (a)	HIFK U20	Fin-Jr	2	1	0	1	0	—	—	—	—	—
	Jokerit Helsinki	Finland	47	11	11	22	94	5	0	0	0	4
2001-02	Jokerit Helsinki	Finland	51	7	16	23	69	10	0	6	6	29
2002-03	HIFK Helsinki	Finland	30	12	15	27	24	—	—	—	—	—
2003-04	Chicago	NHL	82	23	21	44	58	—	—	—	—	—
2005-06	Chicago	NHL	15	2	3	5	31	—	—	—	—	—
2006-07	Chicago	NHL	71	17	21	38	95	—	—	—	—	—
2007-08 (b)	Chicago	NHL	60	6	15	21	75	—	—	—	—	—
	Carolina	NHL	17	4	7	11	16	—	—	—	—	—
2008-09	Carolina	NHL	79	26	28	54	79	16	1	3	4	8
2009-10	Carolina	NHL	54	14	21	35	50	—	—	—	—	—
2010-11	Carolina	NHL	82	19	38	57	54	—	—	—	—	—
2011-12	Carolina	NHL	72	18	16	34	50	—	—	—	—	—
2012-13	Carolina	NHL	17	4	5	9	8	—	—	—	—	—
Hurricanes Totals (6 Seasons)			321	85	115	200	257	16	1	3	4	8
NHL Totals (9 Seasons)			549	133	175	308	516	16	1	3	4	8

(a) June 22, 2001—Selected by the Chicago Blackhawks in the 2001 NHL Entry Draft. First Blackhawks pick, ninth overall, first round.

(b) Feb. 26, 2008—Acquired by the Carolina Hurricanes in exchange for Andrew Ladd.


VS. NHL

CLUB	GP	G	A	PTS	PIM
ANA	14	2	1	3	10
BOS	19	4	4	8	12
BUF	19	1	3	4	10
CGY	15	5	6	11	14
CAR	1	1	0	1	0
CHI	4	1	1	2	6
COL	17	5	7	12	26
CBJ	25	5	13	18	43
DAL	16	5	2	7	14
DET	24	4	3	7	33
EDM	14	3	5	8	9
FLA	27	9	12	21	12
LA	15	4	2	6	21
MIN	16	2	3	5	21
MTL	16	2	3	5	22
NSH	24	4	5	9	16
NJ	20	8	8	16	14
NYI	16	4	5	9	8
NYR	19	5	6	11	12
OTT	18	5	6	11	12
PHI	17	3	5	8	14
PHX	16	7	4	11	18
PIT	20	6	5	11	24
STL	25	3	10	13	22
SJ	16	3	6	9	34
TB	28	7	15	22	12
TOR	19	5	12	17	12
VAN	15	4	5	9	18
WSH	26	7	6	13	16
WPG	28	9	12	21	31

PERSONAL

Tuomo and his wife, Emilia, have a one-year-old daughter... Tuomo is involved with the children's organization Plan International... Tuomo's brother, Jarkko, plays for Jokerit in Finland, and his cousin, Hanno Möttölä, played basketball at the University of Utah and in the NBA for the Atlanta Hawks... Tuomo's first youth team was Vantaa EVU, when he was 5 years old, and his favorite player growing up was Mario Lemieux... He says his "whole family" had the biggest impact on his career... Tuomo also played soccer and ran long-distance events in track and field growing up... He speaks English, Finnish, Swedish and some German and says his favorite vacation spots are Norway and Iceland... Tuomo collects CDs of 1980s hair bands and says his favorite movie is Dances with Wolves... His favorite meal is the traditional Finnish meal of reindeer and mashed potatoes... Tuomo enjoys

the novels of Paulo Coelho and his biggest talent outside of hockey is soccer... The person he would most like to meet is Nelson Mandela... His favorite holiday is Christmas and his first job was in retail at a clothing store... He wears the number 15 because it was his number with the Finnish national team... His most memorable goal was his score in the final of the World Cup of Hockey against Canada and his most memorable hockey moment was winning the 2011 IIHF World Championship with Finland... His all-time favorite teammate is his brother and his favorite thing about playing professional hockey is spending time with his teammates... Tuomu's favorite website is yle.fi and his favorite restaurant in the Triangle is Sitti... His favorite road city is Montreal, favorite road arena is Bell Centre in Montreal and favorite team to play against is Montreal.



2012-13 SEASON

Completed his ninth NHL season and sixth with the Hurricanes, appearing in just 17 games... Totaled four goals and five assists (9 points) and eight penalty minutes... Missed the first 29 games of the season while recovering from hip surgery... Made his season debut vs. NJ (3/21)... Earned his first point of the season and 300th career NHL point with an assist on Jordan Staal's third-period goal at TOR (3/28)... Earned a pair of helpers at WPG (3/30)... Fired a season-high four shots on net vs. TB (4/4)... Registered a season-high seven hits vs. NYR (4/6)... Scored two goals

at WPG (4/18)... Earned his 200th Hurricanes point with a goal at PIT (4/27)... Earned five points in the last six games of the season (4/18-4/27: 4g, 1a)... Games missed due to injury: 31 (hip: 1/19-3/19; lower-body: 4/1-4/2)... **Longest goal streak:** 2 games (4/25-4/27: 2g, 0a)... **Longest assist streak:** 2 games (3/28-3/30: 0g, 3a)... **Longest point streak:** 3 games (4/23-4/27: 2g, 1a)... **Multi-goal games:** 1 (4/18 at WPG: 2g, 0a)... **Multi-assist games:** 1 (3/30 at WPG: 0g, 2a)... **Multi-point games:** 2 (last: 4/18 at WPG: 2g, 0a).

CAREER

Is in his 10th NHL season and seventh with Carolina... Agreed to a four-year contract with the Hurricanes on 2/22/12 that runs through the 2015-16 season... Has represented Finland at 10 major international tournaments, including the 2010 Winter Olympics in Vancouver, when Finland earned bronze... Served as an assistant captain and led his team in scoring, helping Finland capture a bronze medal at the 2000 Under-18 World Junior Championship... Won a silver medal at the 2001 Under-20 World Junior Championship and a bronze at the 2002 Under-20 World Junior Championship... Served as team captain at the 2003 Under-20 World Junior Championship and led the tournament in scoring (10 points), helping Finland capture the bronze medal... Represented Finland at the 2004 World Cup of Hockey, as well as the 2006, 2007, 2008 and 2011 IIHF World Championships... Was third among all skaters in goals (6) at the 2011 World Championship, leading Finland to the gold medal... **1999-00:** Spent the majority of the season with HIFK Helsinki's Under-20 team in the Finnish Junior League, recording 11 goals and 16 assists (27 points) in 35 regular-season games... Played in one game with HIFK Helsinki of the Finnish Elite League (SM-Liiga)... **2000-01:** Was the youngest player in the Finnish Elite League, recording 11 goals and 11 assists (22 points) in 47 games for Jokerit... Appeared in five playoff games for Jokerit before suffering a season-ending knee injury... **2001-02:** Totaled 23 points (7g, 16a) in 51 games with Jokerit... Served as an assistant captain... Played in 10 postseason contests, tallying six assists and registering 29 penalty minutes in helping Jokerit capture the SM-Liiga Championship... Selected as The Hockey News No. 1 NHL-affiliated prospect in the world in 2002 by a panel of NHL executives in the publication's 14th Annual Future Watch edition... **2002-03:** Skated in 30 games for HIFK Helsinki of the Finnish Elite League, totaling 27 points (12g, 15a) and 24 penalty minutes... Suffered a season-ending knee injury in mid-January... Named by The Hockey News as the top player in the world not playing in the NHL during the 2002-03 season... **2003-04:** Played his first season of hockey in North America, joining the Chicago Blackhawks... Led the team in goals with 23... Ranked tied for first among Blackhawks skaters in power-play goals (10) and led the team in game-winning goals (3)... Among NHL rookies, ranked third in goals (23), tied for fifth in assists (21), third in points (44), tied for first in power-play goals (10), tied for second in power-play points (17), third in shots (174) and third in shooting percentage (13.2%)... Was named the NHL's Rookie of the Month for March after tallying 16 points (8g, 8a) in 15 games... His 16 points in March were the most by any NHL rookie in a single month during the 2003-04 season... Notched 39 points (21g,

18a) in the final 46 games of the season... Was one of four Blackhawks to play in all 82 games... Represented Chicago and the Western Conference at the 2003 NHL YoungStars Game during All-Star Weekend... Made his NHL debut vs. MIN (10/8)... Scored his first NHL goal/point, beating Chris Mason vs. NSH (10/19)... Earned his first NHL assist vs. CGY (11/12)... Earned his first NHL multi-goal game with a pair of goals at CGY (1/30)... Had three points in a game three times (2/19 at SJ, 2/25 at CBJ, 3/11 at NJ)... **2004-05:** Appeared in six games for Finland at the 2004 World Cup of Hockey, tallying three points (1g, 2a)... Did not play professionally during the season... **2005-06:** Appeared in only 15 games due to back and ankle injuries, registering five points (2g, 3a) and 31 penalty minutes... Missed 25 games with a sore back and 37 games with a partially-severed tendon in his ankle, suffered vs. NSH (1/8)... **2006-07:** Appeared in 71 games, recording 38 points (17g, 21a)... Led the Blackhawks with 156 hits... Suffered a sprained knee during a preseason game at CBJ (9/22) and missed the first 10 games of the regular season... Played his 100th NHL game and scored Chicago's only goal vs. NJ (11/9)... **2007-08:** Split the season between Chicago and Carolina, as the Hurricanes acquired him at the trading deadline in exchange for Andrew Ladd... Had four goals and seven assists (11 points) in 17 games with Carolina after being acquired from the Blackhawks... Was second on the team in hits (171) and tied for third among Hurricanes forwards in plus/minus (+4)... Prior to the trade, had six goals and 15 assists (21 points) and 75 penalty minutes in 60 games played with Chicago... Earned his 100th career NHL point with a goal vs. LA (12/12)... Played his 200th career game at OTT (12/22)... Made his Hurricanes debut vs. NJ (2/26), earning an assist and leaving the game in the third with facial lacerations for which he received approximately 40 stitches... Scored his first goal with the Hurricanes and assisted on Staal's goal vs. TB (3/1)... **2008-09:** Established his career high in goals (26)... Ranked second among Hurricanes in goals (26) and third in points (54)... Was second on the team in power-play goals (10)... Led the team in penalty minutes (79)... Led all Hurricanes and ranked 10th in the NHL in hits (228)... Was selected by the Carolina media as the winner of the 2008-09 "Good Guy Award," given for cooperation with the local media... Established a new career high for points in a game with five (2g, 3a) at TB (3/7)... Completed his first NHL playoff season, skating in 16 of Carolina's 18 postseason contests... Ranked fourth on the team in hits in the playoffs (54)... Made his NHL playoff debut in Game 1 at NJ (4/15)... Assisted on Staal's goal for his first career playoff point in Game 4 vs. NJ (4/21)... Scored his first career playoff goal in Game 7 vs. NJ (4/28)... Assisted on

CAREER CONTINUED


Jokinen's overtime game winner in Game 3 vs. BOS (5/6)... **2009-10:** Ranked tied for fifth among Hurricanes in goals (14) and second in hits (156) despite missing 28 games due to injury or suspension... Played in his 100th game with the Hurricanes and earned his first points of the season with a goal and an assist vs. FLA (10/9)... Had a goal and an assist and was assessed a boarding major and a game misconduct at COL (10/23)... Was suspended for three games (10/24-10/31) for a hit on Darcy Tucker at COL (10/23)... Established a new career-high with four assists and scored the game-deciding goal in the shootout vs. TOR (11/19)... Earned his first career hat trick with three goals on four shots and was (+2) vs. DAL (12/16)... Returned to action on Tuomo Ruutu bobblehead night after missing 15 games and netted an empty-net goal vs. FLA (2/9)... Earned his 200th career NHL point with an assist vs. BUF (2/11)... Earned an assist vs. BOS (3/16) for his 100th point with the Hurricanes... Had season-ending surgery on 3/25... **2010-11:** Established new career highs in points (57) and assists (38) in a season... Ranked second among Hurricanes skaters in assists (38) and third in points (57)... Led the Hurricanes and

ranked second in the NHL in hits (309)... Played in all 82 games of the season for the first time since his rookie year in 2003-04... Netted his first goal of the season vs. MIN (10/8) in the second game of the 2010 NHL Premiere in his home country of Finland... Scored his 100th career NHL goal and added an assist vs. WSH (12/26)... Had a four-point game with a goal and three assists vs. NJ (1/1)... Played in his 200th game with the Hurricanes at NYI (1/26)... Set a new career high with his 29th assist vs. ATL (2/5)... Had 10 points (2g, 8a) and was (+5) in the season's final 11 games... **2011-12:** Was fourth on the team in goals (18) and fifth in points (34)... Led all Hurricanes skaters in hits (151) despite missing 10 games due to injury... Earned his 100th Hurricanes assist vs. NYR (12/1)... Extended his point streak to a career-high six games and scored a goal for his career-best fourth consecutive game at PIT (12/27)... Played in his 500th NHL game at TB (12/31)... Played in his 300th career Hurricanes game vs. WPG (3/30)... Scored the game-winning, power-play goal at OTT (4/3)... Games missed due to injury: 10 (upper body: 2/17-3/7).

INTERNATIONAL EXPERIENCE

Year	Event	GP	G	A	P	PIM	Result	Notes
2000	World U-18 Championship	7	6	2	8	0	Bronze	Led team in scoring
2001	World U-20 Championship	7	1	3	4	4	Silver	
2002	World U-20 Championship	7	4	1	5	10	Bronze	
2003	World U-20 Championship	7	2	8	10	6	Bronze	Tied for tournament scoring lead
2004	World Cup of Hockey	6	1	2	3	4	Silver	
2006	World Championship	9	0	0	0	49	Bronze	Led tournament in penalty minutes
2007	World Championship	8	3	3	6	20	Silver	
2008	World Championship	9	4	2	6	8	Bronze	
2010	Winter Olympics	6	1	0	1	2	Bronze	
2011	World Championship	9	6	0	6	8	Gold	Third in tournament in goals





ANDREJ SEKERA 4



Defenseman • Shoots Left

6'0" • 201 lbs.

6/8/86 • Bojnice, Slovakia

Acquired: 6/30/13, Trade with BUF

2012-13 Team: Buffalo

Drafted: Buffalo 2004 (3-71-3)

HIGHLIGHTS

NHL FIRSTS:

Game: 12/9/06; 3-2 BUF SO W at MTL

Point: 10/26/07; 4-2 BUF W at FLA (assist)

Goal: 11/28/07; 4-3 BUF L vs. STL (Legace)

NHL HIGHS:

Goals: 1-17x (Last: 3/28/13; 5-4 BUF SO L at FLA)

Assists: 2-8x (Last: 3/12/13; 3-1 BUF W vs. NYR)

Points: 2-13x (Last: 3/12/13; 3-1 BUF W vs. NYR)

Penalty Min: 12 (3/30/11; 1-0 BUF W vs. NYR)

Goal Streak: 2 games (2/3/10-2/5/10: 2g)

Assist Streak: 5 games (2/26/11-3/6/11: 8a)

Point Streak: 5 games (2/26/11-3/6/11: 2g, 8a)

CAREER STATS

YEAR	TEAM	LEAGUE	REGULAR SEASON					PLAYOFFS				
			GP	G	A	TP	PIM	GP	G	A	TP	PIM
2001-02	Trencin Jr.	Slovak-Jr.	52	5	10	15	10	—	—	—	—	—
2002-03	Trencin Jr.	Slovak-Jr.	48	9	15	24	20	—	—	—	—	—
2003-04 (a)	Trencin	Slovakia	3	0	0	0	2	—	—	—	—	—
	Trencin Jr.	Slovak-Jr.	42	5	12	17	40	2	0	1	1	4
	Trencin U18	Svk U18	5	0	0	0	0	—	—	—	—	—
2004-05	Owen Sound	OHL	51	7	21	28	18	6	0	4	4	4
2005-06	Owen Sound	OHL	51	21	34	55	54	11	5	8	13	9
2006-07	Rochester	AHL	54	3	16	19	28	—	—	—	—	—
	Buffalo	NHL	2	0	0	0	2	—	—	—	—	—
2007-08	Rochester	AHL	40	2	15	17	22	—	—	—	—	—
	Buffalo	NHL	37	2	6	8	16	—	—	—	—	—
2008-09	Buffalo	NHL	69	3	16	19	22	—	—	—	—	—
2009-10	Buffalo	NHL	49	4	7	11	6	6	0	0	0	7
2010-11	Buffalo	NHL	76	3	26	29	34	2	1	0	1	4
2011-12	Buffalo	NHL	69	3	10	13	18	—	—	—	—	—
2012-13 (b)	Buffalo	NHL	37	2	10	12	4	—	—	—	—	—
NHL Totals (7 seasons)			339	17	75	92	102	8	1	0	1	11

(a) June 26, 2004—Selected by the Buffalo Sabres in the 2004 NHL Entry Draft. Third Sabres choice, 71st overall, third round.

(b) June 30, 2013—Acquired by the Carolina Hurricanes from the Buffalo Sabres in exchange for Jamie McBain and a second-round selection in the 2013 NHL Draft (J.T. Compher).


VS. NHL

CLUB	GP	G	A	PTS	PIM
ANA	5	0	2	2	0
BOS	32	3	7	10	6
BUF	0	0	0	0	0
CGY	3	0	2	2	4
CAR	18	1	6	7	8
CHI	6	0	0	0	2
COL	2	0	0	0	4
CBJ	6	0	0	0	10
DAL	3	0	0	0	0
DET	6	1	1	2	0
EDM	2	0	1	1	0
FLA	17	1	4	5	0
LA	4	0	1	1	0
MIN	4	0	3	3	0
MTL	27	3	5	8	18
NSH	4	0	0	0	0
NJ	18	0	4	4	0
NYI	17	0	2	2	6
NYR	20	1	5	6	16
OTT	23	1	5	6	2
PHI	17	2	4	6	2
PHX	4	1	1	2	4
PIT	17	0	4	4	2
STL	5	1	0	1	0
SJ	5	0	1	1	0
TB	16	0	3	3	2
TOR	25	2	5	7	6
VAN	3	0	2	2	0
WSH	18	0	6	6	10
WPG	12	0	1	1	0

PERSONAL

Andrej is single and spends his summers in Prievidza, Slovakia... His nickname is Reji... His charitable involvement includes helping less fortunate children afford to play hockey in his hometown... He was four years old when he first started skating and his parents were the biggest influence on his career... The best advice Andrej has received is to "look in the mirror first, and don't point fingers at others"... His favorite television show is Entourage, favorite movie is The Untouchables, favorite actor is Chris Tucker and favorite book is The Alchemist by Paulo Coelho... His first job was helping out at a bakery... His favorite food is sushi, favorite vacation

spots are Croatia and Spain and favorite website is lokalTV.sk... His biggest game-day habit is a good nap and his favorite former teammate is Thomas Vanek... His favorite sports outside of hockey are soccer, tennis and beach volleyball... The person Andrej would most like to meet is Mike Tyson... His favorite road city is Los Angeles and favorite road arena is Madison Square Garden... His favorite thing about playing in the NHL is "doing what I love" and his most memorable hockey moment was capturing the silver medal at the 2012 IIHF World Championship in Helsinki.



2012-13 SEASON


Completed his seventh NHL season with Buffalo, notching two goals and earning 10 assists (12 points) in 37 games played... Ranked third among Sabres defensemen in average ice time per game (21:12) and blocked shots (73)... Earned his first point of the season with an assist in Buffalo's season opener vs. PHI (1/20)... Netted his first goal of the season vs. TOR (1/29)... Blocked five shots vs. NJ (3/2)... Earned an assist and was (+2) with three blocked shots at PHI (3/10)... Had a pair of assists for his only multi-point effort of the season and was (+3) vs. NYR (3/12)...

CAREER

Is in his eighth NHL season and first with Carolina... Was acquired by the Hurricanes on 6/30/13 from the Buffalo Sabres in exchange for Jamie McBain and a second-round pick in the 2013 Draft... His current contract goes through the 2014-15 season... Has represented Slovakia in a number of international tournaments, including the 2004 U-18 World Junior Championship and the 2005 and 2006 World Junior Championships... Served as captain for Slovakia at the 2006 World Junior Championship in Vancouver, earning five points (2g, 3a) in six games... Also represented Slovakia at the 2008, 2009 and 2010 IIHF World Championships, and scored one goal in seven games at the 2010 Winter Olympic Games in Vancouver... **2001-03:** Spent two full seasons playing for Trencin in the Slovakian Junior League, totaling 39 points (14g, 25a) in 100 games... **2003-04:** Made his debut in Slovak Extraliga, the top league in Slovakia, playing three games for Trencin... Also played 42 games for Trencin Jr., earning 17 points (5g, 12a)... **2004-05:** Played his first season in the Ontario Hockey League (OHL) with Owen Sound, notching 28 points (7g, 21a) in 51 games... Appeared in six OHL playoff games as Owen Sound beat Plymouth before being swept by Kitchener in the second round... **2005-06:** Ranked tied for second among OHL defensemen in goals (21) and tied for eighth in points (55)... Won the Max Kaminsky Trophy as the OHL's most outstanding defenseman and was a first-team OHL All-Star... Recorded 13 multi-point games, including back-to-back hat tricks against Plymouth (10/30) and Barrie (11/2)... Had 13 points (5g, 8a) in 11 playoff games as Owen Sound topped Kitchener before falling to London in the second round... **2006-07:** Completed his first full professional season, spending most of the season with Rochester of the American Hockey League (AHL)... Had 19 points (3g, 16a) and was plus-14 in 54 AHL games... Also played two games for Buffalo, making his NHL debut at MTL (12/9)... Had a three-point game for Rochester at Binghamton (12/23)... **2007-08:** Appeared in 37 games for the Sabres, earning eight points (2g, 6a) with a plus-5 rating... Also skated in 40 AHL games with Rochester,

Registered seven points (1g, 6a) in eight games from 3/7-4/2, including a three-game point streak from 3/7-3/12 (0g, 4a)... Logged a season-high 27:39 of ice time at BOS (4/17)... Missed 11 games due to injury (ankle: 2/3-2/7; lower body: 2/17-2/21; upper body: 3/17-3/26)... **Longest assist streak:** 3 games (3/7-3/12: 0g, 4a)... **Longest point streak:** 3 games (3/7-3/12: 0g, 4a)... **Multi-assist games:** 1 (3/12 vs. NYR: 0g, 2a)... **Multi-assist games:** 1 (3/12 vs. NYR: 0g, 2a).

scoring two goals and adding 15 assists (17 points)... Recorded his first NHL point with an assist at FLA (10/26)... Beat Manny Legace for his first NHL goal vs. STL (11/28)... Scored an overtime goal vs. BOS (3/30)... Earned a point in four of the last five games of the season (1g, 4a)... **2008-09:** Played his first full NHL season, totaling 19 points (3g, 16a) and 22 penalty minutes in 69 games... Had a four-game point streak (10/27-11/3: 0g, 5a)... Appeared in his 100th NHL game vs. FLA (3/25)... Missed 12 games due to injury (ankle: 1/15-2/11)... **2009-10:** Appeared in 49 games for the Sabres, earning 11 points (4g, 7a)... Established his career high in goals (4)... Matched his then-career high with two multi-point efforts (12/3 vs. MTL; 2/5 vs. CAR)... Represented Slovakia at the Winter Olympic Games... Missed seven games due to injury (ribs: 10/13-10/30) and was a healthy extra for 26 games... Played in all six of Buffalo's playoff games vs. BOS... Made his Stanley Cup playoff debut in Game 1 vs. BOS (4/15)... Fought Vladimir Sobotka in Game 3 at BOS (4/19)... **2010-11:** Registered career highs in games played (76), assists (26), points (29) and plus/minus (+11)... Averaged a career-high 21:05 in ice time per game... Played his 200th NHL game at NYI (1/15)... Was a healthy extra from 2/20-2/25, and notched 10 points (2g, 8a) in his first five games back... Recorded at least two points in five consecutive games from 2/26-3/6, joining John Van Boxmeer (1/24/81-2/1/81) as the second defenseman in Sabres franchise history to earn five consecutive multi-point games... Appeared in one playoff game for Buffalo, missing most of Buffalo's first-round series against the Flyers with an oblique strain... Scored a goal and blocked three shots in Game 2 at PHI (4/16)... **2011-12:** Totaled 13 points (3g, 10a) in 69 games... Matched his career high with two assists vs. BOS (2/8)... Skated 24:21 and recorded three hits vs. FLA (3/17) in his first game back after missing five games with pneumonia... Played his 300th career NHL game vs. TOR (4/3)... Missed 13 games due to injury (upper body: 12/30-1/14; pneumonia: 3/7-3/14).



ALEXANDER SEMIN 28



Right Wing • Shoots Right

6'2" • 209 lbs.

3/3/84 • Krasnoyarsk, Russia

Acquired: 7/26/12, Signed as a free agent

2012-13 Teams: Carolina (NHL), Torpedo (KHL)

Drafted: Washington 2002 (2-13-1)

HIGHLIGHTS

NHL FIRSTS:

Game: 10/14/03; 5-1 WSH L at MTL

Point: 10/14/03; 5-1 WSH L at MTL (assist)

Goal: 10/31/03; 2-1 WSH W vs. ATL (Nurminen)

Shootout Stats: 44 attempts, 15 goals (34.1%),
6 game-deciding goals

NHL HIGHS:

Goals: 3-7x (Last: 2/6/11; 7-6 WSH W at ANA)

Assists: 3-6x (Last: 3/2/13; 6-2 CAR W vs. FLA)

Points: 5-2x (Last: 11/11/10; 6-3 WSH W vs. TB)

Penalty Min: 15-2x (Last: 12/11/10; 3-2 WSH L vs. COL)

Goal Streak: 6 games (2/26/09-3/8/09: 6g)

Assist Streak: 5 games-2x (Last: 1/15/10-1/23/10: 8a)

Point Streak: 10 games (1/15/10-2/2/10: 6g, 11a)

CAREER STATS

YEAR	TEAM	LEAGUE	REGULAR SEASON					PLAYOFFS				
			GP	G	A	TP	PIM	GP	G	A	TP	PIM
2001-02 (a)	Chelyabinsk	Russia-2	46	13	8	21	52	2	2	0	2	0
2002-03	Lada Togliatti	Russia	47	10	7	17	36	10	5	3	8	10
2003-04	Washington	NHL	52	10	12	22	36	—	—	—	—	—
	Portland	AHL	4	3	1	4	6	7	4	7	11	19
2004-05	Lada Togliatti	Russia	50	19	11	30	56	10	1	1	2	0
2005-06	Lada Togliatti	Russia	16	5	4	9	52	—	—	—	—	—
	Mytishi	Russia	26	3	7	10	24	8	3	2	5	6
2006-07	Washington	NHL	77	38	35	73	90	—	—	—	—	—
2007-08	Washington	NHL	63	26	16	42	54	7	3	5	8	8
2008-09	Washington	NHL	62	34	45	79	77	14	5	9	14	16
2009-10	Washington	NHL	73	40	44	84	66	7	0	2	2	4
2010-11	Washington	NHL	65	28	26	54	71	9	4	2	6	8
2011-12	Washington	NHL	77	21	33	54	56	14	3	1	4	10
2012-13 (b)	Torpedo	KHL	20	7	10	17	10	—	—	—	—	—
	Carolina	NHL	44	13	31	44	46	—	—	—	—	—
Hurricanes Totals (1 season)			44	13	31	44	46	—	—	—	—	—
NHL Totals (8 seasons)			513	210	242	452	496	51	15	19	34	46

(a) June 22, 2002—Selected by the Washington Capitals in the 2002 NHL Entry Draft. Second Capitals pick, 13th overall, first round.

(b) July 26, 2012—Signed as a free agent by the Carolina Hurricanes.



VS. NHL

CLUB	GP	G	A	PTS	PIM
ANA	4	6	0	6	4
BOS	24	5	16	21	20
BUF	24	6	10	16	10
CGY	6	1	4	5	4
CAR	41	27	18	45	40
CHI	6	0	3	3	6
COL	6	1	1	2	17
CBJ	7	3	2	5	0
DAL	6	3	3	6	6
DET	8	1	5	6	8
EDM	7	2	2	4	14
FLA	44	18	22	40	40
LA	7	1	1	2	6
MIN	6	1	1	2	2
MTL	24	12	10	22	24
NSH	8	4	2	6	4
NJ	28	8	11	19	34
NYI	23	10	8	18	22
NYR	23	6	12	18	37
OTT	23	13	13	26	26
PHI	25	9	12	21	28
PHX	4	1	5	6	4
PIT	27	11	13	24	32
STL	7	1	4	5	6
SJ	8	1	2	3	2
TB	44	24	24	48	32
TOR	21	9	14	23	32
VAN	6	3	0	3	8
WSH	5	1	3	4	6
WPG	41	22	21	43	22

PERSONAL

Alexander has a longtime girlfriend, Alena... He spends his summers in his hometown of Krasnoyarsk, Russia and has a Yorkshire terrier named Zhorik... Alexander's cousin, Ilya Skvortsov, plays for Loko in the Russian MHL (junior league) and for the Russian U-17 team... Alex spends time in a foster home in Krasnoyarsk every summer, donating sports equipment and clothing... He started playing hockey at the age of five, and his first team was the Sokol Krasnoyarsk youth hockey club... The biggest influence on his career was his father, who served as his coach until he was 13... His favorite player growing up was Pavel Bure... Alex's favorite sport to play outside of hockey is soccer, his favorite athlete is Lionel Messi and his favorite team is FC Barcelona... He wore No. 32 in Russia, but switched

to 28 in Washington because 32 was retired (Dale Hunter)... His favorite TV show is the Russian comedy Interns, favorite movie is Flightplan, and favorite book is The Master and Margarita by Mikhail Bulgakov... His most memorable hockey moment was Russia's World Championship final victory against Canada in 2008 in Quebec... His favorite artist is poet, composer and singer Stas Mikhailov... His favorite food is Italian and favorite restaurant is Café Milano in Washington, DC... The person he would most like to meet is Anthony Hopkins... His favorite vacation spots are Seven Mile Beach and the Cayman Islands... His favorite former teammate is Sergei Fedorov, favorite team to play against was Carolina, favorite road city is Vancouver and favorite road arena is Bell Centre.



2012-13 SEASON

Completed his eighth NHL season and first with the Hurricanes... Ranked second among Hurricanes and tied for 21st in the NHL in scoring with 44 points (13g, 31a) in 44 games played... Was second on the team and 17th in the NHL in assists (31)... Ranked second on the team in plus/minus (+14) and is now plus-106 over the past five seasons... Marked the third time in his career he registered at least one point per game played during a season (2008-09, 2009-10)... Earned 30 points (9g, 21a) in his last 26 games of the season... Had 12 multi-point games including a team-high 10 multi-assist games... Had six three-point games... Played for Torpedo Nizhny Novgorod of the Kontinental Hockey League (KHL) during the NHL work stoppage, totaling 17 points (7g, 10a) in 20 games... Made his Hurricanes debut at FLA (1/19)... Recorded first Hurricanes point with an assist on Jeff Skinner's power-play goal vs. TB (1/22)... Scored his first Hurricanes goal with a power-play tally in the third period at BUF (1/25)... Earned first multi-assist (0g, 2a) game of season vs. BOS (1/28)... Scored his 200th NHL goal in the third period, earned three points (1g, 2a) and was a season-high (+4) at NYI (2/11)... Recorded three

points (1g, 2a) at NYI (2/24)... Matched his career high with three assists vs. FLA (3/2)... Earned three points (1g, 2a) including the game-winning goal vs. BUF (3/5)... Had a goal and two assists vs. NJ (3/9)... Had a season-best, five-game point streak from 3/9-3/18 (2g, 5a)... Played in his 500th NHL game vs. WPG (3/26)... Had back-to-back, multi-point efforts at TOR (3/28) and at WPG (3/30)... Earned two assists vs. WSH (4/2)... Had two assists vs. BOS (4/13)... Scored a goal and added two assists at TB (4/21)... Scored his 13th goal of the season vs. NYI (4/23)... Missed the final two games of the season because of a concussion... Games missed due to injury: 4 (upper body: 4/6-4/8; concussion: 4/25-4/27)... **Longest goal streak:** 2 games (3/3-3/5: 2g, 2a; 3/28-3/30: 2g, 2a; 4/21-4/23: 2g, 2a)... **Longest assist streak:** 2 games (1/28-2/1: 0g, 3a; 2/28-3/1: 0g, 5a; 3/9-3/12: 1g, 3a; 3/16-3/18: 0g, 2a; 3/28-3/30: 2g, 2a; 4/20-4/21: 1g, 3a)... **Longest point streak:** 5 games (3/9-3/18: 2g, 5a)... **Multi-assist games:** 10 (last: 4/21 at TB: 1g, 2a)... **Multi-point games:** 12 (last: 4/21 at TB: 1g, 2a).

CAREER

Is in his ninth NHL season and second with the Hurricanes... Signed a five-year contract extension with Carolina on 3/25/13, which goes through the 2017-18 season... Originally drafted by the Washington Capitals with their second selection, 13th overall, in the first round of the 2002 NHL Entry Draft... Has a career plus/minus rating of plus-79, and his plus-106 rating over the last five seasons (2008-09 through 2012-13) ranks fifth in the NHL... Has represented Russia in nine major international competitions, including the 2010 Winter Olympic Games... Helped Russia capture gold medals at the 2008 and 2012 IIHF World Championships... Also won medals at the 2002 U-18 World Junior Championship (silver), 2005 IIHF World Championship (bronze) and 2010 IIHF World Championship (silver)... **2002-03:** Completed his first season on the top tier of the Russian league, ranking fifth among Togliatti skaters with 17 points (10g, 7a) in 47 games... Led Togliatti in playoff goals with five, adding three assists in 10 games... **2003-04:** Appeared in 52 games for the Capitals, recording 22 points (10g, 12a) in his rookie NHL season... Finished fourth among Washington skaters in points and power-play goals (4)... Led team rookies in goals, assists and points... Made his NHL debut at MTL (10/14), recording an assist... Tallied his first NHL goal, the game-winning goal, on the power play vs. ATL (10/31)... Recorded his first multiple-point game with a pair of assists at TB (11/4)... Joined Portland of the American Hockey League (AHL) following the completion of the NHL season, appearing in four regular-season games... Led the Pirates in goals (4), assists (7) and points (11) in seven Calder Cup playoff games... Netted three goals, tying a Portland playoff record, and added an assist vs. Hartford (4/23)... Represented Russia in the World Junior Championship... **2004-05:** Played 50 games for Togliatti in the Russian Super League... Led the team in goals (19) and ranked second in points (30)... **2005-06:** Split the season between Togliatti and Mytischki of the Russian Super League... Led Mytischki in playoff goals (3) and shared the team lead in playoff points (5) in eight games... **2006-07:** Returned to the NHL,

and ranked second among Capitals in goals (38), assists (35) and points (73)... Led Caps with 17 power-play goals and 38 points with the man advantage... Tied for fourth in the NHL in power-play goals and tied for 14th in power-play points... His 38 goals ranked third in the NHL among players 23 years old and younger, trailing only Alex Ovechkin and Thomas Vanek (BUF)... Finished second among Capitals with eight multi-goal games and 19 multi-point games... Ranked third on the team with 90 PIM and second in game-winning goals (6)... Earned 44 of his 73 points at home (24g, 20a), leading the team in goals at Verizon Center... Ranked second among Capitals in home plus/minus rating (+7)... Was selected as first star of the game nine times, the most on the team... Scored a goal in six of the first seven games to open season (10/5-10/21), becoming the first Capital to score eight goals in the season's first seven games... Notched the first of his two hat tricks in Washington's home opener vs. CAR (10/7)... Scored an NHL-leading 12 goals in January, the most by a Caps player in a month since Peter Bondra had 12 in January 1997... Appeared in his 100th NHL game at FLA (2/1) and skated a career-high 26:59... Had the lone shootout goal in Washington's only shootout win of the season, vs. NYI (2/4)... **2007-08:** Finished second among Capitals in goals (26) and fifth in points (42), despite missing 17 of the first 23 games with an ankle injury... Totaled 24 goals in his last 46 games and 38 points in his last 47 games... Combined with Alex Ovechkin for the most goals by teammates in the NHL (91)... Shared the team lead with three shootout goals (six attempts)... Recorded his 100th NHL point with an assist vs. ATL (12/8)... Finished second on the team in playoff scoring with eight points (3g, 5a) in seven games, as Washington fell to Philadelphia in the opening round... Was second on the team in playoff shots (28) and tied for second on the team in plus/minus (+2)... Scored goals in Games 4, 5 and 6 of the Eastern Conference Quarterfinals vs. PHI and added an assist in each game for three consecutive multiple-point games... Had a four-game playoff point streak (4/15-4/21: 3g, 4a)... Scored the game-winning goal in Game 5 vs. PHI

CAREER CONTINUED

(4/19)... Led Russia with 13 points (6g, 7a) in nine games to help his home nation win the gold medal at the 2008 IIHF World Championship... **2008-09:** Set a career-high with 45 assists and totaled 34 goals and 79 points in 62 games for Washington... Averaged more than a point per game (1.274), trailing only Alex Ovechkin, Evgeni Malkin and Sidney Crosby among players who played at least 20 games... Finished second among Capitals in goals (34), third in points and third in assists... Earned a point in 50 of his 62 games played... Led the team and tied for 14th in the league in plus/minus (+25), marking the first season of his career with a positive rating... Ranked third on the team with 223 shots and had at least one shot in every game he played... Was tied for 10th in the NHL with 73 takeaways... Had a career-best eight game-winning goals... Led the Caps with three shootout goals (seven attempts), including two game-deciding goals... Led the NHL with 27 points (13g, 14a) in the first 15 games of the season... Named the NHL's First Star of the Month in October (8g, 8a)... Set a career high for points in a game with five (2g, 3a) at CAR (11/12)... Established a career-best with a five-game assist streak from 12/13-1/6 (5a)... Scored 15 seconds into the game vs. LA (2/5), the Caps' fastest goal to start a game of the season... Had a then-career-best, nine-game point streak from 2/26-3/14 (7g, 9a)... That streak began with a career-best six-game goal streak (2/26-3/8: 6g)... Scored his 100th career goal vs. CAR (3/3)... Recorded his 200th career point vs. PIT (3/8) and added his 100th career assist at PHI (3/12)... Skated in all 14 playoff games for the Capitals, establishing career highs in goals (5), assists (9) and points (14)... Finished third on the team in playoff points... Led the NHL with 14 takeaways through two rounds of the playoffs... Shared the NHL lead in goals in the first round (5)... Had two goals, including the game-winning goal, and added an assist in Game 3 of the Eastern Conference Quarterfinals vs. NYR (4/20)... Had a six-game playoff point streak from 4/20-5/2 (4g, 5a)... **2009-10:** Established career highs in goals (40), points (84) and plus/minus (+36), skating in 73 games for Washington... Finished second on the team in goals (40), third in points (84) and fourth in assists (44)... Ranked seventh in the NHL in goals and 13th in points... He and Alex Ovechkin were the only teammates in the NHL to both hit the 40-goal mark, and they combined for the most goals of any teammates (90)... They also became the first Russian teammates to both score 40 goals... Ranked fifth among Capitals and tied for fifth in the NHL in plus/minus (+36)... His 30 even-strength goals ranked third in the league, behind only Alex Ovechkin and Sidney Crosby... Had a team-high two shorthanded goals and was tied for second among Caps skaters with five game-winning goals... Ranked second on the team and 12th in the NHL with 278 shots... Had 51 of his points

(23g, 28a) in 39 home games... Ranked second on the team with 11 multi-goal games and tied for second with 27 multi-point games... Was fourth on the team with 27 power-play points (8g, 19a)... Posted consecutive two-goal games vs. TOR (10/3) and at PHI (10/6)... Scored eight seconds into the game vs. NYI (11/11), tying the Capitals record for fastest goal to start a game... Added a second goal in that game and had a career-high 11 shots on net... Had his best goal (11), assist (12) and point (23) month in January... Enjoyed a career-best, 10-game point streak, the longest by a Capital for the season, from 1/15-2/2 (6g, 11a)... Recorded a hat trick and added an assist at OTT (2/11)... Matched his career highs in assists (3) and shots (11) in a game vs. ATL (4/9)... Had nine goals in the final 13 games of the season (9g, 7a)... Earned two points (0g, 2a) in seven postseason contests as the Capitals were upset in the first round by Montreal... Recorded playoff assists in Game 4 at MTL (4/21) and Game 7 vs. MTL (4/28)... **2010-11:** Ranked second among Capitals skaters in goals (28) and game-winning goals (4), third in points (54) and third in plus/minus (+22)... Became the first Capital with four three-goal games in a single season since Peter Bondra accomplished that feat during the 1995-96 season... Scored 27 of his 28 goals in Capitals victories... Registered a four-game goal streak from 10/30-11/7 (4g)... Recorded his first hat trick of the season vs. ATL (10/23)... Earned a hat trick and added a pair of assists to match his career high with five points in a game vs. TB (11/11)... Scored a natural hat trick in 4:29 vs. TB (11/26), his third hat trick of the season and third in a 35-day span... Registered a nine-game point streak from 10/30-11/17 (9g, 8a)... Recorded his seventh career hat trick and fourth of the season in 7-6 win at ANA (2/16)... Ranked second among Capitals in playoff goals (4) and tied for third in playoff points (6), skating in all nine games as Washington topped the Rangers in five games before being swept by Tampa Bay... Scored the game-winning goal in overtime and added an assist in Game 1 of the Eastern Conference Quarterfinals vs. NYR (4/13)... Registered a three-game, playoff goal streak from 4/20-4/29 (3g)... **2011-12:** Ranked second among Capitals skaters in goals (21), assists (33) and points (54), and tied for fourth in plus/minus (+9)... Marked his sixth consecutive season with 20-or-more goals... 19 of his 21 goals were even-strength... Was 3-for-6 in the shootout (50%)... Had 10 points (3g, 7a) in his final nine games of the season... Scored a goal on a penalty shot at MTL (2/4)... Had two assists, including the 200th of his career, at OTT (2/22)... Earned a pair of helpers, including his 400th NHL point, at DET (3/19)... Netted his 197th career goal vs. FLA (4/5) to move into fifth on the Capitals' all-time goal-scoring list... Missed five games due to injury.

ALEXANDER SEMIN FAST FACTS


The Top Line: Spent most of the 2012-13 season on a line with Hurricanes captain Eric Staal and leading goal scorer Jiri Tlustý. The trio combined for 135 points, including 54 of Carolina's 127 goals (42.5%).

Capitals History: Scored his 197th career goal on April 5, 2012, moving past Bengt Gustafsson and into fifth in Washington Capitals franchise history in goals. Ranked tied for 14th in Capitals history in scoring with 408 points in 469 games at the time of his signing with Carolina.

Plus/Minus Leader: Has a career plus/minus rating of plus-79, and his plus-106 rating over the last five seasons ranks fifth in the NHL, behind only Henrik Sedin, Alex Burrows, Zdeno Chara and Daniel Sedin.

International Success: Has represented Russia at nine major international competitions, including the 2010 Winter Olympic Games. Helped Russia capture gold medals at the 2008 and 2012 IIHF World Championships, leading the team in scoring (13 points) at the 2008 tournament in Halifax and Quebec City.





JEFF SKINNER 53



Left Wing • Shoots Left

5'11" • 200 lbs.

5/16/92 • Markham, Ont.

Acquired: 2010 NHL Entry Draft

2012-13 Team: Carolina

Drafted: Carolina 2010 (1-7-1)

HIGHLIGHTS

NHL FIRSTS:

Game: 10/7/10; 4-3 W at MIN in Helsinki, Finland

Point: 10/8/10; 2-1 SO W vs. MIN in Helsinki, Finland (assist)

Goal: 10/20/10; 4-3 L at LA (Bernier)

Shootout Stats: 17 attempts, 6 goals (35.3%),
3 game-deciding goals

NHL HIGHS:

Goals: 2-8x (Last: 1/24/13; 6-3 W vs. BUF)

Assists: 3-2x (Last: 2/4/13; 4-1 W at TOR)

Points: 3-9x (Last: 2/4/13; 4-1 W at TOR)

Penalty Min: 12 (3/10/12; 4-2 W at TB)

Goal Streak: 4 games (1/22/13-1/28/13: 5g)

Assist Streak: 3 games-2x (2/2/13-2/7/13: 5a)

Point Streak: 5 games (1/7/11-1/15/11: 5g, 3a)

CAREER STATS

YEAR	TEAM	LEAGUE	REGULAR SEASON					PLAYOFFS				
			GP	G	A	TP	PIM	GP	G	A	TP	PIM
2007-08	Toronto Nats	GTHL	56	65	44	109	163	—	—	—	—	—
2008-09	Kitchener	OHL	63	27	24	51	34	—	—	—	—	—
2009-10 (a)	Kitchener	OHL	64	50	40	90	72	20	20	13	33	14
2010-11 (b)	Carolina	NHL	82	31	32	63	46	—	—	—	—	—
2011-12	Carolina	NHL	64	20	24	44	56	—	—	—	—	—
2012-13	Carolina	NHL	42	13	11	24	26	—	—	—	—	—
Hurricanes/NHL Totals (3 Seasons)			188	64	67	131	128	—	—	—	—	—

(a) June 25, 2010—Selected by the Carolina Hurricanes in the 2010 NHL Entry Draft. First Hurricanes pick, seventh overall, first round.

(b) Sept. 21, 2010—Signed by the Carolina Hurricanes to a three-year, entry-level contract.



VS. NHL

CLUB	GP	G	A	PTS	PIM
ANA	3	0	1	1	2
BOS	10	3	2	5	6
BUF	10	5	2	7	8
CGY	2	0	1	1	2
CAR	0	0	0	0	0
CHI	2	1	0	1	2
COL	2	1	0	1	0
CBJ	2	1	0	1	2
DAL	3	0	1	1	4
DET	2	1	1	2	0
EDM	2	2	2	4	0
FLA	15	4	7	11	8
LA	2	2	0	2	0
MIN	2	0	1	1	0
MTL	10	2	3	5	10
NSH	3	0	3	3	0
NJ	10	6	2	8	10
NYI	9	4	3	7	8
NYR	11	5	5	10	6
OTT	10	1	3	4	8
PHI	10	4	3	7	6
PHX	1	0	0	0	0
PIT	10	2	3	5	8
STL	3	1	0	1	0
SJ	2	1	1	2	0
TB	14	9	3	12	20
TOR	9	3	6	9	4
VAN	1	0	0	0	0
WSH	16	2	7	9	10
WPG	12	4	7	11	4

PERSONAL

Jeff is single and spends his summers in his hometown of Markham, Ontario... He is the second-youngest of six hockey-playing siblings, including four siblings who played college hockey: Andrea (Cornell), Jennifer (Harvard), Erica (Carleton) and Ben (Wilfrid Laurier)... His youngest sister, Jillian, plays junior for Mercyhurst... Jeff was also a competitive figure skater growing up, winning a bronze medal at the 2004 Skate Canada Junior Nationals... He began playing hockey when he was 3 years old, and his first team was in the Markham house league... He cites his family as the biggest influence on his career, and his favorite player growing up was Mats Sundin... Jeff is a supporter of Toronto Sick Kids Hospital and various charities and fundraiser events... His favorite television show is Game of Thrones, favorite movie is 300 and favorite book is The Scarlet Pimpernel... He enjoys

country music, and his first job was as a newspaper carrier... Jeff's favorite meal is sushi and favorite website is YouTube.com... He enjoys watching football and is also a fan of Roger Federer and the Toronto Blue Jays... Jeff's Twitter username is @JeffSkinner... The person, past or present, that he would most like to meet is Terry Fox... His favorite former teammate is Gabriel Landeskog... Jeff wore 23 as a kid, but switched to 53 at the suggestion of his mom and brother when another player already had 23 in Kitchener... His favorite road city is Toronto and favorite road arena is Air Canada Centre... His most memorable hockey moments were being drafted by the Hurricanes and scoring his first NHL goal, each of which happened at Staples Center in Los Angeles... His favorite thing about playing in the NHL is playing with guys he grew up watching.



2012-13 SEASON

Completed his third NHL season with the Hurricanes... Ranked tied for third on the team in goals (13) and was fourth on the team in points (24)... Led the Hurricanes and was 11th in the NHL in shots (159)... Made his season debut in Carolina's opener at FLA (1/19)... Netted his first goal of the season at TB (1/22)... Earned his first multi-point game of the season with two goals vs. BUF (1/24)... Scored goals in four consecutive games from 1/22-1/28 (5g, 0a)... Matched his career-highs for points and assists in a game with three assists at TOR (2/4)... Earned two assists vs. TOR (2/14), giving him points in 10 of the season's first 13 games (7g, 7a)... Suffered a concussion during

that game and missed the following five contests... Returned to action vs. PIT (2/28) and netted his eighth goal of the season... Scored a goal and earned an assist vs. NJ (3/9)... Recorded a career-high 10 shots on net vs. WPG (3/26)... Netted his 13th goal of the season vs. PHI (4/20)... Games missed due to injury: 6 (concussion: 2/18-2/26; upper-body: 4/18)... **Longest goal streak:** 4 games (1/22-1/28: 5g, 0a)... **Longest assist streak:** 3 games (2/2-2/7: 0g, 5a)... **Longest point streak:** 5 games (2/2-2/11: 2g, 5a)... **Multi-goal games:** 1 (1/24 vs. BUF, 2g, 0a)... **Multi-assist games:** 1 (2/4 at TOR: 0g, 3a)... **Multi-point games:** 3 (last: 3/9 vs. NJ: 1g, 1a).

CAREER

Is in his fourth NHL season with the Hurricanes... Signed a six-year contract extension with Carolina on 8/8/12, which goes through the 2018-19 season... Drafted seventh overall by the Hurricanes in the 2010 NHL Entry Draft... Represented Canada at the 2011 IIHF World Championship in Slovakia, where he ranked third on the team in scoring with six points (3g, 3a) despite being the youngest player in the tournament... Notched three goals and two assists (5 points) for Canada at the 2012 IIHF World Championship... Earned four points (2g, 2a) for Canada at the 2013 IIHF World Championship... Also represented Canada at the 2009 U-18 Ivan Hlinka Memorial Tournament, leading the tournament with six goals, including two in the gold medal game against Russia... Played for the gold-medal-winning Team Ontario at the 2009 World Under-17 Challenge, scoring the game-winning goal against Russia in the championship final... **2007-08:** Totaled 109 points (65g, 44a) in 56 games for the Toronto Young Nats, prior to beginning his major junior career... **2008-09:** Notched 27 goals and 24 assists (51 points) in 63 games as a 16-year-old for Kitchener... Ranked fourth among OHL rookies in goals and 10th among rookies in points... Led Kitchener in goals and was third among Rangers skaters in points... **2009-10:** Ranked second in the OHL in goals (50) and tied for seventh in the league in scoring (90 points) in his second OHL season... Was tied for second in the league in power-play goals (21) and fourth in the OHL in game-winning goals (9)... Was the only Canadian Hockey League (QMJHL, OHL, WHL) player in his draft class to score 50 regular-season goals, and was the first Kitchener Ranger to score 50 goals in 23 years... Played for Team OHL at the Subway Super Series, netting a pair of goals against Russia and earning Player of the Game honors... Was named MVP of Team Orr at the 2010 Top Prospects Game after tallying a goal and an assist, and was crowned the winner of the creative breakaway skills competition... Also skated in the 2010 OHL All-Star Game, netting a goal... Earned a season-high, nine-game point streak from 2/5-2/25 (8g, 8a)... Had 15 multi-goal efforts, including two hat tricks (10/30 vs. Erie, 2/20 at Owen Sound)... Notched two four-point games: 12/18 vs. Guelph (2g, 2a) and 1/23 vs. Erie (1g, 3a)... Netted the game-winner with 11 seconds remaining in the season finale vs. Owen Sound (3/12) for his 50th goal of the season... Ranked second among league skaters in points (33) and tied for first in goals (20) during the 2010 OHL playoffs, helping Kitchener advance to the Western Conference Final before falling to eventual Memorial Cup champion Windsor in seven games... Was also first among league skaters in playoff power-play goals... Earned his first career playoff hat trick with three goals in Game 4 vs. London (4/7)... Was held off the score sheet in just three of Kitchener's 20 postseason contests... Completed his junior hockey career with 141 points (77g, 64a) and 106 penalty minutes in 127 regular-season games and 33 points (20g, 13a) in 20 career OHL playoff games... **2010-11:** Completed his first NHL season with the Hurricanes... Won the Calder Trophy as the NHL's top rookie, becoming the first player in franchise history and the youngest player in NHL history to win the award...

Was also voted by his peers as the Sporting News Rookie of the Year... Ranked first among NHL rookies in points (63), second in assists (32) and third in goals (31)... Was tied for second among rookies in power-play assists (12) and power-play points (18)... Led all NHL skaters in penalties drawn (45)... Was the youngest player to spend the entire season in the NHL... Led Carolina in third-period goals (13)... Carolina was 20-4-2 when he scored a goal... Had 14 multi-point games... Earned an assist for Team Staal in the 2011 NHL All-Star Game at the RBC Center (1/30), as he became the youngest All-Star in NHL history (18 years, 259 days), breaking the record set by Steve Yzerman (18 years, 267 days) in 1984... Made his NHL debut against MIN (10/7) in the first game of the 2010 NHL Premiere in Helsinki... Became the third-youngest player in NHL history to score in the shootout when he tallied the game-winner against Niklas Backstrom (10/8)... Only younger shootout scorers were Sam Gagner (18 years, 76 days) and Sidney Crosby (18 years, 95 days)... Was the 13th player in NHL history to score in the shootout before netting a regulation NHL goal... Earned his first NHL point with an assist on Ruutu's goal, and scored the game-winning goal in the shootout vs. MIN (10/8)... With his assist, became the youngest player in franchise history to earn a point (18 years, 145 days), breaking the mark set by Paul Lawless (18 years, 172 days)... Took his first NHL penalty (interference) at OTT (10/14)... Beat Jonathan Bernier for his first NHL goal at 14:39 of the second period at LA (10/20)... At 18 years, 157 days old, he became the youngest player in franchise history to score a goal, breaking the mark held by Paul Lawless (18 years, 181 days)... Was just the second 18-year-old to score a goal in a Hurricanes sweater (Eric Staal, 10/23/03)... Had his first NHL multi-goal and multi-point game with two goals and the primary assist on Erik Cole's game-winner at NYR (10/29)... Earned his first career multi-assist game and netted his sixth goal of the season vs. EDM (11/9)... Was named NHL Rookie of the Month for January, after tallying 14 points (9g, 5a) and a plus-6 rating in 14 games... Scored his 30th goal of the season vs. DET (4/6), becoming the youngest player in franchise history and the seventh-youngest player in NHL history to reach 30 goals (18 years, 325 days)... **2011-12:** Was second among Carolina skaters in goals (20) and third in points (44), skating in 64 games... Was third on the team in power-play assists (9) and power-play points (13) and fourth on the team in power-play goals (4)... Led Hurricanes forwards in penalty minutes (56)... Earned a career-high three assists at WSH (10/8)... Tied his career high with three points (1g, 2a) at WPG (10/22)... Skated in his 100th career NHL game, vs. PHI (11/14)... Was scratched at WPG (12/9) due to a concussion, marking his first missed NHL game... Returned to the lineup at WSH (1/15) after missing 16 games... Earned his 100th career NHL point with an assist at BUF (3/7)... Scored two goals, including the game-winner, and had a career-high 12 penalty minutes at TB (3/10)... Scored his 20th goal of the season vs. STL (3/15)... Was suspended by the NHL on 3/16 for two games for kicking STL's Scott Nichol.



ERIC STAAL 12



Center • Shoots Left

6'4" • 205 lbs.

10/29/84 • Thunder Bay, Ont.

Acquired: 2003 NHL Entry Draft

2012-13 Team: Carolina

Drafted: Carolina 2003 (1-2-1)

HIGHLIGHTS

NHL FIRSTS:

Game: 10/9/03; 3-1 L at FLA

Point: 10/23/03; 2-0 W at BOS (goal)

Goal: 10/23/03; 2-0 W at BOS (Raycroft)

Shootout Stats: 18 attempts, 3 goals (16.7%),
2 game-deciding goals

NHL HIGHS:

Goals: 4 (3/7/09; 9-3 W at TB)

Assists: 4-2x (Last: 11/9/10; 7-1 W vs. EDM)

Points: 6 (3/7/09; 9-3 W at TB)

Penalty Min: 26 (10/23/09; 5-4 L at COL)

Goal Streak: 6 games (4/2/04-10/12/05: 7g)

Assist Streak: 11 games (2/10/12-3/6/12: 14a)

Point Streak: 12 games (2/8/12-3/6/12: 7g, 14a)

CAREER STATS

YEAR	TEAM	LEAGUE	REGULAR SEASON					PLAYOFFS				
			GP	G	A	TP	PIM	GP	G	A	TP	PIM
2000-01	Peterborough	OHL	63	19	30	49	23	7	2	5	7	4
2001-02	Peterborough	OHL	56	23	39	62	40	6	3	6	9	10
2002-03 (a)	Peterborough	OHL	66	39	59	98	36	7	9	5	14	6
2003-04 (b)	Carolina	NHL	81	11	20	31	40	—	—	—	—	—
2004-05	Lowell	AHL	77	26	51	77	88	11	2	8	10	12
2005-06	Carolina	NHL	82	45	55	100	81	25	9	19	28	8
2006-07	Carolina	NHL	82	30	40	70	68	—	—	—	—	—
2007-08	Carolina	NHL	82	38	44	82	50	—	—	—	—	—
2008-09	Carolina	NHL	82	40	35	75	50	18	10	5	15	4
2009-10	Carolina	NHL	70	29	41	70	68	—	—	—	—	—
2010-11	Carolina	NHL	81	33	43	76	72	—	—	—	—	—
2011-12	Carolina	NHL	82	24	46	70	48	—	—	—	—	—
2012-13	Carolina	NHL	48	18	35	53	54	—	—	—	—	—
Hurricanes/NHL Totals (9 Seasons)			690	268	359	627	531	43	19	24	43	12

(a) June 21, 2003—Selected by the Carolina Hurricanes in the 2003 NHL Entry Draft. First Hurricanes pick, Second overall, first round.

(b) Oct. 6, 2003—Signed a multi-year contract with the Carolina Hurricanes.


VS. NHL

CLUB	GP	G	A	PTS	PIM
ANA	10	6	4	10	14
BOS	35	15	16	31	36
BUF	35	12	22	34	26
CGY	7	4	3	7	6
CAR	0	0	0	0	0
CHI	7	2	4	6	2
COL	7	1	3	4	26
CBJ	7	1	3	4	2
DAL	8	5	3	8	4
DET	8	0	7	7	6
EDM	7	3	6	9	2
FLA	57	17	25	42	32
LA	6	2	4	6	8
MIN	8	1	4	5	10
MTL	33	17	17	34	26
NSH	8	1	4	5	6
NJ	35	4	14	18	26
NYI	34	21	14	35	12
NYR	35	9	16	25	34
OTT	35	13	20	33	24
PHI	35	12	13	25	18
PHX	8	5	1	6	4
PIT	34	14	22	36	34
STL	9	4	3	7	12
SJ	7	3	3	6	6
TB	58	30	33	63	46
TOR	33	16	20	36	20
VAN	7	2	4	6	2
WSH	59	24	37	61	47
WPG	58	24	34	58	40

PERSONAL

Eric and his wife, Tanya, have two sons: Parker (4) and Levi (2)... They spend their summers in Thunder Bay, Ontario... His brothers Jordan and Jared are also members of the Hurricanes' organization... His brother Marc plays for the NY Rangers... Eric hosts underprivileged children in his suite at Hurricanes home games as part of his "Eric's Entourage" initiative... He also was involved with the launch of Raleigh's Hockey is For Everyone team, the Capital City Crew, as he donated equipment for the squad... In addition to his charitable efforts in Raleigh, he is part of a group of hockey players from Thunder Bay who host a charity golf tournament there annually benefiting the Northern Cancer Research Fund... Eric's first youth team was the Wallace Repair orange team in Norwest Minor Hockey and the players he emulated growing up were Joe Sakic and Wayne Gretzky... His most prized possessions are his Stanley Cup ring and Olympic gold medal... Eric's first job was working on his family's sod farm... His biggest hockey influences

were his parents and his favorite team growing up was Toronto... His favorite food is Chinese and the British Virgin Islands are his favorite places to visit... His favorite book is Unbroken by Laura Hillenbrand... Eric's biggest talent outside of hockey is beach volleyball... His favorite movies are the Jason Bourne films and his favorite TV show is Modern Family... His iPod is full of "pretty much anything country"... The celebrity he would most like to meet is Rory McIlroy... He wears number 12 because it was his dad's number... His favorite former teammate is Andrew Ladd... His most memorable goal was his series-clincher with 32 seconds remaining in regulation in Game 7 of the 2009 Eastern Conference Quarterfinals at New Jersey... Eric's favorite thing to do in the Triangle is to enjoy time outdoors with his sons... His favorite road arena is the Bell Centre in Montreal, and his favorite road city is New York.



2012-13 SEASON

Completed his ninth NHL season with the Hurricanes... Ranked first among Hurricanes and sixth in the NHL in scoring with 53 points (18g, 35a)... It marked the sixth time in his nine-year career that he led Carolina in scoring... Ranked first on the team and tied for sixth in the NHL in assists (35) and second on the team and tied for 18th in the NHL in goals... Had an 11-game point streak from 1/24-2/14 (8g, 9a), the longest point streak in the NHL for the season... Was one of three Carolina skaters to play in all 48 games... Also led the Hurricanes in game-winning goals (4), multi-point games (14) and was tied for first on the team in power-play points (9)... Earned his 13th career hat trick with three goals vs. BUF (1/24), passing Kevin Dineen (250) for second place on the Hurricanes' all-time goals list with his first goal... Scored the game-winning goal at TOR (2/24), his fourth consecutive game with a goal... Netted the game-winning

goal, earned an assist and was a season-high (+4) at NYI (2/11)... Had his second three-point game of the season with a goal and two assists vs. PIT (2/28)... Scored two goals vs. FLA (3/2)... Earned a season-high three assists vs. BUF (3/5)... Registered his 600th NHL/Hurricanes point vs. BUF (3/5)... Passed Jeff O'Neill (673) for fifth on the franchise games played list at TOR (3/28)... Netted his 14th career shorthanded goal at WPG (3/30)... Scored a power-play goal and earned an assist at OTT (4/16)... Had points in nine of the final 10 games of the season (4/9-4/27: 2g, 10a)... **Longest goal streak:** 4 games (1/28-2/4: 4g, 2a)... **Longest assist streak:** 5 games (2/7-2/14: 1g, 6a)... **Longest point streak:** 11 games (1/24-2/14: 8g, 9a)... **Multi-goal games:** 2 (last: 3/2 vs. FLA: 2g, 0a)... **Multi-assist games:** 7 (last: 4/27 at PIT: 0g, 2a)... **Multi-point games:** 14 (last: 4/27 at PIT: 0g, 2a).

CAREER

Is in his 10th NHL season with the Hurricanes... Was named the 13th captain in franchise history on Jan. 20, 2010... Signed a seven-year extension with the team on Sept. 11, 2008, that goes through the 2015-16 season... Has appeared in four NHL All-Star Games, and is the only player in franchise history to appear in the event four consecutive times... Has been involved with Canada in major international competition five times... Won a gold medal as a member of Team Canada at the 2010 Winter Olympics in Vancouver, earning six points (1g, 5a) in seven games... With his Olympic gold medal, became the 23rd player in history to enter the "Triple Gold Club" (Olympic gold, Stanley Cup, World Championship), and the first active Hurricane to win Olympic gold... Also has international experience as a reserve for the 2006 Winter Olympic Games in Torino, Italy, as a member of the gold-medal-winning Canadian team at the 2007 IIHF World Championship and as a member of the silver-medal-winning team at the 2008 IIHF World Championship... Served as captain for Canada's team at the 2013 IIHF World Championship... Selected by the franchise with the second overall pick in the 2003 NHL Entry Draft... Was the top-rated North American skater in the NHL's Central Scouting Registry for the 2003 Entry Draft... **2000-01:** Ranked third for Peterborough in scoring with 49 points (19g, 30a) in his rookie OHL season... Played for Team Ontario in the U-17 World Championship in Nova Scotia... Won gold with Canada's under-18 team at the 2001 Six Nations Tournament in the Czech Republic... **2001-02:** Ranked third on Peterborough in scoring with 62 points (23g, 39a) in 56 games... Was named to the OHL's Eastern Conference All-Star team for the CHL All-Star Weekend... Served as an alternate captain for the Canadian under-18 national team at the 2002 U-18 World Championship... **2002-03:** Led Peterborough and ranked seventh in the OHL in scoring with 98 points (39g, 59a) in 66 games... Was sixth in the OHL in goals (39)... Notched 14 points (9g, 5a) in seven playoff games for the Petes... Was named a 2002-03 Canadian Hockey League (CHL) First-Team All-Star... Participated in the CHL Home Hardware Top Prospects Game Jan. 22 in Kitchener, Ont... Played for the OHL Eastern Conference All-Stars for the second consecutive season in the CHL All-Star Series... Was an alternate captain for Peterborough... **2003-04:** Completed his rookie NHL season, making the jump from junior hockey straight to the NHL in his draft year... Was tied for ninth among NHL rookies in scoring (31), tied for 12th in goals (11), tied for ninth in assists (20) and fourth in shots (164)... Had a five-game assist streak from Oct. 23-Nov. 1 (1g, 5a) — the longest assist streak by an NHL rookie that season... Participated in the NHL YoungStars Game at the NHL All-Star Weekend in St. Paul, Minn., on Feb. 7, scoring the game's first goal for the Eastern Conference... Made his NHL debut at FLA

(10/9), 20 days before his 19th birthday... Recorded his first NHL penalty, tripping, vs. FLA (10/13)... Scored his first NHL goal — the game-winner — when he beat Bruins netminder Andrew Raycroft 1:57 into the game and earned his first NHL assist when he set up Jeff O'Neill 12:47 into the third period at BOS (10/23)... Scored his first career overtime goal and had an assist vs. LA (11/8)... Scored the first shorthanded goal of his career vs. ATL (1/18)... Missed his first NHL game with a torso injury at PIT (3/19)... Led the NHL in goals during the preseason with seven... **2004-05:** Spent the entire season with Lowell (AHL), establishing new Lock Monsters franchise records in points (77), assists (51), plus/minus (+37) and shorthanded goals (7) in a season... Led AHL in shorthanded goals and plus/minus... Had a team record 12-game point streak (1/5-1/30: 5g, 15a)... In one season, equaled Lock Monsters career record for shorthanded goals (7)... Ranked 10th in AHL in points... Earned an assist for the Canadian All-Stars in 2005 AHL All-Star Classic... Was second on team in scoring (10 points) and led the team in assists (8) and shots (37) in 11 Calder Cup Playoff games... Scored game-winning goal in 3-2 Game 5 win against Hartford in the Atlantic Division Semifinal (4/28)... **2005-06:** Ranked sixth in the NHL in points (100), eighth in the NHL in goals (45) and tied for eighth in power-play goals (19)... Led Carolina in goals (45), assists (55), points (100) and shots (279)... Was named MVP by the Carolina chapter of the Professional Hockey Writers Association... Began the season with a four-game goal streak (10/5-10/12: 5g, 3a), one game short of the franchise record (Kevin Dineen, five games, 1990-91)... Earned his first career hat trick vs. PHI (10/28)... Celebrated his 21st birthday with a career-high four assists at PIT (10/29)... Was named NHL Offensive Player of the Week on Oct. 31 for the week of 10/24-10/30... Was named NHL Offensive Player of the Month for October on Nov. 1... Was the first player to be named Player of the Month for the franchise since Mike Rogers earned the honor in Dec. 1980... Had his then-career-high 10-game scoring streak (10/20-11/11: 7g, 13a) snapped vs. ATL (11/12)... Played in his 100th NHL/Hurricanes game at NYR (11/19)... Scored his 25th goal of the season in the team's 34th game, becoming the fastest player to 25 goals in franchise history... Reached the 50-point mark in the team's 35th game, tying the franchise record for fastest player to reach 50 points in a single season (Mike Rogers in 1980-81: 35 games)... Returned after taking a high stick to the mouth in first period to score his second career hat trick and earn an assist on John Deere hat day at the RBC Center vs. STL (1/15)... Named NHL Offensive Player of the Week for the second time of the season for the period ending Jan. 15 (3gp, 3g, 4a, +3)... Reached the 30-goal mark for the first time in his career with the game-winner vs. NYI (1/19)... Netted a pair

of goals and earned an assist at MTL (1/31) to reach the 100-point plateau in his NHL career... Was named NHL Offensive Player of the Week for the period ending March 5 after tallying three goals and four assists (7 points) in Carolina's three games March 1-4... Scored his 40th goal of the season and earned an assist at MTL (3/16)... Had his first NHL fight when he scrapped with Jeff Halpern vs. WSH (4/3)... With a goal and an assist at TB (4/15), he became the first player to reach 100 points in a season for the franchise... Completed his first NHL playoff season... Ranked first in the league in points (28 points), first in assists (19), first in power-play goals (7), first in power-play assists (10), first in power-play points (17) and first in shots (87)... Had points in 20 of Carolina's 25 playoff games... Had a 15-game point streak from April 24 through May 28 (7g, 13a), establishing a new franchise playoff record... Established franchise playoff records for assists (19), points (28) and shots (87) in a single playoff year... Made his NHL playoff debut in Game 1 vs. MTL (4/22)... Matched John Anderson's franchise record for assists in a playoff game with four helpers in Game 2 vs. MTL (4/24)... His assist on Brind'Amour's first power-play goal was his first career NHL playoff point... Netted his first career playoff goal, beating Cristobal Huet for the overtime winner in Game 3 at MTL (4/26)... Scored a goal to tie the game with three seconds remaining in the third period of Game 2 vs. NJ (5/9) to force overtime... Scored a pair of power-play goals and assisted on Whitney's goal in Game 5 vs. EDM (6/14)... **2006-07:** Was third on the team in goals (30), assists (40) and points (70)... Led the team and ranked 14th in the NHL in shots (288)... Was tied for the team lead in power-play goals (12)... Was one of four Hurricanes to play in all 82 games... Notched his third career hat trick including the game-winning goal vs. DAL (11/18)... Played his 200th NHL game vs. FLA (12/23)... Tied with Atlanta's Marian Hossa for first place in the Shooting Accuracy contest at the 2007 Dodge Nitro/NHL SuperSkills competition, hitting all four targets in five shots... Played in his first NHL All-Star Game on Jan. 24 in Dallas, scoring a goal for the Eastern Conference... Earned his 100th NHL/Hurricanes assist at MTL (2/6)... Reached the 30-goal mark for the second consecutive season and earned his 200th career NHL point with an assist vs. FLA (4/7)... **2007-08:** Ranked tied for 11th in the NHL in goals (38), tied for 11th in power-play goals (14) and eighth in shots (310)... Ranked first on the team and tied for 15th in the NHL in scoring (82 points)... Was named the team's Most Valuable Player by the Carolina chapter of the Professional Hockey Writers Association... Was the only Hurricane to play in all 82 games... Led Carolina in goals (38), assists (44), power-play goals (14), power-play points (35), game-winning goals (7), shots (310), takeaways (56), and total time on ice (1,774 mins.)... Led the Hurricanes in multi-goal games (4), multi-assist games (10) and multi-point games (23)... Beat Huet for his first career penalty shot goal vs. MTL (10/26) on his second career penalty shot attempt... Scored his 100th career NHL goal with a first-period tally vs. TB (11/23), making him the sixth-fastest player to reach 100 goals in franchise history (268 games)... Earned his fourth career hat trick with three third-period goals, including a power-play, penalty-shot goal against Garon vs. EDM (1/18)... Was named Most Valuable Player of the 2008 NHL All-Star Game, scoring a pair of goals and assisting on the game-winner as the Eastern Conference defeated the West 8-7 at Philips Arena in Atlanta (1/27)... Played his 300th career NHL game at PIT (2/2)... Scored the Hurricanes' first goal, earned two assists and broke the Hurricanes record for shots in a game with 12 vs. ATL (3/28)... Had points in 11 of the final 15 games of the season (3/1-4/4: 8g, 16a)... **2008-09:** Ranked tied for fifth in the NHL in goals (40) and tied for seventh in the league in game-winning goals (8)... Was tied for eighth in the NHL in power-play goals (14) and was second in shots (372)... Was first on the team in goals (40), power-play goals (14), game-winning goals (8), shots (372) and plus/minus (+15) and second among Hurricanes in points (75) and assists (35-tied)... Was one of only two Hurricanes to play in all 82 games... Was selected by his teammates as Carolina's nominee for the King Clancy Trophy, honoring leadership and commitment to the community... The Hurricanes were 22-3-2 when he scored a goal... Reached the 40-goal mark for the second time in his career... Notched his fifth career hat trick with three goals, including the game-winner, vs. PHX (11/21)... Recorded his 300th career NHL point with his first of two goals at PHI (12/11)... Earned his sixth-career hat trick with three third-period goals at ATL (12/26), matching the franchise record for goals in one period... Played in his 300th consecutive regular-season game vs. BUF (1/17)... Represented the Eastern Conference in his third consecutive All-Star Game on Jan. 25, extending his All-Star goal streak to three games with a first-period tally... Established career highs and matched franchise records for goals and points in a game with four goals and two assists at TB (3/7)... It marked the first time a player had scored four goals in a game for the franchise since Ron Francis did so on 2/12/84 vs. EDM, and the first time a player had notched six points since Francis had three goals and three assists on 10/8/89 at QUE... Played his 400th career NHL game vs. NYI (3/20)... Set a franchise record with his fourth hat trick of the season, earning four points total (3g, 1a) vs. NYI (4/7)... Skated in all 18 of the Hurricanes' playoff games contests, ranking first on the team and sixth in the NHL in playoff goals (10)... Ranked first on the team and tied for ninth in the NHL in playoff

scoring (15 points)... Matched his playoff career high with two goals had an assist in Game 6 vs. NJ (4/26)... Netted the game-winning goal with 32 seconds remaining in Game 7 at NJ (4/28), the latest regulation game-winner in a Game 7 in NHL history... Scored a pair of goals in Game 4 vs. BOS (5/8) to move past Ron Francis (39 points) for first in franchise history in playoff scoring... **2009-10:** Led the Hurricanes in points (70), assists (41), power-play goals (13) and shots (277)... Was second on the team in goals (29)... Also led Carolina in multi-goal games (5) and multi-point games (17) and was tied for first in multi-assist games (10)... Ranked tied for 26th in the NHL in scoring (70 points), tied for sixth in power-play goals (13) and 13th in shots (277), despite missing 12 games... Had 65 points in his final 57 games after returning from injury (26g, 39a)... Left the game at BOS (10/3) after being struck by a puck, but returned after receiving more than 20 stitches and scored his first goal of the season... Missed the game at FLA (11/4) with an upper-body injury, ending his consecutive games played streak at 349... The streak ranked second in franchise history, behind Dave Tippett's 419-game streak from March 3, 1984–Oct. 7, 1989... Including the playoffs, he had played in 392 consecutive games for Carolina... Earned his 200th career NHL assist, vs. WSH (11/30)... Earned five points in a single game for the second time in his NHL career with two goals and three assists at WSH (12/28)... Was named the 13th captain in franchise history on Jan. 20... Earned his ninth career hat trick in his first game as team captain, at ATL (1/21)... Scored a goal and added an assist vs. NYI (1/28) to reach 400 career points in his 450th career NHL game... Had a then-career-long, 11-game point streak from 1/16-2/5 (10g, 7a)... With his assist at ATL (3/29), passed Jeff O'Neill (416) for fourth in franchise history in points... Earned four points, including two goals and two assists, and was (+4) at TB (4/6)... On hat giveaway night, netted his 10th career hat trick, passing Ron Francis for first in franchise history in that category, and earned a pair of assists vs. MTL (4/8)... Was named the NHL's Second Star of the Week for the week ending 4/11, after notching nine points (5g, 4a) in the final three games (4/6-4/10)... Missed 12 games due to injury/personal reasons... **2010-11:** Led the Hurricanes in goals (33), assists (43) and points (76)... Ranked tied for 11th in the NHL in scoring (76 points), tied for 12th in goals (33)... Was tied for seventh in the NHL in power-play goals (12) and game-winning goals (8) and tied for 10th in shorthanded goals (3)... Matched his career high with four assists vs. EDM (11/9)... Notched his 11th career hat trick, including his 200th NHL goal, and added a pair of helpers for a five-point game vs. OTT (11/17)... Played in his 500th career NHL game and netted his 10th goal of the season vs. WSH (11/24)... Earned his 12th career hat trick and second of the season with a natural hat trick vs. ANA (12/18)... Was named the NHL's Third Star of the Week for the week ending 12/19, after totaling five points (4g, 1a) in three Hurricanes victories... With his assist vs. NJ (1/1), passed Andrew Cassels (253) for fourth in franchise history in assists... Scored his 20th goal of the season at FLA (1/7), making him the third player in franchise history to score 20 or more goals in six consecutive seasons... Scored a shorthanded goal and added a pair of assists vs. TB (1/15) to pass Rod Brind'Amour (473 points) for first in Hurricanes history (since relocation) and third in franchise history in scoring... Had points in eight consecutive games from 1/1-1/15 (4g, 6a), the team's season-long streak... Netted a pair of goals in the 2011 NHL All-Star Game at the RBC Center (1/30), extending his All-Star goal-scoring streak to four games... Served as captain for "Team Staal" during NHL All-Star Weekend, as his team won the Honda NHL SuperSkills (1/29) before falling 11-10 in the NHL All-Star Game (1/30)... Was named the NHL's First Star of the Week for the week ending 1/31 after scoring four points (2g, 2a) in a pair of Carolina wins... Scored his 30th goal at TB (3/25)... Scored his 10th career shorthanded goal at NYI (4/2), tying him for second in franchise history in that category... Earned his 500th career NHL point with the Hurricanes' only goal vs. BUF (4/3)... Missed one game due to injury (upper-body: 2/26)... **2011-12:** Led the team in goals (24), assists (46) and points (70)... It marked his seventh consecutive 70-point season... Ranked fifth among NHL forwards in average ice time per game (21:32), was tied for fourth in the NHL in shorthanded goals (3) and was 21st in points (70)... Was one of four Hurricanes to skate in all 82 games... Also led Carolina in shots (262), power-play goals (7), power-play assists (16), power-play points (23), shorthanded goals (3), shorthanded assists (2) and shorthanded points (5)... Was selected by his teammates as the winner of the Steve Chiasson Award and Carolina's nominee for the King Clancy Trophy... Was named team MVP by the Carolina chapter of the Professional Hockey Writers' Association... Had 34 points (13g, 21a) and a plus-3 plus/minus rating in 31 games after the NHL All-Star Break (51 gp, 11-25-36, -23 prior to break)... Carolina was 11-2-4 when he scored a goal... Played in his 600th NHL/Hurricanes game and had two assists at TB (12/31)... Collected a season-high three assists to pass Rod Brind'Amour (299) for second in franchise history in assists, at TB (1/12)... Scored shorthanded vs. WSH (2/20) to pass Dave Tippett for first in franchise history in shorthanded goals... Assisted on Tlusty's goal at WSH (3/6) to set a new franchise record for longest assist streak (11 games)... It was the longest assist streak in the NHL during the 2011-12 season... Also established a new Carolina record (since relocation) for longest point streak (12 games)... Scored his 250th career goal vs. WPG (3/30).



FRANCHISE IMPACT

Highest draft pick: On June 22, 2003, matched Sylvain Turgeon (1983) and Chris Pronger (1993) as the highest draft pick taken in franchise history, second overall in the 2003 NHL Entry Draft.

Consistency: Has recorded 20 goals or more in seven of the last eight seasons, and is the only player in franchise history to record six consecutive 25-goal seasons.

Durability: Including the playoffs, has missed just 14 games in his NHL career, playing in 98 percent of Carolina's games since the start of the 2003-04 season.

National exposure: Has been featured in major publications including GQ, Sports Illustrated, ESPN The Magazine, The New York Times, FHM and USA Today and was on the cover of the EA Sports video game NHL 08.

Consecutive All-Star appearances: Appeared in four consecutive All-Star Games from 2007-2011, becoming the first player in franchise history to do so. Served as captain of "Team Staal" at the 2011 NHL All-Star Game in Raleigh, and has scored at least one goal in each of his four All-Star Games.

Triple Gold Club: With his Olympic gold medal in 2010, became the 23rd player in history to enter the "Triple Gold Club" (Olympic gold, Stanley Cup, World Championship), and the first active Hurricane to win Olympic gold.

All-Star Game MVP: Was the first player in franchise history to earn All-Star Game Most Valuable Player honors after scoring a pair of goals and assisting on Marc Savard's game-winner, as the Eastern Conference defeated the Western Conference 8-7 at the 2008 All-Star Game at Philips Arena in Atlanta.

FRANCHISE RECORDS:

- * **Goals in a game:** 4 in a 9-3 victory at Tampa Bay on March 7, 2009, matching the record held by Ron Francis and Jordy Douglas
- * **Points in a game:** 6 in a 9-3 victory at Tampa Bay on March 7, 2009, matching the record held by Ron Francis and Paul Lawless
- * **Shots in a game:** 12 in a 7-1 win vs. Atlanta on March 28, 2008
- * **Hat tricks in a season:** 4, set during the 2008-09 season
- * **Assist streak:** 11 games, established from Feb. 10 - March 6, 2012 (6g, 14a)
- * **Consecutive 30-goal seasons:** 4, 2005-06 through 2008-09, matching Blaine Stoughton's record
- * **Consecutive 25-goal seasons:** 6, 2005-06 through 2010-11, breaking Kevin Dineen's record
- * **Goals in a period:** 3, a franchise mark he tied two more times during the 2008-09 season, most recently March 7, 2009
- * **Goals by a center (season):** 45 goals in 2005-06 broke record set by Mike Rogers (44) in 1979-80
- * **Fastest to 50 points in a season:** 35 games in 2005-06, tied Mike Rogers' mark set in 1980-81
- * **Fastest to 25 goals in a season:** 34 games in 2005-06, broke Blaine Stoughton's mark set in 1981-82 (35 games)
- * **Assists in a playoff game:** 4 in a 6-5 double-overtime loss to Montreal on April 24, 2006, tying John Anderson's record set on April 12, 1986
- * **Assists in a playoff season:** 19 in 2006, broke Ron Francis' record (10) set in 2002
- * **Points in a playoff season:** 28 in 2006, broke Ron Francis' record (16) set in 2002
- * **Shots in a playoff season:** 87 in 2006, broke Jeff O'Neill's record (72) set in 2002
- * **Point streak in a playoff season:** 15 games, established from April 24-May 28, 2006 (7g, 13a)
- * **Hat tricks, career:** 13, passed Ron Francis for first in franchise history with a hat trick on April 8, 2010, vs. Montreal
- * **Shorthanded goals, career:** 14, passed Dave Tippett for first in franchise history on March 20, 2012, vs. Washington
- * **Playoff points, career:** 43, passed Ron Francis for first in franchise history in playoff scoring during the 2009 playoffs
- * **Playoff goals, career:** 19, passed Rod Brind'Amour for first in franchise history in playoff goals during the 2009 playoffs



JORDAN STAAL 11



Center • Shoots Left

6'4" • 220 lbs.

9/10/88 • Thunder Bay, Ont.

Acquired: 6/22/12, Trade with PIT

2012-13 Team: Carolina

Drafted: Pittsburgh 2006 (1-2-1)

HIGHLIGHTS

NHL FIRSTS:

Game: 10/5/06; 4-0 PIT W vs. PHI

Point: 10/12/06; 6-5 PIT W vs. NYR (goal)

Goal: 10/12/06; 6-5 PIT W vs. NYR (Lundqvist)

Shootout Stats: 0 attempts, 0 goals (0%),
0 game-deciding goals

NHL HIGHS:

Goals: 3-2x (Last: 11/11/08; 7-6 PIT OT W at DET)

Assists: 3-2x (Last: 4/2/11; 4-2 PIT W at FLA)

Points: 4 (11/11/08; 7-6 PIT OT W at DET)

Penalty Min: 17 (11/27/09; 3-2 PIT L at NYI)

Goal Streak: 5 games (2/3/07-2/10/07: 7g)

Assist Streak: 10 games (2/25/12-3/17/12: 10a)

Point Streak: 10 games (2/25/12-3/17/12: 3g, 10a)

CAREER STATS

YEAR	TEAM	LEAGUE	REGULAR SEASON					PLAYOFFS				
			GP	G	A	TP	PIM	GP	G	A	TP	PIM
2004-05	Peterborough	OHL	66	9	19	28	29	14	5	5	10	16
2005-06 (a)	Peterborough	OHL	68	28	40	68	69	19	10	6	16	16
2006-07	Pittsburgh	NHL	81	29	13	42	24	5	3	0	3	2
2007-08	Pittsburgh	NHL	82	12	16	28	55	20	6	1	7	14
2008-09	Pittsburgh	NHL	82	22	27	49	37	24	4	5	9	8
2009-10	Pittsburgh	NHL	82	21	28	49	57	11	3	2	5	6
2010-11	Pittsburgh	NHL	42	11	19	30	24	7	1	2	3	2
2011-12	Pittsburgh	NHL	62	25	25	50	34	6	6	3	9	2
2012-13 (b)	Carolina	NHL	48	10	21	31	32	—	—	—	—	—
Hurricanes Totals (1 Season)			48	10	21	31	32	—	—	—	—	—
NHL Totals (7 Seasons)			479	130	149	279	263	73	23	13	36	34

(a) June 24, 2006—Selected by the Pittsburgh Penguins in the 2006 NHL Entry Draft. 1st Penguins pick, 2nd overall, 1st round.

(b) June 22, 2012—Acquired by the Carolina Hurricanes from the Pittsburgh Penguins in exchange for Brandon Sutter, Brian Dumoulin and a first-round selection in the 2012 NHL Draft (Derrick Pouliot).

VS. NHL

CLUB	GP	G	A	PTS	PIM
ANA	6	2	3	5	2
BOS	25	4	13	17	14
BUF	24	8	9	17	12
CGY	4	1	2	3	2
CAR	21	5	5	10	16
CHI	5	2	2	4	2
COL	6	4	4	8	2
CBJ	6	2	1	3	0
DAL	6	3	3	6	6
DET	8	4	3	7	4
EDM	5	1	4	5	4
FLA	24	5	9	14	10
LA	6	4	1	5	2
MIN	6	1	1	2	9
MTL	24	5	7	12	6
NSH	4	2	1	3	2
NJ	39	10	7	17	18
NYI	40	9	11	20	37
NYR	39	8	11	19	30
OTT	22	6	12	18	4
PHI	39	11	8	19	14
PHX	5	0	2	2	6
PIT	3	0	2	2	0
STL	4	1	1	2	0
SJ	6	0	2	2	4
TB	26	6	9	15	10
TOR	22	10	6	16	12
VAN	4	0	2	2	0
WSH	26	6	1	7	25
WPG	24	10	7	17	10

PERSONAL

Jordan and his wife, Heather, were married on June 22, 2012, the same day that he was traded to the Hurricanes... His brother Eric was drafted by the Hurricanes in 2003 and serves as the team's captain... His brother Jared is also a member of the Hurricanes organization, and his brother Marc plays for the NY Rangers... Jordan was involved with the Pittsburgh Kids Foundation while a member of the Penguins, and did a mission trip to Haiti with the organization in the summer of 2012... Jordan says his parents had the biggest influence on his career, and his favorite player growing up was Joe Thornton... His first youth team was the Norwest Super Squirts and his first job was working on his father's sod farm... Jordan's favorite television show is Family Guy, favorite movie is Gladiator and

favorite food is pierogies... His preferred vacation spot is "a beach" and his favorite Triangle restaurant is Nina's... Jordan enjoys watching football and is a fan of the Pittsburgh Steelers... His favorite athlete outside of hockey is Tiger Woods... His favorite website is nhl.com and favorite video game is Modern Warfare 3... The celebrity Jordan would most like to meet is Denzel Washington... His favorite holiday is Christmas... He's worn No. 11 his entire life, and chose it because it was close to the No. 12 that both his father and his brother, Eric, wear... His favorite road city is Boston, favorite road arena is Bell Centre and favorite team to play against is Philadelphia... His most memorable hockey moment was winning the Stanley Cup with the Penguins in 2009.



2012-13 SEASON

Completed his seventh NHL season and first with the Hurricanes... Ranked third among Hurricanes in assists (21), fourth in points (31) and fifth in goals (10)... Led the team in hits (105)... Was one of three Hurricanes to play in all 48 games... Made his Hurricanes debut and registered a season-high nine hits at FLA (1/19)... Recorded his first Hurricanes point with an assist on Jeff Skinner's power-play goal vs. TB (1/22)... Earned two assists vs. BUF (1/24)... Had a season-high six penalty minutes at BUF (1/25)... Scored his first Hurricanes goal and earned an assist at TOR (2/4)... Had assists and points in five consecutive games, all on the road, from

2/2-2/11 (1g, 5a)... Had his third multi-point game of the season with a goal and an assist at NYI (2/24)... Netted the game-winning goal at FLA (3/3)... Earned a pair of helpers vs. BOS (4/13)... Skated a season-high 24:37 of ice time at OTT (4/16)... Had his third multi-assist game of the season with two assists at WPG (4/18)... Scored a goal and earned an assist vs. NYI (4/23)... **Longest assist streak:** 5 games (2/2-2/11: 1g, 5a)... **Longest point streak:** 5 games (2/2-2/11: 1g, 5a)... **Multi-assist games:** 3 (last: 4/18 at WPG: 0g, 2a)... **Multi-point games:** 6 (last: 4/23 vs. NYI: 1g, 1a).

CAREER

Is in his eighth NHL season and second with the Hurricanes... Acquired by the Hurricanes from Pittsburgh on 6/22/12 in exchange for Brandon Sutter, Brian Dumoulin and a first-round pick in the 2012 NHL Draft (Derrick Pouliot)... Signed a 10-year contract extension with the Hurricanes on 7/1/12, which begins with the 2013-14 season and goes through 2022-23... Selected by the Penguins with the second overall pick in the 2006 NHL Entry Draft... Nominated for the Calder Trophy (rookie of the year) in 2006 and the Selke Trophy (best defensive forward) in 2010... Played in a Penguins-franchise-record 358 consecutive games including playoffs (328, Ron Schock) from 12/7/06-4/30/10... His 302-game, regular-season, games-played streak ranks second in Penguins history (313, Schock)... Represented Canada at the 2007 IIHF World Championships along with his brother, Eric, earning a pair of assists and winning a gold medal... Earned three points (1g, 2a) and was (+5) in eight games at the 2013 IIHF World Championship for Canada... Was invited to Canada's orientation camps for the 2010 Olympic Games and the 2014 Olympic Games... **2004-05:** Completed his first season with Peterborough of the Ontario Hockey League (OHL), the same team his brother, Eric, played for in junior hockey... Earned 28 points (9g, 19a) in 66 regular-season games as a 16-year-old for the Petes... Was third on the team in playoff goals with six, totaling 10 points in 14 postseason contests... **2005-06:** Scored 68 points (28g, 40a) in 68 games for Peterborough... Tied for eighth in the OHL in game-winning goals (7)... Selected to play in the 2006 OHL All-Star Game, earning a pair of assists in the contest... Was second among Petes skaters with 10 goals and totaled 16 points (10g, 6a) in 19 playoff games as Peterborough captured the OHL championship... The Petes lost just three of their 19 games en route to the title and a berth in the 2006 Memorial Cup... **2006-07:** Completed his rookie NHL season with the Penguins in his draft year, totaling 42 points (29g, 13a) in 81 games... Ranked second among league rookies in goals (29), trailing only teammate Evgeni Malkin... Established an NHL rookie record with seven shorthanded goals... Also established an NHL record for shooting percentage by a rookie (22.1%), leading all NHL players in that category... Ranked first among Penguins skaters and tied for second among NHL rookies in plus/minus (+16)... Was seventh on the team and sixth among NHL rookies in points (42)... Was a finalist for the Calder Trophy as the league's top rookie... Named to the NHL's All-Rookie Team... Made his NHL debut vs. PHI (10/5)... Scored his first NHL goal, a shorthanded tally against Henrik

Lundqvist, vs. NYR (10/12)... Scored a pair of shorthanded goals vs. CBJ (10/21) to become the youngest player in NHL history to net two shorthanded goals in a game... One of those two goals was on a penalty shot, as he also became the youngest player to score on a penalty shot... Was the first NHL player since 1982 to score his first three NHL goals shorthanded... Netted his 20th goal of the season vs. PHI (2/8), becoming the third-youngest player in NHL history to reach the 20-goal mark, trailing only Ted Lindsay and Sidney Crosby... Was plus or even in 25 consecutive games from 12/15-2/10... Became the youngest player in NHL history (18 years, 153 days) to record a hat trick when he netted three goals, including the overtime winner, vs. TOR (2/10)... Appeared in his first Stanley Cup playoffs, tying Sidney Crosby for the team lead in playoff goals with three as the Penguins dropped a five-game series to Ottawa... Notched a goal in his playoff debut in Game 1 vs. OTT (4/11), becoming the fifth-youngest player in NHL history to score a playoff goal... **2007-08:** Finished the regular-season with 28 points (12g, 16a) in 82 games, and was tied for third among Penguins skaters in game-winning goals (4)... Scored seven of his last nine goals on the road... Had a season-high three points (2g, 1a) vs. TB (1/10)... Appeared in all 20 of Pittsburgh's Stanley Cup playoff games as the Penguins won the Eastern Conference championship before falling to Detroit in the Stanley Cup Final... Was tied for third on the team in playoff goals (6)... Ranked fourth on the team in hits (45) and led Penguins forwards in shorthanded ice time per game (3:16) in the playoffs... Netted the game-winning goal in Game 2 of the conference semifinals vs. NYR (4/27)... Scored two third-period goals in Game 4 vs. PHI (5/15)... **2008-09:** Set then-career-highs in assists (27) and points (49), adding 22 goals... Led Penguins forwards and ranked second on the team in shorthanded ice time per game (3:31)... Ended the regular season on a then-career-high, six-game scoring streak (4/1-4/11: 2g, 6a)... Posted his second career hat trick and set a single-game high in points with three goals and an assist at DET (11/11), scoring all three goals in the third period, assisting on the game-winning overtime goal... Netted his 50th career goal at OTT (12/6)... Recorded his first multi-assist game with a pair of helpers vs. NYI (12/11)... At 20 years, 111 days, became the youngest player in NHL history to play in his 200th game (Patrick Marleau – 20 years, 115 days), vs. BOS (12/30)... Earned his 100th career point with an assist vs. SJ (2/11)... Tallied his 50th career assist vs. BOS (3/11)... Totaled nine playoff points (4g, 5a) including a pair of critical goals during

CAREER CONTINUED

the Stanley Cup Final in helping the Penguins capture the 2009 Stanley Cup title... Matched against opposing teams' top forward combination, he held Philadelphia's Jeff Carter to one goal in the Penguins six-game, opening-round series against Philadelphia, and brother Eric to one goal in the Eastern Conference Final... Scored a shorthanded goal to tie Game 4 of the Stanley Cup Final vs. DET (6/4), with the Penguins trying to avoid a three-games-to-one series deficit... Netted the first goal of the game in Pittsburgh's Game 5 victory vs. DET (6/9)... **2009-10:** Matched his then-career-high with 49 points (21g, 28a), skating in all 82 games for Pittsburgh and establishing his career-high in assists (28)... It marked the third consecutive season in which he played in all 82 games... Led the Penguins with a career-best, plus-19 rating... Also led Pittsburgh in shorthanded ice time per game (3:20)... Was a finalist for the Selke Trophy as the NHL's top defensive forward... Voted by his peers as the team's Player's Player, an award given to the player that best exemplifies leadership for the team, both on and off the ice... Earned a single-game, career-high three assists at EDM (1/14)... Became the youngest player (21 years, 140 days) in NHL history to appear in 300 games, vs. OTT (1/28)... Skated in 11 Stanley Cup playoff games, totaling three goals and two assists (5 points)... Earned two assists in the series-clinching Game 6 victory at OTT (4/24)... Saw his 358-game (including playoffs) consecutive games streak end when a laceration on his foot sidelined him for two games (5/2-5/4)... Scored the last Penguins' goal ever at Mellon Arena with a tally in Game 7 vs. MTL (5/12)... **2010-11:** Totaled 11 goals and 19 assists (30 points) in a career-low 42 games... Missed the first 40 games of the season due to foot and hand injuries... Was a key part of Pittsburgh's top-ranked penalty kill (86.1%), the first time in team history that the Penguins led the NHL in that category... Was preparing to return to action from his foot injury

when he suffered a fracture in his hand after being struck by a puck during practice on 11/1... Made his season debut in the NHL Winter Classic vs. WSH at Heinz Field in Pittsburgh... Had a season-high, five-game point streak from 2/10-2/20 (3g, 3a)... Played a career-high 29:04 of ice time vs. SJ (2/23)... Had three points (1g, 2a) during the Penguins' seven-game series loss to Tampa Bay in the first round of the Stanley Cup playoffs... **2011-12:** Totaled a career-high 50 points despite appearing in only 62 regular-season games for Pittsburgh... His 25 goals ranked tied for fourth among Penguins skaters and were the most since his rookie campaign in 2006-07 (29)... Ranked second among Penguins forwards in shorthanded minutes per game (2:38)... Was tied for first on the team and fourth in the NHL in shorthanded goals (3)... Was also tied for fourth in the NHL in shorthanded points (5)... Penguins penalty kill ranked in the top five for the second consecutive season (3rd, 87.8%)... Served as an alternate captain for Pittsburgh... Finished second among Penguins forwards in ice time per game (20:03)... Won 51.0 percent of his face-offs, the first time in his career that he was over 50 percent for the season... Had 29 points (10g, 19a) in the final 28 games of the season... Recorded his 200th career NHL point at CGY (10/8)... Scored his 100th career NHL goal vs. NJ (10/22)... Played in his 400th career NHL game vs. CAR (12/27)... Had points in 13 of 14 games from 2/15-3/17 (6g, 11a), including a career-long 10-game point streak from 2/25-3/17 (3g, 10a)... Missed 20 games due to injury (10/29-11/3; 12/10; 12/16-12/16; 1/7-2/7)... Completed his sixth NHL playoff season, leading the Penguins in goals (6) and points (9) during Pittsburgh's six-game opening round loss to Philadelphia... Netted a pair of goals in Game 3 at PHI (4/15)... Recorded his first career playoff hat trick in Game 4 at PHI (4/18)... Had a goal and an assist in Game 5 vs. PHI (4/20).

JORDAN STAAL CAREER ACHIEVEMENTS

Calder Trophy Finalist: Was a finalist for the 2007 Calder Trophy as the NHL's most-outstanding rookie, after scoring 29 goals as an 18-year-old. Teammate Evgeni Malkin won the award.

Rookie Shorthanded Goals: Set an NHL rookie record with seven shorthanded goals during his rookie season in 2006-07. Also became the youngest player in NHL history to score two shorthanded goals in a game (10/21/06) and the first player since 1982 to score his first three NHL goals shorthanded.

Youngest Hat Trick: Scored his first career hat trick vs. Toronto (2/10/07), including the game-winning goal in overtime. Was the youngest player in NHL history to record a hat trick, at 18 years, 153 days old.

Consecutive Games Streak: Set a Penguins franchise record by playing in 358 consecutive games, including playoffs, from 12/7/06 until 4/30/10, when he suffered a foot injury in a playoff game against Montreal.

Selke Trophy Finalist: Was a finalist for the 2010 Frank J. Selke Trophy, honoring the NHL's top defensive forward. Detroit's Pavel Datsyuk won the award.

Penalty Killing Prowess: Has been a key part of teams' penalty-killing units throughout his NHL career. Helped the Pittsburgh Penguins finish first in the NHL in penalty kill percentage for the first time in franchise history in 2010-11 (86.1%). The Penguins set a franchise record at 87.8 percent in 2011-12, finishing third in the NHL.

International Experience: Was invited to Canada's Orientation Camp for the 2014 Winter Olympic Games. Represented Canada alongside his brother, Eric, at the IIHF World Championships in 2007 and 2013.

The Brothers Staal: Jordan's youngest brother, Jared, made his NHL debut for the Hurricanes on April 25, 2013, starting the game on a line with Eric and Jordan. They marked the fourth set of brothers to play on one team in the same season in NHL history and first since the Stastny brothers in 1984-85.





JIRI TLUSTÝ 19



Left Wing • Shoots Left

6'0" • 209 lbs.

3/16/88 • Slany, Czech Republic

Acquired: 12/3/09, Trade with TOR

2012-13 Team: Kladno (Czech), Carolina (NHL)

Drafted: Toronto 2006 (1-13-1)

HIGHLIGHTS

NHL FIRSTS:

Game: 10/25/07; 5-2 TOR W at PIT

Point: 10/25/07; 5-2 TOR W at PIT (goal)

Goal: 10/25/07; 5-2 TOR W at PIT (Fleury)

NHL HIGHS:

Goals: 3 (4/2/13; 5-3 CAR L vs. WSH)

Assists: 3 (1/15/09; 6-4 TOR W at CAR)

Points: 4 (2/11/13; 6-4 CAR W at NYI)

Penalty Min: 6 (12/29/11; 4-3 CAR OT W vs. TOR)

Goal Streak: 3 games (2/9/13-2/12/13: 5g)

Assist Streak: 3 games-3x (Last: 4/16/13-4/20/13: 3a)

Point Streak: 9 games (2/2/12-2/23/12: 4g, 6a)

CAREER STATS

YEAR	TEAM	LEAGUE	REGULAR SEASON					PLAYOFFS				
			GP	G	A	TP	PIM	GP	G	A	TP	PIM
2003-04	Kladno Jr.	Czech-Jr.	51	10	3	13	12	1	0	0	0	0
2004-05	Kladno Jr.	Czech-Jr.	42	15	12	27	54	10	2	2	4	8
2005-06 (a)	Kladno Jr.	Czech-Jr.	6	4	2	6	2	6	7	6	13	6
	Kladno	Czech	44	7	3	10	51	—	—	—	—	—
2006-07	Sault Ste. Marie	OHL	37	13	21	34	28	13	9	8	17	14
	Toronto Marlies	AHL	6	3	1	4	4	—	—	—	—	—
2007-08	Toronto	NHL	58	10	6	16	14	—	—	—	—	—
	Toronto Marlies	AHL	14	7	11	18	8	19	2	8	10	8
2008-09	Toronto	NHL	14	0	4	4	0	—	—	—	—	—
	Toronto Marlies	AHL	66	25	41	66	26	6	1	2	3	2
2009-10 (b)	Toronto	NHL	2	0	0	0	0	—	—	—	—	—
	Toronto Marlies	AHL	19	8	7	15	4	—	—	—	—	—
	Carolina	NHL	18	1	5	6	6	—	—	—	—	—
2010-11	Albany	AHL	20	6	9	15	10	5	0	1	1	0
	Carolina	NHL	57	6	6	12	14	—	—	—	—	—
2011-12	Charlotte	AHL	5	1	1	2	4	—	—	—	—	—
	Carolina	NHL	79	17	19	36	26	—	—	—	—	—
2012-13	Kladno	Czech	24	12	11	23	12	—	—	—	—	—
	Carolina	NHL	48	23	15	38	18	—	—	—	—	—
Hurricanes Totals (4 Seasons)			202	47	45	92	64	—	—	—	—	—
NHL Totals (6 seasons)			276	57	55	112	78	—	—	—	—	—

(a) June 23, 2006—Selected by the Toronto Maple Leafs in the 2006 NHL Entry Draft. First Leafs pick, 13th overall, first round.

(b) Dec. 3, 2009—Acquired by the Carolina Hurricanes from the Toronto Maple Leafs for the rights to center Philippe Paradis.

PERSONAL

Jiri spends his summers in Kladno, Czech Republic, where he still enjoys helping out on the family farm... He has a dog named Chejla that stays in the Czech Republic year-round... Jiri started playing hockey at age 6 in Slany... He says the biggest influences on his career were his parents... His favorite player growing up was Jaromir Jagr, who is from his hometown... His favorite television show is 48 Hours and his favorite movies are The Hangover and Braveheart... He says he listens to every type of music and his favorite book is the biography of Ivan Hlinka... Jiri's Twitter username is @J_T_19... His biggest game-day habit is a nap and he enjoys Italian and Czech food, as well as steak... His favorite restaurants in

the Triangle are Bruno, Sullivan's, and Klara's, which is a Czech restaurant... His favorite video game is Call of Duty... Jiri enjoys playing tennis and soccer... His favorite athlete outside of hockey is Usain Bolt and his favorite teams are soccer clubs Barcelona, Liverpool and Real Madrid... The people he would most like to meet are Gordie Howe and Wayne Gretzky... His most-memorable hockey moment was his first NHL game... His favorite former teammates are Mats Sundin and Bates Battaglia... He enjoys playing in the NHL because it is "the best league in the world"... His favorite road cities are Toronto, Montreal and Phoenix, favorite road arena is Bell Centre and favorite teams to play against are Pittsburgh and Montreal.

VS. NHL

CLUB	GP	G	A	PTS	PIM
ANA	3	0	2	2	0
BOS	18	4	2	6	4
BUF	19	3	1	4	6
CGY	3	1	0	1	2
CAR	4	1	3	4	0
CHI	3	1	1	2	0
COL	3	1	0	1	2
CBJ	3	0	0	0	0
DAL	4	1	0	1	0
DET	5	2	1	3	0
EDM	3	0	1	1	0
FLA	16	1	3	4	2
LA	2	1	0	1	0
MIN	1	0	1	1	0
MTL	18	4	4	8	8
NSH	6	1	0	1	0
NJ	14	4	4	8	4
NYI	15	4	5	9	4
NYR	14	3	2	5	2
OTT	17	3	2	5	0
PHI	16	1	3	4	10
PHX	1	1	0	1	0
PIT	13	4	3	7	0
STL	4	0	1	1	0
SJ	2	0	1	1	2
TB	18	4	3	7	4
TOR	11	0	4	4	6
VAN	1	0	0	0	0
WSH	20	6	4	10	4
WPG	19	6	4	10	18



2012-13 SEASON

Completed his sixth NHL season and fourth with the Hurricanes... Ranked first on the team and tied for fifth in the NHL in goals, marking only the second time since relocation that a Hurricanes player has finished in the top five in the NHL in goals... Led the Hurricanes and ranked tied for 25th in the NHL in plus/minus (+15)... Was tied for first in the NHL in empty-net goals (4) and was seventh in the NHL in shooting percentage (19.7%)... Led the Hurricanes in multi-goal games (9) and was second on the team in game-winning goals (3)... Finished the season on an eight-game point streak (4/13-4/27: 6g, 5a)... Played for Kladno of the Czech Extraliga during the NHL work stoppage, tallying 23 points (12g, 11a) in 24 games played... Scored his first goal of the NHL season at PHI (2/9), the 10th game of the season... Registered a career-high four points (2g, 2a) at NYI (2/11)... Scored two goals, including the game winner, at NJ (2/12)...

CAREER

Is in his seventh NHL season and fifth with Carolina... Acquired by the Hurricanes from Toronto on 12/3/09 in exchange for the rights to center Philippe Paradis... Signed a two-year contract with Carolina on 4/24/12... Has represented the Czech Republic in four major international tournaments... Played seven games for the Czech Republic at the 2005 IIHF World U-18 Championship, totaling three goals and two penalty minutes... Played four games for the Czech Republic at 2006 World Junior Championship (U-20)... Helped the Czech Republic earn bronze at the 2006 U-18 World Championship, ranking eighth in the tournament in scoring with seven points (4g, 3a) in seven games... Named to the 2006 U-18 tournament All-Star team... Totaled four points (1g, 3a) in eight games for the Czech Republic at the 2013 IIHF World Championship... **2003-04:** Played 51 games for Kladno Jr. of Czech Republic U-20 Extraleague collecting 13 points (10 goals, 3 assists) with 12 penalty minutes... **2004-05:** Played 42 games for Kladno Jr. of Czech Republic U-20 Extraleague, totaling 15 goals and 12 assists (27 points) with 54 penalty minutes... **2005-06:** Played 44 games for Kladno of Czech Republic Extraleague earning seven goals and three assists (10 points) with 51 penalty minutes... Also played six games for Kladno Jr. of Czech Republic U-20 Extraleague... **2006-07:** Completed his first season in North America, splitting the year between Sault Ste. Marie (Ontario Hockey League) and Toronto (American Hockey League)... Played six games for the Toronto Marlies (AHL), earning four points (3g, 1a) with four penalty minutes... Played 37 games for Sault Ste. Marie (OHL), totaling 13 goals and 21 assists (34 points) and 28 penalty minutes... Ranked seventh among Greyhounds skaters in points... Played 13 playoff games for Sault Ste. Marie, netting nine goals and earning eight assists (17 points) with 14 penalty minutes... Ranked tied for first among Greyhounds in playoff goals, and second in points... **2007-08:** Completed his first NHL season, appearing in 58 games for the Toronto Maple Leafs... Totaled 10 goals and six assists (16 points) with 14 penalty minutes in his rookie season... Also played 14 games for the Toronto Marlies (AHL), collecting 18 points (7 goals, 11 assists)... Earned his first NHL recall on 10/24... Made his NHL debut at PIT (10/25), scoring a pair of goals including the game-winning goal... Became the first Maple Leafs player to score two goals in his first NHL game since Nikolai Borschevsky (10/6/92 vs. Washington)... Earned his first NHL assist at NJ (11/2)... Missed five games due to a shoulder injury from 11/24-12/4... Scored goals in back-to-back games at CAR (1/31) and vs. OTT (2/2)... Had three points (2g, 1a), including the game-winning goal, vs. MTL (3/29)... Named AHL Player of the Week for the period ending 4/13, totaling four goals and six assists (10 points) and earning a

plus-10 rating in four games... Played 19 playoff games for the Marlies, notching two goals and eight assists (10 points) with 8 penalty minutes... **2008-09:** Split the season between the NHL and AHL, earning four assists in 14 games for the Maple Leafs on the NHL level... Played 66 games for the Toronto Marlies (AHL), notching 25 goals and 41 assists (66 points) with 26 penalty minutes... Registered a career-high three assists and a (+3) rating at CAR (1/15)... Named CCM/AHL Player of the Month for February, totaling 12 goals and 11 assists (23 points) and earning a (+11) rating... Set Toronto Marlies franchise record with five goals in a single game vs. Syracuse (2/18)... Set Toronto Marlies franchise record with six points (2g, 4a) in a single game vs. Providence (3/4)... Played six playoff games for the Toronto Marlies, scoring one goal and earning two assists (3 points)... **2009-10:** Skated in 18 NHL games with the Hurricanes and two with the Maple Leafs, totaling one goal and five assists (6 points)... Notched 30 points (14g, 16a) in 39 AHL games with Toronto and Albany... Recalled by the Maple Leafs and made his NHL season debut at BUF (10/30)... Acquired by Carolina from Toronto 12/3 in exchange for the rights to center Philippe Paradis... Made his Albany debut on 12/6 in the River Rats' 4-1 win against Wilkes-Barre/Scranton... Recalled to Carolina for the first time on 12/11, and made his Hurricanes debut, scoring a goal that night at WSH... Earned his first assist with Carolina at NYR (1/2)... Had a three-game assist streak for Carolina from 1/10-1/14 (0g, 3a)... Missed 15 AHL games from 2/20-3/20 with a lower-body injury... Skated in five Calder Cup Playoff games for Albany, earning his only point of the postseason with an assist at Wilkes-Barre/Scranton (4/19)... **2010-11:** Had 12 points (6g, 6a) in 57 games for Carolina... Also played five games for Charlotte (AHL) during a conditioning stint... Made his NHL season debut at NYR (10/29)... Scored his first goal of the season vs. NYI (11/3)... Scored a goal and earned an assist vs. ATL (2/5)... Missed 14 games due to injury (upper-body: 12/18-1/15)... Was a healthy extra for six games... **2011-12:** Set career highs in games played (79) and assists (19)... Ranked fourth on the team in points, tied for fourth in assists and tied for fifth in goals... Was tied for second on the team in even-strength goals (15)... Carolina earned points in 15 of the 17 games in which he had an assist (10-2-5)... Skated in his 100th game with the Hurricanes, at OTT (11/27)... Scored on his first career penalty shot at CGY (12/6)... Played his 200th career NHL game, vs. WPG (1/23)... Extended his point streak to a career-high nine games (4g, 6a) with an assist vs. ANA (2/23)... Missed three games due to injury (upper body: 3/11-3/15).



CAM WARD 30



Goaltender • Catches Left

6'1" • 185 lbs.

2/29/84 • Saskatoon, Sask.

Acquired: 2002 NHL Entry Draft

2012-13 Team: Carolina

Drafted: Carolina 2002 (1-25-1)

HIGHLIGHTS

NHL FIRSTS:

Game: 10/5/05; 5-2 L at TB

Win: 10/7/05; 3-2 SO W vs. PIT

Shutout: 11/9/06; 5-0 W vs. WSH

NHL SHOOTOUTS AND PENALTY SHOTS:

Shootout Stats: 11-22 (38 goals on 99 attempts)

Career Penalty Shots: 12 (4 goals on 12 attempts)

NHL HIGHS:

Saves: 57 (10/25/08; 4-3 W at NYI)

Shots Faced: 60 (10/25/08; 4-3 W at NYI)

Win Streak: 9 (3/18/09-4/7/09)

Streak w/out Regulation Loss: 10 (3/14/09-4/7/09; 9-0-1)

Shutout sequence: 134:08 (1/17/12-1/21/12)

CAREER STATS

REGULAR SEASON										PLAYOFFS					
YEAR	TEAM	LEAGUE	GP	MIN	GA	SO	GAA	W-L-OT		GP	MIN	GA	SO	GAA	W-L
2000-01	Red Deer	WHL	1	60	0	1	0.00	1-0-0		—	—	—	—	—	—
	Sherwood Park	AMHL	25	1449	70	0	2.90	14-6-3		—	—	—	—	—	—
2001-02 (a)	Red Deer	WHL	46	2694	102	1	2.27	30-11-4		23	1502	53	2	2.12	14-9
2002-03	Red Deer	WHL	57	3368	118	5	2.10	40-13-3		23	1407	49	3	2.09	14-9
2003-04 (b)	Red Deer	WHL	56	3338	114	4	2.05	31-16-8		19	1200	37	3	1.85	10-9
2004-05	Lowell	AHL	50	2829	94	6	1.99	27-17-3		11	664	28	2	2.53	5-6
2005-06	Carolina	NHL	28	1484	91	0	3.68	14-8-2		23	1320	47	2	2.14	15-8
	Lowell	AHL	2	118	5	0	2.54	0-2-0		—	—	—	—	—	—
2006-07	Carolina	NHL	60	3422	167	2	2.93	30-21-6		—	—	—	—	—	—
2007-08	Carolina	NHL	69	3930	180	4	2.75	37-25-5		—	—	—	—	—	—
2008-09	Carolina	NHL	68	3928	160	6	2.44	39-23-5		18	1101	49	2	2.67	8-10
2009-10	Carolina	NHL	47	2651	119	0	2.69	18-23-5		—	—	—	—	—	—
2010-11	Carolina	NHL	74	4318	184	4	2.56	37-26-10		—	—	—	—	—	—
2011-12	Carolina	NHL	68	3988	182	5	2.74	30-23-13		—	—	—	—	—	—
2012-13	Carolina	NHL	17	929	44	0	2.84	9-6-1		—	—	—	—	—	—
Hurricanes/NHL Totals (8 Seasons)			431	24,650	1127	21	2.74	214-155-47		41	2421	96	4	2.38	23-18

(a) June 22, 2002—Selected by the Carolina Hurricanes in 2002 NHL Entry Draft. First Hurricanes choice, 25th overall, first round.

(b) May 13, 2004—Signed a three-year contract with the Carolina Hurricanes.


VS. NHL

CLUB	GP	MIN	W-L-OT	GA	SO	GAA
ANA	4	202	2-0-1	8	0	2.38
BOS	25	1383	12-11-2	60	3	2.60
BUF	18	1013	9-6-3	48	2	2.84
CGY	5	295	2-2-0	19	0	3.86
CAR	0	0	0-0-0	0	0	0.00
CHI	4	244	3-0-1	4	2	0.98
COL	6	364	3-2-1	18	0	2.97
CBJ	5	225	0-4-0	14	0	3.73
DAL	6	327	2-3-1	19	0	3.49
DET	5	298	1-4-0	15	1	3.02
EDM	6	356	3-3-0	15	0	2.53
FLA	30	1588	15-10-2	77	0	2.91
LA	3	183	2-0-1	6	0	1.97
MIN	5	257	3-0-1	12	0	2.80
MTL	25	1399	14-8-3	63	0	2.70
NSH	6	363	1-4-1	18	0	2.98
NJ	21	1238	8-11-2	56	0	2.71
NYI	24	1408	16-3-3	56	1	2.39
NYR	24	1414	9-11-3	58	2	2.46
OTT	20	1124	11-7-1	47	1	2.51
PHI	19	1045	5-10-3	55	0	3.16
PHX	6	330	3-3-0	19	0	3.45
PIT	20	1219	12-5-3	46	0	2.26
SJ	3	180	2-1-0	11	0	3.67
STL	7	429	5-1-1	11	2	1.54
TB	37	2143	19-14-3	108	0	3.02
TOR	23	1316	13-8-2	61	2	2.78
VAN	5	302	2-2-1	17	0	3.38
WSH	32	1840	16-11-4	78	4	2.54
WPG	37	2167	21-11-4	108	1	2.99

PERSONAL

Cam and his wife, Cody, have a son named Nolan (3) and a daughter, Nyla, who was born 1/8/13... They have a dog named Rex... The Wards spend their offseason in Alberta, at their home in Sylvan Lake... Cam is involved with Special Olympics in Alberta and in North Carolina... He has his own program, called "Cam's Champs," through which he hosts special needs athletes in a suite at home games... He's also involved with the Garth Brooks Teammates For Kids Foundation... Cam's first team was the Saskatoon Flyers, and the player he emulated growing up was Martin Brodeur... His favorite vacation spot is Santorini, Greece, and the most-played artist on his iPod is Linkin Park... His most prized possessions are his family and his Stanley Cup ring... His favorite television show is Big Brother, his favorite movie is Gladiator and his favorite food is sushi... Cam enjoys boating in the offseason...

His favorite teams outside of hockey are the New Orleans Saints, the New York Yankees and the Saskatchewan Roughriders... His favorite athlete outside of hockey is Bubba Watson... The person from history he would most like to meet is Jesus Christ, and the current celebrity he would most like to meet is Will Ferrell... His favorite former teammate is Andrew Ladd... His favorite holiday is Christmas, his favorite hockey team growing up was Edmonton and his favorite magazine is ESPN The Magazine... Cam has worn number 30 since junior hockey and his most memorable win was Game 7 of the 2006 Stanley Cup Final... His favorite place to visit in the Triangle is Cafe Tiramisu... His favorite road city is Vancouver, and his favorite road arena is the Bell Centre in Montreal.



2012-13 SEASON

Completed his eighth NHL season with Carolina... Was 9-6-1 with a 2.84 goals-against average and .908 save percentage... Missed 27 games after suffering a season-ending knee injury on 3/3... Led Hurricanes netminders in wins, goals-against average and save percentage... Carolina was in first place with a 13-8-1 record at the time of his injury, and went 6-17-3 without him in the lineup for the rest of the season... Made his season debut at FLA (1/19)... Earned his first win of the season with 30 saves on 33 shots vs. BUF (1/24)... Stopped 41 of 42 shots in a 4-1 win at TOR (2/4)... Made

a season-high 45 saves on 47 shots in a 3-2 OT win at OTT (2/7)... Was 4-0-1 during Carolina's six-game road trip from 2/2-2/12... Stopped 23 shots in a 4-2 victory at NYI (2/24)... Made 26 saves on 27 shots in a 4-1 win vs. PIT (2/28)... Earned his second consecutive victory with 22 saves vs. FLA (3/2)... Stopped 15 of 15 shots before leaving the game at FLA (3/3) with a third-degree MCL sprain... Was 4-1-0 with a 1.78 goals-against average and .939 save percentage in his final five games played before being placed on injured reserve on 3/5.

CAREER

Is in his ninth NHL season with Carolina... Signed a six-year contract extension with the Hurricanes on Sept. 30, 2009, which began with the 2010-11 season and goes through the 2015-16 season... Holds franchise career goaltending records in games played, minutes, wins and shutouts... Represented Canada at the 2007 IIHF World Championship in Russia, leading his country to the gold medal, and the 2008 IIHF World Championship in Canada, earning silver... Also participated in the 2012 IIHF World Championship in Sweden/Finland... Was Carolina's first-round pick (25th overall) in the 2002 NHL Entry Draft... **2001-02:** Posted the top goals-against average in the Western Hockey League (WHL) at 2.27 and won the Del Wilson Trophy as the WHL's top goaltender... Was 30-11-4 with one shutout and a .911 save percentage during his rookie season of junior hockey for Red Deer... Was named Red Deer's rookie of the year and selected to the WHL's Eastern Conference First All-Star Team after leading the Rebels to the top record in the WHL during the regular-season... Was 14-9 with a 2.12 goals-against average and a .911 save percentage during Red Deer's run to the WHL Finals... **2002-03:** Was second in the WHL in goals-against average during the regular season at 2.10... Led the league in wins (40), as Red Deer captured the Central Division title for the second consecutive year... Named goaltender of the year by the Western Major Junior Hockey Writers Association... Was 14-9 with a 2.09 goals-against average in the postseason as Red Deer advanced to the WHL Finals... **2003-04:** Was third in the WHL in goals-against average (2.05)... Had a record of 31-16-8, a save percentage of .921 and four shutouts for Red Deer... Was 10-9 with a goals-against average of 1.85 and three shutouts in 19 playoff games, leading the Rebels to the WHL Semifinals... Awarded the Four Broncos Memorial Trophy as the WHL Player of the Year as well as the Del Wilson Trophy as the WHL Goaltender of the Year... Received the Vaughn Goaltender of the Year award as the top netminder in the entire Canadian Hockey League (CHL)... Was a runner-up to Sidney Crosby for the CHL's player of the year award... Also a runner-up for the Doug Wickenheiser Memorial Trophy, the WHL's humanitarian award... Earned Rebels' team awards including the Red Deer Bottling MVP award, McDonald's player of the year endowment and the Traptow Photography community relations award... **2004-05:** Posted a 27-17-3 record in 50 games with Carolina's American Hockey League affiliate, Lowell... Set Lock Monsters single-season records for wins (27), shutouts (6), GAA (1.99) and save percentage (.937)... Named to the AHL All-Rookie Team... Finished the season with a .937 save percentage to lead all AHL netminders... Recorded a 1.99 goals-against average, ranking fourth in the AHL and second among AHL goaltenders playing in 50 or more games... Started all 11 of Lowell's playoff games... Holds the Lock Monsters career records for playoff wins (5), shutouts (2) and goals-against average (2.53)... Posted a 1.33 goals-against average and stopped 98 of 102 shots in Games 4, 5 and 6 to help the Lock Monsters to their 4-2 playoff series win against Hartford... **2005-06:** Completed his first NHL season, going 14-8-2 with a 3.68 goals-against average in 28 games with Carolina... In

a two-game conditioning stint with Lowell (AHL), he posted a 2.54 goals-against average and a .915 save percentage... Made his NHL debut in relief of Martin Gerber and stopped 10 of 11 shots in the game's final 20:00 at TB (10/5)... Made his first NHL start and earned his first NHL win with a shootout victory vs. PIT (10/7)... Stopped 28 of 30 shots during game play before thwarting Mario Lemieux, Zigmund Palffy and Sidney Crosby on consecutive penalty shots to earn the win... It was the first shootout in franchise history... Stopped 26 of 28 shots to earn his first regulation win vs. WSH (10/12)... Started the game at WSH (10/22) and stopped one shot in 3:48 of play before leaving the game with an arm injury... Martin Gerber completed the game, marking the first time in franchise history that two netminders have combined for a shutout... Earned his first NHL assist on Staal's power-play goal at PHX (12/3)... Served as backup and did not play for 48 games... Completed his first NHL playoff season, becoming the fourth rookie goaltender to capture the Conn Smythe Trophy as playoff Most Valuable Player (Ken Dryden, Patrick Roy, Ron Hextall)... Played in 23 of Carolina's 25 games en route to his first Stanley Cup... Ranked first in the league in wins (15), second in goals-against average (2.14), second in shutouts (2) and sixth in save percentage (.920)... Set the Hurricanes single-season franchise playoff records for wins (15), saves (537), minutes (1320), and shutouts (2 – tied with Kevin Weekes)... Made his NHL playoff debut, stopping 20 of 23 shots in 67:32 of playing time after replacing Gerber at the 14:46 mark of the first period of Game 2 vs. MTL (4/24)... Stopped 27 of 28 shots to earn his first career playoff victory in Game 3 at MTL (4/26)... Earned his first career NHL shutout by stopping all 21 Devils shots in Game 1 vs. NJ (5/6)... Made 28 saves in Game 3 at NJ (5/10), tying Tiny Thompson (Boston: 1929-30) for the NHL record by winning his first seven NHL playoff starts... Stopped all 25 shots he faced to earn his second career playoff shutout in Game 2 vs. EDM (6/7)... Made 22 saves and was named first star in Game 7 vs. EDM (6/19)... **2006-07:** Ranked tied for 15th in the NHL in wins (30) and tied for 13th in games played (60)... Represented Canada at the IIHF World Championship in Russia, going 5-0 with a 2.20 goals-against average and a .915 save percentage as he led Canada to the gold medal... Earned his first win of the season at ATL (10/13)... Made 20 saves to earn his first career regular-season shutout vs. WSH (11/9)... Stopped 25 shots to win his fifth consecutive game vs. ANA (12/29)... Made a then-career-high 42 saves in a 5-3 win at MTL (2/17)... Stopped 12 of 13 shots before leaving the game at NYR (3/11) with a laceration on his leg caused by a skate blade... Missed three games due to injury (laceration on leg: 3/13-3/17)... **2007-08:** Ranked tied for fourth in the NHL in wins (37) and tied for ninth in shutouts (4)... Established career bests in games played (69), minutes (3930), wins (37), shutouts (4), goals-against average (2.75) and save percentage (.904)... Was voted by his teammates as the Hurricanes' nominee for the King Clancy Memorial Trophy, which goes "to the player who best exemplifies leadership qualities on and off the ice and has made a noteworthy contribution in his community"... Represented Canada at the 2008

CAREER CONTINUED

IHIF World Championship, held in Halifax and Quebec City, Canada... Started a then-career-high 20 consecutive games to conclude the season, going 13-5-2 during that span... Was named the NHL's First Star of the Week for the week of Oct. 8-14 after going 3-0-0 with a 1.67 goals-against average and .939 save percentage in three road games at Toronto, Ottawa and Montreal... Stopped 35 shots vs. WSH (11/5) to earn his third career regular-season shutout... Played in his 100th career NHL game vs. TB (11/8)... Made 28 saves at NYR (12/3) to earn his fourth career shutout with a 4-0 victory, marking his first regular-season shutout against a team other than Washington... Reached the 30-win mark for the second consecutive season by making 26 saves vs. MIN (3/6)... Earned his fourth shutout of the season with 25 saves at CHI (3/12)... **2008-09:** Was third in the NHL in wins (39) and tied for sixth in shutouts (6)... Was 12th in the NHL in goals-against average (2.44) and 14th in save percentage (.916)... Established a new franchise record for goaltender victories in a season (39) and matched the franchise record for shutouts in a season (6)... Also set a franchise record for consecutive victories (9, 3/18-4/7)... Set career-bests in wins (39), shutouts (6), goals-against average (2.44) and save percentage (.916)... Started a career-high 28 consecutive games before sitting out the final game of the season at NJ (4/11)... Was 19-7-2 with a 2.30 goals-against average and three shutouts in that 28-game stretch... Established a new franchise record by stopping 57 shots, including a penalty shot by Doug Weight with 0.7 seconds remaining, in a 4-3 victory at NYI (10/25)... Set a then-personal best with a 131:56 shutout sequence from the first period in MTL (10/28) to the second period vs. EDM (11/1)... Surpassed the 10,000-minutes played mark in a 3-2 victory vs. MTL (12/16)... Was named the NHL's Third Star of the Week for 12/29-1/4 after going 3-0-0 with a 1.33 goals-against average and .944 save percentage in games against ATL, STL and TB... Was named the NHL's second star for the week ending Jan. 25 after stopping 67 of 68 shots in posting road victories on consecutive nights at TOR (1/19) and at PIT (1/20)... Made 27 saves to earn his 100th career victory with a 3-2 win vs. TB (1/29)... Played his 200th NHL/Hurricanes game vs. CBJ (2/14)... Was named the NHL's First Star of the Week on 3/23, after going 3-0-0 with a 2.33 goals-against average and a .935 save percentage in the Hurricanes' three wins against NJ, NYI and WSH... Was named an NHL Star of the Week for the fourth time of the season, earning third star honors on 3/30, after going 3-0-0 record with a 1.33 goals-against average and a .935 save percentage in the team's wins at FLA, vs. OTT and at NJ... Was named the NHL's First Star of the Month for March, posting a 10-1-2 record with a 1.98 goals-against average and .938 save percentage while playing each of Carolina's 13 games... Was just the third player in franchise history to be recognized with Player of the Month honors... Won his franchise-record eighth consecutive game by making 33 saves vs. PIT (4/4), as Carolina clinched a playoff berth with a 3-2 overtime win... Stopped all 12 shots vs. NYI (4/7) to break the franchise record for goaltender wins in a season and match the team record for shutouts in a season with his 39th win and sixth shutout of the year... Completed his second NHL playoff season, playing all 18 games for the Hurricanes... Ranked tied for third in the league in wins (8), eighth in goals-against average (2.67) and sixth in save percentage (.915)... Made 28 saves to earn his third career playoff shutout in a 4-0 win in Game 6 vs. NJ (4/26)... Held Boston scoreless on 36 shots to earn his fourth career playoff shutout in Game 2 at BOS (5/3)... Stopped 34 of 36 shots in a 3-2 overtime victory in Game 7 at BOS (5/14) to improve to 4-0 all-time in NHL Game 7's, becoming just the second goaltender in NHL history to win his first four career Game 7's (Ed Belfour)... **2009-10:** Was 18-23-

5 with a 2.69 goals-against average in 47 games... Set a career high and ranked tied for second among NHL goaltenders with three assists... Missed 29 games due to injury (leg: 11/11-12/7; back: 2/5-3/25)... Was placed on the long-term injured list and missed 13 consecutive games after suffering a laceration of the left upper leg from the skate of Blue Jackets forward Rick Nash (11/7)... Stopped 32 of 34 shots in a 5-2 win at ATL (1/21), pulling even with Arturs Irbe (130) for first in franchise history in victories... Made 27 saves vs. BOS (1/24) to earn his 131st career win, making him the franchise's all-time wins leader... Made a season-high 39 saves on 41 shots vs. CHI (1/30)... Posted a 2.23 goals-against average and a .932 save percentage in 18 games from Dec. 26-Feb. 3... Was 4-2 with a 2.36 goals-against average and .931 save percentage in the season's final six games after missing 18 games with a back injury from 2/5-3/25... **2010-11:** Ranked first in the NHL in saves (2,191), games played (74) and minutes (4,318); tied for third in wins (37) and was ninth in save percentage (.923)... Established a new franchise record for saves in a season, previously held by Sean Burke (1,844 in 1995-96)... Marked just the sixth time since the 2005-06 season, and the ninth time since the start of the 1997-98 season, that an NHL goaltender stopped 2,000 shots in a season... Was selected by the Carolina chapter of the Professional Hockey Writers Association as the team's Most Valuable Player... Was chosen by his teammates as Carolina's nominee for the King Clancy Trophy... The Hurricanes were 9-1-1 when he stopped 40 or more shots... Made 41 saves in regulation and overtime and did not allow a goal in the shootout in the second game of the 2010 NHL Premiere in Helsinki vs. MIN (10/8)... Recorded his first shutout since April 7, 2009, with 37 saves at BOS (11/26)... With wins at ATL (12/16) and vs. ANA (12/18), became the first Hurricanes goalie to have more than 40 saves in consecutive wins since Sean Burke on Jan. 20-Jan. 22, 1997... Played his 300th NHL game vs. MTL (12/23)... Passed Arturs Irbe (309) for first in franchise history in games played on 11/17 at BOS... Stopped 23 of 25 shots in a 4-2 victory at NYI (1/26), passing Arturs Irbe (17,815) for first in franchise history in minutes played by a goaltender... Was selected by teammate Eric Staal as the first pick in the 2011 All-Star Fantasy Draft (1/28)... Started the 2011 NHL All-Star Game in Raleigh for Team Staal, stopping 10 of 14 shots in the first period (1/30)... Earned his third shutout of the season with 40 saves in a 1-0 win at BUF (3/15)... Eclipsed 2,000 saves for the season during a 3-2 shootout win at WSH (3/29)... Earned his fourth shutout of the season with 42 saves vs. DET (4/6)... **2011-12:** Reached the 30-win mark for the fifth time in his career, going 30-23-13 with a 2.74 goals-against average and .915 save percentage... Registered five shutouts... Ranked second among NHL netminders in saves (2,143), surpassing the 2,000-save mark for the second consecutive season... Was tied for fifth among goalies in games played (68) and was fifth in minutes (3,988)... Was tied for 10th in the NHL in shutouts (5)... Became the first goaltender in franchise history to earn a goal when he was credited with an empty net goal vs. NJ (12/26)... He was awarded the goal when Ilya Kovalchuk's errant pass went the length of the ice and into an empty net with 29.4 seconds left... Stopped a season-high 47 shots to earn his third shutout of the season in a 3-0 win at BOS (2/2)... Played in his 400th NHL/Hurricanes game vs. TB (3/3)... Earned his 200th career NHL/Hurricanes win and 20th career shutout with 40 saves vs. STL (3/15)... Faced a season-high 50 shots in a 5-4 loss at DET (3/24)... Stopped all 30 shots he faced at TOR (3/27) to earn his fifth shutout of the season and 21st career shutout, passing Arturs Irbe for most shutouts in franchise history... Missed three games due to injury (lower body: 2/20-2/25).

FRANCHISE CAREER GOALTENDING RANKS

Games Played

1. Cam Ward	431
2. Arturs Irbe	309
3. Sean Burke	281
4. Mike Liut	252
5. Peter Sidorkiewicz	178
6. Kevin Weekes	119
7. Steve Weeks	94
8. Kay Whitmore	75
9. Trevor Kidd	72
10. Martin Gerber	60

Minutes


1. Cam Ward	24,650
2. Arturs Irbe	17,815
3. Sean Burke	15,893
4. Mike Liut	14,705
5. Peter Sidorkiewicz	10,346
6. Kevin Weekes	6,852
7. Steve Weeks	5,286
8. Trevor Kidd	4,043
9. Kay Whitmore	4,039
10. Martin Gerber	3,493


Wins

1. Cam Ward	214
2. Arturs Irbe	130
3. Mike Liut	115
4. Sean Burke	107
5. Peter Sidorkiewicz	71
6. Steve Weeks	42
7. Kevin Weekes	39
8. Martin Gerber	38
9. Trevor Kidd	28
10. Kay Whitmore	23

Shutouts

1. Cam Ward	21
2. Arturs Irbe	20
3. Mike Liut	13
4. Sean Burke	11
Kevin Weekes	11
6. Peter Sidorkiewicz	8
7. Trevor Kidd	5
8. Steve Weeks	4
9. Martin Gerber	3
Kay Whitmore	3





KEVIN WESTGARTH 8



Right Wing • Shoots Right

6'4" • 234 lbs.

2/7/84 • Amherstburg, Ont.

Acquired: 1/13/13, Trade with LA

2012-13 Team: Carolina

Drafted: Undrafted

HIGHLIGHTS

NHL FIRSTS:

Game: 1/20/09; 5-2 LA W at MIN

Point: 11/20/10; 4-3 LA SO W at BOS (assist)

Goal: 11/23/11; 3-2 LA OTL at DAL (Lehtonen)

NHL HIGHS:

Goals: 2 (4/27/13; 8-3 CAR L at PIT)

Assists: 1-6x (Last: 4/25/13; 4-3 CAR OTL vs. NYR)

Points: 2 (4/27/13; 8-3 CAR L at PIT)

Penalty Min: 12-2x (Last: 10/15/11; 3-2 LA OT W at PHI)

Goal Streak: None

Assist Streak: 2 games (4/20/13-4/25/13: 2a)

Point Streak: 3 games (4/20/13-4/27/13: 2g, 2a)

CAREER STATS

YEAR	TEAM	LEAGUE	REGULAR SEASON					PLAYOFFS				
			GP	G	A	TP	PIM	GP	G	A	TP	PIM
2003-04	Princeton Univ.	ECAC	25	3	3	6	48	—	—	—	—	—
2004-05	Princeton Univ.	ECAC	29	4	3	7	36	—	—	—	—	—
2005-06	Princeton Univ.	ECAC	29	10	13	23	36	—	—	—	—	—
2006-07 (a)	Princeton Univ.	ECAC	33	8	16	24	40	—	—	—	—	—
	Manchester	AHL	14	1	2	3	44	—	—	—	—	—
2007-08	Manchester	AHL	69	6	6	12	191	4	0	0	0	6
2008-09	Los Angeles	NHL	9	0	0	0	9	—	—	—	—	—
	Manchester	AHL	65	4	6	10	165	—	—	—	—	—
2009-10	Manchester	AHL	76	11	14	25	180	6	1	0	1	10
2010-11	Los Angeles	NHL	56	0	3	3	105	6	0	2	2	14
2011-12	Los Angeles	NHL	25	1	1	2	39	—	—	—	—	—
2012-13 (b)	Carolina	NHL	31	2	2	4	45	—	—	—	—	—
Hurricanes Totals (1 Season)			31	2	2	4	45	—	—	—	—	—
NHL Totals (4 seasons)			121	3	6	9	198	6	0	2	2	14

(a) March 16, 2007—Signed by the Los Angeles Kings as a free agent.

(b) Jan. 13, 2013—Acquired by the Carolina Hurricanes in exchange for Anthony Stewart, a fourth-round selection in the 2013 Draft and a sixth-round selection in the 2014 Draft.

VS. NHL

CLUB	GP	G	A	PTS	PIM
ANA	7	0	0	0	14
BOS	5	0	1	1	5
BUF	5	0	0	0	7
CGY	3	0	0	0	4
CAR	0	0	0	0	0
CHI	5	0	0	0	12
COL	3	0	0	0	5
CBJ	7	0	0	0	10
DAL	10	1	0	1	4
DET	1	0	0	0	2
EDM	1	0	0	0	0
FLA	5	0	0	0	5
LA	0	0	0	0	0
MIN	4	0	0	0	2
MTL	2	0	0	0	2
NSH	3	0	1	1	4
NJ	2	0	0	0	0
NYI	3	0	0	0	14
NYR	2	0	1	1	2
OTT	4	0	0	0	12
PHI	5	0	1	1	27
PHX	7	0	2	2	15
PIT	4	2	0	2	10
STL	6	0	0	0	7
SJ	6	0	0	0	0
TB	3	0	0	0	0
TOR	5	0	0	0	21
VAN	5	0	0	0	9
WSH	3	0	0	0	5
WPG	5	0	0	0	0

PERSONAL

Kevin and his wife, Meagan, spend their summers in Raleigh and have two dogs, Stella and Huey... Meagan played college basketball at Princeton and is the daughter of N.C. State graduate and former NFL player and coach Bill Cowher... Kevin's brother, Brett, played four AHL seasons before retiring in 2010... Kevin's charity efforts include Hockey Players 4 Kids and the Wounded Warrior Project... He started playing hockey at age 5 and his first youth team was the Amherstburg North Stars... The biggest influence on his career was his father, and his favorite player growing up was Cam Neely... Kevin's favorite television show is Arrested Development, favorite movie is The Big Lebowski and favorite book is Zen and the Art of Motorcycle Maintenance by Robert M. Pirsig... His first job was as a landscape engineer... His favorite vacation spot is his hometown of Amherstburg... Kevin's favorite Triangle restaurant is Angus Barn and favorite food is a corn dog... His

favorite website is cracked.com and favorite video game is NHL '94... His biggest talent outside of hockey is piano and favorite song is Piano Man... Kevin's favorite sport to play is "not basketball" and favorite sport to watch is football... Kevin's Twitter handle is @Kwesty19... His favorite non-hockey athlete is Duke basketball player Ryan Kelly and favorite non-hockey team is the Detroit Lions... The person he would most like to meet is Bill Murray... Kevin's favorite road city is Detroit, favorite road arena is The Bell Centre and favorite team to play against is Philadelphia... His favorite former teammate is Rob Scuderi... He chose No. 8 because he was a Cam Neely fan and it is a number his wife wore... His favorite thing about playing in the NHL is hanging out with "the boys" and his most memorable moment was winning the Stanley Cup in 2012.



2012-13 SEASON


Completed his fourth NHL season and first with the Hurricanes... Totaled two goals, two assists (4 points) and 45 penalty minutes in 31 games played... Led the Hurricanes with seven major penalties, all of which were for fighting... Made his Hurricanes debut vs. TB (1/22)... Played his 100th career NHL game vs. TB (2/23)... Sparred with Frazer McLaren in the first period at TOR (2/4)... Registered a major penalty for fighting with Colton Orr in the first period vs. TOR (2/14)... Had a bout with Eric Selleck in the third period vs. FLA (3/19)... Fought with Frazer McLaren in the first period at TOR (3/28)... Sparred with Deryk Engelland in the first period vs. PIT (4/9)... Took a major for fighting with Shawn Thornton in the

first period vs. BOS (4/13)... Fought Jared Cowen in the second period at OTT (4/16)... Earned first Hurricanes point with an assist on Justin Faulk's second-period goal vs. PHI (4/20)... Earned an assist on Tuomo Ruutu's second-period goal vs. NYR (4/25)... Established career highs for goals and points in a game with his first career multi-goal game at PIT (4/27)... Earned a point in each of his last three games he played (4/20-4/27: 2g, 2a)... Was a healthy extra for 17 games... **Longest assist streak:** 2 games (4/20-4/25: 0g, 2a)... **Longest point streak:** 3 games (4/20-4/27: 2g, 2a)... **Multi-goal games:** 1 (4/27 at PIT: 2g, 0a)... **Multi-point games:** 1 (4/27 at PIT: 2g, 0a).

CAREER

Is in his fifth NHL season and second with the Hurricanes... Acquired on 1/13/13 in exchange for Anthony Stewart and two draft picks... Originally signed with the Kings as an undrafted free agent on 3/16/07 after a four-year career at Princeton University... Has totaled 50 points (22g, 28a) and 580 penalty minutes in 224 career American Hockey League (AHL) games... **2003-04:** Totaled six points (3g, 3a) and 48 penalty minutes in 25 games during his freshman season at Princeton... The 48 penalty minutes were his collegiate career high and he led the Tigers with 42 penalty minutes in conference play... **2004-05:** Scored four goals and added three assists (7 points) in 29 games with Princeton... Was fourth on the team in penalty minutes (36)... **2005-06:** Totaled 23 points (10g, 13a) and 36 penalty minutes in 29 games with Princeton... Established his career high in goals (10)... Ranked second among Tigers in points, tied for third in goals and third in power-play goals (5)... Was tied for second on the team with nine goals during conference play... **2006-07:** Completed his senior year at Princeton, recording 24 points (8g, 16a) and 40 penalty minutes... Ranked third on the team in points and assists, each of which were collegiate career highs... Ranked tied for second among Tigers in power-play goals (5)... Was tied for second on the club with 18 points (6g, 12a) during conference play... Played with his older brother Brett (defenseman) for the third season (Kevin and Brett were teammates in 2006-07, 2005-06 and 2003-04)... Signed with Los Angeles on 3/16 and completed the season with Manchester (AHL)... Made his professional debut with Manchester at Providence (3/18) and appeared in 14 games with the Monarchs, totaling three points (1g, 2a) and 44 penalty minutes... Made his Calder Cup Playoff debut, skating in four postseason contests without registering a point... **2007-08:** Completed his first full professional season, totaling 12 points (6g, 6a) in 69 games with Manchester... Ranked second among Manchester skaters and second among AHL rookies in penalty minutes (191)... Led AHL rookies and was tied for fourth overall in the AHL with 25 major penalties...

2008-09: Saw his first NHL action with Los Angeles, skating in nine games and totaling nine penalty minutes... Also appeared in 65 AHL games with Manchester, earning 10 points (4g, 10a) and totaling 165 penalty minutes... Led Manchester and ranked tied for 24th in the AHL in penalty minutes... Recorded 21 penalty minutes vs. Worcester (11/1)... Made his NHL debut at MIN (1/20)... Registered his first NHL penalty when he sparred with Darcy Hordichuk vs. VAN (3/9)... **2009-10:** Spent the entire season with Manchester (AHL), earning AHL career highs in games played (76), goals (11), assists (14) and points (25)... Was one of seven AHL players to have 25-or-more points and 150-plus penalty minutes... Led the Monarchs and ranked 19th in the AHL in penalty minutes (180)... Had consecutive two-goal games vs. Hartford (12/4) and vs. Worcester (12/5)... Was (+4) vs. Worcester (12/5)... Earned two assists and was (+3) at Albany (10/3)... Helped Manchester advance to the AHL's Eastern Conference Finals, scoring one goal in six postseason games... **2010-11:** Established NHL career highs in games played (56), assists (3) and penalty minutes (105)... Ranked second among Kings in penalty minutes... Had 12 penalty minutes including two fighting majors vs. NYI (11/13)... Earned his first NHL point in his 25th career game with an assist at BOS (11/20)... Also earned assists at NSH (12/18) and at PHX (12/29)... Made his Stanley Cup Playoff debut, registering two assists in six playoff games for the Kings... Was tied for second on the team in penalty minutes (14) in the postseason... **2011-12:** Skated in 25 games, totaling two points (1g, 1a) and 39 penalty minutes for Los Angeles... Was a healthy extra for 57 regular-season games and all of the Kings' playoff games as Los Angeles won the Stanley Cup... Made his season debut vs. BUF (10/8)... Had 12 penalty minutes at PHI (10/15)... Earned an assist at PHX (10/20)... Beat Kari Lehtonen for his first NHL goal in his 73rd career game, at DAL (11/23)... Skated a season-high 9:16 of ice time vs. CBJ (2/1)... Made his final appearance of the season and sparred with Paul Bissonnette vs. PHX (2/16).



BRETT BELLEMORE 73



Defenseman • Shoots Right

6'4" • 225 lbs.

6/25/88 • Windsor, Ont.

Acquired: 2007 NHL Entry Draft

2012-13 Teams: Carolina (NHL), Charlotte (AHL)

Drafted: Carolina 2007 (5-162-6)

HIGHLIGHTS

NHL FIRSTS:

Game: 3/21/13; 4-1 L vs. NJ

Point: 4/1/13; 4-1 L at MTL (assist)

Goal: None

NHL HIGHS:

Goals: None

Assists: 1-2x (4/8/13; 6-2 L at BOS)

Points: 1-2x (4/8/13; 6-2 L at BOS)

Penalty Min: 5 (3/26/13; 4-1 L vs. WPG)

NHL STREAKS:

Goal Streak: None

Assist Streak: None

Point Streak: None

CAREER STATS

YEAR	TEAM	LEAGUE	REGULAR SEASON					PLAYOFFS				
			GP	G	A	TP	PIM	GP	G	A	TP	PIM
2005-06	Plymouth	OHL	46	0	0	0	16	10	0	0	0	0
2006-07 (a)	Plymouth	OHL	50	0	12	12	50	20	0	5	5	28
2007-08 (b)	Plymouth	OHL	56	6	18	24	70	4	0	2	2	8
	Albany	AHL	4	0	0	0	6	5	0	0	0	6
2008-09	Plymouth	OHL	29	2	10	12	39	11	1	2	3	16
	Albany	AHL	6	0	0	0	4	—	—	—	—	—
2009-10	Albany	AHL	75	1	6	7	81	8	0	1	1	2
2010-11	Charlotte	AHL	71	2	8	10	74	16	1	1	2	12
2011-12	Charlotte	AHL	76	1	9	10	60	—	—	—	—	—
2012-13	Charlotte	AHL	68	2	11	13	87	5	0	1	1	6
	Carolina	NHL	8	0	2	2	7	—	—	—	—	—
Hurricanes/NHL Totals (1 Season)			8	0	2	2	7	—	—	—	—	—

(a) June 23, 2007—Selected by the Carolina Hurricanes in the 2007 NHL Entry Draft. Fifth Hurricanes pick, 162nd overall, sixth round.

(b) May 15, 2008—Signed a three-year, entry-level contract with the Carolina Hurricanes.

2012-13 SEASON

Appeared in his first NHL season with the Hurricanes, registering two assists and seven penalty minutes in eight games played... Played 68 AHL games for Charlotte, setting AHL career highs in assists (11), points (13), penalty minutes (87) and plus/minus (+11)... Ranked tied for third on the team and tied for first among team defensemen in plus/minus... Was second among Checkers in penalty minutes... Earned his first NHL recall on 3/20... Made his NHL debut vs. NJ (3/21), skating 12:25 of ice time...

Sparred with Patrice Cormier in his first NHL fight vs. WPG (3/26)... Earned his first NHL point with an assist on Jordan Staal's first-period goal at MTL (4/1)... Reassigned to Charlotte on 4/3, but recalled again on 4/5 without appearing in a game for the Checkers... Earned an assist and skated a career high 18:02 of ice time at BOS (4/8)... Reassigned to Charlotte on 4/9 for the balance of the season... Earned one assist in five Calder Cup playoff games for Charlotte.

CAREER

Is in his second NHL season with Carolina... Selected by the Hurricanes in the sixth round (162nd overall) of the 2007 NHL Entry Draft... Signed a one-year contract extension with Carolina on 6/23/13... Has totaled six goals, 34 assists (40 points) and 312 penalty minutes in 300 career American Hockey League (AHL) games with Albany and Charlotte entering 2013-14, and was Charlotte's all-time leader in games played by a defenseman (215)... Completed his Ontario Hockey League (OHL) career with 48 points (8g, 40a) and 175 penalty minutes in 181 career games with Plymouth... **2005-06:** Made his OHL debut in 2005 in Plymouth's season opener at Saginaw (9/21) and appeared in 46 games during his rookie OHL season... Skated in 10 OHL playoff games as Plymouth beat Windsor in seven games before falling to Guelph in the second round... **2006-07:** Ranked first among all Canadian Hockey League and Ontario Hockey League skaters with a (+48) plus/minus rating... Was named Plymouth's Most Improved Player... Had six assists in 25 playoff and Memorial Cup games for the Whalers as Plymouth captured the 2007 OHL Championship before falling to Vancouver in the Memorial Cup final... **2007-08:** Established OHL career highs in goals (6), assists (18), points (24) and penalty minutes (70), appearing in 56 games for Plymouth... Missed the first 12 games of the season due to offseason shoulder surgery... Earned two assists in four playoff games as Plymouth was swept by Kitchener in the opening round... Joined Albany at the conclusion of his junior season and made his professional debut with the River Rats at Wilkes-Barre/Scranton (3/31/08)... **2008-09:** Began the season with Albany, playing in six games before being reassigned to Plymouth (OHL) on 1/5... Had missed

most of the AHL season with a back injury... Skated in 29 regular-season OHL games after joining Plymouth, totaling 12 points (2g, 10a)... Was named the OHL Western Conference's Best Defensive Defenseman in a coaches' poll... Earned first star honors with a goal and an assist at Ottawa (1/11)... Scored his first career shorthanded goal, the game-winner, vs. Windsor (4/2)... Totaled three points (1g, 2a) and 16 penalty minutes in 11 OHL playoff games as Plymouth beat Sarnia before falling to Windsor in the second round... **2009-10:** Completed his first full professional season, totaling seven points (1g, 6a) and 81 penalty minutes in 75 games... Scored his first point of the season with an assist vs. Adirondack (10/17)... Scored his first career professional goal, an empty-net tally from behind his own goal line, for the eventual game winner at Rochester (1/29)... Missed two games due to injury... Made his 2010 playoff debut in Game 1 vs. Wilkes-Barre/Scranton (4/14)... Played in all eight of Albany's Calder Cup playoff Games, recording one assist and two penalty minutes... **2010-11:** Earned then-AHL career highs in goals (2), assists (8) and points (10), skating in 71 games for Charlotte... Had his only multi-point game of the season vs. Manchester (1/14)... Scored the game-winning goal vs. Albany (2/13)... Missed nine games due to injury... Played all 16 of Charlotte's playoff games, earning two points (1g, 1a), as the Checkers advanced to the Eastern Conference Final before falling to Binghamton... **2011-12:** Totaled 10 points (1g, 9a) and was one of two Checkers players to play all 76 games... Scored his only goal of the season vs. Oklahoma City (12/18)... Recorded a career-best two assists at Chicago (12/31), marking his second career multi-point game.



NICOLAS BLANCHARD 72



Left Wing • Shoots Left
6'3" • 205 lbs.
5/31/87 • Granby, Que.

Acquired: 2005 NHL Entry Draft
2012-13 Teams: Charlotte (AHL), Carolina (NHL)
Drafted: Carolina 2005 (8-192-6)

HIGHLIGHTS

NHL FIRSTS:

Game: 4/11/13; 3-1 L at WSH
Point: None
Goal: None

NHL HIGHS:

Goals: None
Assists: None
Points: None
Penalty Min: 5-4x (Last: 4/21/13; 3-2 W at TB)

NHL STREAKS:

Goal Streak: None
Assist Streak: None
Point Streak: None

CAREER STATS

YEAR	TEAM	LEAGUE	REGULAR SEASON					PLAYOFFS				
			GP	G	A	TP	PIM	GP	G	A	TP	PIM
2003-04	Antoine-Girouard	QAAA	42	24	28	52	28	13	9	6	15	4
2004-05 (a)	Chicoutimi	QMJHL	69	13	26	39	31	17	2	2	4	10
2005-06	Chicoutimi	QMJHL	60	15	29	44	51	9	1	2	3	4
2006-07 (b)	Chicoutimi	QMJHL	62	22	35	57	41	4	0	2	2	8
	Albany	AHL	7	1	2	3	2	5	0	0	0	2
2007-08	Albany	AHL	64	11	12	23	70	7	0	2	2	2
2008-09	Albany	AHL	55	7	12	19	132	—	—	—	—	—
2009-10	Albany	AHL	76	14	8	22	171	8	0	0	0	13
2010-11	Charlotte	AHL	72	8	10	18	101	16	2	3	5	16
2011-12	Charlotte	AHL	68	9	12	21	103	—	—	—	—	—
2012-13	Charlotte	AHL	61	4	5	9	124	3	0	1	1	7
	Carolina	NHL	9	0	0	0	20	—	—	—	—	—
Hurricanes/NHL Totals (1 Season)			9	0	0	0	20	—	—	—	—	—

(a) July 30, 2005—Selected by the Carolina Hurricanes in the 2005 NHL Entry Draft. Eighth Hurricanes pick, 192nd overall, sixth round.

(b) April 3, 2007—Signed a three-year, entry-level contract with the Carolina Hurricanes.

2012-13 SEASON

Appeared in his first NHL season with the Hurricanes, totaling 20 penalty minutes in nine games played... His four fighting majors ranked tied for second on the team... Earned nine points (4g, 5a) and led Charlotte with 124 penalty minutes in 61 games on the American Hockey League (AHL) level... Led the Checkers in penalty minutes, marking his fifth consecutive season with more than 100 penalty minutes... Was also his fifth season as an alternate captain for Charlotte... Missed nine AHL games due to

injury (1/4-1/23)... Recalled from Charlotte on 4/10 and made his NHL debut at WSH (4/11), sparring with Matt Hendricks in his first NHL fight... Dropped the gloves in each of his first three NHL games, also battling Gregory Campbell vs. BOS (4/13) and Zack Smith at OTT (4/16)... Spared with B.J. Crombeen in the second period at TB (4/21)... Returned to Charlotte at the end of the NHL season, and earned one point (0g, 1a) in three Calder Cup playoff games as the Checkers fell to Oklahoma City in the first round.

CAREER

Is in his second NHL season with Carolina and his seventh full professional season... Signed a two-year, two-way contract with Carolina on 5/21/12... Had 115 points (54g, 61a) and 703 penalty minutes in 403 career regular-season American Hockey League (AHL) games heading into 2013-14... Scored 50 goals and earned 90 assists (140 points) in 191 regular-season games over three seasons with Chicoutimi of the Quebec Major Junior Hockey League (QMJHL) from 2004-2007... **2004-05:** Totaled 39 points (13g, 26a) in 69 games during his rookie season in the QMJHL with Chicoutimi... Earned four points (2g, 2a) in 17 QMJHL playoff games as Chicoutimi advanced to the QMJHL semifinals before falling to Sidney Crosby and Rimouski... **2005-06:** Netted 15 goals and had 29 assists (44 points) in 60 games for Chicoutimi... Earned three points (1g, 2a) in nine playoff games as Chicoutimi reached the second round... **2006-07:** Posted 22 goals and 35 assists (57 points) in 62 games during his final junior season with Chicoutimi... Joined Albany (AHL) at the conclusion of his junior season and made his professional debut on 4/4... Notched his first AHL goal with the River Rats on 4/11... Made his professional playoff debut, skating in all five of Albany's playoff games vs. Hershey... **2007-08:** Completed his first full professional season with Albany (AHL) in 2007-08, notching 23 points (11g, 12a) in 64 games... Ranked tied for sixth on the team in goals (11)... Earned two assists in seven Calder Cup playoff games as Albany fell in seven games to Philadelphia... **2008-09:** Totaled 19 points (7g, 12a) in 55 games for the River Rats before having his season cut short when he suffered an injury in Albany's bus crash on 2/19... Ranked tied for third on the team in penalty minutes (132)... Scored his first goal of the season, Albany's first five-on-five goal of the year, vs. Binghamton (10/22)... Posted two assists vs. Syracuse (11/21)... Earned two helpers vs. Norfolk (12/5)... Played his 100th career AHL game at Norfolk (12/19)... Recorded his 100th penalty minute of the season vs. Rochester (1/24)... Scored his seventh goal of the season and recorded his 200th penalty minute of his career at

Lowell (2/18)... **2009-10:** Scored 22 points, including a career-high 14 goals and 171 penalty minutes in 76 games for Albany... Scored his first goal of the season vs. Lowell (11/6)... Had a three-game assist streak from 12/19 at Syracuse to 12/26 vs. Wilkes-Barre/Scranton... Received a five-minute major and a game misconduct for elbowing forward Patrick Maroon early in the first period vs. Adirondack (12/30)... Received a three-game suspension from the league... Had a three-game goal streak from 1/30 at Hershey 2/5 at Binghamton... Scored his career-high 12th goal of the season vs. Portland (2/19)... Played in his 200th career AHL game vs. Adirondack (4/3)... Skated in all eight of Albany's Calder Cup playoff games, compiling 13 penalty minutes... **2010-11:** Earned 18 points (8g, 10a) in 72 games for Charlotte (AHL), serving as an alternate captain for the Checkers... Ranked third on the team with 101 penalty minutes... Charlotte was 7-0-0-1 when he scored a goal in the regular season and 2-0 when he found the net in the playoffs... Earned three assists vs. Manchester (1/14)... Netted game-winning goals at Norfolk (1/11) and at Hershey (2/20)... Had 10 points (2g, 8a) in 10 January games... Took Charlotte's first-ever penalty shot at home vs. Albany (2/13)... Reached the 100-penalty minute mark for the third consecutive season vs. Norfolk (4/4)... Earned five points (2g, 3a) and 16 penalty minutes in 16 Calder Cup Playoff games for the Checkers... Netted the series-clinching goal in overtime at Hershey (4/24)... **2011-12:** Matched his career high in assists (12) and fell two points short of his career high in points (21)... Ranked second on the team with 103 penalty minutes... Scored his first goal of the season vs. Peoria (10/15)... Scored on his first career shootout attempt in the 11th round vs. Hershey (1/11)... Found the back of the net at Abbotsford (1/20), giving him a four-game point streak (1g, 3a), his longest since his rookie season... Tied the game with 1:37 remaining in regulation to force overtime at Lake Erie (3/3)... Notched the game-winner vs. Chicago (3/11).



DRAYSON BOWMAN 21



Left Wing • Shoots Left
6'1" • 195 lbs.
3/8/89 • Grand Rapids, MI

Acquired: 2007 NHL Entry Draft
2012-13 Teams: Carolina (NHL), Charlotte (AHL)
Drafted: Carolina 2007 (2-72-3)

HIGHLIGHTS

NHL FIRSTS:

Game: 1/16/10; 5-3 L vs. ATL
Point: 4/6/10; 8-5 W at TB (goal)
Goal: 4/6/10; 8-5 W at TB (Niittymäki)

NHL HIGHS:

Goals: 2-3x (Last: 3/17/12; 5-3 W at MIN)
Assists: 1-10x (Last: 3/12/13; 4-0 W at WSH)
Points: 3 (3/17/12; 5-3 W at MIN)
Penalty Min: 5 (3/12/13; 4-0 W at WSH)

NHL STREAKS:

Goal Streak: None
Assist Streak: 3 games (12/29/11-1/3/12: 3a)
Point Streak: 3 games (12/29/11-1/3/12: 0g, 3a)

CAREER STATS

YEAR	TEAM	LEAGUE	REGULAR SEASON					PLAYOFFS				
			GP	G	A	TP	PIM	GP	G	A	TP	PIM
2004-05	Kimberly	KIJHL	47	29	30	59	108	—	—	—	—	—
	Spokane	WHL	4	0	0	0	0	—	—	—	—	—
2005-06	Spokane	WHL	72	17	17	34	51	—	—	—	—	—
2006-07 (a)	Spokane	WHL	61	24	19	43	55	6	2	5	7	4
2007-08 (b)	Spokane	WHL	66	42	40	82	62	21	11	9	20	8
2008-09	Spokane	WHL	62	47	36	83	107	12	8	5	13	8
2009-10	Carolina	NHL	9	2	0	2	4	—	—	—	—	—
	Albany	AHL	56	17	15	32	29	8	3	6	9	12
2010-11	Carolina	NHL	23	0	1	1	12	—	—	—	—	—
	Charlotte	AHL	51	12	18	30	53	15	2	6	8	6
2011-12	Carolina	NHL	37	6	7	13	4	—	—	—	—	—
	Charlotte	AHL	42	13	13	26	45	—	—	—	—	—
2012-13	Carolina	NHL	37	3	2	5	17	—	—	—	—	—
	Charlotte	AHL	37	14	8	22	21	—	—	—	—	—
Hurricanes/NHL Totals (4 Seasons)			106	11	10	21	37	—	—	—	—	—

(a) June 23, 2007—Selected by Carolina Hurricanes in the 2007 NHL Entry Draft. Second Hurricanes pick, 72nd overall, third round.

(b) July 30, 2008—Signed a three-year, entry-level contract with the Carolina Hurricanes.

2012-13 SEASON


Completed his fourth NHL season with Carolina, totaling five points (3g, 2a) in 37 games... Played for the Charlotte Checkers (AHL) during the NHL work stoppage, and ranked second on the team in goals (14) and sixth in points (22) in 37 AHL games prior to his recall... Scored goals in eight consecutive games for Charlotte from 10/19-11/4, including a two-goal effort at Rockford (10/20)... Had three multi-point games on the AHL level... Made his NHL season

debut at FLA (1/19)... Earned his first NHL point of season with an assist at OTT (2/7)... Scored his first NHL goal of season vs. TB (2/23)... Had his first NHL fight, sparring with Steve Olesky, during the third period at WSH (3/12)... Played his 100th NHL/Hurricanes game at WPG (3/30)... Suffered a lower-body injury vs. PIT (4/9) and missed the remainder of the season (9 games)... Was a healthy extra for two games (2/26, 3/26).

CAREER

Is in his fifth NHL season with the Hurricanes... Signed a two-year contract with the Hurricanes on 7/23/12... Was born in Michigan but raised in Littleton, CO... Had notched 56 goals and 54 assists (110 points) in 186 career AHL games entering 2013-14... Concluded his junior hockey career with 130 goals, 112 assists (242 points) and 275 penalty minutes in 265 games in the Western Hockey League (WHL)... Averaged more than a point per game in 39 career WHL playoff games, tallying 21 goals and 19 assists, and won the 2008 Memorial Cup Championship with Spokane... Finished his Spokane career ranked sixth in franchise history in goals (130) and 11th all-time in points (242)... **2005-06:** Was Spokane's Rookie of the Year as a 16-year-old in 2005-06, notching 17 goals and 34 points in 72 games... Became the first 16-year-old to notch double-digit goals for Spokane since 1998... **2006-07:** Totaled 24 goals and 19 assists (43 points) in 61 regular-season games with Spokane... Ranked fourth among Chiefs skaters in goals and sixth in total scoring in his second full season of major junior hockey... Played in the CHL's Top Prospects Game in January 2007... Saw his first postseason action for Spokane, scoring two goals and earning five assists (7 points) in six playoff games... **2007-08:** Led Spokane and ranked tied for 10th in the WHL in scoring during the regular season with 42 goals and 40 assists (82 points) in 66 games... Was the first Spokane skater since 1998 to net 40 goals... Scored nine game-winning goals and was second in the WHL with 17 power-play goals... Ranked eighth in the league in plus/minus (+32)... Was named the WHL's Player of the Month in November after scoring 13 goals and earning 11 assists (24 points) and being named the Canadian Hockey League's Player of the Week in back-to-back weeks during the month... Had a career- and team-high 11-game point streak from 10/28-11/24 (14g, 11a)... Was tied for third among all WHL skaters in scoring during the playoffs with 20 points, and second only to fellow Hurricanes prospect Zach Boychuk in playoff goals with 11, leading Spokane to the WHL Championship... Was the leading goal scorer during the 2008 Memorial Cup, with six goals in four games... Had a hat trick and an assist in Spokane's Memorial Cup opener against Belleville, a 5-4 overtime win... Notched the game-winning goal in Spokane's 4-1 victory in the Memorial Cup championship

game against Kitchener, and was named to the tournament's All-Star Team... **2008-09:** Led Spokane (WHL) in scoring for the second consecutive season, totaling 83 points (47g, 36a) in 62 games... Ranked fourth in the WHL in goals (47) and 14th in the league in points (83)... Became the first Chief since 1994 to score 40 goals in back-to-back seasons... Was twice named the WHL's Player of the Week (2/2 and 3/16)... Netted a career-high four goals in a 5-2 win vs. Kamloops (2/25), his third hat trick of the season and sixth of his junior career... Had 32 goals and 49 points in the final 30 games of the regular season... Had 21 multi-point games, including two five-point nights and four four-point games... Led the Chiefs in postseason scoring with eight goals and 13 points in 12 playoff games... **2009-10:** Completed his first professional season, splitting the year between Albany (AHL) and Carolina (NHL)... Skated in nine games with Carolina, scoring two goals... Was tied for fourth among River Rats with 17 goals in 56 AHL games... Scored his first professional goal (and point) in Albany's season opener vs. Manchester (10/3)... Made his NHL debut vs. ATL (1/16)... Beat Antero Niittymäki for his first NHL goal and point, and added a second goal for his first career multi-point game, at TB (4/6)... Led Albany in playoff assists (6) and was tied for the team lead in scoring (9 points), playing in all eight of the River Rats' Calder Cup Playoff contests... **2010-11:** Skated in 23 NHL games with Carolina, notching one assist... Had 30 points (12g, 18a) in 51 AHL regular-season games with Charlotte... Made his season debut in the Hurricanes' opening game against MIN (10/7) in the first game of the 2010 NHL Premiere in Helsinki... Earned his first career NHL assist vs. MTL (3/30)... Earned eight points (2g, 6a), skating in 15 of Charlotte's 16 Calder Cup Playoff games as the Checkers advanced to the Eastern Conference Final... Was tied for third on the team in assists (6) and tied for fifth among Checkers in points (8)... **2011-12:** Established NHL career highs in games played (37), goals (6), assists (7) and points (13), in four stints with the Hurricanes... Skated in 42 AHL games with the Checkers, totaling 26 points (13g, 13a)... Scored two goals, his second career NHL two-goal game vs. VAN (12/15)... Scored two goals and added an assist for his first career three-point game at MIN (3/17)... Missed three NHL games due to illness.



ZACH BOYCHUK 32



Center/Wing • Shoots Left
5'10" • 185 lbs.
10/4/89 • Airdrie, Alb.

Acquired: 3/21/13, On waivers from NSH
2012-13 Teams: Carolina, Pittsburgh, Nashville (NHL),
Charlotte (AHL)
Drafted: Carolina 2008 (1-14-1)

HIGHLIGHTS

NHL FIRSTS:

Game: 10/17/08; 4-3 L at LA
Point: 11/7/09; 3-2 L at CBJ (assist)
Goal: 2/13/10; 5-2 W vs. NJ (Brodeur)

NHL HIGHS:

Goals: 2 (12/29/10; 4-0 W at OTT)
Assists: 2 (3/4/10; 4-1 W vs. OTT)
Points: 2-2x (Last: 12/29/10; 4-0 W at OTT)
Penalty Min: 2-6x (Last: 3/19/13; 4-3 NSH L vs. CBJ)

NHL STREAKS:

Goal Streak: None
Assist Streak: 2 games-2x (last: 11/8/11-11/11/11: 2a)
Point Streak: 4 games (2/5/10-3/4/10: 1g, 4a)

CAREER STATS

YEAR	TEAM	LEAGUE	REGULAR SEASON					PLAYOFFS				
			GP	G	A	TP	PIM	GP	G	A	TP	PIM
2005-06	Lethbridge	WHL	64	18	33	51	30	6	0	5	5	2
2006-07	Lethbridge	WHL	69	31	60	91	52	—	—	—	—	—
2007-08 (a)	Lethbridge	WHL	61	33	39	72	80	18	13	8	21	6
2008-09 (b)	Carolina	NHL	2	0	0	0	0	—	—	—	—	—
	Lethbridge	WHL	43	28	29	57	22	11	7	6	13	12
2009-10	Albany	AHL	2	0	1	1	2	—	—	—	—	—
	Albany	AHL	52	15	21	36	24	8	2	3	5	4
2010-11	Carolina	NHL	31	3	6	9	2	—	—	—	—	—
	Charlotte	AHL	60	22	43	65	48	16	3	6	9	14
2011-12	Carolina	NHL	23	4	3	7	4	—	—	—	—	—
	Charlotte	AHL	64	21	23	44	46	—	—	—	—	—
2012-13 (c,d,e)	Carolina	NHL	1	0	0	0	0	—	—	—	—	—
	Pittsburgh	NHL	7	0	0	0	2	—	—	—	—	—
	Nashville	NHL	5	1	1	2	4	—	—	—	—	—
Charlotte			49	23	20	43	16	5	3	3	6	4
Hurricanes Totals (5 Seasons)			73	7	11	18	6	—	—	—	—	—
NHL Totals (5 Seasons)			85	8	12	20	12	—	—	—	—	—

(a) June 20, 2008—Selected by the Carolina Hurricanes in the 2008 NHL Entry Draft. First Hurricanes pick, 14th overall, first round.
(b) Oct. 4, 2008—Signed by the Carolina Hurricanes to a three-year, entry level contract.

(c) Jan. 31, 2013—Acquired by the Pittsburgh Penguins on waivers.
(d) March 5, 2013—Acquired by the Nashville Predators on waivers.
(e) March 21, 2013—Acquired by the Carolina Hurricanes on waivers.

2012-13 SEASON

Split the year between Carolina, Pittsburgh and Nashville on the NHL level and Charlotte in the AHL... Totaled two points (1g, 1a) in 13 NHL games... Ranked second among Charlotte skaters in goals (23) and third in points (43)... Began the season with Charlotte, playing 37 games prior to being recalled... Made his NHL season debut for Carolina at FLA (1/19)... Was a healthy extra for four NHL games prior to being claimed on waivers by Pittsburgh on 1/31...

Skated in seven games for the Penguins without earning a point... Claimed on waivers by Nashville on 3/5... Scored a goal in his Predators debut vs. EDM (3/8)... Claimed on waivers by Carolina on 3/21 and reassigned to Charlotte on 3/23... Had points in six of Charlotte's final seven regular-season games... Led Checkers skaters in playoff goals (3) and points (6), appearing in all five of the team's Calder Cup playoff games.

CAREER

Is in his sixth NHL season... Signed a one-year contract with Carolina on 8/20/13... Has totaled eight goals and 12 assists in 85 career NHL games with Carolina, Pittsburgh and Nashville... Has 81 goals and 108 assists (189 points) in 227 career AHL regular-season games... Earned 271 points (110g, 161a) in 237 career regular-season Western Hockey League (WHL) games with the Lethbridge Hurricanes, good for seventh on Lethbridge's all-time point list... Was ranked eighth among North American skaters by NHL Central Scouting heading into the 2008 NHL Entry Draft... Has represented Canada in a number of international competitions, debuting at the 2006 Under-18 Junior World Cup, when Canada won gold... Represented Canada at the 2007 Under-18 World Junior Championship and the eight-game Canada-Russia Super Series in 2007... Captured gold with Canada at the 2008 and 2009 World Junior Championships, serving as the team's alternate captain at the 2009 World Juniors... Was the youngest player on Team WHL at the 2006 ADT Canada-Russia Challenge, and played for Team WHL again at that event in 2007 and 2008... **2005-06:** Won the Carl Trentini Memorial Award as Lethbridge's Rookie of the Year after totaling 51 points (18g, 33a) in 64 games as a 16-year-old... **2006-07:** Ranked tied for second in the WHL in scoring with 91 points (31g, 60a) in 69 games as a 17-year-old for Lethbridge... Was named Lethbridge's team MVP and Most Popular Player as voted by the fans... **2007-08:** Ranked second among Lethbridge skaters in scoring with 72 points (33g, 39a), despite playing in just 61 of 72 games... Led the team with a plus-26 plus/minus rating... Ranked 15th in the WHL in goals with 33... Played in the 2008 Home Hardware CHL/NHL Top Prospects Game, netting two goals and earning Team White Player of the Game honors... Also placed second at that event's fastest skater competition... Led all WHL skaters in 2008 with 13 playoff goals as Lethbridge won three postseason series and the WHL's Eastern Conference title before falling to the Spokane Chiefs in the WHL final... **2008-09:** Began the season in the

NHL with the Hurricanes, playing two games before returning to his juniors... Made his NHL debut at LA (10/17), becoming the first Hurricanes player since Eric Staal in 2003 to make his NHL debut in his draft year... Had 57 points (28g, 29a) in 43 regular-season games with Lethbridge, and led the team with 13 points (7g, 6a) in 11 playoff contests... Shared the Harry Ingarfield Memorial Award as Lethbridge's team MVP and won the team's plus/minus award... Joined Albany at the end of his WHL season, earning one assist in two games... Made his AHL debut and earned his first pro point with an assist at Wilkes-Barre/Scranton (4/10)... **2009-10:** Set NHL highs in games played (31), assists (6) and points (9)... Had 36 points (15g, 21a) in 52 AHL games with Albany... Scored his first pro goal and had two assists for Albany vs. Portland (10/9)... Earned his first NHL point with an assist at CBJ (11/7)... Beat Martin Brodeur with a backhanded shot for his first NHL goal vs. NJ (2/13)... Earned two assists vs. OTT (3/4) for his first NHL multi-point game... Skated in all eight of Albany's Calder Cup Playoff games, earning five points (2g, 3a)... Scored his first playoff points with a pair of assists at Wilkes-Barre/Scranton (4/18)... **2010-11:** Established a NHL career high in goals (4) and added three assists (7 points) in 23 games with Carolina... Led Charlotte in assists (43) and points (65) in 60 AHL games... Ranked 13th in the AHL in points (65) and 17th in assists (43)... Had a four-assist AHL game for Charlotte vs. Hershey (12/12)... Made his NHL season debut vs. ANA (12/18)... Earned his first career NHL multi-goal effort with a pair of tallies – including the game-winner – at OTT (12/29)... Had his first pro hat trick with three goals for Charlotte at Wilkes-Barre/Scranton (1/23)... Was named the AHL's Player of the Week for 3/21-3/27, with five goals and five assists (10 points) in four games... Played in all 16 of Charlotte's Calder Cup Playoff games, totaling nine points (3g, 6a)... **2011-12:** Skated in 16 games during two recalls to Carolina, totaling two assists... Had 44 points (21g, 23a) in 64 AHL games with Charlotte, leading the Checkers in goals.



MATT CORRENTE 38



Defenseman • Shoots Right
6'0" • 205 lbs.
3/17/88 • Mississauga, Ont.

Acquired: 7/10/13, Signed as a free agent
2012-13 Team: Albany (AHL)
Drafted: New Jersey 2006 (1-30-1)

HIGHLIGHTS

NHL FIRSTS:

Game: 11/21/09; 5-3 NJ L at DAL
Point: 10/15/10; 3-2 NJ L vs. COL (assist)
Goal: None

NHL HIGHS:

Goals: None
Assists: 2 (1/1/11; 6-3 NJ L at CAR)
Points: 2 (1/1/11; 6-3 NJ L at CAR)
Penalty Min: 29 (10/27/10; 5-2 NJ L at SJ)

NHL STREAKS:

Goal Streak: None
Assist Streak: 2 games (10/24/10-10/27/10: 2a)
Point Streak: 2 games (10/24/10-10/27/10: 0g, 2a)

CAREER STATS

YEAR	TEAM	LEAGUE	REGULAR SEASON					PLAYOFFS				
			GP	G	A	TP	PIM	GP	G	A	TP	PIM
2004-05	Saginaw	OHL	62	6	9	15	89	—	—	—	—	—
2005-06 (a)	Saginaw	OHL	61	6	24	30	172	4	1	1	2	8
2006-07	Saginaw	OHL	29	2	13	15	67	—	—	—	—	—
	Mississauga	OHL	14	1	10	11	27	5	0	1	1	8
2007-08	Niagara	OHL	21	2	13	15	64	10	0	5	5	33
2008-09	Lowell	AHL	67	6	12	18	161	—	—	—	—	—
2009-10	New Jersey	NHL	12	0	0	0	24	2	0	0	0	2
2010-11	Lowell	AHL	43	5	15	20	74	—	—	—	—	—
	New Jersey	NHL	22	0	6	6	44	—	—	—	—	—
2011-12	Albany	AHL	3	0	1	1	10	—	—	—	—	—
	Albany	AHL	39	2	6	8	73	—	—	—	—	—
2012-13 (b)	Albany	AHL	11	0	2	2	32	—	—	—	—	—
NHL Totals (2 Seasons)			34	0	6	6	68	2	0	0	0	2

(a) June 24, 2006—Selected by the New Jersey Devils in the 2006 NHL Entry Draft. First Devils pick, 30th overall, first round.

(b) July 10, 2013—Signed as a free agent by the Carolina Hurricanes.

2012-13 SEASON


Appeared in 11 games with Albany of the American Hockey League (AHL), earning two assists and totaling 32 penalty minutes... Missed the majority of the season due to a shoulder injury... Made his season debut vs. Syracuse (10/19)... Had 17 penalty

minutes at Adirondack (11/3)... Earned his first point of the season with an assist vs. Adirondack (11/10)... Had an assist vs. Wilkes-Barre/Scranton (11/25)... Spurred with Micheal Haley at Connecticut (12/9) in his final game played of the season.

CAREER

Is in his third NHL season and first with the Hurricanes... Signed a one-year, two-way contract with Carolina on 7/10/13... Was New Jersey's first-round selection (30th overall) in the 2006 NHL Entry Draft... Had played 34 career NHL games with New Jersey entering the 2013-14 season, totaling six assists and 68 penalty minutes... Had appeared in 163 career AHL games entering 2013-14, registering 13 goals, 36 assists (49 points) and 350 penalty minutes... **2004-05:** Totaled six goals and nine assists (15 points) and 89 penalty minutes in 62 games during his first season in the Ontario Hockey League (OHL) with Saginaw... Was second on the team in penalty minutes... **2005-06:** Established OHL career highs in assists (24), points (30) and penalty minutes (172) and matched his career high in goals (6), playing in 61 games for Saginaw... Was second among Spirit defensemen in goals, assists and points... Was second on the team in penalty minutes... Had two points (1g, 1a) in four OHL playoff games as Saginaw was swept by Guelph... **2006-07:** Split the season between Saginaw and Mississauga, totaling 26 points (3g, 23a) and 94 penalty minutes in 43 games... Appeared in five playoff games as Mississauga was eliminated by Sudbury in the first round... **2007-08:** Completed his final season of junior hockey, earning 15 points (2g, 13a) in just 21 regular-season games for Niagara... Registered five assists and 33 penalty minutes in 10 OHL playoff games as the Ice Dogs swept Mississauga before falling to Oshawa in six games... Finished his junior hockey career with 17 goals, 69 assists (86 points) and 419 penalty minutes in 187 OHL games... **2008-09:** Completed his first professional season, totaling six goals, 12 assists (18 points) and 161 penalty minutes during his rookie season in the AHL with Lowell... Was second on the team in penalty minutes... Ranked second among Lowell defensemen in goals and third in points... Made his

professional debut at Providence (10/8)... Earned his first professional point with an assist vs. Manchester (10/17)... Scored his first professional goal and earned an assist for his first multi-point game at Springfield (10/25)... **2009-10:** Appeared in his first NHL season, playing 12 regular-season games for New Jersey... Had 20 points (5g, 15a) in 43 AHL games with Lowell... Had a four-game AHL scoring streak from 10/16-10/23... Was recalled to the NHL for the first time on 11/11 and made his NHL debut for New Jersey at DAL (11/21)... Served two more NHL stints during the regular-season... Appeared in two playoff games for the Devils, making his Stanley Cup playoff debut vs. PHI (4/16)... **2010-11:** Played an NHL career-high 22 games, earning six assists and registering 44 penalty minutes for the Devils... Led all Devils rookies in penalty minutes (44)... Also appeared in three AHL games for Albany, earning one assist... Began the season with Albany (AHL), appearing in the AHL season opener before being recalled by New Jersey on 10/14... Made his NHL season debut vs. COL (10/15), earning his first career assist/point... Had assists in consecutive games from 10/24-10/27... Registered a career-high 27 penalty minutes at SJ (10/27)... Suffered a broken hand in the game and missed the following seven contests (10/29-11/12)... Returned to the lineup at BOS (11/15)... Missed two games due to upper body soreness (11/26-11/27) and was assigned to Albany on 12/12... Recalled to New Jersey on 12/20 and had his first NHL multi-point game with two assists at CAR (1/1)... Suffered a shoulder injury at TB (1/14) and missed the remainder of the season... **2011-12:** Played 39 games for Albany, earning eight points (2g, 6a)... Made his season debut and scored a goal vs. Springfield (10/8)... Had three assists and was (+2) at Providence (10/23)... Missed much of the season due to various injuries.



ZAC DALPE 22



Right Wing • Shoots Right
6'1" • 195 lbs.
11/1/89 • Paris, Ont.

Acquired: 2008 NHL Entry Draft
2012-13 Teams: Carolina (NHL), Charlotte (AHL)
Drafted: Carolina 2008 (2-45-2)

HIGHLIGHTS

NHL FIRSTS:

Game: 10/7/10; 4-3 W at MIN in Helsinki
Point: 10/7/10; 4-3 W at MIN in Helsinki (assist)
Goal: 1/1/11; 6-3 W vs. NJ (Hedberg)

NHL HIGHS:

Goals: 1-5x (Last: 4/6/13; 4-1 L vs. NYR)
Assists: 2 (1/24/13; 6-3 W vs. BUF)
Points: 2-2x (Last: 1/24/13; 6-3 W vs. BUF)
Penalty Min: 2-2x (Last: 12/29/11; 4-3 OT W vs. TOR)

NHL STREAKS:

Goal Streak: 2 games (1/1/11-1/3/11: 2g)
Assist Streak: None
Point Streak: 2 games (1/1/11-1/3/11: 2g, 0a)

CAREER STATS

YEAR	TEAM	LEAGUE	REGULAR SEASON					PLAYOFFS				
			GP	G	A	TP	PIM	GP	G	A	TP	PIM
2005-06	Stratford	MWJHL	32	6	6	12	12	2	0	0	0	0
2006-07	Stratford	OJHL-B	52	30	43	73	68	—	—	—	—	—
2007-08 (a)	Penticton	BCHL	46	27	36	63	14	15	8	9	17	4
2008-09	Ohio State	CCHA	37	13	12	25	25	—	—	—	—	—
2009-10 (b)	Ohio State	CCHA	39	21	24	45	19	—	—	—	—	—
	Albany	AHL	9	6	2	8	0	8	3	3	6	0
2010-11	Carolina	NHL	15	3	1	4	0	—	—	—	—	—
	Charlotte	AHL	61	23	34	57	21	16	6	7	13	6
2011-12	Carolina	NHL	16	1	2	3	4	—	—	—	—	—
	Charlotte	AHL	56	18	14	32	17	—	—	—	—	—
2012-13	Carolina	NHL	10	1	2	3	0	—	—	—	—	—
	Charlotte	AHL	54	21	21	42	12	5	0	0	0	4
Hurricanes/NHL Totals (3 Seasons)			41	5	5	10	4	—	—	—	—	—

(a) June 21, 2008—Selected by the Carolina Hurricanes in the 2008 NHL Entry Draft. Second Hurricanes pick, 45th overall, second round.

(b) March 18, 2010—Signed by the Carolina Hurricanes to a three-year, entry-level contract.

2012-13 SEASON


Completed his third NHL season with Carolina, splitting time between the NHL and AHL... Appeared in 10 NHL games for the Hurricanes, totaling three points (1g, 2a)... Ranked fourth among Charlotte Checkers (AHL) skaters in goals (21) and points (42), in 54 AHL games... Was first among Checkers in plus/minus (+16)... Played for Charlotte during the NHL work stoppage, totaling 28 points (13g, 15a) in 38 games prior to being recalled for the start of the NHL season... Made his NHL season debut in the Hurricanes' opener at FLA (1/19)...

Registered his first career multi-assist game (0g, 2a) vs. BUF (1/24)... Was reassigned to Charlotte on 2/3... Had points in seven consecutive AHL games played, from 1/4-2/10 (7g, 4a), including four consecutive multi-point efforts from 1/4-1/12 (4g, 4a)... Had two more stints with the Hurricanes, from 2/25-3/1 and from 4/6-4/10... Scored his first NHL goal of season in the third period vs. NYR (4/6)... Was an NHL healthy extra for two games... **Multi-assist games:** 1 (1/24 vs. TB: 0g, 2a)... **Multi-point games:** 1 (1/24 vs. TB: 0g, 2a).

CAREER

Is in his fourth full professional season... Had five goals and five assists (10 points) in 41 career NHL games entering the 2013-14 season... Had 68 goals and 70 assists (138 points) in 180 American Hockey League (AHL) games played... Signed a one-year, two-way contract on 7/19/13... Totaled 34 goals and 36 assists (70 points) in 76 career college hockey games for Ohio State (CCHA)... Was the 16th-ranked North American skater in NHL Central Scouting's final rankings prior to the 2008 NHL Entry Draft... Helped the Paris Wolfpack become the first team in 24 years to win consecutive Ontario Championships in 2002-03 and 2003-04... **2006-07:** Was named MVP of the Stratford Cullitons (Junior B) after posting 30 goals and 73 points in 52 games... Was listed at 5'8" and 120 pounds... Scored a hat trick to help lead Canada West to a gold medal at the 2007 World Junior 'A' Challenge... **2007-08:** Completed one season in the British Columbia Hockey League (BCHL) with Penticton, totaling 63 points (27g, 36a) in 46 regular-season BCHL games... Was named Penticton's rookie of the year, and posted 17 points (8g, 9a) in 15 playoff games to help lead the Vees to the BCHL championship... **2008-09:** Completed his freshman season at Ohio State (CCHA) with 25 points (13g, 12a) and a (+7) rating in 37 games... Was named to the CCHA All-Rookie team and was one of three finalists for CCHA Rookie of the Year... Was tied for third among Buckeye skaters in goals with 13, including three game-winning goals... Was third among CCHA rookies and tied for seventh among NCAA rookies in goals... Was tied for fifth among CCHA rookies in points... Named CCHA Rookie of the Week three times (10/19, 11/10, 2/9)... Earned his first collegiate point with an assist vs. Lake State (10/17)... Scored his first career NCAA goal with a power-play tally at Denver (10/25)... Had a five-game scoring streak from 11/1-11/21 (4g, 2a)... **2009-10:** Led the Buckeyes in goals (21) and points (45) and ranked second in assists (24), while playing in all 39 of the team's games... Joined Albany after signing an entry-level contract with the Hurricanes at the conclusion of his college season, and totaled eight points (6g, 2a) in the River Rats' final nine regular-season games... His 21 goals with OSU ranked tied for first among CCHA skaters, and his 45 points ranked tied for third in the conference...

Named to the 2009-10 All-CCHA First Team... Was a top-three finalist for CCHA Player of the Year, and was named a second-team All-American... Was voted as Ohio State's team MVP by his teammates... Also led the Buckeyes in plus/minus (+15) and shots (151) and had points in 28 of his 39 games... Had three four-point efforts: at Ferris State on 11/21 (2g, 2a), at Nebraska-Omaha on 2/5 (0g, 4a) and at Miami (OH) on 3/13 (1g, 3a)... Was named CCHA Player of the Month for January after tallying eight points (5g, 3a) and leading OSU to a 4-1-1 record... Received Big Ten Sportsmanship Award for Ohio State men's hockey... Made his professional debut for Albany (AHL) at Binghamton (3/20)... Scored his first professional goal at Adirondack (3/24)... Netted a hat trick at Syracuse (3/27)... Ranked third on the River Rats with six points (3g, 3a) during the playoffs, playing in all eight of the club's postseason games... Made his Calder Cup Playoff debut vs. Wilkes-Barre/Scranton (4/14)... Recorded his first playoff point with an assist at Hershey (4/24)... Had a three-point game (2g, 1a) vs. Hershey (4/27)... **2010-11:** Saw his first NHL action with Carolina, skating in 15 games for the Hurricanes and totaling four points (3g, 1a)... Totaled 23 goals and 34 assists (57 points) in 61 games on the AHL level for Charlotte, and was named to the AHL's All-Rookie Team... Was third among AHL rookies in scoring, and led the Checkers with six shootout goals... Began the season with Carolina, making his NHL debut and earning his first NHL point with an assist on Babchuk's goal against MIN (10/7) in the first game of the 2010 NHL Premiere in Helsinki... Beat Johan Hedberg for his first NHL goal, the game-winner, vs. NJ (1/1)... Had a five-game AHL goal streak from 11/6-11/12 (6g)... Skated in all 16 Calder Cup Playoff games for Charlotte, as the Checkers advanced to the Eastern Conference Final... Was tied for first among Charlotte skaters in goals (6) and was second on the team in points (13)... Was tied for 13th in the AHL in playoff goals... **2011-12:** Totaled one goal and two assists (3 points) during five NHL stints with the Hurricanes... Also skated in 56 AHL games with Charlotte, earning 32 points (18g, 14a)... Made the NHL roster out of training camp... Had a goal and an assist vs. TOR (12/29), his first career NHL multi-point game... Missed seven NHL games due to injury (lower-body: 10/18-11/1).



MARK FLOOD 33



Defenseman • Shoots Right
6'1" • 195 lbs.
9/29/84 • Charlottetown, PEI

Acquired: 7/10/13, Signed as a free agent
2012-13 Team: Yaroslavl Lokomotiv (KHL)
Drafted: Montreal 2003 (8-188-6)

HIGHLIGHTS

NHL FIRSTS:

Game: 3/25/10; 3-2 NYI W vs. CGY
Point: 3/30/10; 4-3 NYI L vs. NYR (assist)
Goal: 11/5/11; 3-2 WPG OTL at NJ (Brodeur)

NHL HIGHS:

Goals: 1-3x (Last: 11/14/11; 5-2 WPG W vs. TB)
Assists: 1-5x (Last: 2/23/12; 4-3 WPG W vs. TB)
Points: 2 (11/5/11; 3-2 WPG L at NJ)
Penalty Min: 2-5x (Last: 3/9/12; 5-3 WPG L at CGY)

NHL STREAKS:

Goal Streak: None
Assist Streak: None
Point Streak: None

CAREER STATS

YEAR	TEAM	LEAGUE	REGULAR SEASON					PLAYOFFS				
			GP	G	A	TP	PIM	GP	G	A	TP	PIM
2001-02	Peterborough	OHL	57	1	4	5	21	6	0	0	0	2
2002-03 (a)	Peterborough	OHL	68	5	24	29	18	7	1	2	3	0
2003-04	Peterborough	OHL	68	15	29	44	30	—	—	—	—	—
2004-05	Peterborough	OHL	60	4	38	42	14	14	2	7	9	0
2005-06 (b)	Syracuse	AHL	9	1	1	2	2	—	—	—	—	—
	Dayton	ECHL	50	11	14	25	20	—	—	—	—	—
2006-07 (c)	Syracuse	AHL	8	1	1	2	2	—	—	—	—	—
	Albany	AHL	36	3	7	10	20	—	—	—	—	—
2007-08	Albany	AHL	53	10	12	22	18	—	—	—	—	—
2008-09	Albany	AHL	76	6	25	31	27	—	—	—	—	—
2009-10 (d)	NY Islanders	NHL	6	0	1	1	0	—	—	—	—	—
	Bridgeport	AHL	61	10	23	33	39	5	0	2	2	6
2010-11 (e)	Manitoba	AHL	63	11	29	40	29	14	0	6	6	2
2011-12 (f)	Winnipeg	NHL	33	3	4	7	10	—	—	—	—	—
	St. John's	AHL	11	1	5	6	4	—	—	—	—	—
2012-13 (g,h)	Yaroslavl	KHL	52	1	5	6	25	6	0	0	0	2
NHL Totals (2 Seasons)			39	3	5	8	10	—	—	—	—	—

(a) June 22, 2003—Selected by the Montreal Canadiens in the 2003 NHL Entry Draft. Canadiens' eighth pick, 188th overall, sixth round.

(b) Aug. 22, 2005—Signed by the Columbus Blue Jackets as a free agent.

(c) Nov. 29, 2006—Acquired by the Carolina Hurricanes in exchange for Derrick Walser.

(d) July 6, 2009—Signed by the New York Islanders as a free agent.

(e) Sept. 8, 2010—Signed by the Manitoba Moose (AHL) as a free agent.

(f) July 3, 2011—Signed by the Winnipeg Jets as a free agent.

(g) July 22, 2012—Signed by Yaroslavl Lokomotiv (KHL) as a free agent.

(h) July 10, 2013—Signed by the Carolina Hurricanes as a free agent.

2012-13 SEASON


Played for Yaroslavl Lokomotiv of the Kontinental Hockey League (KHL), totaling six points (1g, 5a) and 25 penalty minutes in 52 regular-season games... Was sixth among team

defensemen in regular-season scoring... Appeared in all six playoff games as Yaroslavl fell to Severstal Cherepovets in six games.

CAREER

Is in his third NHL season and first with Carolina... Signed a one-year, two-way contract with Carolina on 7/10/13... Had earned eight points (3g, 5a) in 39 career NHL games with the New York Islanders and Winnipeg Jets entering 2013-14... Had 146 points (43g, 103a) and 141 penalty minutes in 317 career American Hockey League (AHL) games entering 2013-14... Selected by the Montreal Canadiens in the sixth round (188th overall) of the 2003 NHL Entry Draft... Spent three seasons with Carolina's AHL affiliate in Albany from 2006-09... Was a teammate of Hurricanes captain Eric Staal and alternate captain Jordan Staal during his junior career with Peterborough of the Ontario Hockey League (OHL)... **2001-02:** Earned five points (1g, 4a) in 57 games as a 16-year-old during his rookie season with Peterborough (OHL)... Appeared in six playoff games for the Petes, as Peterborough was eliminated by Ottawa in the opening round... **2002-03:** Was second among Peterborough defensemen in scoring with 29 points (5g, 24a) in 68 games played... Had a goal and two assists (3 points) during Peterborough's seven-game, first-round loss to Oshawa... **2003-04:** Ranked eighth among OHL defensemen in scoring with 44 points (15g, 29a) in 68 games for Peterborough... Was fifth among league defensemen and tied for fourth among Petes skaters in goals (15)... Marked the second consecutive season in which he played all 68 games for Peterborough... **2004-05:** Ranked tied for sixth among OHL defensemen in assists (38) and 11th among league defensemen in scoring (42 points) during his final year of junior hockey... Had nine points (2g, 7a) in 14 playoff games as Peterborough defeated Belleville and Toronto before falling to Ottawa in the conference finals... Concluded his junior career with 25 goals, 95 assists (120 points) in 253 regular-season games... **2005-06:** Completed his first professional season, spending most of the season with Dayton of the ECHL... Led Dayton defensemen in goals (11) and was second among team blueliners in points (25) in 50 games for the Bombers... Also played nine games for Syracuse (AHL), totaling two points (1g, 1a)... Was selected as an American Conference All-Star for the ECHL All-Star Game

on 1/25 in Fresno, CA... **2006-07:** Split the season between Syracuse and Albany in the AHL... Had two points (1g, 1a) in eight games prior to his trade to Carolina on 11/29... Was assigned to Albany after the trade, and notched 10 points (3g, 7a) in 36 games for the River Rats... **2007-08:** Ranked second in scoring among Albany defensemen with 22 points (10g, 12a), despite playing in just 53 of the team's 80 regular-season games... Played in his 100th career AHL game vs. Philadelphia (2/16)... Suffered an injury vs. Binghamton (2/27) and missed the remainder of the regular season and the playoffs... **2008-09:** Was third among Albany defensemen in scoring with 31 points (6g, 25a) in 76 games... Has six multi-point efforts... **2009-10:** Appeared in his first NHL season, playing six games for the New York Islanders, earning one assist... Also skated in 61 games for Bridgeport (AHL), totaling 33 points (10g, 23a)... Made his NHL debut vs. CGY (3/25)... Earned his first NHL point with an assist vs. NYR (3/30)... Had seven multi-point games for Bridgeport, including a three-point effort (1g, 2a) at Hartford (2/13)... Led Bridgeport defensemen in goals (10) and points (33)... Played in five AHL playoff games, earning two assists as Bridgeport fell to eventual Calder Cup champion Hershey in the opening round... **2010-11:** Established AHL career highs in goals (11), assists (29) and points (40), skating in 63 games for Manitoba... Led Moose defensemen and ranked tied for 16th among AHL defensemen in scoring... Was third among all Manitoba skaters in points... Had nine multi-point games, including a three point effort (1g, 2a) vs. Peoria (11/27)... Earned six assists in 14 playoff games as Manitoba topped Lake Erie before falling to Hamilton in the second round... **2011-12:** Established NHL career highs in games played (33), goals (3), assists (4) and points (7) with the Winnipeg Jets... Also appeared in 11 AHL games with St. John's, earning six points (1g, 5a)... Made his Winnipeg debut at NYI (11/3)... Beat Martin Brodeur for his first NHL goal and earned an assist for his first multi-point game at NJ (11/5)... Opened the scoring with his second NHL goal at BUF (11/8)... Scored the game-winning goal at TB (11/14).



MICHAL JORDAN 47



Defenseman • Shoots Left
6'1" • 195 lbs.
7/17/90 • Zlin, Czech Republic

Acquired: 2008 NHL Entry Draft
2012-13 Teams: Charlotte (AHL), Carolina (NHL)
Drafted: Carolina 2008 (3-105-4)

HIGHLIGHTS

NHL FIRSTS:

Game: 2/14/13; 3-1 W vs. TOR
Point: None
Goal: None

NHL HIGHS:

Goals: None
Assists: None
Points: None
Penalty Min: 2 (2/21/13: 4-3 L vs. WPG)

NHL STREAKS:

Goal Streak: None
Assist Streak: None
Point Streak: None

CAREER STATS

YEAR	TEAM	LEAGUE	REGULAR SEASON					PLAYOFFS				
			GP	G	A	TP	PIM	GP	G	A	TP	PIM
2006-07	Zlin Jr.	Czech Jr.	40	7	11	18	20	12	1	5	6	12
2007-08 (a)	Windsor	OHL	22	1	5	6	12	—	—	—	—	—
	Plymouth	OHL	39	5	17	22	32	4	0	3	3	6
2008-09	Plymouth	OHL	58	12	30	42	39	11	0	3	3	12
2009-10 (b)	Plymouth	OHL	41	13	19	32	18	9	0	5	5	8
2010-11	Charlotte	AHL	67	4	14	18	35	16	0	2	2	0
2011-12	Charlotte	AHL	76	4	18	22	43	—	—	—	—	—
2012-13	Charlotte	AHL	54	6	10	16	22	1	0	1	1	0
	Carolina	NHL	5	0	0	0	2	—	—	—	—	—
Hurricanes Totals (1 Season)			5	0	0	0	2	—	—	—	—	—

(a) June 21, 2008—Selected by the Carolina Hurricanes in the 2008 NHL Entry Draft. Third Hurricanes pick, 105th overall, fourth round.
(b) April 16, 2010—Signed by the Carolina Hurricanes to a three-year, entry-level contract.

2012-13 SEASON


Appeared in his first NHL season, averaging 10:41 of ice time in five NHL games with Carolina... Was tied for first among Charlotte (AHL) defensemen in goals (6), totaling 16 points (6g, 10a) and 22 penalty minutes in 54 games on the AHL level... His six goals were an AHL career high, despite playing in a career-low 54 games... Ranked third among Checkers defensemen in plus/minus (+6)... Started for the Western Conference at the 2013 AHL All-Star Classic... Less than two hours after learning of his first AHL All-Star selection, recorded his first career AHL multi-goal game, including his

first AHL shorthanded goal, vs. Grand Rapids (1/17)... Had three multi-point games for Charlotte... Recalled to Carolina on 2/14 and made his NHL debut that night vs. TOR... Skated an NHL season-high 14:25 of ice time vs. TB (2/23)... Reassigned to Charlotte for the balance of the season on 2/25... Left the game vs. Houston (3/10) due to injury and missed the remainder of the regular season (16 games)... After missing the first four games of the postseason due to injury, returned to the lineup for the first time since 3/10 and earned an assist in the Game 5 loss vs. Oklahoma City (5/4).

CAREER

Is in his second NHL season with Carolina, after making his NHL debut in 2012-13... Signed a one-year, two-way contract with the Hurricanes on 7/11/13... Had 56 points (14g, 42a) and 100 penalty minutes in 197 career American Hockey League (AHL) games with Charlotte entering the 2013-14 season... Earned 102 points (31g, 71a) in 160 career Ontario Hockey League (OHL) games with Windsor and Plymouth before turning professional... Has represented the Czech Republic in international competition several times, including the 2007 and 2008 Under-18 World Junior Championships, the 2006 and 2007 Five Nations Cups and the 2008, 2009 and 2010 World Junior Championships... Served as captain for the Czechs at the 2010 World Junior Championship in Saskatchewan... Was named the tournament's Best Defenseman after leading the Czech Republic to the gold medal at the 2008 Under-18 World Junior Championship... **2006-07:** Prior to coming to North America, spent one season with Zlin in the Czech junior league, totaling 18 points (7g, 11a) in 40 regular-season games... **2007-08:** Completed his rookie season in the OHL, totaling 28 points (6g, 22a) in 61 games with Windsor and Plymouth and earning Plymouth's Rookie of the Year award... Made his OHL debut with Windsor and earned his first OHL point with an assist vs. Erie (9/21/08)... **2008-09:** Served as an alternate captain during his second OHL season with Plymouth, notching 12 goals and 30 assists (42 points) in 58 regular-season games... Was named Plymouth's Defenseman of the Year, leading all Whalers blueliners and ranking tied for 13th among OHL defensemen in scoring... Had his first career two-goal game and was (+4) at the Soo (9/26)... Notched a goal and an assist and was (+4) at Ottawa (1/11)... Scored the game-winning goal and had an assist vs. Windsor (1/30)... Earned his first career hat trick, added an assist and

was (+4) at Sarnia (2/20)... Had a four-game point streak from 2/13-2/21 (4g, 3a)... **2009-10:** Served as an alternate captain for the Whalers for the second consecutive season... Totaled 32 points (13g, 19a) in 41 games played... Had a 10-game scoring streak from 11/27-1/5, including a seven-game goal streak (12/4-1/15)... Scored the game-winning goal in overtime and was named first star at Saginaw (12/4)... Scored two goals and added an assist at Erie (10/31)... Appeared in nine playoff games for the Whalers, notching five assists... Had a three-game assist streak in the postseason, including a two-assist effort at Sault Ste. Marie (3/23)... **2010-11:** Completed his first professional season, earning 18 points (4g, 14a) in 67 regular-season games for Charlotte (AHL)... Was third among Checkers defensemen in scoring... Led Charlotte rookies and defensemen in plus/minus (+13)... Made his professional debut at Connecticut (10/9)... Earned his first professional point with an assist at Binghamton (10/29)... Had his first multi-point effort with two assists vs. Syracuse (12/6)... Netted his first AHL goal vs. Wilkes-Barre/Scranton (1/4)... Made his professional playoff debut, earning two assists in 16 Calder Cup Playoff games for the Checkers... **2011-12:** Earned AHL career highs in games played (76), assists (18) and points (22) and tied his career high in goals (4)... Ranked second among Checkers defensemen with 22 points (4g, 18a) and eight power-play points (8a)... Was one of just two Checkers to play all 76 games... Had his first multi-point game of the season with a goal and an assist at Rockford (11/6)... Assisted on Zach Boychuk's goal vs. Milwaukee (11/26) to extend his career-high assist and point streaks to four games (1g, 4a)... Had a career-high 15 penalty minutes, including the first fight of his AHL career, at Rockford (12/30).



RYAN MURPHY 7



Defenseman • Shoots Right

5'11" • 185 lbs.

3/31/93 • Aurora, Ont.

Acquired: 2011 NHL Entry Draft

2012-13 Teams: Kitchener (OHL), Carolina (NHL), Charlotte (AHL)

Drafted: Carolina 2011 (1-12-1)

HIGHLIGHTS

NHL FIRSTS:

Game: 2/21/13; 4-3 L vs. WPG

Point: None

Goal: None

NHL HIGHS:

Goals: None

Assists: None

Points: None

Penalty Min: 2 (2/26/13: 3-0 L at WSH)

NHL STREAKS:

Goal Streak: None

Assist Streak: None

Point Streak: None

CAREER STATS

YEAR	TEAM	LEAGUE	REGULAR SEASON					PLAYOFFS				
			GP	G	A	TP	PIM	GP	G	A	TP	PIM
2008-09	York Simcoe	Minor-ON	73	30	65	95	52	—	—	—	—	—
	Villanova	ON-Jr. A	4	4	2	6	0	—	—	—	—	—
2009-10	Kitchener	OHL	62	6	33	39	22	20	5	12	17	16
2010-11 (a,b)	Kitchener	OHL	63	26	53	79	36	7	2	9	11	8
2011-12	Kitchener	OHL	49	11	43	54	30	16	2	20	22	12
2012-13	Kitchener	OHL	54	10	38	48	34	10	3	4	7	8
	Carolina	NHL	4	0	0	0	2	—	—	—	—	—
	Charlotte	AHL	3	0	2	2	0	5	0	2	2	2
OHL Totals (4 Seasons)			228	53	167	220	122	53	12	45	57	44

(a) June 24, 2011—Selected by the Carolina Hurricanes in the 2011 NHL Entry Draft. First Hurricanes pick, 12th overall, first round.

(b) Sept. 16, 2011—Signed by the Carolina Hurricanes to a three-year, entry-level contract.

2012-13 SEASON

Appeared in his first NHL season, skating in four games for the Hurricanes... Spent most of the season with Kitchener (OHL), ranking ninth among OHL defensemen in scoring with 48 points (10g, 38a) in 54 games... Was third among all Kitchener skaters in scoring and fifth on the team in plus/minus (+14)... Also appeared in three regular-season American Hockey League (AHL) games with Charlotte, earning two assists... Had 13 multi-point games for Kitchener, including a four-assist game vs. Oshawa (10/19)... Recalled by Carolina on an emergency basis on 2/21, and made his NHL debut that night vs. WPG (2/21), skating 23:51 of ice time... Skated a season-high 25:27 vs. TB (2/23)... Had season highs in shots (3) and hits (2) at WSH (2/26)... Reassigned to

Kitchener (OHL) on 2/28... Totaled seven points (3g, 4a) in 10 OHL playoff games as Kitchener knocked off Guelph before falling to London... Recorded his only multi-goal game of the season in the Rangers' first playoff game vs. Guelph (3/22)... Assigned to Charlotte after Kitchener fell to London in the second round of the OHL playoffs... Made his AHL debut and was (+2) at Peoria (4/16)... Earned his first professional point with an assist at Milwaukee (4/19)... Appeared in all five Calder Cup playoff games for the Checkers, earning a pair of assists... Made his professional playoff debut and earned his first playoff point in Game 1 at Oklahoma City (4/26).

CAREER

Was Carolina's first round (12th overall) pick in the 2011 NHL Draft... Is in his first full professional season after totaling 220 points (53g, 167a) and 122 penalty minutes in 228 career Ontario Hockey League (OHL) regular-season games with Kitchener... Also had 57 points (12g, 45a) in 53 career OHL playoff games... Has competed internationally for Canada in a number of events... Won a silver medal with Ontario at the 2010 World U-17 Hockey Challenge in Timmins, Ontario... Led Canada in scoring at the 2011 U18 World Junior Championship in Germany with 13 points (4g, 9a) in seven games, and named the tournament's Top Defenseman... Had five points (1g, 4a) during the four-game Canada-Russia Challenge in Aug. 2012... Earned three points (1g, 2a) in six games for Canada at the 2013 World Junior Championship... Prior to beginning his OHL career, played youth hockey for the York Simcoe Express, winning Ontario Minor Hockey Association AAA championships in Bantam (2008) and Pee wee (2006)... Was Kitchener's first-round pick (3rd overall) in the 2009 OHL Priority Selection... **2009-10:** Ranked second among rookie blueliners and seventh among all OHL rookies with 39 points (6g, 33a)... Was selected to the OHL's All-Rookie Team... Ranked second among Kitchener rookies and second among Rangers defensemen in scoring... Was named Kitchener's Most Gentlemanly Player... Made his OHL debut vs. Kingston (9/18)... Earned his first OHL point with an assist vs. Owen Sound (9/25)... Netted his first OHL goal at Belleville (10/17)... Earned his first multi-point game with a three-point effort (1g, 2a) at Kingston (11/20)... Ranked third among OHL defensemen in scoring during the 2010 OHL playoffs, helping Kitchener reach the conference final before falling to eventual Memorial Cup champion Windsor in seven games... **2010-11:** Led all OHL defensemen in goals (26) and ranked second in scoring (79 points) in 63 games... Was voted into the top three by the league's Western Conference coaches in the Smartest Player and Best Offensive Defenseman categories... Played

in the CHL/NHL Top Prospects Game... Represented Team OHL in the CHL Subway Super Series against Russia... Was named OHL Defenseman of the Month for October after leading all league blueliners with 18 points (7g, 11a) in 12 games... Had five-point efforts with a goal and four assists vs. Erie (10/1) and at London (11/4)... Earned three or more assists in a game six times during the regular-season... Had multi-goal games at Guelph (9/26), at London (10/16) and vs. Guelph (2/8)... Ranked tied for 11th among OHL defensemen in playoff scoring with 11 points (2g, 9a), despite playing just seven postseason contests, as Kitchener fell in the opening round to Plymouth... **2011-12:** Ranked tied for third among OHL defensemen in scoring, totaling 54 points (11g, 43a) in 49 games for Kitchener... Was tied for second among league defensemen in assists (43), and earned OHL Second All-Star Team honors... Ranked fourth among all Kitchener skaters in scoring and tied for second in assists... Had 13 multi-point games, including five three-point games and three four-point games... Made the Hurricanes' roster to open the season, and was a healthy extra for the first four games of the NHL season with the Hurricanes, prior to being returned to Kitchener... Missed 10 games after suffering a concussion from a hit by Tom Kuhnackl vs. Niagara (11/4)... Had points in 13 of 14 games between 1/15-2/17, including four-point games vs. Kingston (1/15: 1g, 3a) and at Belleville (1/21: 1g, 3a)... Earned four assists in the regular-season finale vs. Erie (3/16)... Led all OHL defensemen in assists (20) during the playoffs, as Kitchener advanced to the conference final before being swept by eventual OHL Champion London... Ranked third among OHL defensemen in playoff points (22), skating in 16 postseason contests... Had points in 12 of 16 playoff games, including eight multi-point games... Earned three assists in Game 4 at Owen Sound (3/28)... Had his second three-point effort of the playoffs with a goal and two assists in Game 3 vs. London (4/22).



RILEY NASH 20



Center • Shoots Right
6'1" • 200 lbs.
5/9/89 • Consort, Alb.

Acquired: 6/26/10, Trade with EDM
2012-13 Teams: Carolina (NHL), Charlotte (AHL)
Drafted: Edmonton 2007 (3-21-1)

HIGHLIGHTS

NHL FIRSTS:

Game: 12/21/11; 4-3 L vs. PHX
Point: 12/23/11; 2-1 OT W vs. OTT (assist)
Goal: 3/2/13; 6-2 W vs. FLA (Clemmenssen)

NHL HIGHS:

Goals: 2 (3/12/13; 4-0 W at WSH)
Assists: 2 (3/2/13; 6-2 W vs. FLA)
Points: 3 (3/2/13; 6-2 W vs. FLA)
Penalty Min: 2-5x (Last: 4/20/13; 5-3 L vs. PHI)

NHL STREAKS:

Goal Streak: None
Assist Streak: None
Point Streak: 2 games (4/8/13-4/9/13: 1g, 1a)

CAREER STATS

			REGULAR SEASON					PLAYOFFS				
YEAR	TEAM	LEAGUE	GP	G	A	TP	PIM	GP	G	A	TP	PIM
2005-06	Thompson Blazers	BCMML	31	29	31	60	100	—	—	—	—	—
	Salmon Arm	BCHL	1	0	0	0	0	5	1	2	3	0
2006-07 (a)	Salmon Arm	BCHL	55	38	46	84	87	11	4	7	11	31
2007-08	Cornell	ECAC	36	12	20	32	28	—	—	—	—	—
2008-09	Cornell	ECAC	36	13	22	35	34	—	—	—	—	—
2009-10 (b,c)	Cornell	ECAC	30	12	23	35	39	—	—	—	—	—
2010-11	Charlotte	AHL	79	14	18	32	26	16	1	3	4	16
2011-12	Carolina	NHL	5	0	1	1	2	—	—	—	—	—
	Charlotte	AHL	58	8	12	20	26	—	—	—	—	—
2012-13	Carolina	NHL	32	4	5	9	8	—	—	—	—	—
	Charlotte	AHL	51	13	24	37	20	5	1	2	3	0
Hurricanes/NHL Totals (2 Seasons)			37	4	6	10	10	—	—	—	—	—

(a) June 21, 2007—Selected by the Edmonton Oilers in the 2007 NHL Entry Draft. Third Oilers pick, 21st overall, first round.

(b) June 26, 2010—Acquired by the Carolina Hurricanes from the Edmonton Oilers in exchange for Ottawa's second-round pick (Martin Marincin) in the 2010 NHL Entry Draft.

(c) July 19, 2010—Signed a three-year, entry-level contract with the Carolina Hurricanes.

2012-13 SEASON

Completed his second NHL season with Carolina, establishing NHL career highs in games played (32), goals (4), assists (5) and points (9)... Also played 51 games with Charlotte in the American Hockey League (AHL), ranking fifth among Checkers skaters in scoring with 37 points (13g, 24a)... Was second among Charlotte players in plus/minus (+14) and fourth in assists (24)... Had a four-game point streak for Charlotte from 11/4-11/16, including a two-assist effort vs. Peoria (11/8)... Scored a goal and added two assists at Lake Erie (1/4)... Had a four-point game (2g, 2a) at Milwaukee (2/16) and was recalled to the NHL two days later... Made his NHL season debut for Carolina at MTL (2/18)... Earned his first NHL point of the season with an assist vs. TB (2/23)... Scored his first NHL goal and earned his first career

multi-point game with a career-high three points (1g, 2a) vs. FLA (3/2)... Earned his first career multi-goal game with a pair of tallies at WSH (3/12)... Was reassigned to Charlotte on 3/22 and netted a pair of goals for the Checkers at Texas (3/23)... Recalled back to Carolina on 3/25, and earned an assist at WPG (3/26)... Had points in consecutive games with an assist at BOS (4/8) and a goal vs. PIT (4/9)... Scored the game-winning goal in the shootout vs. NYI (4/23)... Reassigned to Charlotte on 4/24 for the AHL's Calder Cup playoffs... NHL games missed due to injury: 1 (illness: 3/7)... **Longest point streak:** 2 games (4/8-4/9: 1g, 1a)... **Multi-goal games:** 1 (3/12 at WSH: 2g, 0a)... **Multi-assist games:** 1 (3/2 vs. FLA: 1g, 2a)... **Multi-point games:** 2 (last: 3/12 at WSH: 2g, 0a).

CAREER

Is in his fourth professional season... Acquired by the Hurricanes from Edmonton on 6/26/10 in exchange for a second-round pick in the 2010 NHL Entry Draft... Signed a two-year, two-way contract with the Hurricanes on 7/9/13... Had 89 points (35g, 54a) and 72 penalty minutes in 188 career American Hockey League (AHL) regular-season games entering 2013-14... Was a first-round selection by the Oilers in the 2007 NHL Entry Draft... Finished his three-year career at Cornell University with 102 points (37g, 65a) and 101 penalty minutes in 102 games... Was plus-23 for his collegiate career, and was teammates at Cornell with his brother, Brendon, who is part of the Florida Panthers organization... **2006-07:** Earned Interior Conference Rookie of the Year honors for the British Columbia Hockey League (BCHL), after leading Salmon Arm skaters with 95 points (42g, 53a) in 66 regular-season and playoff games... Was also named team MVP... **2007-08:** Was named both ECAC and Ivy League Rookie of the Year, after finishing second among Cornell skaters in scoring with 32 points on 12 goals and a team-best 20 assists during his freshman season... Was Cornell's first Ivy League Rookie of the Year since Denis Ladouceur in 1999 and was its first ECAC Hockey Rookie of the Year since David McKee in 2004... Had a team-high 10 multi-point games and his 32 points were the most for a Cornell freshman since Kyle Knopp earned 33 in 1995-96... **2008-09:** Was named to the ECAC First Team and earned honorable-mention All-Ivy League honors during his sophomore year, leading the Big Red with 35 points (13g, 22a)... Had eight multi-point games, including a four-point effort vs. Union College (2/21)... Had a career-best three assists vs. Rensselaer (3/15)... Was invited to the selection camp for Team Canada for the 2009 World Junior Championships, but did not make the final roster... **2009-10:** Was named third-team All-ECAC and honorable mention All-Ivy League after totaling 35 points (12g, 23a) in 30 games for Cornell... Reached the 100-point mark

for his collegiate career... Had nine multi-point games to complete his collegiate career with 27 multi-point efforts in three seasons... Earned at least one point in seven of the season's first eight games... Notched three points (2g, 1a) vs. Colgate (2/16)... Closed out the season with a point in each of his final five games, including five points in Cornell's ECAC quarterfinal series against Harvard... Missed four games to injury, marking his only games missed during his collegiate career... **2010-11:** Completed his first professional season, ranking second among Charlotte (AHL) rookies with 32 points (14g, 18a) in 79 games... Led Checkers rookie forwards in plus/minus (+5)... Made his professional debut at Connecticut (10/9)... Earned his first AHL points with a pair of assists at Binghamton (10/30)... Scored his first AHL goal vs. Portland (11/3)... Earned his first multi-goal game with a pair of tallies vs. Syracuse (12/6)... Earned six points in a seven-game span from 1/23-2/8... Totaled four points (1g, 3a) in 16 Calder Cup Playoff games, as the Checkers advanced to the Eastern Conference Final before falling to Binghamton... **2011-12:** Appeared in his first NHL season, spending the majority of the season with Carolina's AHL affiliate, Charlotte... Skated in five NHL games for Carolina, averaging 10:34 in ice time per game and recording one assist... Had 20 points (8g, 12a) in 58 games with Charlotte (AHL)... Scored six of his eight AHL goals on the power play, ranking tied for fourth among Checkers... Notched three points (1g, 2a) at Norfolk (11/23)... Was recalled to the NHL for the first time on 12/21... Made his NHL debut and was (even) in 13:02 of ice time vs. PHX (12/21)... Earned his first career NHL point with an assist on Andreas Nodl's goal vs. OTT (12/23)... Reassigned to Charlotte (AHL) on 12/23... Finished the month of January with eight points (4g, 4a) in eight AHL games, including three multi-point games... Served a second NHL stint from 1/30-2/6, skating in three games without earning a point... Missed 16 AHL games due to injury.



AARON PALUSHAJ 37



Wing • Shoots Right
6'0" • 187 lbs.
9/7/89 • Livonia, MI

Acquired: 7/11/13, Signed as a free agent
2012-13 Teams: Colorado (NHL), Hamilton (AHL)
Drafted: St. Louis 2007 (5-44-2)

HIGHLIGHTS

NHL FIRSTS:

Game: 3/17/11; 3-2 MTL SO W vs. TB
Point: 2/5/12; 3-0 MTL W vs. WPG (assist)
Goal: 3/17/12; 3-2 MTL SOL vs. NYI (Montoya)

NHL HIGHS:

Goals: 1-3x (Last: 2/18/13; 6-5 COL W vs. NSH)
Assists: 2 (2/18/13; 6-5 COL W vs. NSH)
Points: 3 (2/18/13; 6-5 COL W vs. NSH)
Penalty Min: 2-9x (Last: 4/1/13; 3-2 L at DET)

NHL STREAKS:

Goal Streak: None
Assist Streak: 2 games-2x (Last: 3/8/13-3/10/13)
Point Streak: 2 games-2x (Last: 3/8/13-3/10/13)

CAREER STATS

YEAR	TEAM	LEAGUE	REGULAR SEASON					PLAYOFFS				
			GP	G	A	TP	PIM	GP	G	A	TP	PIM
2005-06	Des Moines	USHL	58	10	23	33	53	11	2	4	6	15
2006-07 (a)	Des Moines	USHL	56	22	45	67	62	8	6	5	11	6
2007-08	Michigan	CCHA	43	10	34	44	22	—	—	—	—	—
2008-09	Michigan	CCHA	39	13	37	50	26	—	—	—	—	—
2009-10 (b)	Peoria	AHL	4	2	0	2	4	4	0	1	1	2
	Peoria	AHL	44	5	17	22	22	—	—	—	—	—
2009-10 (b)	Hamilton	AHL	18	3	7	10	8	19	2	10	12	28
	Hamilton	AHL	18	3	7	10	8	19	2	10	12	28
2010-11	Montreal	NHL	3	0	0	0	2	—	—	—	—	—
2010-11	Hamilton	AHL	68	22	35	57	42	19	7	12	19	14
	Hamilton	AHL	68	22	35	57	42	19	7	12	19	14
2011-12	Montreal	NHL	38	1	4	5	8	—	—	—	—	—
2011-12	Hamilton	AHL	35	15	20	35	35	—	—	—	—	—
	Hamilton	AHL	35	15	20	35	35	—	—	—	—	—
2012-13 (c,d)	Colorado	NHL	25	2	7	9	8	—	—	—	—	—
2012-13 (c,d)	Hamilton	AHL	21	7	3	10	18	—	—	—	—	—
	Hamilton	AHL	21	7	3	10	18	—	—	—	—	—
NHL Totals (3 Seasons)			66	3	11	14	18	—	—	—	—	—

(a) June 23, 2007—Selected by the St. Louis Blues in the 2007 NHL Entry Draft. Fifth Blues pick, 44th overall, second round.

(b) March 2, 2010—Acquired by the Montreal Canadiens from the St. Louis Blues in exchange for Matt D'Agostini.

(c) Feb. 5, 2013—Claimed on waivers by the Colorado Avalanche.

(d) July 11, 2013—Signed by the Carolina Hurricanes as a free agent.

2012-13 SEASON

Split the season between Hamilton (AHL) and Colorado (NHL), establishing single-season NHL career highs in goals (2), assists (7) and points (9)... Had 10 points (7g, 3a) in 21 games for Hamilton before being acquired by Colorado on waivers on 2/5... Scored goals in each of Hamilton's first two games... Also had goals in consecutive AHL games vs. Toronto (11/16) and at Toronto (11/17)... Attended Montreal's training camp in January... Made his Avalanche debut vs. PHX (2/11)... Netted his first goal for

Colorado at MIN (2/14)... Set single-game career highs in assists (2) and points (3) vs. NSH (2/18)... Recorded a career-high five hits at DET (3/5)... Had assists in consecutive games vs. CHI (3/8) and vs. SJ (3/10)... **Longest assist streak:** 2 games (3/8-3/10: 0g, 2a)... **Longest point streak:** 2 games (3/8-3/10: 0g, 2a)... **Multi-assist games:** 1 (2/18 vs. NSH: 1g, 2a)... **Multi-point games:** 1 (2/18 vs. NSH: 1g, 2a).

CAREER

Is in his fourth NHL season and first with the Hurricanes... Signed a one-year, two-way contract with Carolina on 7/11/13... Had totaled 14 points (3g, 11a) in 66 career NHL games with Montreal and Colorado entering 2013-14... Had played 190 games on the American Hockey League (AHL) level with Peoria and Hamilton entering 2013-14, notching 54 goals and 82 assists (136 points)... Represented the United States at the 2009 IIHF World Junior Championship, earning five points (2g, 3a) in six games... Had two points (1g, 1a) in nine games for the United States at the 2013 IIHF World Championship, helping the Americans earn bronze... **2005-06:** Earned 33 points (10g, 23a) and was (+11) in 58 games with Des Moines of the United States Hockey League (USHL)... Added six points (2g, 4a) in 11 postseason contests as Des Moines captured the Clark Cup as USHL champions... **2006-07:** Ranked second among Des Moines skaters and seventh in the USHL in scoring with 67 points (22g, 45a) in 56 regular-season games... Participated in the 2007 USHL All-Star Game... Led the Buccaneers in playoff scoring with 11 points (6g, 5a) in eight games as Des Moines advanced to the Clark Cup semifinals... **2007-08:** Ranked third among Michigan skaters with 44 points (10g, 34a) in 43 games during his freshman season... Led the Central Collegiate Hockey Association (CCHA) in assists (34)... Helped Michigan capture the CCHA championship and earn a berth in the Frozen Four before falling to Notre Dame... **2008-09:** Led the CCHA and ranked third nationally in assists (37) during his sophomore season at Michigan... Ranked first in the CCHA and tied for fourth in the NCAA in scoring (50 points) in 39 games played... Was named to the CCHA First All-Star Team

and the NCAA West First All-American Team... Made his professional debut at the conclusion of his college season, scoring two goals in four regular-season games for Peoria (AHL)... Played his first professional game at Quad City (4/4)... Scored his first professional goal/point at Rockford (4/10)... Had one assist in four Calder Cup playoff games as Peoria fell to Houston in the first round... **2009-10:** Split his first full professional season between Peoria and Hamilton in the AHL, totaling 32 points (8g, 24a) in 62 games... Had 22 points (5g, 17a) in 44 games for Peoria prior to his trade to Montreal on 3/2... Was assigned to Hamilton by the Canadiens and earned 10 points (3g, 7a) in 18 regular-season games... Totaled 12 points (2g, 10a) in 19 Calder Cup playoff games as Hamilton advanced to the Western Conference Final before falling to Texas in seven games... **2010-11:** Was tied for first among Hamilton skaters in assists (35) and ranked second on the team in goals (22) and points (57)... Also appeared in his first NHL season with Montreal, playing three games... Made his NHL debut vs. TB (3/17)... Was first among Hamilton skaters in assists (12) and second in points (19) in 19 Calder Cup playoff games as the Bulldogs advanced to the Western Conference final before falling to Houston in seven games... **2011-12:** Played a career-high 38 games on the NHL level with Montreal, totaling five points (1g, 4a)... Also registered 35 points (15g, 20a) with Hamilton, ranking third among Bulldogs skaters in goals and points despite only playing 35 AHL games... Was tied for first among Hamilton skaters and tied for ninth in the AHL with six game-winning goals... Earned his first NHL point with an assist vs. WPG (2/5)... Beat AI Montoya for his first NHL goal vs. NYI (3/17).



BRETT SUTTER 42



Center • Shoots Left
6'0" • 200 lbs.
6/2/87 • Viking, Alb.

Acquired: 11/17/10, Trade with CGY
2012-13 Teams: Carolina (NHL), Charlotte (AHL)
Drafted: Calgary 2005 (7-179-6)

HIGHLIGHTS

NHL FIRSTS:

Game: 12/23/08; 4-3 CGY W vs. ANA
Point: 12/23/08; 4-3 CGY W vs. ANA (goal)
Goal: 12/23/08; 4-3 CGY W vs. ANA (Giguere)

NHL HIGHS:

Goals: 1 (12/23/08; 4-3 CGY W vs. ANA)
Assists: 1-4x (Last: 11/27/11; 4-3 CAR L at OTT)
Points: 1-5x (Last: 11/27/11; 4-3 CAR L at OTT)
Penalty Min: 7 (10/18/11; 4-1 CAR W at BOS)

NHL STREAKS:

Goal Streak: None
Assist Streak: None
Point Streak: None

CAREER STATS

YEAR	TEAM	LEAGUE	REGULAR SEASON					PLAYOFFS				
			GP	G	A	TP	PIM	GP	G	A	TP	PIM
2003-04	Kootenay	WHL	44	5	7	12	26	4	0	0	0	4
2004-05 (a)	Kootenay	WHL	70	8	11	19	70	16	1	2	3	16
2005-06	Kootenay	WHL	16	8	7	15	21	—	—	—	—	—
	Red Deer	WHL	57	9	26	35	80	—	—	—	—	—
2006-07	Red Deer	WHL	67	28	29	57	77	7	3	4	7	11
2007-08	Quad City	AHL	75	4	6	10	63	—	—	—	—	—
2008-09	Calgary	NHL	4	1	0	1	2	—	—	—	—	—
	Quad City	AHL	71	10	15	25	50	—	—	—	—	—
2009-10	Calgary	NHL	10	0	0	0	5	—	—	—	—	—
	Abbotsford	AHL	66	9	15	24	69	13	4	7	11	20
2010-11 (b)	Calgary	NHL	4	0	1	1	5	—	—	—	—	—
	Carolina	NHL	1	0	0	0	0	—	—	—	—	—
2011-12	Charlotte	AHL	60	9	12	21	84	16	4	10	14	15
	Carolina	NHL	15	0	3	3	11	—	—	—	—	—
2012-13	Charlotte	AHL	63	13	16	29	58	—	—	—	—	—
	Carolina	NHL	3	0	0	0	4	—	—	—	—	—
	Charlotte	AHL	70	19	29	48	62	5	0	0	0	0
Hurricanes Totals (3 Seasons)			19	0	3	3	15	—	—	—	—	—
NHL Totals (5 Seasons)			37	1	4	5	27	—	—	—	—	—

(a) July 30, 2005—Selected by the Calgary Flames in the 2005 NHL Entry Draft. Seventh Flames pick, 179th overall, sixth round.

(b) Nov. 17, 2010—Acquired by the Carolina Hurricanes from the Calgary Flames along with Ian White in exchange for Tom Kostopoulos and Anton Babchuk.

2012-13 SEASON

Appeared in his fifth NHL season and third with Carolina, skating in three games... Spent most of the season with Charlotte (AHL), serving as team captain... Ranked second among Checkers skaters in scoring with 48 points (19g, 29a) and was plus-4 in 70 games played... Set AHL career highs in goals, assists and points and was second on the team in assists (29),

fourth in goals (19) and fourth in penalty minutes (62) ... Led Charlotte with 17 even-strength goals and was tied for the team lead in shorthanded points (3)... Recalled to Carolina and made his NHL season debut at FLA (3/3)... Reassigned to Charlotte (3/8)... Had four points (2g, 2a) in 5:49 of game time at Peoria (4/16)... Appeared in five playoff games for Charlotte.

CAREER

Is in his seventh professional season and fourth with the Hurricanes organization... Signed a one-year contract with the Hurricanes on 6/25/13... Originally acquired by Carolina from Calgary along with Ian White on 11/17/10 in exchange for Anton Babchuk and Tom Kostopoulos... Had 157 points (64g, 93a) in 405 career American Hockey League (AHL) games entering 2013-14... **2003-04:** Played his first season with Kootenay of the Western Hockey League (WHL)... Totaled five goals and seven assists (12 points) in 44 games... Skated in all four playoff games for Kootenay as the Ice were swept by eventual Memorial Cup champion Kelowna... **2004-05:** Notched 19 points (8g, 11a) in 70 regular-season games for Kootenay... Earned three points (1g, 2a) in 16 playoff games, as the Ice advanced to the Western Conference Final before falling to Kelowna in six games... **2005-06:** Split the season between Kootenay and Red Deer, finishing the season as Red Deer's leading scorer with 50 points (17g, 33a) in 73 games... Was teammates with his cousin and former Hurricanes center Brandon Sutter with Red Deer, and was coached by his uncle, Brent... **2006-07:** Served as captain for Red Deer and was second among Rebels skaters in goals (28) and tied for third on the team in points (57)... Was second among Rebels skaters with seven points (3g, 4a) in seven playoff games, as Red Deer fell to Medicine Hat in the opening round... Completed his junior hockey career with 138 points (58g, 80a) and 274 penalty minutes in 254 regular-season games... **2007-08:** Completed his first professional season, spending the entire season with Quad City (AHL)... Totaled 10 points (4g, 6a) and 63 penalty minutes in 75 games... Made his AHL debut and earned his first professional point (assist) vs. Rockford (10/6)... Netted his first AHL goal at Iowa (11/17)... **2008-09:** Spent the majority of the season with Quad City (AHL), also appearing in his first NHL season with Calgary... Had 25 points (10g, 15a) in 71 games on the AHL level, and scored one goal in

four NHL games with the Flames... Began the season with Quad City, tallying seven points (1g, 6a) in 28 games before earning his first NHL recall on 12/22... Made his NHL debut and beat Jean-Sebastien Giguere for his first NHL goal vs. ANA (12/23)... Skated in three more NHL games before being reassigned to Quad City for the remainder of the season... **2009-10:** Appeared in 10 NHL games with the Flames, totaling five penalty minutes... Earned 24 points (9g, 15a) in 66 games for the Abbotsford Heat on the AHL level... Served as an alternate captain for Abbotsford... Led the Heat in playoff scoring with 11 points (4g, 7a) in 13 games as Abbotsford topped Rochester before falling to Hamilton in the division finals... **2010-11:** Skated in five NHL games with Calgary and Carolina, earning one assist... Totaled 21 points (9g, 12a) in 60 regular-season games for Charlotte on the AHL level... Earned a spot on the Calgary roster out of training camp, but appeared in just four of 16 games prior to being traded to Carolina... Earned his only NHL point of the season with an assist for Calgary vs. LA (10/10)... Acquired by Carolina from Calgary on 11/17... Made his Charlotte debut vs. Adirondack (11/19) and scored his first Checkers goal vs. Syracuse (12/6)... Served his only stint with Carolina from 2/11-2/13... Made his Hurricanes debut at TB (2/12)... Skated in all 16 Calder Cup Playoff games for Charlotte, as the Checkers advanced to the Eastern Conference Final before falling to Binghamton... Led Checkers skaters in points (14) and assists (10)... Scored the overtime, game-winning goal in Game 3 of the East Division Final vs. Wilkes-Barre/Scranton (5/2)... **2011-12:** Earned three assists in a career-high 15 NHL games with the Hurricanes... Had 29 points (13g, 16a) in 63 games for the Checkers... Served as Charlotte's team captain and ranked tied for first among Checkers in game-winning goals (3)... Made his NHL season debut, earning an assist at BOS (10/18)... Matched his AHL-career high with two goals, including the game-winner, at Peoria (3/31).



JEREMY WELSH 23



Center/Left Wing • Shoots Left
6'3" • 210 lbs.
4/30/88 • Bayfield, Ont.

Acquired: 4/5/12, Signed as a free agent
2012-13 Teams: Carolina (NHL), Charlotte (AHL)
Drafted: Undrafted

HIGHLIGHTS

NHL FIRSTS:

Game: 4/7/12; 4-1 L at FLA
Point: 3/7/13; 4-2 L vs. MTL (assist)
Goal: None

NHL HIGHS:

Goals: None
Assists: 1 (3/7/13; 4-2 L vs. MTL)
Points: 1 (3/7/13; 4-2 L vs. MTL)
Penalty Min: 4 (4/7/12; 4-1 CAR L at FLA)

NHL STREAKS:

Goal Streak: None
Assist Streak: None
Point Streak: None

CAREER STATS

YEAR	TEAM	LEAGUE	REGULAR SEASON					PLAYOFFS				
			GP	G	A	TP	PIM	GP	G	A	TP	PIM
2007-08	Oakville	OPJHL	48	17	35	52	26	—	—	—	—	—
2008-09	Oakville	OJHL	49	36	47	83	38	—	—	—	—	—
2009-10	Union	ECAC	39	10	9	19	45	—	—	—	—	—
2010-11	Union	ECAC	40	16	21	37	34	—	—	—	—	—
2011-12 (a)	Union	ECAC	40	27	17	44	47	—	—	—	—	—
	Carolina	NHL	1	0	0	0	4	—	—	—	—	—
2012-13	Charlotte	AHL	69	14	12	26	16	5	0	3	3	16
	Carolina	NHL	5	0	1	1	0	—	—	—	—	—
Hurricanes/NHL Totals (2 Season)			6	0	1	1	4	—	—	—	—	—

(a) April 5, 2012—Signed by the Carolina Hurricanes to a one-year, entry-level contract.

2012-13 SEASON


Appeared in his second NHL season with Carolina, earning one assist in five games played... Spent the majority of the season with Charlotte (AHL), totaling 26 points (14g, 12a) and 16 penalty minutes during his rookie AHL season... Ranked tied for fifth among Checkers in goals (14) and sixth in power-play goals (5)... Made his AHL debut at Houston (10/13)... Scored his first two professional goals and points at Peoria (10/27)... Earned his first professional assist at Peoria (10/28)... Made his NHL season

debut vs. TB (1/22)... Reassigned to Charlotte on 1/26... Served two additional NHL stints, from 2/18-2/28 and 3/7-3/8... Earned first career NHL point with an assist on Drayson Bowman's second-period goal vs. MTL (3/7)... Was a healthy extra for five NHL games (1/19, 1/24-1/25, 2/21, 2/24)... Made his professional playoff debut, earning three assists in five Calder Cup playoff games for Charlotte.

CAREER

Is in his second full professional season, after signing with the Hurricanes as an undrafted free agent following the conclusion of his junior season at Union College (ECAC)... Completed his college career with 53 goals and 47 assists (100 points) in 119 games, helping Union reach its first Frozen Four in school history in 2012... **2007-08:** Scored 17 goals and had 35 assists (52 points) in 48 games for the Oakville Blades (OPJHL)... Added 20 points (6g, 14a) in 21 postseason contests... Helped lead the Blades to the Buckland Cup title, Dudley Hewitt Cup championship and Ontario Hockey Association championship... Also participated in the Royal Bank Cup, where he was voted best forward... **2008-09:** Served as team captain for the Oakville Blades of the Ontario Junior Hockey League, totaling 36 goals and 47 assists (83 points) in 49 games played... Ranked 12th overall in league scoring... Was third in the league in playoff scoring with 34 points (17g, 17a) in 28 games... **2009-10:** Totaled 19 points (10g, 9a) in 39 games during his first season of collegiate hockey at Union College in Schenectady, NY... Was one of two Dutchmen freshmen to skate in all 39 games... Had 10 points (5g, 5a) in 22 league games... Posted his first career college point with a goal against Maine (10/9)... Had his first multi-point effort with a goal and an assist vs. Maine (10/10)... Was named ECAC Hockey Rookie of the Week on 10/12... Earned a pair of assists at Clarkson (11/14)... Netted a goal in Union's ECAC quarterfinal victory vs. Quinnipiac (3/14)... **2010-11:** Was second among Union skaters in goals (16) and points (37), earning ECAC Hockey Third Team honors during his sophomore season... Netted eight power-play goals, playing a key role on Union's nation-leading power play

(29.5%)... Skated in all 40 games for the Dutchmen, and totaled 16 points (6g, 10a) in 22 ECAC Hockey games... Had a four-point game (1g, 3a) in the season-opener vs. Sacred Heart (10/8)... Named ECAC Hockey Player of the Week on 10/19... Had his first college hat trick vs. American International (12/10)... Netted a goal in Game 3 of the ECAC Hockey quarterfinals vs. Colgate (3/13)... **2011-12:** Appeared in his first NHL season with Carolina, playing in one game after signing as a free agent at the conclusion of his college season... Made his NHL debut at FLA (4/7), totaling four penalty minutes in 16:32 of ice time... Recorded 27 goals, 17 assists (44 points) and 47 penalty minutes in 40 games for Union College (ECAC Hockey), ranking first on the team and fourth in the NCAA in goals (27)... His 27 goals were a school record... Was named ECAC Hockey Player of the Month for March, Most Outstanding Player of the ECAC Championship and Most Outstanding Player of the NCAA East Regional in Bridgeport, CT... Also received the William A. Pike Award, presented to a Union College junior male athlete for attitude, ability, participation and achievement in intercollegiate sports... Scored all three Union goals vs. Western Michigan (10/15)... Earned his second of five multi-goal games with two tallies at RIT (10/22)... Netted a pair of goals and added an assist at Michigan (11/27)... Had a three-point game (1g, 2a) vs. Quinnipiac (2/18)... Had nine points (5g, 4a) in eight postseason games for the Dutchmen, including a five-game goal-scoring streak to lead Union to its first ECAC Hockey Championship and first Frozen Four berth in school history... Union was eliminated by Ferris State in the national semifinals.



DANIEL ALTSHULLER

Goaltender • Catches Left
6'3" • 200 lbs.
7/24/94 • Ottawa, Ont.

Acquired: 2012 NHL Draft
2012-13 Team: Oshawa (OHL)
Drafted: Carolina 2012 (3-69-3)

CAREER


Had a record of 47-34-5 with a 2.94 goals-against average and three shutouts in 88 career games with the Oshawa Generals of the Ontario Hockey League (OHL) entering 2013-14... Was ranked seventh among North American goaltenders in NHL Central Scouting's 2012 midterm evaluations, and was Carolina's third-round choice (69th overall) in the 2012 NHL Draft... Represented Canada at the Ivan Hlinka Memorial Under-18 Tournament in 2011, earning MVP honors in the gold-medal game as Canada won the tournament... Also won gold with Ontario at the 2011 U-17 World Junior Championship... Played for his hometown team, the Nepean Raiders of the CJHL prior to beginning his major junior career... Was 19-13-10 with a 3.22 goals-against average for Nepean in 2010-11... Was named to the OHL All-Rookie Team in 2011-12, after going 11-16-3 with a 3.55 goals-against average and .900 save percentage for Oshawa... Made his OHL debut at Kingston (9/23/11), stopping 37 of 38 shots for the win... Made a regular-season, career-high 49 saves in a 6-5 overtime loss vs. Kingston (11/19/11)... Was 2-2 with a 3.87 goals-against

average in five OHL playoff games in 2012, as Oshawa fell to Niagara in the opening round... Earned his first OHL playoff victory with a 46-save performance in Game 2 at Niagara (3/25/12)... **2012-13:** Ranked first in the OHL in wins (36) during his second season with Oshawa... Ranked second in the league in games played (58), second in minutes (3363), tied for fifth in shutouts (3), sixth in goals-against average (2.62) and ninth in save percentage (.909)... Won the Roger Neilson Memorial Award as the OHL's top academic university or college player... Won six of seven games to start the season, including a five-game win streak from 9/28-10/8... Earned his first OHL shutout with 29 saves at Peterborough (11/1)... Made 22 saves for his second shutout at OTT (1/9)... Won seven of nine games in February, including a 20-save shutout at Mississauga (2/1)... Earned five consecutive victories from 2/14-3/10... Played all nine of Oshawa's postseason contests, going 4-5 with a 3.00 goals-against average as the Generals eliminated Niagara before getting swept by Barrie.

CAREER STATS

REGULAR SEASON								PLAYOFFS						
YEAR	TEAM	LEAGUE	GP	MIN	GA	SO	GAA	W-L-OT	GP	MIN	GA	SO	GAA	W-L
2009-10	Ott. Jr. 67's	MINOR-Ont.	24	1080	40	3	1.74	—	—	—	—	—	—	—
	Nepean	CJHL	1	60	2	0	2.00	0-1-0	—	—	—	—	—	—
2010-11	Nepean	CJHL	43	2515	135	1	3.22	19-13-10	—	—	—	—	—	—
2011-12 (a)	Oshawa	OHL	30	1756	104	0	3.55	11-16-3	5	279	18	0	3.87	2-2
2012-13	Oshawa	OHL	58	3363	147	3	2.62	36-18-2	9	541	27	0	3.00	4-5
OHL Totals (2 seasons)			88	5119	251	3	2.94	47-34-5	14	820	45	0	3.29	6-7

(a) June 23, 2012—Selected by the Carolina Hurricanes in the 2012 NHL Draft. Third Hurricanes pick, 69th overall, third round.



DANNY BIEGA

Defenseman • Shoots Right
6'0" • 205 lbs.
9/29/91 • Montreal, Que.

Acquired: 2010 NHL Entry Draft
2012-13 Teams: Harvard (ECAC), Charlotte (AHL)
Drafted: Carolina 2010 (4-67-3)

CAREER

Had 85 points (28g, 57a) and 165 penalty minutes in 132 career collegiate games with Harvard... Spent two seasons at Salisbury School (CT) prior to his freshman season at Harvard... Captained Salisbury School to a New England prep title in 2009... Was named Defenseman of the Year and a New England Prep All-Star... Also lettered in soccer and crew at Salisbury School... Led Harvard defensemen with five goals in 32 games during his freshman season with the Crimson in 2009-10... Was teammates with his older brothers, Alex and Michael, marking the second time in Harvard history three brothers played on the same squad... Made his collegiate debut in Harvard's season-opening victory at Dartmouth (10/30/09)... Earned his first college point with an assist vs. Quinnipiac (12/29/09)... Netted his first career collegiate goal on an empty net against Union (1/22/10)... Was named ECAC Rookie of the Week on 3/8/10... Was named a first-team All-Ivy League, second-team ECAC All-League and New England All-Star selection after totaling 30 points (11g, 19a) during his sophomore season at Harvard in 2010-11... Also received the 2010-11 John Tudor Memorial Cup as Harvard's Most Valuable Player after leading all Crimson skaters in points and assists and ranking tied for second on the team in goals... Was one of three defensemen in the nation to lead his team in scoring in 2010-11, and ranked seventh among NCAA defensemen in points per game (0.88)... Was the first defenseman to lead Harvard in scoring since Mark Fusco in 1981-82...


Named an NCAA East First-Team All-American and to the ECAC First All-Star Team after establishing career highs in assists (25) and points (35) during his junior season in 2011-12... Also selected to the 2012 CCM Hockey All-America first team, named ECAC Hockey Best Defensive Defenseman, ECAC Hockey Championship All-Tournament and a unanimous first-team All-Ivy League selection... Runner-up in voting for 2012 ECAC Hockey Player of the Year... Was a fan-balloting candidate for the 2012 Hobey Baker Award and an ECAC Hockey All-Academic selection... Ranked second among NCAA defensemen in 2011-12 in points per game (1.03), and 20th among all skaters with 0.74 assists per game... Led defensemen with 23 points and eight goals in ECAC play and earned a league-high 14 power-play points (2g, 12a)... Posted the highest point total (35) by a Harvard defenseman since 1993-94 (Sean McCann, 39) and highest assist total (25) by any Harvard player since 2002-03... Played the point on the nation's No. 1 power play (27.3 percent) and earned a team-high plus-14 rating... **2012-13:** Had 11 points (2g, 9a) in 32 games during his final season at Harvard... Signed an entry-level contract with the Hurricanes on 3/13 and joined Carolina's American Hockey League (AHL) affiliate in Charlotte... Made his AHL debut vs. Norfolk (3/13)... Skated in three of Charlotte's Calder Cup playoff games, earning his first professional points with a pair of assists vs. Oklahoma City (5/1).

CAREER STATS

			REGULAR SEASON					PLAYOFFS				
YEAR	TEAM	LEAGUE	GP	G	A	TP	PIM	GP	G	A	TP	PIM
2007-08	Salisbury School	High-CT	26	4	13	17	—	—	—	—	—	—
2008-09	Salisbury School	High-CT	29	8	14	22	—	—	—	—	—	—
2009-10 (a)	Harvard	ECAC	32	5	4	9	47	—	—	—	—	—
2010-11	Harvard	ECAC	34	11	19	30	34	—	—	—	—	—
2011-12	Harvard	ECAC	34	10	25	35	41	—	—	—	—	—
2012-13 (b)	Harvard	ECAC	32	2	9	11	43	—	—	—	—	—
	Charlotte	AHL	1	0	0	0	0	3	0	2	2	8
ECAC Totals (4 seasons)			132	28	57	85	165	—	—	—	—	—

(a) June 26, 2010—Selected by the Carolina Hurricanes in the 2010 NHL Entry Draft. Fourth Hurricanes pick, 67th overall, third round.

(b) March 13, 2013—Signed a three-year, entry-level contract with the Carolina Hurricanes.



TREVOR CARRICK

Defenseman • Shoots Left
6'2" • 180 lbs.
7/4/94 • Stouffville, Ont.

Acquired: 2012 NHL Draft
2012-13 Team: Mississauga (OHL)
Drafted: Carolina 2012 (5-115-4)

CAREER


Had 50 points (16g, 34a) and 64 penalty minutes in 124 career Ontario Hockey League games with Mississauga entering the 2013-14 season... Was selected by Carolina in the fourth round of the 2012 NHL Draft... Was selected by Mississauga St. Michael's in the fifth round (85th overall) of the 2010 OHL Priority Draft... Played for his hometown team, Stouffville, prior to beginning his OHL career, earning 19 points (6g, 13a) in 40 games in 2010-11... Was Stouffville's third-leading scorer with 13 points (2g, 11a) in 19 games, as the Spirit reached the OJHL semifinals before falling to eventual champion Wellington... Ranked third among Mississauga defensemen in scoring during his rookie season in the OHL in 2011-12, totaling 19 points (6g, 13a) in 68 games... Made his OHL debut at Sudbury (9/23/11)...

Earned his first OHL point with an assist vs. Sault Ste. Marie (10/7/11)... Scored his first OHL goal vs. Plymouth (10/23/11)... Had a career-high, five-game point streak from 2/20/12-3/2/12 (4g, 2a), including a four-game goal streak (2/24/12-3/2/12: 4g, 1a)... Made his OHL playoff debut at Barrie (3/22/12) and scored his first playoff goal in Game 4 vs. Barrie (3/27/12)... **2012-13:** Ranked third among Mississauga defensemen in goals (10), assists (21) and points (31) in 56 games played during his second season with the Steelheads... Had six multi-point efforts, including three-point games vs. Niagara (11/9: 1g, 2a) and at Ottawa (11/13: 2g, 1a)... Earned 11 points (5g, 6a) in 11 games during November... Totaled two assists in six OHL playoff games as the Steelheads fell to Belleville in the opening round.

CAREER STATS

REGULAR SEASON							PLAYOFFS					
YEAR	TEAM	LEAGUE	GP	G	A	TP	PIM	GP	G	A	TP	PIM
2010-11	Stouffville	OJHL	40	6	13	19	44	19	2	11	13	10
2011-12 (a)	Mississauga	OHL	68	6	13	19	64	6	1	0	1	7
2012-13	Mississauga	OHL	56	10	21	31	56	6	0	2	2	11
OHL Totals (2 Seasons)			124	16	34	50	120	12	1	2	3	18

(a) June 23, 2012—Selected by the Carolina Hurricanes in the 2012 NHL Draft. Fifth Hurricanes pick, 115th overall, fourth round.



BRENDAN COLLIER

Left Wing • Shoots Left
5'9" • 176 lbs.
10/8/93 • Charlestown, MA

Acquired: 2012 NHL Draft
2012-13 Teams: Valley Junior (EJHL)
Drafted: Carolina 2012 (9-189-7)

CAREER

Selected by the Hurricanes in the seventh round (189th overall) in the 2012 NHL Draft... Will begin his collegiate hockey career at Boston University in 2013-14... Played one season in the Eastern Junior Hockey League (EJHL), earning 42 points (14g, 28a) in 43 games... Totaled 56 goals and 83 assists (139 points) during his junior and senior seasons at Malden Catholic High School in Massachusetts, helping the Lancers capture consecutive Super Eight state championships... Also played golf and lacrosse at Malden Catholic... Netted 30 goals and added 45 assists (75 points) in 25 games for Malden Catholic in 2010-11, and was named an All-State selection by ESPN Boston... Scored the overtime game-winner in the state championship game, as Malden Catholic defeated St. John's Prep at TD Garden in Boston... Was named Mr. Hockey by ESPN Boston in 2011-12, after totaling 64 points (26g, 38a) in 25 games to lead Malden Catholic to its second consecutive state championship... Also an All-State selection by

ESPN Boston for the second consecutive year... Led all Massachusetts Division 1A players in 2011-12 scoring... Scored a goal in the 2012 state championship game at TD Garden, as the Lancers topped BC High 3-1 to win the title... **2012-13:** Led the Valley Junior Warriors in assists (28) and points (42) in 43 regular-season games... Had 14 multi-point games, including three three-point efforts... Scored his first EJHL goal and added an assist vs. Jersey Hitmen (9/22)... Had a season-long, six-game point streak from 9/22-10/7, including four consecutive multi-point games from 9/22-9/30... Scored a goal and added two assists at Islanders Hockey Club (10/18)... Registered a season-high three assists at Connecticut Oilers (12/27)... Matched his season-high with three points (1g, 2a) vs. Portland Junior Pirates (2/17)... Had six points (1g, 5a) in six playoff games as Valley Junior advanced to the EJHL semifinals before falling to the Islanders Hockey Club.

CAREER STATS

REGULAR SEASON							PLAYOFFS					
YEAR	TEAM	LEAGUE	GP	G	A	TP	PIM	GP	G	A	TP	PIM
2010-11	Malden Catholic	High-MA	25	30	45	75	—	—	—	—	—	—
2011-12 (a)	Malden Catholic	High-MA	25	26	38	64	36	—	—	—	—	—
2012-13	Valley Junior	EJHL	43	14	28	42	27	6	1	5	6	4
EJHL Totals (1 Season)			43	14	28	42	27	6	1	5	6	4

(a) June 23, 2012—Selected by the Carolina Hurricanes in the 2012 NHL Draft. Ninth Hurricanes pick, 189th overall, seventh round.



EVGENII DADONOV

Left Wing • Shoots Left

5'11" • 184 lbs.

3/12/89 • Chelyabinsk, Russia

Acquired: 1/18/12, Trade with Florida

2012-13 Teams: Donetsk (KHL)

Drafted: Florida 2007 (3-71-3)

CAREER

Acquired by the Hurricanes on 1/18/12 along with A.J. Jenks in exchange for Jon Matsumoto and Mattias Lindstrom... Had 53 points (25g, 28a) in 92 career Kontinental Hockey League (KHL) games entering 2013-14... Has 20 points (10g, 10a) in 55 career NHL games, all with Florida... Has totaled 84 points (33g, 51a) in 155 career AHL games with Rochester, San Antonio and Charlotte... Represented Russia at the 2007 World Junior Championship, winning bronze... Also played for Russia at the 2007 U-18 World Junior Championship... Played three seasons for Chelyabinsk from 2006-2009, totaling 37 points (19g, 18a) in 107 games on the top Russian level... Completed his first season in North America in 2009-10, skating in four NHL games with the Panthers, and earning 40 points (17g, 23a) in 76 games with Rochester (AHL)... Made his NHL debut vs. OTT (4/6/10)... Totaled 17 points (8g, 9a) in 36 NHL games with Florida in 2010-

11, and represented Florida at the 2011 NHL All-Star Game in Raleigh as one of 12 rookies selected to participate... Earned first NHL point with an assist vs. COL (12/7/10)... Netted his first NHL goal Dec. 15 vs. CAR (12/15/10)... Had his first NHL multi-point game with two assists vs. BUF (12/17/10)... Netted two goals in his return to action vs. NYI (3/19) after missing 21 games with a broken finger, his first career multi-goal game... Also skated in 24 AHL games with Rochester in 2010-11, recording 16 points (8g, 8a)... Split the season 2011-12 between Florida (NHL), San Antonio (AHL) and Charlotte (AHL), earning three points (2g, 1a) in 15 NHL games with Florida... **2012-13:** Led Donbass Donetsk in assists (24) and points (38) in his second KHL season... Was third on the team in plus/minus (+7).

CAREER STATS

YEAR	TEAM	LEAGUE	REGULAR SEASON					PLAYOFFS				
			GP	G	A	TP	PIM	GP	G	A	TP	PIM
2006-07 (a)	Chelyabinsk	Russia	24	1	1	2	8	—	—	—	—	—
	Chelyabinsk 2	Russia-3	4	2	0	2	14	—	—	—	—	—
2007-08	Chelyabinsk	Russia	43	7	13	20	20	2	0	0	0	0
	Chelyabinsk 2	Russia-3	12	4	7	11	32	—	—	—	—	—
2008-09	Russia	WJC	7	0	0	0	4	—	—	—	—	—
	Chelyabinsk	KHL	40	11	4	15	8	3	0	0	0	2
2009-10	Russia	WJC	7	2	5	7	2	—	—	—	—	—
	Florida	NHL	4	0	0	0	0	—	—	—	—	—
2010-11	Rochester	AHL	76	17	23	40	36	7	0	1	1	0
	Florida	NHL	36	8	9	17	14	—	—	—	—	—
2011-12 (b)	Rochester	AHL	24	8	8	16	4	—	—	—	—	—
	Florida	NHL	15	2	1	3	2	—	—	—	—	—
2012-13 (c)	San Antonio	AHL	20	5	4	9	4	—	—	—	—	—
	Charlotte	AHL	35	3	16	19	6	—	—	—	—	—
NHL Totals (3 Seasons)			55	10	10	20	16	—	—	—	—	—

(a) June 23, 2007—Selected by the Florida Panthers in the 2007 NHL Entry Draft. Third Panthers pick, 71st overall, third round.

(b) Jan. 18, 2012—Acquired by the Carolina Hurricanes along with A.J. Jenks in exchange for Jon Matsumoto and Mattias Lindstrom.

(c) July 4, 2012—Signed as a free agent by Donbass Donetsk (KHL).



PHIL Di GIUSEPPE

Left Wing • Shoots Left

6'0" • 197 lbs.

10/9/93 • Maple, Ont.

Acquired: 2012 NHL Draft

2012-13 Team: Michigan (CCHA)

Drafted: Carolina 2012 (1-38-2)

CAREER

Was Carolina's first pick (second round, 38th overall) in the 2012 NHL Draft... Had 54 points (20g, 34a) and 50 penalty minutes in 80 career college games with Michigan (CCHA) entering the 2013-14 season... Represented Canada in the 2012 Canada-Russia Challenge, along with fellow Hurricanes' prospect Ryan Murphy... Prior to his collegiate career, spent two seasons playing for the Villanova Knights of the Ontario Junior Hockey League from 2009-11... Earned 47 points (16g, 31a) in 56 regular-season games and four points (1g, 3a) in six playoff games for the Knights in 2009-10... Had 63 points (24g, 39a) in 49 regular-season games and 16 points (6g, 10a) in 10 playoff games during his second season with Villanova in 2010-11... Scored 11 goals and added 15 assists (26 points) during his freshman season at Michigan in 2011-12... Ranked second among Michigan rookies in goals, assists and points... Was a 2011-12 CCHA

All-Rookie Team Honorable Mention selection... Made his Michigan debut vs. Niagara (10/4/11)... Earned his first point with an assist vs. Bentley (10/7/11)... Netted the first two goals of his college career, including the game-winner, vs. Bentley (10/8/11)... Named CCHA Rookie of the Month for October 2011 and Rookie of the Week for the week ending 10/31/11... **2012-13:** Totaled 28 points (9g, 19a) in 40 games during his sophomore season at Michigan... Registered consecutive multi-point efforts vs. RIT (10/12: 1g, 1a) and vs. Bentley (10/19: 0g, 2a)... Earned a pair of assists vs. Bowling Green (11/21)... Had a goal and an assist vs. Michigan State (12/30)... Set a career high with three assists vs. Michigan State (2/1)... Earned three points (1g, 2a) during Michigan's two-game sweep at Ohio State (2/22-2/23).

CAREER STATS

YEAR	TEAM	LEAGUE	REGULAR SEASON					PLAYOFFS				
			GP	G	A	TP	PIM	GP	G	A	TP	PIM
2008-09	Vaughan	GTHL	41	16	17	33	19	—	—	—	—	—
2009-10	Villanova	OJHL	56	16	31	47	44	6	1	3	4	0
2010-11	Villanova	OJHL	49	24	39	63	25	10	6	10	16	6
2011-12 (a)	Michigan	CCHA	40	11	15	26	18	—	—	—	—	—
2012-13	Michigan	CCHA	40	9	19	28	32	—	—	—	—	—
CCHA Totals (2 Seasons)			80	20	34	54	50	—	—	—	—	—

(a) June 23, 2012—Selected by the Carolina Hurricanes in the 2012 NHL Draft. First Hurricanes pick, 38th overall, second round.



TYLER GANLY

Defenseman • Shoots Right
6'1" • 201 lbs.
3/22/95 • Milton, Ont.

Acquired: 2013 NHL Draft
2012-13 Team: Sault Ste. Marie (OHL)
Drafted: Carolina 2013 (4-156-6)

CAREER


Selected by the Hurricanes in the sixth round (156th overall) in the 2013 NHL Draft... Had 17 points (0g, 17a) and 64 penalty minutes in 62 career Ontario Hockey League (OHL) games with Sault Ste. Marie entering 2013-14... Was named an alternate captain for the Greyhounds for 2013-14... Was selected by Sault Ste. Marie in the fifth round (87th overall) in the 2011 OHL Priority Draft... Spent most of the 2010-11 season with the Toronto Junior Canadiens minor midget AAA team, totaling 44 points (14g, 30a) in 84 Greater Toronto Hockey League (GTHL) games... Participated in the 2011 U17 Provincial Camp in Thunder Bay... Served as an alternate captain for the Toronto Junior Canadiens midget AAA team in 2011-12, totaling 24 points (9g, 15a) in 39 GTHL games... Represented the Junior Canadiens in the 2012

GTHL All-Star Game... **2012-13:** Completed his first season of major junior hockey with Sault Ste. Marie, notching 17 assists and a (+2) rating in 62 games... Was tied for fifth on the team in penalty minutes (64)... Helped the Greyhounds earn their first playoff berth in three seasons, finishing second in the West Division... Made his OHL debut vs. Plymouth (9/21)... Earned his first OHL point with an assist vs. Saginaw (10/3)... Had a three-game assist streak from 11/11-11/18, including his first career multi-point effort with two helpers vs. Brampton (11/16)... Also had a two-assist game vs. Kitchener (3/16)... Played all six games of Sault Ste. Marie's first-round playoff series against Owen Sound.

CAREER STATS

YEAR	TEAM	LEAGUE	REGULAR SEASON					PLAYOFFS				
			GP	G	A	TP	PIM	GP	G	A	TP	PIM
2010-11	Tor. Jr. Canadiens	GTHL	84	14	30	44	44	—	—	—	—	—
	Tor. Canadiens	Ont.-Jr. A	2	0	1	1	0	—	—	—	—	—
2011-12	Tor. Jr. Canadiens	GTHL	39	9	15	24	60	10	2	4	6	4
	Brampton Capitals	Ont.-Jr. A	7	0	1	1	0	—	—	—	—	—
2012-13 (a)	Sault Ste. Marie	OHL	62	0	17	17	64	6	0	0	0	0
OHL Totals (1 Season)			62	0	17	17	64	6	0	0	0	0

(a) June 30, 2013—Selected by the Carolina Hurricanes in the 2013 NHL Draft. Fourth Hurricanes pick, 156th overall, sixth round.



GREGORY HOFMANN

Center • Shoots Left
6'0" • 178 lbs.
11/13/92 • Tramelan, Switzerland

Acquired: 2011 NHL Entry Draft
2012-13 Team: Davos (Swiss)
Drafted: Carolina 2011 (4-103-4)

CAREER

Had earned 45 points (24g, 21a) in 125 career games in the Swiss National League entering 2013-14... Was ranked 11th among European skaters by Central Scouting heading into the 2011 NHL Entry Draft... Has represented Switzerland in a number of international tournaments... Earned six points (2g, 4a) and was (+3) at the 2009 Five Nations Cup... Totaled two points (1g, 1a) in three games at the 2010 Four Nations Cup... Ranked tied for fourth in the tournament with five goals in six games at the 2010 U-18 World Junior Championship in Belarus, helping the Swiss to a fifth-place finish — their best result at the tournament in 10 years... Scored two of Switzerland's eight goals in an 8-3 victory against Canada West in the bronze medal game of the 2010 World Junior A Challenge in Penticton, British Columbia, finishing

the tournament ranked second among all skaters in goals (4) and tied for third in points (6)... Was tied for second among Swiss skaters with four points (1g, 3a) at the 2011 World Junior Championship in Buffalo, as Switzerland advanced to the medal round before falling to Canada in the quarterfinals... Totaled two points (1g, 1a) in six games during the 2012 World Junior Championship in Canada... Had six points (5g, 1a) in 34 games with HC Ambri-Piotta, skating as a 19-year-old in Switzerland's National League in 2011-12... **2012-13:** Established Swiss National League career highs in games played (49), goals (16), assists (11), points (27) and penalty minutes (20), playing for HC Davos... Earned two assists in seven playoff games as Davos was eliminated by the ZSC Lions in the opening round.

CAREER STATS

YEAR	TEAM	LEAGUE	REGULAR SEASON					PLAYOFFS				
			GP	G	A	TP	PIM	GP	G	A	TP	PIM
2006-07	Chaux-de-Fonds Jr.	Swiss Jr.	2	0	0	0	0	—	—	—	—	—
2007-08	Luzern U17	Swiss U17	6	2	5	7	14	—	—	—	—	—
	Ambri U17	Swiss U17	22	14	11	25	64	5	4	3	7	20
2008-09	Ambri Jr.	Swiss Jr.	11	4	1	5	6	8	0	0	0	2
	Ambri U17	Swiss U17	20	9	16	25	42	—	—	—	—	—
	Ambri Jr.	Swiss Jr.	22	10	7	17	26	2	0	0	0	2
2009-10	Ambri Jr.	Swiss Jr.	34	25	30	55	20	3	1	2	3	6
	Ambri	Swiss	1	0	0	0	0	1	0	0	0	0
2010-11 (a)	Ambri Jr.	Swiss Jr.	2	2	0	2	2	—	—	—	—	—
	Ambri	Swiss	41	3	9	12	2	12	0	2	2	2
	Ambri	Swiss-Q	—	—	—	—	—	5	1	2	3	2
2011-12	Ambri	Swiss	34	5	1	6	6	8	1	0	1	0
	Ambri	Swiss-Q	—	—	—	—	—	4	1	1	2	2
	Ambri	Swiss-Jr.	7	3	1	4	2	2	2	0	2	0
2012-13	Davos	Swiss	49	16	11	27	20	7	0	2	2	0
Swiss Totals (4 Seasons)			125	24	21	45	28	28	1	2	3	2

(a) June 25, 2011—Selected by the Carolina Hurricanes in the 2011 NHL Entry Draft. Fourth Hurricanes pick, 103rd overall, fourth round.



ERIK KARLSSON

Left Wing • Shoots Left

6'0" • 170 lbs.

7/28/94 • Lerum, Sweden

Acquired: 2012 NHL Draft

2012-13 Teams: Frolunda (Sweden), Karlskrona (Swe-2)

Drafted: Carolina 2012 (4-99-4)

CAREER

Selected by the Hurricanes in the fourth round (99th overall) of the 2012 NHL Draft... Had played five career games with Frolunda in the Swedish Elite League entering 2013-14... Had 81 points (28g, 53a) in 116 career games with Frolunda Jr. of Sweden's junior league... Also skated in 43 games with Frolunda's under-18 team between 2009-2012, earning 57 points (25g, 32a)... Earned five points (2g, 3a) in six games as Sweden captured the silver medal at the 2012 U18 World Junior Championship in the Czech Republic... Also won silver with Sweden at the 2011 Ivan Hlinka Tournament and played in the 2011 World

Junior A Challenge, the 2012 U-18 5 Nations Cup and the 2013 4 Nations Cup... Spent most of the 2011-12 with Frolunda Jr. of Sweden's junior league, notching 14 goals and 19 assists (33 points) in 47 games...

2012-13: Scored 10 goals and added 25 assists (35 points) in 40 games with Frolunda Jr... Also made his Swedish Elite League debut, appearing in five games for Frolunda, and skated in two games, earning one assist, with Karlskrona of the Swedish second division.

CAREER STATS

REGULAR SEASON								PLAYOFFS				
YEAR	TEAM	LEAGUE	GP	G	A	TP	PIM	GP	G	A	TP	PIM
2009-10	Frolunda U18	Swe-U18	13	2	3	5	2	1	0	0	0	27
2010-11	Frolunda U18	Swe-U18	26	20	22	42	12	4	1	1	2	4
	Frolunda Jr.	Swe-Jr.	29	4	9	13	41	7	1	1	2	4
2011-12 (a)	Frolunda U18	Swe-U18	4	3	7	10	8	4	2	3	5	4
	Frolunda Jr.	Swe-Jr.	47	14	19	33	70	2	0	0	0	0
2012-13	Frolunda	Sweden	5	0	0	0	0	—	—	—	—	—
	Karlskrona	Sweden-2	2	0	1	1	0	—	—	—	—	—
	Frolunda Jr.	Swe-Jr.	40	10	25	35	48	6	1	5	6	0
Sweden-Jr. Totals (3 Seasons)			116	28	53	81	159	15	2	6	8	4

(a) June 23, 2012—Selected by the Carolina Hurricanes in the 2012 NHL Draft. Fourth Hurricanes pick, 99th overall, fourth round.



TOMMI KIVISTO

Defenseman • Shoots Left

6'2" • 200 lbs.

6/7/91 • Vantaa, Finland

Acquired: 2009 NHL Entry Draft

2012-13 Teams: Charlotte (AHL), Florida (ECHL)

Drafted: Carolina 2009 (6-208-7)

CAREER

Had appeared in 17 career American Hockey League (AHL) games with Charlotte entering 2013-14, earning two assists... Had 11 assists and 42 penalty minutes in 86 career games with Jokerit in Finland's top league, SM-Liiga... Signed a three-year, entry-level contract with the Hurricanes on 6/1/11... Is from the same hometown as Hurricanes forward Tuomo Ruutu, who also played in the Jokerit system... Has represented Finland in more than a dozen international tournaments including the 2009 and 2010 World Junior Championships and the 2008 U-18 World Junior Championship... Played one season of junior hockey in Canada with Red Deer (WHL), ranking second among Rebels defensemen in scoring with 22 points (1g, 21a) in 65 games in 2008-09... Saw his first action in Finland's top league in 2009-10, notching two assists in 22 games with Jokerit (SM-Liiga)... Set career highs in games played (38) and penalty minutes (22) for Jokerit in 2010-11... Appeared in all seven of Jokerit's 2011 playoff games,


as they were edged in seven games by eventual SM-Liiga champion Helsinki IFK in the quarterfinals... Earned a career-high seven assists in 26 games with Jokerit in 2011-12... 2012-13: Completed his first season of professional hockey in North America, splitting the year between Charlotte (AHL) and Florida (ECHL)... Earned two assists in 17 AHL games with the Checkers... Had 15 points (4g, 11a) and 59 penalty minutes in 48 games on the ECHL level... Assisted on the overtime game-winner in his North American professional debut for Florida vs. Orlando (10/12)... Scored his first ECHL goal and added an assist for his first career multi-point game vs. South Carolina (10/24)... Made his AHL debut at San Antonio (11/18)... Recorded his first AHL point with an assist at Houston (1/13)... Totaled six points (1g, 5a) in 12 ECHL playoff games as Florida advanced to the conference semifinal before falling to Reading.

CAREER STATS

REGULAR SEASON								PLAYOFFS				
YEAR	TEAM	LEAGUE	GP	G	A	TP	PIM	GP	G	A	TP	PIM
2006-07	Jokerit U18	Fin-U18	24	0	2	2	10	—	—	—	—	—
2007-08	Jokerit U18	Fin-U18	26	6	10	16	50	4	0	3	3	4
	Jokerit Jr.	Fin-Jr.	9	2	0	2	4	4	0	3	3	2
2008-09 (a)	Red Deer	WHL	65	1	21	22	49	—	—	—	—	—
2009-10	Suomi U20	Finland-2	2	0	0	0	2	—	—	—	—	—
	Jokerit	Finland	22	0	2	2	12	3	0	0	0	0
	Kiekko-Vantaa	Finland-2	2	0	0	0	2	—	—	—	—	—
	Jokerit Jr.	Fin-Jr.	18	2	5	7	58	2	0	0	0	0
2010-11 (b)	Suomi U20	Finland-2	4	0	1	1	0	—	—	—	—	—
	Jokerit Jr.	Finland-Jr.	5	0	6	6	8	—	—	—	—	—
	Kiekko-Vantaa	Finland-2	5	1	2	3	0	—	—	—	—	—
2011-12	Jokerit	Finland	38	0	5	5	22	7	0	0	0	16
	Jokerit	Finland	26	0	4	4	8	—	—	—	—	—
	K-Vantaa	Finland-2	20	5	7	12	22	4	1	1	2	2
2012-13	Charlotte	AHL	17	0	2	2	12	—	—	—	—	—
	Florida	ECHL	48	4	11	15	59	12	1	5	6	18
Finland Totals (3 Seasons)			86	0	11	11	42	10	0	0	0	16

(a) June 27, 2009—Selected by the Carolina Hurricanes in the 2009 NHL Entry Draft. Sixth Hurricanes pick, 208th overall, seventh round.

(b) June 1, 2011—Signed by the Carolina Hurricanes to a three-year, entry-level contract.



AUSTIN LEVI

Defenseman • Shoots Left
6'4" • 212 lbs.
2/16/92 • Columbus, OH

Acquired: 2010 NHL Entry Draft
2012-13 Team: Plymouth (OHL)
Drafted: Carolina 2010 (5-85-3)

CAREER

Signed by the Hurricanes to a three-year, entry-level contract on 3/16/12... Completed his junior hockey career with 86 points (16g, 70a) and 302 penalty minutes in 268 career games with Plymouth of the Ontario Hockey League (OHL)... Participated in the 2011 U.S. Junior Team Evaluation Camp in August 2011... Was born in Columbus, OH, but grew up in Denver, CO... His family moved to Michigan when he was 14 so he could be a part of the Compuware youth hockey program... Had five assists and 33 penalty minutes for the Detroit Compuware U-16 squad in the Midwest Elite Hockey League (MWEHL) in 2007-08... Began his OHL season for Plymouth in 2008-09, skating in 12 regular-season and five playoff games with the Whalers... Made his OHL debut at Sault Ste. Marie (9/26/08)... Notched his first OHL point with an assist vs. Belleville (2/7/09)... Named Plymouth's Most Improved Player after earning 12 points (3g, 9a) and a plus-10 rating in 68 games during his second OHL season in 2009-10... Netted his first career


OHL goal vs. Sarnia (11/6/09)... Ranked second among Whalers defensemen in scoring with 25 points (6g, 19a) in 66 regular-season games in 2010-11, and was second on the team in plus/minus (+17) and third on the team in penalty minutes (87)... Established OHL career highs in assists (25) and points (30) in 2011-12... **2012-13:** Completed his final season of junior hockey with Plymouth, totaling 17 points (2g, 15a) in 58 games... Was fifth among Whalers skaters in plus/minus (+31)... Had multi-assist games vs. Oshawa (12/8) and vs. Sarnia (2/23)... Was a season-high (+4) three times: vs. Sarnia (1/26), vs. Owen Sound (2/29) and at Saginaw (2/13)... Earned three assists in 15 OHL playoff games as Plymouth advanced to the conference final before falling to London... Joined Charlotte (AHL) at the end of his OHL season and was a healthy extra for three Calder Cup playoff games.

CAREER STATS

			REGULAR SEASON					PLAYOFFS				
YEAR	TEAM	LEAGUE	GP	G	A	TP	PIM	GP	G	A	TP	PIM
2007-08	Det. Compuware	MWEHL	22	0	5	5	33	—	—	—	—	—
2008-09	Plymouth	OHL	12	0	2	2	4	5	0	0	0	5
2009-10 (a)	Plymouth	OHL	68	3	9	12	116	9	0	0	0	8
2010-11	Plymouth	OHL	66	6	19	25	87	11	1	4	5	8
2011-12 (b)	Plymouth	OHL	64	5	25	30	46	13	2	8	10	10
2012-13	Plymouth	OHL	58	2	15	17	49	15	0	3	3	14
OHL Totals (5 Seasons)			268	16	70	86	302	53	3	15	18	45

(a) June 26, 2010—Selected by the Carolina Hurricanes in the 2010 NHL Entry Draft. Fifth Hurricanes pick, 85th overall, third round.

(b) March 16, 2012—Signed by the Carolina Hurricanes to a three-year, entry-level contract.



ELIAS LINDHOLM

Center/Right Wing • Shoots Right
6'1" • 192 lbs.
12/2/94 • Boden, Sweden

Acquired: 2013 NHL Draft
2012-13 Team: Brynas (Sweden)
Drafted: Carolina 2013 (1-5-1)

CAREER

Selected by Carolina with the fifth overall pick in the 2013 NHL Draft... Signed a three-year, entry-level contract with the Hurricanes on 7/15/13... Played 60 career games with Brynas of the Swedish Elite League, totaling 30 points (11g, 19a)... Has represented Sweden in a number of international tournaments, helping Sweden capture silver at both the 2012 U18 World Junior Championship and 2013 World Junior Championship... His father, Mikael, played for the Los Angeles Kings during the 1989-90 season, and also played professionally in the AHL, IHL and leagues in Sweden and Germany... Started playing hockey in Germany at the age of three while his father was playing for the Hannover Scorpions... Elias played 53 games for the U18 team in Brynas between 2009 and 2012, totaling 78 points (22g, 56a)... Ranked second on the Brynas U18 squad in scoring in 2010-11, earning 61 points (17g, 44a) in 40 games... Spent most of the 2011-12 season with Brynas Jr., totaling 49 points (14g, 35a) and a plus-24

rating in 36 games played... Made his Swedish Elite League debut for Brynas vs. Timra (12/3/11), one day after his 17th birthday... Appeared in 12 regular-season games and two playoff games on Sweden's top level in 2011-12... **2012-13:** Played his first full season in the Swedish Elite League (SEL) with Brynas, ranking third on the team in scoring with 30 points (11g, 19a) despite being the youngest player on the roster... Was one of only two Brynas skaters to finish the season with positive plus/minus rating (+1)... Had six multi-point games... Was a finalist for the league's Rookie of the Year award, leading all junior-aged players in scoring... Earned his first SEL point with an assist at Linköping (9/22)... Scored his first SEL goal at Timra (9/29)... Had three consecutive multi-point efforts from 10/9-10/13 (3g, 5a), including back-to-back three-point games at Rogle (10/9: 1g, 2a) and at Skelleftea (10/11: 1g, 2a)... Had his first multi-goal game at MODO (2/28)... Appeared in all four playoff games as Brynas was swept by Skelleftea.

CAREER STATS

			REGULAR SEASON					PLAYOFFS				
YEAR	TEAM	LEAGUE	GP	G	A	TP	PIM	GP	G	A	TP	PIM
2009-10	Brynas U18	Swe-U18	9	4	6	10	0	—	—	—	—	—
2010-11	Brynas Jr.	Swe-Jr.	2	0	0	0	0	2	0	1	1	0
	Brynas U18	Swe-U18	40	17	44	61	32	4	3	3	6	29
2011-12	Brynas	Sweden	12	0	0	0	0	2	0	0	0	0
	Brynas Jr.	Swe-Jr.	36	14	35	49	45	2	1	1	2	16
	Brynas U18	Swe-U18	4	1	6	7	0	3	1	2	3	0
2012-13 (a,b)	Brynas	Sweden	48	11	19	30	2	4	0	0	0	4
Swedish Elite League totals (2 seasons)			60	11	19	30	2	6	0	0	0	4

(a) June 30, 2013—Selected by the Carolina Hurricanes in the 2013 NHL Entry Draft. First Hurricanes pick, fifth overall, first round.

(b) July 15, 2013—Signed by the Carolina Hurricanes to a three-year, entry-level contract.



KEEGAN LOWE

Defenseman • Shoots Left
6'2" • 195 lbs.
3/29/93 • Greenwich, CT

Acquired: 2011 NHL Entry Draft
2012-13 Team: Edmonton (WHL)
Drafted: Carolina 2011 (3-73-3)

CAREER

Was selected by Carolina in the third round (73rd overall) of the 2011 NHL Draft and signed to a three-year, entry-level contract on 3/14/13... Totaled 92 points (22g, 70a) and 470 penalty minutes in 276 career regular-season games with Edmonton in the Western Hockey League (WHL)... Participated in the 2010 NHL Research, Development and Orientation Camp in Toronto... Represented the United States at the 2010 Ivan Hlinka Memorial Tournament, appearing in five games... His father, Kevin, played 19 NHL seasons as a defenseman with the Edmonton Oilers and New York Rangers, and was a six-time Stanley Cup champion and seven-time NHL All-Star... Kevin currently serves as President of Hockey Operations for the Oilers... Keegan's mother, Karen Percy, was a two-time bronze-medalist in Alpine skiing for Canada at the 1988 Winter Olympics in Calgary... Played two seasons of prep hockey at Shattuck-St. Mary's prior to beginning his major junior career with Edmonton (WHL)... Totaled 14 points (2g, 12a) in 69 games during his rookie season with the Oil Kings... Made his WHL debut vs. Calgary (9/19/09)... Earned his first WHL point with an assist at Kootenay (9/23/09) and his first WHL goal at Brandon (12/12/09)... Was third among Edmonton Oil Kings defensemen in scoring with 24 points (2g, 22a) in 71 games during his second WHL season in 2010-11... Led all Oil Kings skaters and was ninth among WHL defensemen in plus/minus (+33) in 2010-11... Scored one goal in four playoff games as Edmonton was swept by Red Deer in the first round of the 2011 playoffs... Had 23 points (3g, 20a) and a plus-17 rating in 72 games


for Edmonton in 2011-12, helping the Oil Kings win 50 games and capture the regular season conference title... Led the team in penalty minutes (139)... Played in all 20 of the Oil Kings' 2012 playoff games, totaling seven points (3g, 4a) and 44 penalty minutes... Edmonton finished the regular season on an 11-game winning streak, and carried the streak through its first 14 playoff games, ultimately topping Portland in seven games to win the 2012 WHL championship... Scored the game-winning goal in Game 2 vs. Kootenay (3/25/12)... Scored one goal in four games during the 2012 Memorial Cup, as Edmonton beat host and eventual champion Shawinigan before dropping three consecutive games... **2012-13:** Set WHL career highs in goals (15), points (31) and penalty minutes (148) in 64 games with the Oil Kings... Was named to the WHL East Second All-Star Team... Led the team and ranked second among WHL defensemen and sixth among WHL skaters in penalty minutes (148)... Was tied for first among Oil Kings skaters and was tied for eighth among WHL blueliners in plus/minus (+38)... Led Edmonton defensemen and was tied for ninth among WHL defensemen in goals (15)... Had a Gordie Howe hat trick (goal, assist, fight) in the season opener vs. Kootenay (9/20)... Earned four multi-assist games... Had his first career multi-goal game with a pair of tallies vs. Brandon (12/31)... Registered a four-game point streak from 1/17-1/22 (0g, 4a)... Totaled one goal and seven assists (8 points) and was plus-10 in 22 playoff games as Edmonton advanced to the WHL Final before falling to Portland in six games.

CAREER STATS

YEAR	TEAM	LEAGUE	REGULAR SEASON					PLAYOFFS				
			GP	G	A	TP	PIM	GP	G	A	TP	PIM
2008-09	Shattuck U-16	High-MN	55	7	26	33	77	—	—	—	—	—
2009-10	Edmonton	WHL	69	2	12	14	60	—	—	—	—	—
2010-11 (a)	Edmonton	WHL	71	2	22	24	123	4	1	0	1	4
2011-12	Edmonton	WHL	72	3	20	23	139	20	3	4	7	44
2012-13 (b)	Edmonton	WHL	64	15	16	31	148	22	1	7	8	28
WHL Totals (4 Seasons)			276	22	70	92	470	46	5	11	16	76

(a) June 25, 2011—Selected by the Carolina Hurricanes in the 2011 NHL Entry Draft. Third Hurricanes pick, 73rd overall, third round.

(b) March 14, 2013—Signed by the Carolina Hurricanes to a three-year, entry-level contract.



BROCK McGINN

Left Wing • Shoots Left
5'11" • 185 lbs.
2/2/94 • Fergus, Ont.

Acquired: 2012 NHL Draft
2012-13 Teams: Guelph (OHL), Charlotte (AHL)
Drafted: Carolina 2012 (2-47-2)

CAREER

Selected by the Hurricanes in the second round (47th overall) of the 2012 NHL Draft and signed a three-year, entry level contract with Carolina in 4/3/13... Totaled 87 points (50g, 37a) and 134 penalty minutes in 169 career games with Guelph in the Ontario Hockey League (OHL)... Is the younger brother of Colorado Avalanche forward Jamie McGinn and Philadelphia Flyers forward Tye McGinn... Was coached by former Carolina forward Scott Walker in Guelph... Played for the Guelph Junior Storm prior to beginning his OHL career in 2010-11... Had 14 points (10g, 4a) and 38 penalty minutes during his rookie OHL season in 2010-11... Made his OHL debut vs. Owen Sound (9/24/10)... Earned his first OHL point with an assist vs. Sault Ste. Marie (10/17/10)... Scored his first OHL goal at Erie (11/10/10)... Served as an alternate captain for Guelph in 2011-12, notching 12 goals and earning seven assists (19 points) in 33 games... Missed more

than two months of action after suffering a wrist injury in December 2011... Had two points (1g, 1a) in six OHL playoff games as Guelph fell to Plymouth in the opening round... **2012-13:** Established OHL career highs in goals (28), assists (26), points (54) and penalty minutes (71) in 68 games for Guelph... Ranked second among Storm skaters in goals and fourth in points, registering a plus-7 plus/minus rating... Had 12 multi-point games... Scored a goal and earned two assists vs. Erie (11/23)... Netted a pair of goals and was (+3) at Erie (12/28)... Had a six-game, goal-scoring streak from 1/13-1/26 (8g), including multi-goal efforts at Peterborough (1/17) and vs. Owen Sound (1/25)... Earned his first career hat trick with three goals including the shorthanded game-winner vs. Niagara (2/22)... Had points in each of his three playoff games, including a two-goal effort on 3/29, as Guelph was eliminated by Kitchener.

CAREER STATS

YEAR	TEAM	LEAGUE	REGULAR SEASON					PLAYOFFS				
			GP	G	A	TP	PIM	GP	G	A	TP	PIM
2010-11	Guelph	OHL	68	10	4	14	38	6	0	0	0	2
2011-12 (a)	Guelph	OHL	33	12	7	19	25	6	1	1	2	8
2012-13 (b)	Guelph	OHL	68	28	26	54	71	3	2	2	4	11
	Charlotte	AHL	4	0	0	0	0	2	0	0	0	2
OHL Totals (3 Seasons)			169	50	37	87	134	15	3	3	6	21

(a) June 23, 2012—Selected by the Carolina Hurricanes in the 2012 NHL Draft. Second Hurricanes pick, 47th overall, second round.

(b) April 3, 2013—Signed by the Carolina Hurricanes to a three-year, entry-level contract.



MIKE MURPHY

Goaltender • Catches Left
5'11" • 172 lbs.
1/15/89 • Kingston, Ont.

Acquired: 2008 NHL Entry Draft
2012-13 Teams: Spartak (KHL), Charlotte (AHL)
Drafted: Carolina 2008 (4-165-6)

CAREER

Signed a one-year, two-way contract with Carolina on 7/11/13... Had a record of 49-36-5 with a 2.69 goals-against average in 97 career American Hockey League (AHL) games with Charlotte and Albany entering 2013-14 and is Charlotte's all-time leader in games played by a goaltender (77) and wins (39)... Had appeared in two NHL games entering 2013-14, holding a record of 0-1-1 despite not allowing a goal... Completed four seasons in the Ontario Hockey League (OHL) with Belleville prior to turning pro, establishing Bulls career regular-season franchise records for wins (85), shutouts (8), goals-against average (2.42) and save percentage (.929)... Also holds Belleville's franchise record for most playoff wins (24)... Participated in the OHL All-Star Classic in 2008 and 2009, as well as the 2008 ADT Canada-Russia Challenge... Was named OHL Goaltender of the Month five times in his junior career, and was the first netminder to ever win the OHL Goaltender of the Year award in consecutive seasons (2007-08, 2008-09)... Was an OHL First Team All-Star in 2007-08 and 2008-09, and Belleville's team MVP each of those seasons... Led the OHL in goals-against average (2.24) and save percentage (.929) in 2007-08, helping Belleville capture the Eastern Conference regular-season title... Played in 19 of Belleville's 21 playoff games in 2008, leading the Bulls to the OHL Finals with a record of 14-4, a goals-against average of 2.32 and one shutout... After falling to host Kitchener in the OHL Finals, Belleville advanced to the 2008 Memorial Cup, where he went 2-1-1, with a 4.73 goals-against average... Was named the Goaltender of the Year for the entire Canadian Hockey League in 2008-09, after posting career-bests in wins (40), goals-against average (2.08), shutouts (5) and save percentage (.941)... Established Belleville franchise records in each of those categories... Led the OHL in goals-against average (2.08) and save percentage (.941) for the second-consecutive season... Was also named a 2008-09 CHL First Team All-Star... Was 10-7 with a 2.56

goals-against average and .916 save percentage in 17 playoff games, as Belleville advanced to the 2009 Conference Finals... Played in 20 AHL games for Albany during his first professional season in 2009-10, posting a 10-9-0 record with a 2.81 goals against average and a .924 save percentage... Made his pro debut and stopped 28 shots for his first career win vs. Rochester (10/10/09)... Recorded his first career professional shutout at Adirondack (12/31/09)... Led Charlotte (AHL) in goals-against average (2.53) and shutouts (2), earning 21 wins in 39 games during his second pro season in 2010-11... Was 7-7 with a 2.57 goals-against average in 14 Calder Cup Playoff games in 2011, helping Charlotte reach the conference final... Earned his first career playoff win vs. Hershey (4/20/11) and first playoff shutout vs. Wilkes-Barre/Scranton (5/4/11)... Led Charlotte in games played (37), minutes played (2,039) and wins (18) in 2011-12... Earned his first career NHL recall on 12/6/11 and made his NHL debut in relief at CGY (12/6/11), stopping both shots he faced in 8:37 of game action... Became the first goaltender in league history to record an NHL loss before allowing an NHL goal after the Calgary's empty-net tally when he was the goalie of record became the game-winning goal... **2012-13:** Began the season with Spartak Moscow of the Kontinental Hockey League (KHL) before joining Charlotte (AHL) in March... Played seven games with Spartak after signing a two-year contract as an NHL restricted free agent, posting a 4.34 goals-against average and .877 save percentage... Was released by Spartak on 11/2... Signed a professional tryout contract with Charlotte on 3/26... Made his AHL season debut at Milwaukee (4/19), making 30 saves in the loss... Entered Game 4 of the Checkers' first-round playoff series vs. Oklahoma City (5/3) in relief of Rob Madore and stopped 16 of 20 shots.

CAREER STATS

REGULAR SEASON									PLAYOFFS					
YEAR	TEAM	LEAGUE	GP	MIN	GA	SO	GAA	W-L-OT	GP	MIN	GA	SO	GAA	W-L
2005-06	Belleville	OHL	3	93	9	0	5.81	1-1-0	—	—	—	—	—	—
	Kingston	OPJHL	33	1853	102	3	3.30	16-13-2	4	174	19	0	6.55	0-3
2006-07	Belleville	OHL	18	995	61	0	3.68	8-6-2	—	—	—	—	—	—
2007-08 (a)	Belleville	OHL	49	2942	110	3	2.24	36-7-4	19	1085	42	1	2.32	14-4
2008-09 (b)	Belleville	OHL	54	3169	110	5	2.08	40-9-4	17	1007	43	0	2.56	10-7
2009-10	Albany	AHL	20	1109	52	2	2.81	10-9-0	—	—	—	—	—	—
2010-11	Charlotte	AHL	39	2159	91	2	2.53	21-11-3	14	817	35	1	2.57	7-7
2011-12	Carolina	NHL	2	36	0	0	0.00	0-1-0	—	—	—	—	—	—
	Charlotte	AHL	37	2039	93	1	2.74	18-15-2	—	—	—	—	—	—
2012-13 (c)	Spartak	KHL	7	—	—	—	4.34	—	—	—	—	—	—	—
	Charlotte	AHL	1	60	5	0	5.04	0-1-0	1	35	4	0	6.95	0-0
AHL Totals (4 Seasons)			97	5367	241	5	2.69	49-36-5	15	852	39	1	2.75	7-7

(a) June 21, 2008—Selected by the Carolina Hurricanes in the 2008 NHL Entry Draft. Fourth Hurricanes pick, 165th overall, sixth round.
(b) March 18, 2009—Signed by the Carolina Hurricanes to a three-year, entry-level contract.
(c) June 6, 2012—Signed by Spartak Moscow (KHL) as a free agent.



COLLIN OLSON

Goaltender • Catches Left
6'3" • 205 lbs.
4/4/94 • Burnsville, MN

Acquired: 2012 NHL Draft
2012-13 Team: Ohio State (CCHA)
Drafted: Carolina 2012 (8-159-6)

CAREER

Selected by the Hurricanes in the sixth round (159th overall) of the 2012 NHL Draft... Was 2-3-1 with a 3.09 goals-against average in nine career games for Ohio State (CCHA) entering 2013-14... Attended the United States National Junior Evaluation Camp in August 2013... Spent two years in the United States National Team Development Program from 2010-2012... Completed his United States Hockey League (USHL) career with the USNTDP with a record of 17-14-3 with a 2.71 goals-against average... Has competed in a number of international competitions with the United States... Was chosen as the Best Goaltender at the 2012 IIHF U-18 World Junior Championship in the Czech Republic, leading the United States to the gold medal with a record of 5-0, a 0.80 goals-against average and three shutouts... The three shutouts included a 7-0 victory in the gold-medal game

against Sweden, and matched Jack Campbell's record... Also represented the U.S. at the 2012 U-18 Five Nations Tournament, the 2011 U-18 Four Nations Cup, the 2010 U-17 Four Nations Cup and the 2011 World U-17 Challenge... Was 7-6-2 with a 2.55 goals-against average and one shutout in 16 games for the USNTDP in the USHL in 2011-12... **2012-13:** Completed his first season at Ohio State, going 2-3-1 in nine games played with a 3.09 goals-against average and .901 save percentage... Started seven of his nine games played... Served as backup to All-American netminder Brady Hjelle most of the season... Made his collegiate debut, stopping 26 of 28 shots to earn his first win at Minnesota-Duluth (10/13)... Made 12 saves to earn his second win of the season vs. Northern Michigan (11/17).

CAREER STATS

REGULAR SEASON									PLAYOFFS					
YEAR	TEAM	LEAGUE	GP	MIN	GA	SO	GAA	W-L-OT	GP	MIN	GA	SO	GAA	W-L
2009-10	Apple Valley	High-MN	9	262	20	0	3.90	3-2-0	—	—	—	—	—	—
2010-11	USNTDP	USHL	19	1099	52	3	2.84	10-8-1	1	20	1	0	3.00	0-0
	USNTDP	U-17	10	492	16	0	1.95	7-1-0	—	—	—	—	—	—
2011-12 (a)	USNTDP	USHL	16	846	36	1	2.55	7-6-2	—	—	—	—	—	—
	USNTDP	U-17	1	60	4	0	4.00	0-1-0	—	—	—	—	—	—
2012-13	USNTDP	U-18	21	1063	40	3	2.26	12-5-0	—	—	—	—	—	—
	Ohio State	CCHA	9	408	21	0	3.09	2-3-1	—	—	—	—	—	—
CCHA Totals (1 Season)			9	408	21	0	3.09	2-3-1	—	—	—	—	—	—

(a) June 23, 2012—Selected by the Carolina Hurricanes in the 2012 NHL Draft. Eighth Hurricanes pick, 159th overall, sixth round.



OSKAR OSALA

Left Wing • Shoots Left

6'4" • 219 lbs.

12/26/87 • Vaasa, Finland

Acquired: 3/3/10, Trade with Washington

2012-13 Team: HC Neftekhimik Nizhnekamsk (KHL)

Drafted: Washington 2006 (6-97-4)

CAREER

Acquired from Washington on 3/3/10... Is in his third season with Neftekhimik Nizhnekamsk of the Kontinental Hockey League (KHL) and had totaled 45 points (27g, 18a) in 85 career KHL games entering 2013-14... Has 121 points (61g, 60a) in 203 career American Hockey League (AHL) games... Has skated in three NHL games, without registering a point... Represented Finland at the 2005 World Junior U-18 Championship and the 2007 World Junior Championship, ranking tied for first in the tournament in goals (5) at the 2007 World Juniors... Played two seasons for Mississauga of the Ontario Hockey League (OHL) from 2005-2007, totaling 87 points (39g, 48a) in 122 games... Named second-team All-Rookie in the OHL in 2005-06... Was named Rookie of the Year in the Finnish league in 2007-08 after totaling 35 points (18g, 17a) in 53 games for Blues Espoo... Made his NHL debut vs. BOS (12/10/08)... Played 75 AHL games for Hershey in 2008-09, scoring 23 goals


to lead Bears rookies and rank tied for seventh among AHL rookies... Had 10 points (6g, 4a) in 22 games during the 2009 AHL playoffs, as Hershey won the Calder Cup... Set AHL career high in goals (24) in 2009-10, splitting the season between Hershey and Albany... Made his Hurricanes debut at WSH (3/10/10)... Set AHL career high in assists (29) and matched his career-high in points (42), skating in 59 games for Charlotte in 2010-11... Ranked third among Neftekhimik Nizhnekamsk skaters in goals (12) during his first season in the Kontinental Hockey League (KHL) in 2011-12... **2012-13:** Completed his second season with Neftekhimik Nizhnekamsk (KHL), totaling 26 points (15g, 11a) and 54 penalty minutes in 44 games... Led the team in goals (15) and power-play goals (7) and was tied for first in game-winning goals (3)... Ranked third on the team in points (26).

CAREER STATS

REGULAR SEASON							PLAYOFFS					
YEAR	TEAM	LEAGUE	GP	G	A	TP	PIM	GP	G	A	TP	PIM
2003-04	Sport Vaasa U18	Fin-U18	25	19	18	37	32	—	—	—	—	—
	Sport Vaasa Jr.	Fin-Jr.	2	0	0	0	4	—	—	—	—	—
	Sport Vaasa	Finland-2	5	0	0	0	0	—	—	—	—	—
2004-05	Sport Vaasa U18	Fin-U18	4	4	2	6	16	—	—	—	—	—
	Sport Vaasa Jr.	Fin-Jr.	19	13	14	27	28	2	0	0	0	2
	Sport Vaasa	Finland-2	21	1	4	5	6	7	0	0	0	6
2005-06 (a)	Mississauga	OHL	68	17	26	43	86	—	—	—	—	—
2006-07	Mississauga	OHL	54	22	22	44	81	5	2	2	4	0
	Suomi U20	Finland-2	2	1	0	1	0	—	—	—	—	—
2007-08	Blues Espoo	Finland	53	18	17	35	62	17	7	3	10	8
2008-09	Washington	NHL	2	0	0	0	0	—	—	—	—	—
	Hershey	AHL	75	23	14	37	47	22	6	4	10	17
2009-10 (b)	Hershey	AHL	53	15	14	29	57	—	—	—	—	—
	Albany	AHL	16	9	3	12	11	8	2	1	3	2
	Carolina	NHL	1	0	0	0	0	—	—	—	—	—
2010-11	Charlotte	AHL	59	13	29	42	55	15	3	2	5	29
2011-12	Neftekhimik Nizhnekamsk	KHL	41	12	7	19	44	—	—	—	—	—
2012-13	Neftekhimik Nizhnekamsk	KHL	44	15	11	26	54	4	0	1	1	17
NHL Totals (2 Seasons)			3	0	0	0	0	—	—	—	—	—

(a) June 24, 2006—Selected by the Washington Capitals in the 2006 NHL Entry Draft. Sixth Capitals pick, 97th overall, fourth round.

(b) March 3, 2010—Acquired by the Carolina Hurricanes from the Washington Capitals along with Brian Pothier and a second-round pick in the 2011 NHL Entry Draft in exchange for Joe Corvo.



BRENT PEDERSEN

Left Wing • Shoots Left

6'2" • 205 lbs.

7/5/95 • Kitchener, Ont.

Acquired: 2013 NHL Draft

2012-13 Team: Kitchener (OHL)

Drafted: Carolina 2013 (3-126-5)

CAREER

Selected by the Hurricanes in the fifth round of the 2013 NHL Draft... Had 44 points (23g, 21a) and 64 penalty minutes in 132 career Ontario Hockey League (OHL) games entering 2013-14... Played minor hockey for the Waterloo Wolves prior to beginning his OHL career... Scored 24 goals in 29 regular-season games for the Wolves in 2010-11... Was Kitchener's first-round pick in the 2011 OHL Priority Selection... Won a bronze medal with Team Ontario at the 2012 World Under-17 Hockey Challenge... Completed his first OHL season in 2011-12, earning 14 points (9g, 5a) in 65 games played... Made his OHL debut and scored his first OHL goal vs. Windsor (9/23/11)... Had one assist in 16 OHL playoff games, helping the

Rangers reach the 2012 Western Conference Final before falling to London... **2012-13:** Completed his second OHL season with Kitchener, totaling 14 goals and 16 assists (30 points)... Was sixth on the team in plus/minus (+11)... Netted a pair of goals vs. Windsor (11/2)... Had a three-game goal streak from 1/8-1/11 (4g, 2a), including a three-point effort (2g, 1a) vs. Sarnia (1/11)... Had his second three-point game of the season and was a career-best (+4) vs. Erie (2/3)... Appeared in eight playoff games as the Rangers topped Guelph before falling to London in the second round.

CAREER STATS

REGULAR SEASON							PLAYOFFS					
YEAR	TEAM	LEAGUE	GP	G	A	TP	PIM	GP	G	A	TP	PIM
2010-11	Waterloo	Midget AAA	49	34	18	52	—	—	—	—	—	—
	Waterloo	AHMMPL	29	24	11	35	4	13	9	8	17	2
	Waterloo	AHMPL	4	1	1	2	4	—	—	—	—	—
2011-12	Kitchener	OHL	65	9	5	14	12	16	0	1	1	0
2012-13 (a)	Kitchener	OHL	67	14	16	30	52	8	0	0	0	2
OHL totals (2 seasons)			132	23	21	44	64	24	0	1	1	2

(a) June 30, 2013—Selected by the Carolina Hurricanes in the 2013 NHL Draft. Third Hurricanes pick, 126th overall, fifth round.



BRETT PESCE

Defenseman • Shoots Right
6'3" • 190 lbs.
11/15/94 • Tarrytown, NY

Acquired: 2013 NHL Draft
2012-13 Team: New Hampshire (H-East)
Drafted: Carolina 2013 (2-66-3)

CAREER

Selected by the Hurricanes in the third round, 66th overall, of the 2013 NHL Draft... Had six points in 38 career collegiate games for the University of New Hampshire (Hockey East) entering the 2013-14 season... Ranked 40th on NHL Central Scouting's final list of North American skaters for the 2013 Draft... Participated in the U.S. National Junior Evaluation Camp in August 2013... Spent two seasons with the New Jersey Avalanche of the Atlantic Youth Hockey League (AYHL) from 2009-2011, totaling 40 points (11g, 29a) in 52 games... Played for the New Jersey Hitmen of the Eastern Junior Hockey League (EJHL) in 2011-12, earning six points (1g, 5a) in 17 games... Also spent time with the U.S. National Development

team during the holiday break that season, appearing in four games for the Under-18 team... Represented the U.S. Under-18 team at the 2011 Ivan Hlinka Memorial Tournament in Slovakia and the Czech Republic, notching an assist on the game-winning goal vs. Russia... **2012-13:** Completed his freshman season for New Hampshire, totaling six points (1g, 5a) in 38 games... Was sixth on the team in plus/minus (+7)... Appeared in all but one of the Wildcats' games... Earned his first career point with an assist at Colorado College (11/23)... Netted his first collegiate goal at UMass-Lowell (12/1).

CAREER STATS

REGULAR SEASON									PLAYOFFS				
YEAR	TEAM	LEAGUE	GP	G	A	TP	PIM		GP	G	A	TP	PIM
2008-09	North Jersey	AYHL	26	5	10	15	26		—	—	—	—	—
2009-10	North Jersey	AYHL	32	2	11	13	6		—	—	—	—	—
2010-11	North Jersey	AYHL	20	9	18	27	8		—	—	—	—	—
2011-12	Jersey Hitmen	EJHL	17	1	5	6	18		—	—	—	—	—
	USNTDP U18	U-18	4	0	0	0	0		—	—	—	—	—
2012-13	New Hampshire	HE	38	1	5	6	10		—	—	—	—	—
Hockey East totals (1 season)			38	1	5	6	10		-	-	-	-	-

(a) June 30, 2013—Selected by the Carolina Hurricanes in the 2013 NHL Draft. Second Hurricanes pick, 66th overall, third round.



VICTOR RASK

Center • Shoots Left
6'2" • 200 lbs.
3/1/93 • Leksand, Sweden

Acquired: 2011 NHL Entry Draft
2012-13 Teams: Charlotte (AHL), Calgary (WHL)
Drafted: Carolina 2011 (2-42-2)

CAREER


Drafted by the Hurricanes in the second round, 42nd overall, of the 2011 NHL Entry Draft... Had five points (1g, 4a) in 10 career American Hockey League (AHL) games with Charlotte entering the 2013-14 season... Totaled 104 points (47g, 57a) in 101 career games with Calgary of the Western Hockey League (WHL)... Has represented Sweden in 12 international competitions... Skated in four games at the 2009 Ivan Hlinka Memorial Tournament... Totaled five points (3g, 2a) and was (+6) in six games at the 2010 U18 World Junior Championship in Belarus, helping Sweden capture the silver medal... Had eight points (1g, 7a) in six games and was the Player of the Game in the bronze-medal match at the 2010 World U17 Hockey Challenge in Timmons, Ontario... Earned five points (2g, 3a) and was (+5) in six games at the 2011 U18 World Junior Championships in Germany, as Sweden again won silver... Was named one of Sweden's top three players in that tournament... Played six games at the 2012 IIHF World Junior Championship in Canada, helping Sweden capture gold at the event for the first time in 31 years... Again represented Sweden at the 2013 World Junior Championship, earning four points (2g, 2a) in six games to help Sweden win the silver... Played his first season for Leksand's J-20 Super Elite team in 2009-10, netting 22 goals and adding 19 assists (41 points) in 39 games... Also made his debut in Allsvenskan, the top Swedish minor league, skating in eight games... Spent the majority of the 2010-11 season with Leksand's team in HockeyAllsvenskan, earning 11 points (5g, 6a) in 37 games... Completed his first season in North America with Calgary (WHL) in 2011-12, leading all Hitmen skaters in goals (33) and ranking third on the team in points (63)... Had 18 multi-point games, including five multi-goal efforts, and was named Calgary's 2012 Rookie of the

Year... Netted his first NHL goal and added his first NHL assists at Lethbridge (9/30/11)... Scored a hat trick, including two power-play tallies, at Swift Current (10/18/11)... Had a WHL-career-high, eight-game point streak from 2/15/12-3/2/12 (7g, 6a)... Suffered a knee injury in the final game of the 2011-12 regular season and missed all of Calgary's first-round loss to Brandon... **2012-13:** Made his professional debut with Charlotte (AHL) to start the season before being assigned to his junior team in Calgary (WHL) in November... Had five points (1g, 4a) in 10 games for Charlotte on the AHL level, and 41 points (14g, 27a) in 37 WHL games for Calgary... Made his professional debut in Charlotte's season opener at Houston (10/13)... Netted his first professional goal at Milwaukee (10/19)... Earned two assists at Rockford (10/21) for his first AHL multi-point game... Has a four-game AHL point streak from 10/19-10/28 (1g, 4a)... Was tied for second among AHL rookie skaters and tied for second on the team in plus/minus (+7) at the time of his reassignment to Calgary on 11/13... Had multi-point efforts in nine of his 37 WHL games, including five three-point games... Scored a hat trick at Tri-City (2/12)... Recorded points in each of his last six regular-season games (2g, 8a), and then scored points in each of his first 11 playoff games (5g, 9a)... His 11-game playoff point streak was the longest of any player during the WHL postseason... Totaled 16 points (6g, 10a) in 17 playoff games to lead all Hitmen skaters as Calgary advanced to the conference final before falling to Edmonton... Re-joined Charlotte in time for Game 5 of its first-round playoff series but sat out as a healthy extra as the Checkers were eliminated.

CAREER STATS

REGULAR SEASON									PLAYOFFS				
YEAR	TEAM	LEAGUE	GP	G	A	TP	PIM		GP	G	A	TP	PIM
2007-08	Leksand U18	Swe-U18	8	0	2	2	2		2	0	0	0	0
2008-09	Leksand U18	Swe-U18	26	9	6	15	8		—	—	—	—	—
2009-10	Leksand U18	Swe-U18	10	6	3	9	4		4	4	3	7	2
	Leksand Jr.	Swe-Jr.	39	22	19	41	35		5	3	2	5	2
	Leksand	Swe-2	8	0	0	0	0		—	—	—	—	—
2010-11 (a)	Leksand U18	Swe-U18	4	4	4	8	0		6	3	2	5	6
	Leksand Jr.	Swe-Jr.	13	3	9	12	2		—	—	—	—	—
	Leksand	Swe-2	37	5	6	11	8		—	—	—	—	—
2011-12 (b)	Calgary	WHL	64	33	30	63	21		—	—	—	—	—
2012-13	Calgary	WHL	37	14	27	41	16		17	6	10	16	10
	Charlotte	AHL	10	1	4	5	0		—	—	—	—	—
WHL Totals (1 Season)			64	33	30	63	21		—	—	—	—	—

(a) June 25, 2011—Selected by the Carolina Hurricanes in the 2011 NHL Entry Draft. Second Hurricanes pick, 42nd overall, second round.
(b) Oct. 20, 2011—Signed by the Carolina Hurricanes to a three-year, entry-level contract.



RASMUS RISSANEN

Defenseman • Shoots Left
6'3" • 217 lbs.
7/13/91 • Kuopio, Finland

Acquired: 2009 NHL Entry Draft
2012-13 Team: Charlotte (AHL)
Drafted: Carolina 2009 (5-178-6)

CAREER

Drafted by Carolina in the sixth round of the 2009 NHL Entry Draft... Signed by the Hurricanes to a three-year, entry-level contract on 4/4/11... Had 15 points (3g, 12a) in 126 career American Hockey League (AHL) games with Charlotte entering 2013-14... Totaled 27 points (5g, 22a) and 192 penalty minutes in 139 career regular-season games with Everett of the Western Hockey League (WHL)... Was Everett's first-round selection (17th overall) in the 2009 CHL Import Draft... Ranked 52nd on NHL Central Scouting's midterm list of international skaters for the 2009 NHL Entry Draft, but rose to 37th in the organization's final rankings... Represented Finland at the 2008 U-18 World Junior Championships, helping the Finns upset Canada to earn a bronze medal... Appeared in six games for Finland at the 2011 World Junior Championship in Buffalo, and was (+1)... Prior to beginning his North American career, had one goal, eight assists (9 points) and 66 penalty minutes in 34 career games for KalPa Jr. in the Finnish Junior League... Also played 38 games for KalPa's U18 squad, earning eight goals and 10 assists (18 points) and totaling 127 penalty minutes... Played his first season of hockey in North America in 2009-10, totaling 15 points (4g, 11a) and earning a (+18) rating in 71 games with the Everett Silvertips (WHL)... Made his NHL debut at Seattle (9/18/09)... Totaled 12 points (1g, 11a) in 68 regular-season games with Portland in

2010-11, and led the Silvertips in penalty minutes (89)... Joined Charlotte (AHL) after his junior season, and made his professional debut vs. Worcester (4/9/11)... Completed his first full professional season with Charlotte (AHL) in 2011-12, totaling six points (3g, 3a) in 64 games... Recorded his first professional point, an assist on Drayson Bowman's goal at San Antonio (10/29/11)... Picked up the first fighting major of his career when he dropped the gloves with Mike Angelidis at Norfolk (11/23/11)... Scored his first professional goal, an unassisted tally with 6:34 remaining in the third period that held up as the game-winner, vs. Grand Rapids (1/15/12)... **2012-13:** Completed his second professional season with Charlotte (AHL)... Established career highs in assists (9) and points (9)... Ranked third among Checkers with a career-high 84 penalty minutes... Recorded an assist in the Checkers' season opener at Houston (10/13)... Had his first AHL multi-point game with a pair of assists at Peoria (10/28)... Recorded his second multi-assist and multi-point game with two helpers vs. Houston... Assisted on Zach Boychuk's eventual game-winning goal at TEX (3/23)... Missed 14 games due to injury... Played in all five of the Checkers' Calder Cup Playoff games, his first playoff games at the professional level... Led the team with 10 penalty minutes in the playoffs.

CAREER STATS

YEAR	TEAM	LEAGUE	REGULAR SEASON					PLAYOFFS				
			GP	G	A	TP	PIM	GP	G	A	TP	PIM
2006-07	KalPa U18	Fin-U18	9	1	1	2	28	3	0	1	1	8
2007-08	KalPa U18	Fin-U18	29	7	9	16	99	2	0	0	0	8
	KalPa Jr.	Fin-Jr.	5	0	0	0	10	—	—	—	—	—
2008-09 (a)	KalPa Jr.	Fin-Jr.	29	1	8	9	56	4	0	1	1	6
2009-10	Everett	WHL	71	4	11	15	103	7	0	1	1	8
2010-11 (b)	Everett	WHL	68	1	11	12	89	4	2	0	2	8
	Charlotte	AHL	1	0	0	0	0	—	—	—	—	—
2011-12	Charlotte	AHL	64	3	3	6	57	—	—	—	—	—
2012-13	Charlotte	AHL	61	0	9	9	84	5	0	0	0	10
AHL Totals (3 Seasons)			126	3	12	15	141	5	0	0	0	10

(a) June 27, 2009—Selected by the Carolina Hurricanes in the 2009 NHL Entry Draft. Fifth Hurricanes pick, 178th overall, sixth round.

(b) April 4, 2011—Signed by the Carolina Hurricanes to a three-year, entry-level contract.



BEAU SCHMITZ

Defenseman • Shoots Right
5'10" • 195 lbs.
3/26/91 • Howell, MI

Acquired: 4/23/12, Signed as a free agent
2012-13 Teams: Charlotte (AHL), Florida (ECHL)
Drafted: Undrafted

CAREER

Signed a three-year, entry-level contract with Carolina on 4/23/12, as an undrafted free agent... Completed his four-year Ontario Hockey League (OHL) career with Plymouth with 152 points (35g, 117a) and 350 penalty minutes in 244 regular-season games... Prior to beginning his junior career, spent the 2007-08 season with the U.S. National Team Developmental Program, scoring 12 points (5g, 7a) in 41 games of the team's NAHL season... Also represented the United States at the 2008 U-18 World Junior Championship and the 2008 Ivan Hlinka Memorial Tournament... Was teammates with fellow Hurricanes prospects Chris Terry, Michal Jordan, Brett Bellemore and Austin Levi during his time with the Whalers... Played for Carolina's team at the NHL Prospects' Tournament in Traverse City, MI, in 2010 and 2011... Was first or second among Plymouth defensemen in scoring in each of his four seasons (runner up to Michal Jordan in 2008-09 and 2009-10)... Was fourth among all Plymouth skaters in scoring with seven points (2g, 5a) during the team's 11-game run in the 2011 OHL playoffs... Led Plymouth defensemen in goals (14), assists (40) and points (54) and ranked tied for third among OHL defensemen in scoring during his final season of junior hockey in 2011-12... Served as Plymouth's captain, and was tied for third among

all OHL skaters in plus/minus, registering a plus-37 rating... Notched a hat trick at Windsor (12/31/11)... Was named OHL Player of the Week after totaling five points (4g, 1a), a plus-8 rating in three games from 12/26/11-1/1/12... Missed Plymouth's final six regular-season games and first five playoff games with a lower-body injury... Skated in all seven games of the Whalers' second-round series loss to Kitchener, without registering a point... **2012-13:** Split his first professional season between Charlotte (AHL) and Florida (ECHL)... Ranked second among Checkers rookies in scoring with 10 points (4g, 6a) in 21 games played... Began the season with Florida and earned an assist in his professional debut vs. Orlando (10/12)... Earned an assist at Colorado (11/21) for his first pro point... Earned an assist in his AHL debut at Oklahoma City (1/12)... Scored his first two professional goals vs. Texas (3/15)... Scored the first game-winning goal of his AHL career and had an assist vs. San Antonio (3/30)... His seven points in March (10 games) led all Charlotte defensemen and ranked third on the team overall... Made his professional playoff debut in Game 1 at Oklahoma City (4/26) before sitting out the rest of the series as a healthy extra.

CAREER STATS

YEAR	TEAM	LEAGUE	REGULAR SEASON					PLAYOFFS				
			GP	G	A	TP	PIM	GP	G	A	TP	PIM
2007-08	USNTDP	NAHL	41	5	7	12	84	—	—	—	—	—
2008-09	Plymouth	OHL	66	6	31	37	97	11	2	2	4	14
2009-10	Plymouth	OHL	68	8	22	30	97	9	0	2	2	10
2010-11	Plymouth	OHL	48	7	24	31	65	11	2	5	7	18
2011-12 (a)	Plymouth	OHL	62	14	40	54	91	7	0	0	0	6
2012-13	Charlotte	AHL	21	4	6	10	18	1	0	0	0	0
	Florida	ECHL	50	0	8	8	31	—	—	—	—	—
OHL Totals (4 Seasons)			244	35	117	152	350	38	4	9	13	48

(a) April 23, 2012—Signed by the Carolina Hurricanes to a three-year, entry-level contract.



JUSTIN SHUGG

Right Wing • Shoots Right

5'11" • 185 lbs.

12/24/91 • Niagara Falls, Ont.

Acquired: 2010 NHL Draft

2012-13 Teams: Charlotte (AHL), Florida (ECHL)

Drafted: Carolina 2010 (6-105-4)

CAREER

Selected by the Hurricanes in the fourth round of the 2010 NHL Entry Draft... Signed a three-year, entry-level contract with the Hurricanes on 6/17/11... Had 34 points (12g, 22a) in 72 career AHL games entering 2013-14... Won a Kelly Cup championship on the ECHL level for Florida in 2012... Totaled 215 points (101g, 114a) in 262 career Ontario Hockey League (OHL) games over four seasons... Came within one game of capturing three consecutive Memorial Cup championships, helping Windsor win the Memorial Cup in back-to-back seasons in 2009 and 2010 and reaching the final game with Mississauga St. Michael's in 2011... Notched 111 points (65g, 46a) in 70 games for Niagara Falls in 2006-07, his final season before beginning his major junior career... Split his rookie OHL season between Oshawa and Windsor, totaling 17 points (4g, 13a) in 61 games in 2007-08... Scored 17 goals and was plus-21 in 68 regular-season games for Windsor in 2008-09... Had nine points (5g, 4a) in Windsor's 20-game playoff run to the 2009 OHL title, and skated in two games at the 2009 Memorial Cup before being sidelined with a broken collarbone... In 2009-10, totaled 79 points (39g, 40a) to rank second among Windsor skaters in regular-season scoring, behind only Taylor Hall... Ranked 10th in the OHL in goals (39) and third in game-winning goals (10) in 2009-10... Totaled 15 points (5g, 10a) in the 2010 OHL playoffs to help the Spitfires capture their second consecutive OHL Championship, and had seven points (2g, 5a) in four games at the Memorial Cup, as Windsor won the tournament for the second consecutive year... Led St. Michael's in goals (41), assists (45) and points (86), skating in 66 of the team's 68 regular-season games during his final season of junior hockey in 2010-11... Ranked second in the OHL in game-winning goals (10), fourth in plus/minus (+48), tied for fifth in shorthanded goals (4) and tied for 15th in points in 2010-11... Played for Team OHL at the 2010 Subway Super Series against Russia... Led St. Michael's in plus/minus (+15) and ranked tied for second on the team in goals (10) and points (19) during the 2011 OHL playoffs, as the Majors won the Eastern Conference title before falling to Owen Sound in Game 7 of the OHL Championship series... Totaled three points (2g, 1a) in five games for host Mississauga at the 2011 Memorial Cup, as St. Michael's advanced to the final game before falling

to Saint John... Completed his first professional season in 2011-12, splitting the year between Charlotte (AHL) and Florida (ECHL)... Tied for the Checkers' rookie scoring lead with 13 points (5g, 8a) in 33 games and ranked second on the team with a plus-5 rating... Tallied 12 points (4g, 8a) in 11 regular-season games for Florida... Picked up his first professional point in his pro debut for Florida (ECHL) vs. Gwinnett (10/14/11)... Scored his first two pro goals vs. Trenton (10/22/11), and earned ECHL Player of the Week honors after posting six points (3g, 3a) in three games from 10/17/11-10/23/11... Recalled to Charlotte for the first time on 10/27 and made his AHL debut at Oklahoma City (10/28/11)... Recorded his first AHL point an assist vs. Milwaukee (11/26/11)... Scored his first AHL goal, the game-winner, and added an assist for his first multi-point game vs. Milwaukee (11/27/11)... Returned to Florida on 4/17 for the ECHL playoffs... Totaled 12 points (7g, 5a) in 11 playoff games, helping the Everblades capture their first Kelly Cup as ECHL champions... Scored his first two pro playoff goals in Game 3 vs. Kalamazoo (5/2)... Netted the series-clinching goal in Game 5 vs. Kalamazoo (5/5)... Opened the scoring in Florida's Game 5, championship-winning victory vs. Las Vegas (5/23)... **2012-13:** Completed his second professional season, establishing AHL career highs in games played (39), goals (7), assists (14) and points (21) with Charlotte... Tied for third among Checkers with three game-winning goals... Began the season with Florida (ECHL), totaling 22 points (11g, 11a) in 19 games... Notched his first professional hat trick at Wheeling (12/8)... Recalled to Charlotte on 12/10 and made his AHL season debut vs. Milwaukee (12/11)... Opened the scoring with his first AHL goal of the season vs. Houston (12/15)... Had a season-long, five-game point streak from 1/12-1/20 (1g, 4a)... Posted two assists vs. Abbotsford (1/26) for his only AHL multi-point game of the season... Scored the game-winning goal with less than five minutes remaining in regulation vs. Oklahoma City (3/3)... Suffered a lower-body injury vs. Oklahoma City (3/4) and missed 11 games... Scored two goals in four Calder Cup playoff games for Charlotte... Netted a power-play goal in his AHL playoff debut in Game 1 at Oklahoma City (4/26).

CAREER STATS

			REGULAR SEASON					PLAYOFFS				
YEAR	TEAM	LEAGUE	GP	G	A	TP	PIM	GP	G	A	TP	PIM
2006-07	Niagara Falls	Minor-ON	70	65	46	111	42	—	—	—	—	—
2007-08	Oshawa	OHL	38	4	10	14	10	—	—	—	—	—
	Windsor	OHL	23	0	3	3	2	3	0	0	0	0
2008-09	Windsor	OHL	68	17	16	33	48	20	5	4	9	16
2009-10 (a)	Windsor	OHL	67	39	40	79	43	18	5	10	15	10
2010-11 (b)	St. Michael's	OHL	66	41	45	86	43	20	10	9	19	14
2011-12	Charlotte	AHL	33	5	8	13	12	—	—	—	—	—
	Florida	ECHL	11	4	8	12	8	11	7	5	12	8
2012-13	Charlotte	AHL	39	7	14	21	10	4	2	0	2	0
	Florida	ECHL	19	11	11	22	20	—	—	—	—	—
AHL Totals (2 Seasons)			72	12	22	34	22	4	2	0	2	0

(a) June 26, 2010—Selected by the Carolina Hurricanes in the 2010 NHL Entry Draft. Sixth Hurricanes pick, 105th overall, fourth round.

(b) June 17, 2011—Signed by the Carolina Hurricanes to a three-year, entry-level contract.



JACOB SLAVIN

Defenseman • Shoots Left

6'1" • 180 lbs.

5/1/94 • Erie, CO

Acquired: 2012 NHL Draft

2012-13 Team: Chicago (USHL)

Drafted: Carolina 2012 (6-120-4)

CAREER


Selected by the Hurricanes in the fourth round, 120th overall, in the 2012 NHL Draft... Completed his United States Hockey League (USHL) career with 64 points (9g, 55a) in 139 career United States Hockey League (USHL) games with the Chicago Steel... Will play for Colorado College of the Western Collegiate Hockey Association (WCHA) in 2013-14... Played for the Colorado Thunderbirds prior to beginning his USHL career... Appeared in his first USHL season with Chicago in 2010-11, also spending time with the Colorado Thunderbirds' U-16 and U-18 squads... Netted one goal in 17 games with Chicago in 2010-11...

Led all Steel defensemen and ranked tied for eighth among USHL blueliners in scoring with 30 points (3g, 27a) in 2011-12... Also ranked third among Chicago skaters and fifth among USHL defensemen in assists (27) in 2011-12... **2012-13:** Completed his final season in the USHL with Chicago... Led Steel defensemen and was tied for sixth among USHL defensemen in scoring with 33 points (5g, 28a)... Established USHL career highs in games played (62), goals (5), assists (28), points (33) and penalty minutes (33)... His 16 power-play points (1g, 15a) and two game-winning goals were also career highs.

CAREER STATS

			REGULAR SEASON					PLAYOFFS				
YEAR	TEAM	LEAGUE	GP	G	A	TP	PIM	GP	G	A	TP	PIM
2010-11	Chicago	USHL	17	1	0	1	10	—	—	—	—	—
2011-12	Chicago (a)	USHL	60	3	27	30	12	—	—	—	—	—
2012-13	Chicago	USHL	62	5	28	33	6	—	—	—	—	—
USHL Totals (3 Seasons)			139	9	55	64	28	—	—	—	—	—

(a) June 23, 2012—Selected by the Carolina Hurricanes in the 2012 NHL Draft. Sixth Hurricanes pick, 120th overall, fourth round.



JARED STAAL

Right Wing • Shoots Right

6'4" • 210 lbs.

8/21/90 • Thunder Bay, Ont.

Acquired: 5/13/10, Trade with Phoenix

2012-13 Teams: Carolina (NHL), Charlotte (AHL)

Drafted : Phoenix 2008 (3-49-2)

CAREER

Acquired by the Hurricanes on May 13, 2010 in exchange for a fifth-round pick in the 2010 NHL Draft... Signed a one-year contract on 7/16/13... Had 18 points (8g, 10a) in 119 career American Hockey League (AHL) games entering 2013-14 and had played two NHL games with Carolina... Also had 11 points (6g, 5a) in 33 career ECHL games... Is the youngest brother of Hurricanes centers Eric and Jordan Staal... Totaled 153 points (54g, 99a) in 249 regular-season games during a four-year Ontario Hockey League (OHL) career with Sudbury... Was selected by Sudbury in the first round (11th overall) in the OHL Priority Draft after totaling 49 points (24g, 25a) in 64 games with the AAA Thunder Bay Kings in 2005-06... Skated in 63 regular-season games and 21 playoff games as a rookie for Sudbury in 2006-07, scoring the game-winning goal for the Wolves in the 2007 OHL Conference Finals... Ranked second among Sudbury skaters in scoring with 49 points (21g, 28a) in 2007-08 and was selected to play in the OHL All-Star Classic... Scored a goal in the 2008 CHL Top Prospects Game... Ranked tied for fourth on the Wolves in scoring in 2008-09 with 52 points (19g, 33a) in 67 games... Made his professional debut with

San Antonio at the conclusion of the Wolves' season, skating in five games without earning a point... Made his AHL debut at Lake Erie (3/21/09)... Led Sudbury in assists (37), totaling 49 points (12g, 37a) in 59 games during his final OHL season in 2009-10... Joined San Antonio at the end of the junior season, earning his first pro point with an assist vs. Houston (4/8/10)... Completed his first full pro season in 2010-11, earning two points (1g, 1a) in 13 games with Charlotte (AHL) and 11 points (6g, 5a) in 33 games with Florida (ECHL)... Netted his first AHL goal at Binghamton (12/18/10)... Split the 2011-12 season between Charlotte and Providence of the AHL, totaling eight points (3g, 5a) in 44 games... **2012-13:** Saw his first NHL action, playing two games with Carolina... Set AHL career highs in games played (52), goals (4), assists (3), points (7) and penalty minutes (25) for Charlotte... Made his NHL debut vs. NYR (4/25), starting the game with brothers Eric and Jordan... They were the fourth trio of brothers to play for the same team in the same season in NHL history and first since Peter, Anton and Marian Stastny with Quebec in 1985... Reassigned to Charlotte on 4/28 and played three playoff games.


CAREER STATS

			REGULAR SEASON					PLAYOFFS				
YEAR	TEAM	LEAGUE	GP	G	A	TP	PIM	GP	G	A	TP	PIM
2006-07	Sudbury	OHL	63	2	1	3	18	21	1	0	1	2
2007-08 (a)	Sudbury	OHL	60	21	28	49	44	—	—	—	—	—
2008-09	Sudbury	OHL	67	19	33	52	38	6	0	1	1	2
2009-10 (b,c)	San Antonio	AHL	5	0	0	0	0	—	—	—	—	—
	Sudbury	OHL	59	12	37	49	57	3	0	0	0	4
	San Antonio	AHL	5	0	1	1	2	—	—	—	—	—
2010-11	Florida	ECHL	33	6	5	11	6	—	—	—	—	—
2011-12	Charlotte	AHL	13	1	1	2	2	—	—	—	—	—
	Charlotte	AHL	37	3	3	6	18	—	—	—	—	—
	Providence	AHL	7	0	2	2	2	—	—	—	—	—
2012-13	Charlotte	AHL	52	4	3	7	25	3	0	0	0	0
	Carolina	NHL	2	0	0	0	2	—	—	—	—	—
AHL Totals (5 Seasons)			119	8	10	18	49	3	0	0	0	0

(a) June 21, 2008—Selected by the Phoenix Coyotes in the 2008 NHL Entry Draft. Third Coyotes pick, 49th overall, second round.

(b) May 13, 2010—Acquired by the Carolina Hurricanes from the Phoenix Coyotes in exchange for a fifth-round pick in the 2010 NHL Entry Draft.

(c) May 14, 2010—Signed by the Carolina Hurricanes to a three-year, entry-level contract.



BRODY SUTTER

Center • Shoots Right

6'5" • 203 lbs.

9/26/91 • Viking, Alb.

Acquired: 2011 NHL Entry Draft

2012-13 Teams: Charlotte (AHL), Florida (ECHL)

Drafted: Carolina 2011 (6-193-7)

CAREER

Selected by the Hurricanes in the seventh round of the 2011 NHL Entry Draft... Had six points (4g, 2a) in 27 career regular-season AHL games entering 2013-14... Completed his junior career with 125 points (57g, 68a) and 137 penalty minutes in 231 career Western Hockey League (WHL) games with Saskatoon and Lethbridge... Is the son of former NHL player, coach and general manager and current Edmonton Oilers scout Duane Sutter... His cousin, Brett Sutter, plays in the Hurricanes organization... Began his WHL career with Saskatoon in 2008, before being traded to Lethbridge... Totaled nine points (4g, 5a) in 48 total games during his rookie campaign in 2008-09, and appeared in 10 of Lethbridge's playoff games as the Hurricanes fell to Calgary in the second round... Skated in a career-high 72 games and earned 14 points (5g, 9a) with Lethbridge during his second WHL season... Ranked fourth among Lethbridge skaters in assists (24) and points (42) and tied for fourth in goals (18) despite being limited to 46 games due to injuries in 2010-11... Served as team captain for Lethbridge during his final junior season in 2011-12, and led the team in goals (30) and points (60), both of which were career highs... Was named the team's most sportsmanlike player, won the Hurricanes' community relations award and was voted


"fan favorite" in an online poll... Joined Charlotte (AHL) on an amateur tryout after his junior season, scoring one goal in four games... Made his professional debut vs. Milwaukee (4/3)... Scored his first professional goal, the game-winner, at Rockford (4/10)... **2012-13:** Split his first full professional season between Florida (ECHL) and Charlotte (AHL), earning five points (3g, 2a) in 23 AHL games... Had 16 points (8g, 8a) in 37 ECHL games... Made his ECHL debut in the Everblades' season opener vs. Orlando (10/13)... Scored his first ECHL goal vs. South Carolina (10/26)... Picked up his first pro assist vs. Elmira (11/7)... Dropped the gloves for his first professional fight at Colorado (11/24)... Returned to action against Toledo (1/9) after missing a month due to injury... Earned two assists for his first pro multi-point game vs. Toledo (1/12)... Recalled to Charlotte on 2/20 and made his AHL season debut at Abbotsford (2/22)... Recorded his first career AHL assist vs. Oklahoma City (3/4)... Ranked second among Checkers in playoff scoring with five points (2g, 3a) in five games, matching his total from 23 regular-season games... Had a team-high, plus-3 rating in the playoffs... Scored two goals, including the OT winner, in his first AHL playoff game at Oklahoma City (4/26).

CAREER STATS

			REGULAR SEASON					PLAYOFFS				
YEAR	TEAM	LEAGUE	GP	G	A	TP	PIM	GP	G	A	TP	PIM
2008-09	Saskatoon	WHL	18	0	2	2	4	—	—	—	—	—
	Lethbridge	WHL	30	4	3	7	7	10	0	0	0	2
2009-10	Lethbridge	WHL	72	5	9	14	42	—	—	—	—	—
2010-11 (a)	Lethbridge	WHL	46	18	24	42	35	—	—	—	—	—
2011-12 (b)	Lethbridge	WHL	65	30	30	60	49	—	—	—	—	—
	Charlotte	AHL	4	1	0	1	0	—	—	—	—	—
2012-13	Florida	ECHL	37	8	8	16	13	—	—	—	—	—
	Charlotte	AHL	23	3	2	5	13	5	2	3	5	2
AHL Totals (2 Seasons)			27	4	2	6	13	5	2	3	5	2

(a) June 25, 2011—Selected by the Carolina Hurricanes in the 2011 NHL Entry Draft. Sixth Hurricanes pick, 193rd overall, seventh round.

(b) June 1, 2012—Signed by the Carolina Hurricanes to a three-year, entry-level contract.



CHRIS TERRY

Left Wing • Shoots Left
5'10" • 195 lbs.
4/7/89 • Brampton, Ont.

Acquired: 2007 NHL Entry Draft
2012-13 Teams: Carolina (NHL), Charlotte (AHL)
Drafted: Carolina 2007 (4-132-5)

CAREER

Selected by Carolina in the fifth round of the 2007 NHL Entry Draft... Had totaled 230 points (92g, 138a) in 305 career American Hockey League (AHL) games entering the 2013-14 season... Is Charlotte's all-time leader in games played (224), goals (75), assists (108) and points (183)... Completed his junior hockey career in 2009 with 289 points (114g, 175a) and 352 penalty minutes in 253 games with the Plymouth Whalers of the Ontario Hockey League (OHL)... Was teammates with fellow Hurricanes prospects Brett Bellemore, Michal Jordan, Austin Levi and Beau Schmitz in Plymouth... Ranks third on Plymouth's all-time scoring list (289 points)... Is third in Plymouth franchise history in assists (175) and fifth in goals (114)... Holds Plymouth's franchise record for consecutive regular-season games played at 168 games (1/5/06-3/16/08)... Was named Plymouth's Rookie of the Year in 2005-06 after tallying nine goals and 19 assists (28 points) in 64 games... Played for Team Ontario at the 2006 World Under-17 Tournament in Regina, Sask, totaling six points (5g, 1a) in five games... Ranked fourth among Whalers skaters with 18 playoff points as Plymouth captured the 2007 OHL championship... Became the 14th player in Plymouth's history to record a 100-point season, notching 44 goals and 57 assists (101 points) to lead the Whalers in scoring in 2007-08... Represented the Western Conference in the 2008 OHL All-Star Classic in Sault Ste. Marie... Led Plymouth and ranked second in the OHL in scoring with 94 points (39g, 55a) in 53 games in 2008-09... Was the OHL's recipient of the 2008-09 Dan Snyder Memorial Trophy as the league's humanitarian of the year... Was also named the first-ever winner of the Mickey Renaud Captain's Trophy for leadership on and off the ice... Served as Plymouth's team captain and earned the team's MVP, Humanitarian of the Year and Academic Player of the Year awards... Also named a 2008-09 OHL Third Team All-Star... Was the OHL Player of the Month for December 2008 after totaling 15 points (7g, 8a) in 10 games, and for February 2009 with 26 points (10g, 16a) in 10 games... Represented the Western Conference at the 2009 OHL All-Star Classic in Windsor, his second consecutive


All-Star appearance... Was named to the Canadian team for the ADT Canada-Russia Challenge but could not play due to illness... Ranked second among Albany skaters in scoring during his rookie AHL season in 2009-10, totaling 47 points (17 goals, 30 assists)... Also ranked second on the team in plus/minus (+12) and was one of two River Rats to play in all 80 regular season games... Scored his first professional goal (and point) in Albany's season opener vs. Manchester (10/3/09)... Played in all eight of Albany's 2010 Calder Cup Playoff games, and was third among Rats skaters six points (2g, 4a)... Ranked first among Charlotte skaters and third in the AHL with 34 goals in 2010-11, tops among AHL Eastern Conference players... Skated in all 16 of Charlotte's 2011 Calder Cup Playoff games, as the Checkers advanced to the Eastern Conference Final, ranking tied for first on the team with six playoff goals... Led Charlotte (AHL) with 59 points and a career-high 43 assists in 2011-12, ranking eighth in the AHL in assists and tied for 21st in scoring... Was tied for fifth in the league in shootout goals, notching six in 12 attempts and tied for first in the AHL with three shootout game winners... Had four assists at Abbotsford (1/20/12), setting new personal records and tying team records for most points and assists in a single game... **2012-13:** Appeared in his first NHL season, scoring one goal in three games... Spent the majority of the season with Charlotte (AHL), leading the Checkers in goals (25), assists (35) and points (60) and serving as alternate captain... Was tied for first in the AHL in game-winning goals (8), and tied for 12th in points (60)... His eight game-winning goals and three overtime goals were Checkers franchise records... Had a seven-game AHL point streak from 10/21-11/16 (6g, 3a)... Earned his first NHL recall on 3/8... Scored his first NHL goal, the game-winning goal, on his first career shot in his first NHL game vs. NJ (3/9)... Reassigned to Charlotte on 3/15... Finished the regular season on a six-game point streak (4/11-4/20: 1g, 7a) and a 10-game road point streak (2/22-4/20: 4g, 9a)... Scored two goals and earned two assists (4 points) in five Calder Cup playoff games.

CAREER STATS

REGULAR SEASON								PLAYOFFS				
YEAR	TEAM	LEAGUE	GP	G	A	TP	PIM	GP	G	A	TP	PIM
2005-06	Plymouth	OHL	64	9	19	28	72	11	3	2	5	4
2006-07 (a)	Plymouth	OHL	68	22	44	66	98	20	8	10	18	21
2007-08	Plymouth	OHL	68	44	57	101	107	4	4	3	7	6
	Albany	AHL	1	0	0	0	0	—	—	—	—	—
2008-09 (b)	Plymouth	OHL	53	39	55	94	75	11	7	9	16	18
2009-10	Albany	AHL	80	17	30	47	47	8	2	4	6	0
2010-11	Charlotte	AHL	80	34	30	64	52	16	6	3	9	14
2011-12	Charlotte	AHL	74	16	43	59	67	—	—	—	—	—
2012-13	Charlotte	AHL	70	25	35	60	40	5	2	2	4	8
	Carolina	NHL	3	1	0	1	0	—	—	—	—	—
AHL Totals (5 Seasons)			305	92	138	230	206	29	10	9	19	22

(a) June 22, 2007—Selected by the Carolina Hurricanes in the 2007 NHL Entry Draft. Fourth Hurricanes pick, 132nd overall, fifth round.

(b) May 29, 2009—Signed by the Carolina Hurricanes to a three-year, entry-level contract.



SERGEY TOLCHINSKY

Left Wing • Shoots Left
5'8" • 165 lbs.
2/3/95 • Moscow, Russia

Acquired: 8/22/13, Signed as a free agent
2012-13 Team: Sault Ste. Marie (OHL)
Drafted: Undrafted

CAREER


Signed with the Hurricanes as a free agent on 8/22/13... Had 51 points (26g, 25a) in 62 career Ontario Hockey League (OHL) games with Sault Ste. Marie entering the 2013-14 season... Has represented Russia in a number of international tournaments, winning a gold medal at the 2012 World Under-17 Hockey Challenge... Scored a hat trick, including a shorthanded penalty shot, to lead Russia to a 7-4 win against the United States in the title game, and was named to the tournament's All-Star Team... Had four points (3g, 1a) and was plus-5 for Russia at the 2013 U18 World Junior Championship... Also played for Russia at the 2012 U18 Five Nations Cup and the 2012 Ivan Hlinka Memorial Tournament... Spent the 2011-12 season with CKSA Moscow of the Russian Junior League (MHL), totaling 34 points (19g, 15a) and registering a plus-17 rating... Had four points (2g, 2a) in 15 MHL playoff games, as CKSA Moscow

advanced to the 2012 Kharlamov Cup Final before falling to Omsk... Selected by Sault Ste. Marie in the first round (12th overall) of 2012 CHL Import Draft... **2012-13:** Completed his first season in the OHL with Sault Ste. Marie, totaling 51 points (26g, 25a)... Ranked second among OHL rookies in goals (26) and tied for third in points (51)... Was fourth among Greyhounds skaters in goals and tied for second on the team in power-play goals (8)... Had 12 multi-point games... Scored his first OHL goal just 7:45 into his OHL debut vs. Plymouth (9/21)... Had points in eight of his first nine OHL games, including a two-goal effort vs. Kitchener (10/5)... Netted a pair of goals at Owen Sound (11/10)... Had a season-high, seven-game point streak from 2/16-3/3 (6g, 7a), including a career-high three assists at Mississauga (2/24)... Totaled four points (2g, 2a) in six OHL playoff games, as the Greyhounds fell to Owen Sound in the opening round.

CAREER STATS

REGULAR SEASON								PLAYOFFS				
YEAR	TEAM	LEAGUE	GP	G	A	TP	PIM	GP	G	A	TP	PIM
2011-12	CKSA Moscow	Russia-Jr.	51	19	15	34	26	15	2	2	4	6
2012-13 (a)	Sault Ste. Marie	OHL	62	26	25	51	12	6	2	2	4	4
OHL Totals (1 Season)			62	26	25	51	12	6	2	2	4	4

(a) Aug. 22, 2013—Signed by the Carolina Hurricanes as a free agent.



BRENDAN WOODS

Left Wing/Center • Shoots Left

6'3" • 215 lbs.

6/11/92 • Humboldt, Sask.

Acquired: 2012 NHL Draft

2012-13 Teams: Wisconsin (WCHA), Charlotte (AHL)

Drafted: Carolina 2012 (7-129-5)

CAREER

Selected by the Hurricanes in the fifth round of the 2012 NHL Draft... Had 22 points (10g, 12a) in 75 career collegiate games with the University of Wisconsin (WCHA) before turning professional... Appeared in 91 career United States Hockey League (USHL) games prior to his college career, totaling 36 points (20g, 16a)... His father, Bob Woods, played professionally in the AHL, IHL and ECHL, and currently serves as an assistant coach for the Anaheim Ducks... Skated for Williston Prep (MA) in 2008-09, earning 19 points (8g, 11a) in 29 games... Played his first USHL season for Chicago in 2009-10, totaling six goals and four assists (10 points) in 34 games... Earned 26 points (14g, 12a) in 57 games with Muskegon (USHL) in 2010-11... Totaled five goals and five assists (10 points) during his freshman season at Wisconsin in 2011-12, leading the Badgers in penalties taken (21) and penalty minutes (67)... Ranked tied for first among Wisconsin freshmen with five goals... Made his NCAA debut vs. Northern

Michigan (10/7/11)... Netted his first career college goal in a 5-3 win vs. No. 5 North Dakota (10/21/11)... Earned his first college assist in a 5-4 win vs. No. 5 North Dakota (10/22/11)... **2012-13:** Established collegiate career highs in assists (7) and points (12) and matched his career high in goals (5) during his sophomore season at Wisconsin... Led the team in faceoff winning percentage (61.6)... Ranked fourth among Badgers in penalty minutes (47)... Earned three assists in four games to help Wisconsin capture the WCHA tournament championship... The Badgers were eliminated by UMass-Lowell in the regional semifinal of the NCAA tournament... Signed a three-year, entry-level contract with the Hurricanes on 4/10 after the conclusion of his college season... Joined Charlotte (AHL) on an amateur tryout contract and made his professional debut at Peoria (4/16)... Did not dress for the Checkers during the Calder Cup playoffs.

CAREER STATS

YEAR	TEAM	LEAGUE	REGULAR SEASON					PLAYOFFS				
			GP	G	A	TP	PIM	GP	G	A	TP	PIM
2008-09	Williston North	High-MA	29	8	11	19	28	—	—	—	—	—
2009-10	Chicago	USHL	34	6	4	10	32	—	—	—	—	—
2010-11	Muskegon	USHL	57	14	12	26	86	6	1	1	2	14
2011-12 (a)	Wisconsin	WCHA	34	5	5	10	67	—	—	—	—	—
2012-13 (b)	Wisconsin	WCHA	41	5	7	12	47	—	—	—	—	—
	Charlotte	AHL	2	0	0	0	2	—	—	—	—	—
WCHA Totals (2 Seasons)			75	10	12	22	114	—	—	—	—	—

(a) June 23, 2012—Selected by the Carolina Hurricanes in the 2012 NHL Draft. Seventh Hurricanes pick, 129th overall, fifth round.

(b) April 10, 2013—Signed by the Carolina Hurricanes to a three-year, entry-level contract.



Elias Lindholm poses with general manager Jim Rutherford and head coach Kirk Muller after being selected fifth overall by the Carolina Hurricanes during the 2013 NHL Draft at Prudential Center on June 30, 2013 in Newark, New Jersey.

The Carolina Hurricanes selected four players and acquired veteran defenseman Andrej Sekera via trade from Buffalo at the 2013 NHL Draft at the Prudential Center in Newark, N.J., on June 30, 2013.

The Hurricanes opened the day by using the fifth overall pick to select center Elias Lindholm from Brynas of the Swedish Elite League. In 48 games during the 2012-13 season, the 18-year-old scored 11 goals and earned 19 assists (30 points) to rank third on the team in scoring despite being the youngest player on its roster. Lindholm (6'0", 181 lbs.) was a finalist for Swedish Elite League rookie of the year after leading all junior-aged players in scoring. He represented Sweden and captured the silver medal at the 2013 International Ice Hockey Federation (IIHF) World Junior Championship in January. In 2012, he was a member of Sweden's silver-medal-winning team at the IIHF World U18 Championship.

Carolina was slated to pick fifth in the draft's second round, but opted to trade the 35th overall pick and defenseman Jamie McBain to the Buffalo Sabres in exchange for Sekera. The 27-year-old Slovakian defenseman completed his seventh NHL season with Buffalo in 2012-13, and ranked third among Sabres defenseman in average ice time per game (21:12) and blocked shots (73).

In the third round, the Hurricanes used the 66th overall pick in the draft to select University of New Hampshire defenseman Brett Pesce. Pesce, 18, finished his freshman season with the Wildcats in 2012-13, scoring one goal and earning five assists, while playing in 38 of the team's 39 games. Prior to beginning his collegiate career, the Tarrytown, NY, native played two seasons with the North Jersey Avalanche where he totaled 40 points in 52 games. Pesce (6'3", 190 lbs.) also skated one season with the Jersey Hitmen of the Eastern Junior Hockey League, and scored one goal and earned five assists (6 points) in 17 games. He represented the United States at the 2011 Ivan



Brett Pesce is pictured after being selected 66th overall by the Carolina Hurricanes during the 2013 NHL Draft at Prudential Center on June 30, 2013 in Newark, New Jersey.

Hlinka Memorial Tournament and played with the U.S. National Development Team during the 2011-12 holiday break.

Without a fourth-round pick, Carolina used its fifth-round (126th overall) pick to select left wing Brent Pedersen from the Kitchener Rangers of the Ontario Hockey League (OHL). The Kitchener, Ont., native finished the 2012-13 regular season with 14 goals and 16 assists (30 points), and his plus-11 plus/minus rating ranked third among Rangers forwards. In two seasons of major-junior hockey, Pedersen (6'2", 205 lbs.) has scored 23 goals and earned 21 assists (44 points) in 132 regular-season games. He has been a teammate of Carolina's 2011 first-round (12th overall) draft pick, defenseman Ryan Murphy, for the past two seasons.

The Hurricanes rounded out their 2013 draft class by selecting defenseman Tyler Ganly in the sixth round (156th overall). The Milton, Ont., native played his first season of major-junior hockey in 2012-13 and earned 17 assists in 62 games with the OHL's Sault Ste. Marie Greyhounds. Ganly (6'2", 201 lbs.) finished the season ranked third among team defensemen with 64 penalty minutes and fourth among team blueliners in assists and points (17).

Carolina Hurricanes 2013 NHL Entry Draft Selections

Rd	Pick	Name	Ht.	Wt.	Pos.	Team (League)
1	5	Elias Lindholm	6'0"	181	C	Brynas (Swe.)
2	35	Traded to Buffalo				
3	66	Brett Pesce	6'3"	190	D	U. of New Hampshire (HE)
5	126	Brent Pedersen	6'2"	205	LW	Kitchener (OHL)
6	156	Tyler Ganly	6'2"	201	D	Sault Ste. Marie (OHL)







CHARLOTTE CHECKERS (AHL)

210 E Trade Street, Suite E480

Charlotte, NC 28202

Phone: 704/342-4423

Fax: 704/377-4595

Website: www.gocheckers.com

Colors: Red, Black and Silver

Home Arena (capacity): Time Warner Arena (6,800)

DIRECTORY

Owner/CEO/Governor Michael A. Kahn
 Chief Operating Officer/Alternate Governor Tera Black
 Sr. VP of Hockey Business Operations Derek Wilkinson
 Director of Finance/Controller Meredith Pollov
 Head Coach/General Manager Jeff Daniels
 Assistant Coach Gordie Kinnear
 Head Athletic Trainer Brian Maddox
 Head Equipment Manager Steve Latin
 Equipment Manager Donny White
 Vice President, Corporate Partnerships Mary Grams
 Director of Corporate Partnerships Buzz Wilkie
 Corporate Partnerships Manager Jordan Harris
 Corporate Partnerships Manager Drew Gehringer
 Corporate Services Specialist Megan Harman
 Senior Vice President Shawn Lynch

Director of Group Ticket Sales Alice Garmon
 Director of Ticket Sales Kevin Wagner
 Director of Ticket Services Greg Martin
 Fan Services Manager Adam Slechta
 Senior Account Executive Nathan Beasley
 Group Sales Specialist Melanie Bergen
 Group Relations Specialist Jen Yoger
 Account Executive Brandon Jetton
 Executive Director, CCCF/VP, Licensing Danielle Adkins
 Vice President, Creative Services Eric Bridenstine
 Vice President, Communications and Outreach Mike Lappan
 Director of Digital Media Paul Branecky
 Director of Community Relations Elle Bunn
 Director of Broadcasting/Voice of the Checkers Jason Shaya
 Director of Merchandise Jessica Taylor

2013-14 SCHEDULE

DAY	DATE	OPPONENT	TIME	DAY	DATE	TIME	OPPONENT
OCTOBER				JANUARY (continued)			
Friday	4	at Oklahoma City	8 p.m.	Sunday	19	vs. Norfolk	5 p.m.
Saturday	5	at Oklahoma City	8 p.m.	Thursday	23	vs. Oklahoma City	7 p.m.
Saturday	19	vs. Iowa	7 p.m.	Friday	24	vs. Oklahoma City	7 p.m.
Sunday	20	vs. Iowa	1:30 p.m.	Tuesday	28	at Norfolk	7:15 p.m.
Friday	25	at Grand Rapids	7 p.m.	Friday	31	at Lake Erie	7:30 p.m.
Saturday	26	at Rockford	4 p.m.	FEBRUARY			
Sunday	27	at Chicago	4 p.m.	Saturday	1	at Lake Erie	7 p.m.
Wednesday	30	at Grand Rapids	7 p.m.	Tuesday	4	at Abbotsford	10 p.m.
Thursday	31	at Rockford	8 p.m.	Wednesday	5	at Abbotsford	10 p.m.
NOVEMBER				Friday	7	vs. Oklahoma City	7:30 p.m.
Saturday	2	at San Antonio	8 p.m.	Sunday	9	vs. Oklahoma City	1:30 p.m.
Thursday	7	vs. Chicago	7 p.m.	Friday	14	vs. Abbotsford**	7:30 p.m.
Saturday	9	vs. Chicago	7 p.m.	Sunday	16	vs. Abbotsford**	1:30 p.m.
Wednesday	13	vs. Hershey	7 p.m.	Tuesday	18	vs. Norfolk	7 p.m.
Thursday	14	vs. Hershey	7 p.m.	Friday	21	at Texas	8:30 p.m.
Saturday	16	at Toronto	3 p.m.	Saturday	22	at Texas	8 p.m.
Tuesday	19	at Toronto	7 p.m.	Wednesday	26	at Norfolk	7:15 p.m.
Saturday	23	vs. Rockford	7 p.m.	MARCH			
Sunday	24	vs. Rockford	1:30 p.m.	Saturday	1	at Hershey	7 p.m.
Wednesday	27	at Norfolk	7:15 p.m.	Sunday	2	at Hershey	4 p.m.
Saturday	30	vs. Milwaukee	7 p.m.	Friday	7	at San Antonio	8:30 p.m.
DECEMBER				Saturday	8	at Texas	8 p.m.
Sunday	1	vs. Milwaukee	1:30 p.m.	Sunday	9	at San Antonio	5 p.m.
Thursday	5	vs. Rockford	7 p.m.	Wednesday	12	at Texas	8:30 p.m.
Saturday	7	vs. Rockford	7 p.m.	Saturday	15	vs. Lake Erie	7 p.m.
Tuesday	10	vs. San Antonio	7 p.m.	Sunday	16	vs. Lake Erie	1:30 p.m.
Thursday	12	vs. San Antonio	7 p.m.	Wednesday	19	at Norfolk	7:15 p.m.
Sunday	15	vs. Norfolk	5 p.m.	Friday	21	vs. San Antonio	7 p.m.
Thursday	19	vs. Norfolk	7 p.m.	Sunday	23	vs. San Antonio	1:30 p.m.
Friday	20	vs. Toronto	7 p.m.	Tuesday	25	at Iowa	8:05 p.m.
Saturday	21	vs. Toronto*	12 p.m.	Wednesday	26	at Iowa	8:05 p.m.
Friday	27	at Milwaukee	8 p.m.	Saturday	29	vs. Oklahoma City	7 p.m.
Sunday	29	at Chicago	5 p.m.	Sunday	30	vs. Oklahoma City	1:30 p.m.
Monday	30	at Rockford	8 p.m.	APRIL			
JANUARY				Friday	4	at San Antonio	8:30 p.m.
Friday	3	vs. Texas	7 p.m.	Saturday	5	at Oklahoma City	8 p.m.
Sunday	5	vs. Texas	1:30 p.m.	Sunday	6	at Oklahoma City	5 p.m.
Friday	10	at Oklahoma City	8 p.m.	Thursday	10	vs. Grand Rapids	7 p.m.
Saturday	11	at Oklahoma City	8 p.m.	Sunday	13	vs. Grand Rapids	1:30 p.m.
Friday	17	vs. Texas	7 p.m.	Friday	18	at Milwaukee	8 p.m.
Saturday	18	vs. Texas*	12 p.m.	Saturday	19	at Rockford	8 p.m.

*Checkers/Bobcats doubleheader

**Game to be played at PNC Arena in Raleigh



JEFF DANIELS

HEAD COACH AND GENERAL MANAGER

Jeff Daniels, who first joined the Carolina Hurricanes organization as a player in 1995, has been head coach and general manager of its AHL affiliate since taking control of the Albany River Rats in 2008. Prior to assuming his current position, Daniels spent four seasons with the Hurricanes as an assistant coach, helping guide the team to a Stanley Cup championship in 2006. He also served in a player development role for the Hurricanes immediately following his retirement as a player in November 2003.

Daniels was behind the bench for each of the Checkers' first three AHL seasons in Charlotte, leading the club to a record of 124-82-26. During the club's inaugural AHL season in 2010-11, he led the Checkers to 44 wins and 94 points during the regular season, marking the best totals for a Carolina affiliate since 2004-05. Daniels then guided the Checkers to the Eastern Conference final, the deepest Calder Cup Playoff run for Carolina's AHL team since the 1996-97 Springfield Falcons, a team for which he played.

Daniels was selected in the sixth round (109th overall) by

Pittsburgh in the 1986 NHL Entry Draft. In his 15-year professional playing career as a forward, Daniels spent time with Pittsburgh, Florida, Nashville and Carolina. In 425 NHL regular-season games, he scored 17 goals and 26 assists while adding three goals and five assists in 41 playoff games. As a player, the Oshawa, Ontario, native won a Stanley Cup with Pittsburgh in 1992 and made a return trip to the Stanley Cup Final with Carolina in 2002.

In addition to his time in the NHL, Daniels also played in the IHL and AHL. He played in 334 career IHL games with Muskegon, Cleveland, Detroit and Milwaukee, totaling 115 goals and 157 assists for 272 points. In 181 career AHL games with Springfield and New Haven, he earned 64 goals and 61 assists (125 points). Prior to turning professional in 1988, Daniels played four seasons of junior hockey for his hometown team, the Oshawa Generals of the Ontario Hockey League (OHL).

In the offseason, Jeff and his wife, Jennifer, live in Morrisville, NC, with their daughter, Jordan.



GEORDIE KINNEAR

ASSISTANT COACH

An assistant coach in the AHL since 2001, Geordie Kinnear has worked for the Carolina Hurricanes organization since 2007. He began his coaching career with Albany River Rats following an eight-year professional playing career and also served as a special assignment scout for the New Jersey Devils during the 2004-05 season.

After he played three seasons of junior hockey for the Peterborough Petes of the Ontario Hockey League, the New Jersey Devils drafted Kinnear in the seventh round (162nd overall) of the 1992 NHL Entry Draft. Beginning with the 1993-94 season, he skated with Albany for the first six years of his career, helping the team reach the playoffs each season. Over that time, he was a member of Albany's 1995 Calder Cup championship team,

appeared in four consecutive AHL All-Star Classics (1995-1999) and served as team captain for three seasons (1996-1999).

Kinnear signed with the Atlanta Thrashers as a free agent in August of 1999, making his National Hockey League debut by appearing in four games with Atlanta, posting a total of 13 penalty minutes. He split the 1999-2000 season between Atlanta and the Thrashers' IHL affiliate, the Orlando Solar Bears. After starting the 2000-01 season with Orlando, he was traded back to New Jersey on Nov. 6, 2000, and played 14 games with Albany before being forced to retire due to injury in December of 2000.

A defenseman originally from Simcoe, Ontario, Kinnear totaled 30 goals, 68 assists and 1,094 penalty minutes over the course of 406 career AHL games with Albany.



FLORIDA EVERBLADES (ECHL)

Germain Arena
11000 Everblades Parkway
Estero, FL 33928
Phone: 239/948-7825

Fax: 239/948-9299
Website: www.floridaeverblades.com
Colors: Navy Blue, Green, White

DIRECTORY

Head Coach	Greg Poss
Assistant Coach	Brad Tapper
Head Equipment Manager	John Sellars
Head Athletic Trainer	Steven Ruhmel
Vice President of Sales and Marketing	Chris Palin
Director of Group Sales	Trent Ferguson
Public/Community Relations Manager and Broadcaster	Alex Reed
Director of Sales	Sandy Sarbadhikari
Marketing and Sales Associate	Katie Loomis
Box Office Manager	Marcos Jimenez
Manager of Sponsorship Activation & Game Night Experience	Shannon Burrows
Audio/Video Coordinator	Alex Blair

2013-14 SCHEDULE

DAY	DATE	OPPONENT	TIME	DAY	DATE	OPPONENT	TIME
OCTOBER				JANUARY (continued)			
Friday	18	vs. Orlando	7:30 p.m.	Friday	24	at S. Carolina	7:05 p.m.
Saturday	19	at Orlando	7:00 p.m.	Saturday	25	at S. Carolina	7:05 p.m.
Friday	25	at Ontario	7:00 p.m.	Sunday	26	at Orlando	3:00 p.m.
Saturday	26	at Bakersfield	7:00 p.m.	Wednesday	29	vs. Greenville	7:30 p.m.
Sunday	27	at Ontario	3:00 p.m.	Friday	31	vs. Greenville	7:30 p.m.
Tuesday	29	at Las Vegas	7:05 p.m.	FEBRUARY			
NOVEMBER				Saturday	1	vs. Greenville	7:00 p.m.
Friday	1	vs. Orlando	7:30 p.m.	Tuesday	4	vs. Orlando	7:30 p.m.
Saturday	2	at Orlando	7:00 p.m.	Friday	7	vs. Gwinnett	7:30 p.m.
Wednesday	6	vs. Elmira	7:30 p.m.	Saturday	8	vs. Gwinnett	7:00 p.m.
Friday	8	vs. Elmira	7:30 p.m.	Friday	14	at Greenville	7:00 p.m.
Saturday	9	vs. Toledo	7:00 p.m.	Saturday	15	at Greenville	7:00 p.m.
Thursday	14	at Gwinnett	7:05 p.m.	Sunday	16	at S. Carolina	3:05 p.m.
Friday	15	at Gwinnett	7:05 p.m.	Wednesday	19	vs. Fort Wayne	7:30 p.m.
Saturday	16	at S. Carolina	7:05 p.m.	Friday	21	vs. Fort Wayne	7:30 p.m.
Thursday	21	at Orlando	7:00 p.m.	Saturday	22	vs. Fort Wayne	7:00 p.m.
Friday	22	vs. Orlando	7:30 p.m.	Friday	28	at Gwinnett	7:05 p.m.
Saturday	23	vs. Orlando	7:00 p.m.	MARCH			
Wednesday	27	at Kalamazoo	7:00 p.m.	Saturday	1	at Gwinnett	7:05 p.m.
Thursday	28	at Fort Wayne	7:35 p.m.	Sunday	2	at Gwinnett	2:05 p.m.
Saturday	30	at Fort Wayne	7:35 p.m.	Tuesday	4	vs. Orlando	7:30 p.m.
DECEMBER				Friday	7	vs. Gwinnett	7:30 p.m.
Friday	6	vs. Colorado	7:30 p.m.	Saturday	8	vs. Gwinnett	7:00 p.m.
Saturday	7	vs. Colorado	7:00 p.m.	Friday	14	at Fort Wayne	8:05 p.m.
Wednesday	11	at Elmira	7:05 p.m.	Saturday	15	at Fort Wayne	7:35 p.m.
Friday	13	at Reading	7:05 p.m.	Sunday	16	at Evansville	5:00 p.m.
Saturday	14	at Wheeling	7:00 p.m.	Tuesday	18	at Evansville	7:15 p.m.
Sunday	15	at Wheeling	3:00 p.m.	Thursday	20	at Greenville	7:00 p.m.
Friday	20	vs. Greenville	7:30 p.m.	Saturday	22	at Greenville	7:00 p.m.
Saturday	21	vs. Greenville	7:00 p.m.	Wednesday	26	vs. Evansville	7:30 p.m.
Saturday	28	at Orlando	7:00 p.m.	Friday	28	vs. Cincinnati	7:30 p.m.
Monday	30	at Orlando	7:00 p.m.	Saturday	29	vs. Cincinnati	7:00 p.m.
JANUARY				APRIL			
Friday	3	at Greenville	7:00 p.m.	Wednesday	2	vs. S. Carolina	7:30 p.m.
Saturday	4	at Gwinnett	7:05 p.m.	Friday	4	vs. S. Carolina	7:30 p.m.
Friday	10	vs. S. Carolina	7:30 p.m.	Saturday	5	vs. S. Carolina	7:00 p.m.
Saturday	11	vs. S. Carolina	7:00 p.m.	Wednesday	9	vs. Reading	7:30 p.m.
Friday	17	vs. Orlando	7:30 p.m.	Friday	11	vs. Reading	7:30 p.m.
Saturday	18	vs. Orlando	7:00 p.m.	Saturday	12	vs. Greenville	7:00 p.m.



CRAIG BRUSH PRESIDENT AND GENERAL MANAGER

Craig Brush, President of the Florida Everblades, along with partners Peter Karmanos and the late Thomas Thewes, founded the Everblades and Germain Arena in 1998. Brush, a native of Milton, Ontario, oversees all aspects of both the hockey club and the sports complex.

In 15 seasons, the Everblades have hosted 3,255,707 fans in 538 regular season games, an average of 6,054 per game, and have led the ECHL in attendance in five of their 15 seasons. Florida won its first Kelly Cup title in 2012, winning the Cup on home ice in front of a standing-room only crowd of 7,290 fans on May 23, 2012. Germain Arena and the Everblades hosted the 2003 Compuware/ECHL All-Star Game and have led the Kelly Cup Playoffs in attendance six times.

The Everblades have earned a post-season berth in 15 consecutive seasons in Southwest Florida. During the 2003-04

season, Florida captured the Eastern Conference title and made its first ever trip to the Kelly Cup Finals. After capturing the 2004-05 American Conference Championship, the Everblades became the first team in Kelly Cup history to make back-to-back trips to the Kelly Cup Finals. Florida was also awarded the regular-season championship Brabham Cup following the 1998-99 and 2008-09 seasons.

Brush played hockey for three seasons at Cornell University and was a member of the 1970 undefeated NCAA Championship team. He has also coached in the Compuware youth hockey program for many years.

Craig and his wife, Kyle, split time between Estero, Florida, and Birmingham, Michigan. The couple has three sons, Matt, Tyler and Patrick, and five grandchildren: Anna, Mary, Jane, Sloan and Brett.



GREG POSS HEAD COACH

Poss, 48, enters his fourth season as head coach of the Florida Everblades, and is just the fourth head coach in the 13-year history of the franchise. In 2011-12, the Green Bay, WI, native led the Everblades to their first Kelly Cup title. During his three seasons with the Everblades, Poss has posted a coaching record of 115-83-23, along with a 23-12 postseason mark.

Poss came to Florida after serving as an assistant coach with the ECHL's Ontario Reign in 2009-10. Prior to joining the Reign, Poss spent eight seasons as a head coach in the German Elite League (DEL) with Iserlohn, Nuremberg and Mannheim. In 2006-07, he helped Mannheim become the first team in DEL history to finish in first place in the regular season, win the inter-league tournament and capture the league championship in the same year, after leading the club to a 35-9-8 record.

In addition to his club team experience, Poss has also gained experience in international competitions. In 2009, he served as an assistant coach with the USA Hockey team that finished second in the Deutschland Cup. In 2004 and 2005, Poss served as head

coach of the German Senior National teams that participated in the Deutschland Cup and 2005 IIHF World Championships. His first international coaching experience came in 2003, as an assistant coach for the American team that finished first in the Deutschland Cup. In 2004, he again served as an assistant coach for Team USA, as the Americans won bronze at the IIHF World Championships in Prague.

As a player, Poss played on the professional level for three seasons in the American Hockey League (AHL) and International Hockey League (IHL). In two seasons from 1989-91, Poss tallied 44 points (17g, 27a) and 103 penalty minutes in 109 games with the Maine Mariners (AHL). In 1991-92, Poss skated in 18 games with the Peoria Rivermen (IHL), earning five points (1g, 4a) and 41 penalty minutes before suffering a career-ending knee injury.

Prior to turning professional, Poss played four seasons at the University of Wisconsin from 1985-1989, posting 25 points in 101 career games.

AFFILIATIONS HISTORY

YEARLY AFFILIATIONS

YEAR	TEAM	COACH	GP	W	L	T/OT	OT/SOL	PTS	GF	GA	PCT
1979-80	Springfield Indians	Larry Kish	80	31	37	12		74	292	302	0.463
1980-81	Binghamton Whalers	Larry Kish	80	32	42	6		70	296	336	0.438
1981-82	Binghamton Whalers	Larry Kish	80	46	28	6		98	329	266	0.613
1982-83	Binghamton Whalers	John Cunneiff/Rick Ley	80	36	36	8		80	320	333	0.500
1983-84	Binghamton Whalers	John Cunneiff	80	33	43	4		70	359	388	0.438
1984-85	Binghamton Whalers	Larry Pleau	80	52	20	8		112	388	265	0.700
1985-86	Binghamton Whalers	Larry Pleau	80	41	34	5		87	316	290	0.544
1986-87	Binghamton Whalers	Larry Pleau	80	47	26	7		101	309	259	0.631
1987-88	Binghamton Whalers	Larry Pleau/Doug Jarvis	80	38	34	8		87	353	300	0.544
1988-89	Binghamton Whalers	Claude Larose	80	28	46	6		62	307	392	0.388
1989-90	Binghamton Whalers	Doug McKay	80	11	60	9		31	229	366	0.194
1990-91	Springfield Indians	Jim Roberts	80	43	27	10		96	348	281	0.600
1991-92	Springfield Indians	Jay Leach	80	43	29	8		94	308	277	0.588
1992-93	Springfield Indians	Jay Leach	80	25	41	14		64	282	336	0.400
1993-94	Springfield Indians	Joel Quenneville	80	29	38	13		71	309	327	0.444
1994-95	Springfield Falcons	Paul Gillis	80	31	37	12		74	299	289	0.463
1995-96	Springfield Falcons	Kevin McCarthy	80	42	27	11		100	272	215	0.594
1996-97	Springfield Falcons	Kevin McCarthy	80	41	27	12		96	268	229	0.588
1997-98	Beast of New Haven	Kevin McCarthy	80	38	35	7		85	256	239	0.519
1998-99	Beast of New Haven	Kevin McCarthy	80	33	35	12		78	240	250	0.488
1999-00	Cincinnati Cyclones	Ron Smith	82	44	30	8		96	244	246	0.585
2000-01	Cincinnati Cyclones	Ron Smith	82	44	29	9		97	267	258	0.591
2001-02	Lowell Lock Monsters	Ron Smith	82	41	25	11	3	96	229	209	0.585
2002-03	Lowell Lock Monsters	Ron Smith	82	19	51	7	3	48	175	275	0.293
2003-04	Lowell Lock Monsters	Ron Smith	80	32	36	6	6	76	208	242	0.475
2004-05	Lowell Lock Monsters	Tom Rowe	80	47	27	1	5	100	242	190	0.625
2005-06	Lowell Lock Monsters	Tom Rowe	80	29	37	6	8	72	222	257	0.450
2006-07	Albany River Rats	Tom Rowe	80	37	36		7	81	246	258	0.506
2007-08	Albany River Rats	Tom Rowe	80	43	30		7	93	213	198	0.581
2008-09	Albany River Rats	Jeff Daniels	80	33	40		7	73	219	258	0.456
2009-10	Albany River Rats	Jeff Daniels	80	43	29	3	5	94	244	231	0.588
2010-11	Charlotte Checkers	Jeff Daniels	80	44	27	2	7	97	265	243	0.606
2011-12	Charlotte Checkers	Jeff Daniels	76	38	29	3	6	85	209	214	0.559
2012-13	Charlotte Checkers	Jeff Daniels	76	42	26	4	4	92	227	202	0.605

YEAR	TEAM	COACH	STANDINGS
1979-80	Springfield Indians	Larry Kish	5th—N'n Div.
1980-81	Binghamton Whalers	Larry Kish	3rd—S'n Div.
1981-82	Binghamton Whalers	Larry Kish	1st—S'n Div.
1982-83	Binghamton Whalers	John Cunneiff/Rick Ley	4th—S'n Div.
1983-84	Binghamton Whalers	John Cunneiff	6th—S'n Div.
1984-85	Binghamton Whalers	Larry Pleau	1st—S'n Div.
1985-86	Binghamton Whalers	Larry Pleau	2nd—S'n Div.
1986-87	Binghamton Whalers	Larry Pleau	2nd—S'n Div.
1987-88	Binghamton Whalers	Larry Pleau/Doug Jarvis	4th—S'n Div.
1988-89	Binghamton Whalers	Claude Larose	7th—S'n Div.
1989-90	Binghamton Whalers	Doug McKay	7th—S'n Div.
1990-91	Springfield Indians	Jim Roberts	1st—N'n Div.
1991-92	Springfield Indians	Jay Leach	1st—N'n Div.
1992-93	Springfield Indians	Jay Leach	4th—N'n Div.
1993-94	Springfield Indians	Joel Quenneville	4th—N'n Div.
1994-95	Springfield Falcons	Paul Gillis	5th—N'n Div.
1995-96	Springfield Falcons	Kevin McCarthy	1st—N'n Div.
1996-97	Springfield Falcons	Kevin McCarthy	2nd—N'n Div.
1997-98	Beast of New Haven	Kevin McCarthy	3rd—NE Div.
1998-99	Beast of New Haven	Kevin McCarthy	5th—NE Div.
1999-00	Cincinnati Cyclones	Ron Smith	3rd—East Div.
2000-01	Cincinnati Cyclones	Ron Smith	3rd—East Div.
2001-02	Lowell Lock Monsters	Ron Smith	1st—N'n Div.
2002-03	Lowell Lock Monsters	Ron Smith	5th—N'n Div.
2003-04	Lowell Lock Monsters	Ron Smith	6th—Atl. Div.
2004-05	Lowell Lock Monsters	Tom Rowe	3rd—Atl. Div.
2005-06	Lowell Lock Monsters	Tom Rowe	5th—Atl. Div.
2006-07	Albany River Rats	Tom Rowe	4th—East Div.
2007-08	Albany River Rats	Tom Rowe	3rd—East Div.
2008-09	Albany River Rats	Jeff Daniels	7th—East Div.
2009-10	Albany River Rats	Jeff Daniels	2nd—East Div.
2010-11	Charlotte Checkers	Jeff Daniels	3rd—East Div.
2011-12	Charlotte Checkers	Jeff Daniels	3rd—Midwest Div.
2012-13	Charlotte Checkers	Jeff Daniels	2nd—West Div.

PLAYOFF HISTORY

Missed the playoffs by one point
Lost to Adirondack in the first round, 4-1
Lost to New Brunswick in the Finals, 4-1
Lost to Rochester in the first round, 4-1
Missed the playoffs by 14 points
Lost to Baltimore in the second round, 4-0
Lost to St. Catharines in the first round, 4-2
Lost to Rochester in the second round, 4-2
Lost to Hershey in the first round, 4-0
Missed the playoffs by 20 points
Missed the playoffs by 61 points
Won the Calder Cup
Lost to Adirondack in the second round, 4-0
Lost to Cape Breton in the third round, 2-0
Lost to Adirondack in the first round, 4-2
Missed playoffs on tie-breaking formula
Lost to Portland in the second round, 4-2
Lost to Hershey in the third round, 4-3
Lost to Hartford in first round, 3-0
Missed playoffs on tie-breaking formula
Lost to Grand Rapids in East Div. finals, 4-1
Lost to Orlando in first round, 4-1
Lost to St. John's in first round, 3-2
Missed the playoffs by 29 points
Missed the playoffs by nine points
Lost to Providence in the second round, 4-1
Missed the playoffs by 20 points
Lost to Hershey in the first round, 4-1
Lost to Philadelphia in the first round, 4-3
Missed the playoffs by 20 points
Lost to Hershey in the second round, 4-0
Lost to Binghamton in the third round, 4-0
Missed the playoffs by one point
Lost to Oklahoma City in the first round, 3-2

MINOR LEAGUE AFFILIATE LEADING SCORER

YEAR	TEAM	PLAYER	GP	G	A	PTS	PIM
1979-80	Springfield Indians	Jean Savard	78	28	43	71	60
1980-81	Binghamton Whalers	Ray Allison	74	31	39	70	81
1981-82	Binghamton Whalers	Bob Sullivan	74	47	43	90	44
1982-83	Binghamton Whalers	Ross Yates	77	41	84*	125*	28
1983-84	Binghamton Whalers	Ross Yates	68	35	73*	108	82
1984-85	Binghamton Whalers	Paul Gardner	64	51*	79*	130**	10
1985-86	Binghamton Whalers	Daryl Evans	69	40	52	92	50
1986-87	Binghamton Whalers	Mike Millar	61	45	32	77	38
1987-88	Binghamton Whalers	Mike Richard	72	46	48	94	23
1988-89	Binghamton Whalers	Terry Yake	75	39	56	95	57
1989-90	Binghamton Whalers	James Black	80	37	35	72	34
1990-91	Springfield Indians	Michel Picard	77	56*	40	96	61
1991-92	Springfield Indians	Shawn Evans	80	11	67	78	81
1992-93	Springfield Indians	Leonid Toropchenko	71	31	30	61	59
1993-94	Springfield Indians	Mike Tomlak	79	44	56	100	53
1994-95	Springfield Falcons	Robert Petrovicky	74	30	52	82	121
1995-96	Springfield Falcons	Iain Fraser	53	24	47	71	27
1996-97	Springfield Falcons	Juha Ylonen	70	20	41	61	6
1997-98	Beast of New Haven	Kevin Brown	67	28	44	72	65
1998-99	Beast of New Haven	Shane Willis	73	31	50	81	49
1999-00	Cincinnati Cyclones	Gilbert Dionne	81	34	49	83	88
2000-01	Cincinnati Cyclones	Greg Koehler	80	35	36	71	122
2001-02	Lowell Lock Monsters	Jeff Heerema	76	33	37	70	90
2002-03	Lowell Lock Monsters	Ryan Bayda	53	11	32	43	32
2003-04	Lowell Lock Monsters	Mike Zigomanis	61	17	35	52	56
2004-05	Lowell Lock Monsters	Eric Staal	77	26	51	77	88
2005-06	Lowell Lock Monsters	Keith Aucoin	72	29	56	85	68
2006-07	Albany River Rats	Keith Aucoin	65	27	72	99	108
2007-08	Albany River Rats	Jamie Johnson	79	21	37	58	28
2008-09	Albany River Rats	Jerome Samson (tied)	70	22	32	54	56
2009-10	Albany River Rats	Jerome Samson	74	37	41	78	66
2010-11	Charlotte Checkers	Zach Boychuk	60	22	43	65	48
2011-12	Charlotte Checkers	Chris Terry	74	16	43	59	67
2012-13	Charlotte Checkers	Chris Terry	70	25	35	60	40

*Indicates an AHL Leading Figure

**Indicates an AHL Record Figure



KIDS 'N COMMUNITY
FOUNDATION
"THE HEART OF THE HURRICANES"

FOUNDATION ACTIVITIES AND FUNDRAISING EVENTS

FOUNDATION DONATIONS

The Carolina Hurricanes Kids 'N Community Foundation strives to meet the educational, social, cultural and health-related needs of our community by offering unique resources and financial support to local youth-oriented organizations. Since its inception in 1997, the Kids 'N Community Foundation has donated more than \$11 million in cash and in-kind services.

During the 2012-13 season, the Kids 'N Community Foundation donated \$436,600 in cash to 26 different North Carolina children's charities and foundations. Each donation is required to meet the health and educational needs of children of under-served populations in our community. Specification of how the funds will be used and periodic updates on the progress of the programs are required for each agency.

FOUNDATION FUNDRAISERS

The Kids 'N Community Foundation has increased its impact in the community thanks to unique and interactive fundraising opportunities for our fans. The Foundation's largest fundraisers of the season – the annual Casino Night and Wine Tasting, Skate with the Canes and the Hurricanes Alumni Game – combined for more than \$366,000 in charitable funds raised. The success of these events, as well as other fundraisers throughout the year, relies on support from fans and Hurricanes players, coaches, front office executives, broadcasters and staff who attend each major fundraiser.

Every home game features a silent auction showcasing autographed jerseys, equipment, photos and much more. The game-night auctions raised \$91,792 in 2012-13. In addition, online auctions generated more than \$15,000.

Other fundraisers during the regular season included the Carolina Ale House Points for Kids program, the Paper Heart & Magnet campaign, the We Love the Hurricanes Luncheon, 24-Hour APC Bike Challenge and the Holiday Mystery Pucks sales.

COMMUNITY INITIATIVES

PICK UP A BOOK AND READ

The Pick Up a Book and Read program, which gives third, fourth and fifth grade students incentives to read, had a resoundingly successful year. Record numbers of participating students, classrooms and schools read a combined total of more than 4.7 million pages. The schools that produced the most pages read received special assemblies with Stormy and Hurricanes alumnus Shane Willis, and the top five schools in 2012-13 were Leesville Elementary, Alston Ridge Elementary, Penny Road Elementary School, Davis Drive Elementary School and College Lakes Elementary School. Pick Up a Book and Read also continued the optional essay contest. Twenty essay finalists came to PNC Arena along with their parents and teachers for a recognition lunch, which featured Stormy and a surprise visit by Rod Brind'Amour.

HOCKEY IS FOR EVERYONE INITIATIVE

The Capital City Crew completed its fourth full season as part of the NHL Hockey is for Everyone program. Thanks to grants from the Kids 'N Community Foundation, the NHLPA Goals and Dreams Foundation, the NHL Foundation, PNC Bank and equipment donations from the community and Eric Staal, the Crew provides the full hockey experience at no cost to participants. The roster is made up of 45 kids ages 8-14 from local Boys and Girls Clubs, and the season consists of 15 on-ice sessions which included practices, scrimmages and 12 sessions of the life skills program. The season wrapped up with an awards dinner hosted by the Carolina Ale House, where Tuomo Ruutu was on hand to present trophies and take pictures with the players.

CANES CARE

Canes Care is a community outreach program for full-time Carolina Hurricanes and PNC Arena staff. During the 2012-13 season, 70 staff members donated 490 hours of time to volunteer in the North Carolina community.

Staff members volunteered at SEEDS, Triangle Family Services, Marbles Kids Museum, Genesis Home, Durham Nativity School, Blue Ribbon Mentor-Advocate, Ronald McDonald House of Chapel Hill, The Hill Center, Food Bank of Central & Eastern NC, Urban Ministries of Wake County, Habitat for Humanity of Wake County, North Carolina Senior Centers, East Durham Children's Initiative, Autism Society of NC, YMCA of the Triangle, House of Hope, Miracle League of the Triangle, and CORRAL Riding Academy.

The program gives staff an opportunity to support many of the hard-working non-profit organizations in North Carolina.

COMMUNITY WALKS

The Carolina Hurricanes formed teams to participate in the Susan G. Komen Race for the Cure, Triangle Heart Walk and Walk for Hope. Canes with Heart generated nearly \$3,500 in funds for the American Heart Association. Team Canes for a Cure recruited 45 members who raised \$3,494 for Susan G. Komen Triangle Race for the Cure in June 2013.

TICKET PROGRAMS

HURRICANES HEROES


Hurricanes Heroes is a program in which tickets are donated to the community relations department by local businesses and season ticket holders. The tickets are then distributed by the Kids 'N Community Foundation to local children's charities and organizations at no cost. Nearly 300 tickets were donated to non-profit organizations in our community during the 2012-13 season.



HOLIDAY TICKET SPECIAL NIGHTS

Throughout the season, the Carolina Hurricanes hosted several charity drives to give back to the community. These drives allowed Hurricanes fans to make giving back part of their game day experience. Thank you to all of the fans that made these drives successful!

- Caniac Carnival Blood Drive: On September 30, the Hurricanes hosted a blood drive benefiting Rex Blood Services. 31 people registered and 25 pints of blood were donated to help save 75 local lives.
- Hurricanes Holiday Toy Drive: Fans who donated new, unwrapped toys at PNC Arena or local Belk stores in early December received 25 percent off their purchase at the Eye Store. Hundreds of toys were donated and distributed to InterAct of Wake County and Helping Hand Mission.



- **Canes Book Drive:** In honor of Teacher Appreciation Night and Read Across America, Hurricanes fans donated 1,523 books during the week of February 14-21. The books were given to the North Carolina Association of Educators to distribute among 4 Title I (75-95% Free or Reduced Lunch) North Carolina elementary schools to help fill their libraries.
- **Military Appreciation Drive:** In honor of Military Appreciation Night, thousands of protein bars were donated by fans on March 9 at the game against the New Jersey Devils. The protein bars were packed and shipped along with Hurricanes wall flags to Special Operations groups in the Middle East.
- **Hurricanes Food Drive:** On March 20-26, fans donated non-perishable food to benefit Urban Ministries of Wake County. A total of 495 pounds of food were collected on the game nights and at PNC Arena throughout that week.
- **School Supply Drive:** In conjunction with Canes Summerfest and Select-a-Seat July 15-20, the Hurricanes hosted a School Supply Drive to benefit children from Grandfather Home for Children, Genesis Home and the Read and Feed program. Fans donated enough supplies to fully support 57 students at Grandfather Home for Children, supplement the school needs for the children at Genesis Home, and fill 450 backpacks with supplies for the children that participate in a Read and Feed program during the 2013-14 school year.

PLAYER EFFORTS

ERIC'S ENTOURAGE

For the sixth consecutive season, Carolina Hurricanes Captain Eric Staal and his wife, Tanya, showed their support for children in our community by providing a 12-person, all-inclusive luxury suite every home game for different non-profit children's organizations. Eric personally purchases the suite for each Carolina Hurricanes home game for deserving organizations to enjoy. The organization who gets the privilege of using the suite assumes the role of Eric's Entourage for the night, and each kid receives an autographed Eric's Entourage t-shirt.

CAM'S CHAMPS

Cam Ward and his wife, Cody, displayed their support of athletes with special needs through an all-inclusive charity suite, Cam's Champs. Athletes from the Miracle League of the Triangle, Triangle Special Hockey Association and Special Olympics of North Carolina were the primary focus of Cam's Champs, but other all-inclusive teams such as the Dream Sports Center All-Stars, NC Sports for Special Kids and the NC Therapeutic Riding Center also became Cam's Champs for a game. Several of the groups were fortunate to have the opportunity to meet Ward post-game.

ST. BALDRICK'S

The Carolina Hurricanes players, staff and fans once again raised funds and awareness for the St. Baldrick's Foundation in 2012-13. On March 19, 2013, professional barbers were on hand to shave heads on PNC Arena's front lawn. In exchange for losing their locks, fans received two tickets to the game that night. John Forslund commentated as Tripp Tracy had his head shaved during intermission. There were a total of 187 fans that shaved their heads, and \$61,285.67 was raised for the St. Baldrick's Foundation.

APPEARANCES

Despite the commitment of the season, Hurricanes players work public appearances and charitable causes into their very busy schedules. Our community is fortunate to be home to professional athletes who understand the importance of giving back.

- Riley Nash read to a Pick Up a Book and Read 4th grade classroom at Alston Ridge Elementary.
- Tuomo Ruutu passed out trophies, took pictures, and signed autographs at the Carolina Ale House during the End of Season Banquet for the Capital City Crew.
- Eric Staal met with youth hockey players at Cleland Ice Rink on Fort Bragg at a celebration of the partnership between the Kids 'N Community Foundation, Defending the Blue Line and Cape Fear Youth Hockey Association to keep the ice rink open.
- Tim Wallace and Drayson Bowman played street hockey with a lucky family who won the opportunity to "Play with the Canes".
- Jay Harrison and Justin Faulk promoted their subs "The Defender" and "The Faulker 27" at the Harris Teeter in North Hills.
- Jaime McBain, Tuomo Ruutu, Jordan Staal and Rod Brind'Amour all hosted the Coors Light Canes Corner at the Backyard Bistro.
- Alumnus and Assistant Coach, Rod Brind'Amour, presented certificates and signed autographs at the Pick Up a Book and Read Essay Luncheon.
- Entire team participated in over 10 post-game meet & greets.

COMMUNITY RELATIONS

FAN DEVELOPMENT

STORMY

When he's not chillin' at PNC Arena, the Carolina Hurricanes' mascot, Stormy, takes his act on the road to share hockey fun with others. The loveable ice hog made 171 appearances in the Triangle and surrounding communities at schools, community events, churches, hospitals, birthday parties, awareness walks and other charitable events throughout the year. From interacting with fans during games to cutting up on the ice, Stormy is a key part of the Canes Hockey game day experience.

EYE CARE ASSOCIATES STORM SQUAD

The Eye Care Associates Storm Squad brings enthusiasm and excitement to Hurricanes games, community events and private functions throughout the year. When members were not leading the crowd in cheering on the Hurricanes at PNC Arena this season, they were out in the community at over 80 events, ranging from awareness walks and charity golf tournaments to community festivals and fundraising events. They also got to know fans at Carolina Ale House Cool Bar stops, where members sold raffle tickets to benefit the Kids 'N Community Foundation and talked hockey with fans who were watching the Canes on the road.

In addition to their presence at all home games and out in the community, the Storm Squad annually hosts a group of girls ages 7-13 for a Junior Storm Squad clinic and in-game performance. The Junior Storm Squad spent an entire evening with the Eye Care Associates Storm Squad participating in activities focused on the importance of leadership, perseverance, community service and self-confidence. To top off the experience, the Junior Storm Squad joined their role models at a game to exhibit all that they learned during the clinic, including signature Eye Care Associates Storm Squad moves and cheers.

As the first, and best, fan development team in the NHL, the Eye Care Associates Storm Squad is a crucial part of the Carolina Hurricanes brand. Their presence at games and out in the community has made them a key component of not only the organization, but of the community as a whole.

RON THE REF

Ron the Ref has been a staple of the Carolina Hurricanes organization since its establishment in Raleigh. Ron serves as the knowledgeable and friendly in-game host that does everything from leading in-game promotions to refereeing mighty-mites hockey games during intermissions. As a certified referee, he is always happy to share his hockey knowledge with fans who want to know more about the game. This year, Ron was involved in a number of outside appearances as well, participating in school assemblies with his favorite Ice Hog, Stormy, hosting fans at Carolina Ale House Cool Bar stops and commenting at the Hurricanes NHL Draft Party.

KIDS CLUB

The Hurricanes Hockey Kids Club has been inducting young fans into Caniac Nation for five seasons, striving to develop a strong foundation for children so that they may become lifelong fans. Kids ages 12 and under can join the club, led by Stormy himself. Members receive exclusive merchandise, ticket deals and much more.

HURRICANES UNIVERSITY

Caniacs received degrees in "Hockeyology" by successfully completing classes at Hurricanes University. Hurricanes U combines education and fantasy to teach fans about the game that they know and love, while providing a behind-the-scenes look at the team, accompanied by a few Hurricane VIPs.

The 101 sessions include classroom time that breaks down the basics of the game, from common plays to penalties, and answers any questions fans may have. Students also get to meet a coach or player, tour the Canes locker room and training facilities and receive basic skating instruction on the PNC Arena ice. The on-ice portion is taught by Hurricanes staff, including Shane Willis, Tripp Tracy and Ron the Ref – and usually includes a surprise appearance by a current player.

A Graduate course is also available, targeted to fans who are well-versed in the game and want to know more about the business of hockey – ranging from trades, free agency, contracts, drafts and more. Members of Hurricanes management go in-depth with participants on the structure of the organization and how a team is formed from the foundation up. All graduates of both Hurricanes U programs are recognized in an on-ice graduation before a home game.

CYAH – CANES YOUTH AND AMATEUR HOCKEY

In an effort to strengthen our involvement in the local youth and amateur hockey community, the Carolina Hurricanes created Canes Youth and Amateur Hockey (CYAH) during the 2006-07 season. CYAH continues to have a presence in, and provide sponsorship to, the local community in order to grow youth hockey at all skill levels. The number of local youth hockey players has increased ten-fold since the program's inauguration, and the numbers continue to climb.

With the lead of former Hurricane Shane Willis, the CYAH program has steadily increased its initiatives and investments in local youth hockey over the past year. CYAH utilizes hockey to build personal character and foster teamwork and dedication in young players. It has promoted interest in youth and amateur hockey programs throughout the state of North Carolina, and hosted many major in-house hockey clinics each season.



CANES YOUTH & AMATEUR HOCKEY

JUNIOR HURRICANES

Now entering its seventh season, the Junior Hurricanes program is coming off another successful campaign. The Junior Hurricanes program (RYHA) included teams at the AAA, AA and A levels. The Jr. Hurricanes were extremely proud to announce that RYHA alumnus, Sean Romeo, committed to playing at the University of Maine next season. With a number of other players moving on to top junior programs in Canada and the United States, the Jr. Hurricanes remain committed to developing young players and giving them every opportunity to succeed at the next level. In February 2011, the Junior Hurricanes 12U AA team won the Quebec International Pee Wee Hockey Tournament, B division. The Junior Hurricanes Tier II U16 and U18 AA teams each qualified for their respective USA Hockey Tier II National Tournament and progressed to the semi-final games.



IN-SCHOOL HOCKEY CLINICS

At the end of its tenth consecutive year, the in-school hockey clinic partnership that the Carolina Hurricanes has with Wake County Public School System tallied visits to 35 schools for clinics, teaching close to 10,000 local students how to play hockey. These clinics combine hockey education and character building activities that focus on teamwork, leadership and sportsmanship. Students who attended the clinics were always excited to learn a new sport, and the opportunity to promote hockey among local youth directly aligns with CYAH's initiatives.

JUNIOR HURRICANES PEE WEE QUEBEC TOURNAMENT

Over 12 years, the Hurricanes have provided countless memories for more than 175 young men and women who have been a part of this one-of-a-kind tournament. The tournament takes place in Quebec City over 12 days, during which participants are exposed to culture as well as competition, staying with French-speaking families and learning about the French Canadian way of life. The Quebec Pee-Wee Tournament has produced an amazing number of future NHL hockey players. The list includes Hall of Fame players Mark Messier, Mario Lemieux and Ron Francis, along with current Carolina Hurricanes Tim Gleason, Jeff Skinner and Jiri Tlustý.

In 2013, the Junior Hurricanes spent their second season in the "AA" division. The Junior Hurricanes were moved up a division following the team's historic play a few years ago. The February 2011 tournament proved to be one of the most exciting for the program, as the 11- and 12-year-old team won their bracket for the first time. The team posted a 6-0 record in the International-B tournament, outscoring their opponents 32-6, and boasted eight of the top ten scorers in the division. The Junior Hurricanes earned major victories against competition from Salt Lake City, England, Canada, Colorado, Anaheim and Switzerland.

RALEIGH YOUTH HOCKEY ASSOCIATION PARTNERSHIP

A new youth hockey partnership was formed on March 22, 2007, as Canes Youth and Amateur Hockey (CYAH) joined together with the Raleigh Youth Hockey Association (RYHA). The partnership allowed the Hurricanes to lend their name, insight and marketing abilities to RYHA. RYHA also received a grant from the Kids 'N Community Foundation that allows for scholarships to be provided at all three levels of competition.

TRIANGLE SPECIAL HOCKEY ASSOCIATION

The Carolina Hurricanes are proud sponsors of the CAT5CANES, a local hockey program that helps bring the sport to physically and mentally disabled kids. Entering its sixth season the CAT5CANES has grown from seven players in its first season to more than 80. Initially providing a place for the kids to learn to skate and try the sport, the program took a team to a National Tournament in Maryland in April 2010 and has not looked back since. In addition to the local program, CAT5CANES have helped start similar programs in neighboring cities. Triangle Special Hockey is also proud to offer a sled hockey program for mobility impaired players that is open to players of all ages and continues to attract more people each year. For more information visit <http://www.trianglespecialhockey.org/>.

SPEAKER'S BUREAU

The Carolina Hurricanes receive numerous speaker requests each year from community groups and organizations, clubs, professional organizations and schools. In order to fulfill as many requests as possible, the Speakers' Bureau is available for requests. Potential speakers include television play-by-play announcer John Forslund, Hall of Fame radio play-by-play announcer Chuck Kaiton, television color analyst Tripp Tracy, Executive Vice President and General Manager of PNC Arena Davin Olsen and members of the Hurricanes Alumni group. Members often visit a variety of local civic groups, professional organizations, youth groups, schools and universities. These speakers often highlight their own experiences with the team, relating it to a specific speaking engagement topic.

"The Other Faces of the Hurricanes" is another branch of our Speaker's Bureau. It is comprised of Carolina Hurricanes and PNC Arena employees who have volunteered to visit local elementary schools and read books that teach life skills through the game of hockey. Not only does the appearance involve reading a book, but the speaker also talks to the students about the importance of reading, education and setting and achieving goals.







2013-14 Opponents with Current Player, Team Information and Series Records



ANAHEIM DUCKS

2013-14 SCHEDULE

11/15/13.....at CAR.....7 p.m.
3/2/14.....at ANA.....8 p.m.

HURRICANES vs. ANAHEIM

ALL-TIME:.....GP: 26.....12-10-4.....GF: 73.....GA: 67
at home:.....GP: 13.....8-3-2.....GF: 36.....GA: 26
on road:.....GP: 13.....4-7-2.....GF: 37.....GA: 41
in overtime:.....GP: 5.....0-3-2

Owners.....Henry and Susan Samuelli
Executive vice president/General manager.....Bob Murray
Head coach.....Bruce Boudreau
Assistant coaches.....Brad Lauer, Scott Niedermayer, Bob Woods
Goaltending consultant.....Pete Peeters
Director of media & communications.....Alex Gilchrist
Media and communications managers.....Steve Hoem, Lauren O'Gorman
General office.....714/940-2900

Inaugural season.....1993-94
Stanley Cup titles.....1 (2007)
Home ice.....Honda Center (1993)
Building capacity.....17,174
2012-13 record.....30-12-6
AHL affiliate.....Norfolk Admirals

2011-12 SERIES RECAP

DUCKS WIN SEASON SERIES: 2-0-0 (HURRICANES: 0-0-2)

At CAROLINA HURRICANES
23 Feb. '12 Hurricanes 2 Ducks 3 (SO) 16,564 Peters vs. Hiller (Saku Koivu)

At ANAHEIM DUCKS
08 Feb. '12 Hurricanes 2 Ducks 3 (OT) 12,675 Ward vs. Hiller Corey Perry

SERIES STATISTICS

HURRICANES SPECIALTY TEAMS		DUCKS SPECIALTY TEAMS	
Power Play.....1-4.....25.0%	Penalty Killing.....5-6.....83.3%	Power Play.....1-6.....16.7%	Penalty Killing.....3-4.....75.0%

HURRICANES LEADING SCORERS

	GP	G	A	TP	+/-	PM
Eric Staal	2	1	1	2	2	2
Jiri Tlustý	2	0	2	2	3	0

DUCKS LEADING SCORERS

	GP	G	A	TP	+/-	PM
Corey Perry	2	2	0	2	-1	0
Nick Bonino	2	1	1	2	2	0
Luca Sbisa	2	1	1	2	3	2

GOALTENDING

HURRICANES	GP	Min	W-L-OT	SO	GA	SA	SV	GAA	SV%
Justin Peters	1	65	0-0-1	0	2	37	35	1.85	.946
Cam Ward	1	62	0-0-1	0	3	34	31	2.89	.912

DUCKS	GP	Min	W-L-OT	SO	GA	SA	SV	GAA	SV%
Jonas Hiller	2	127	2-0-0	0	4	65	61	1.89	.938

ALL-TIME SEASON SERIES RECORDS

YEAR	OVERALL	HOME	ROAD	YEAR	OVERALL	HOME	ROAD	YEAR	OVERALL	HOME	ROAD
1993-94	0-2-0	0-1-0	0-1-0	2000-01	1-0-1-0	1-0-0-0	0-0-1-0	2008-09	1-1-0	0-1-0	1-0-0
1994-95	Did not play Western Conf. teams			2001-02	1-0-0-0	0-0-0-0	1-0-0-0	2009-10	0-1-0	0-0-0	0-1-0
1995-96	2-0-0	1-0-0	1-0-0	2002-03	0-2-0-0	0-1-0-0	0-1-0-0	2010-11	1-0-0	1-0-0	0-0-0
1996-97	1-1-0	1-0-0	0-1-0	2003-04	0-2-0-0	0-1-0-0	0-1-0-0	2011-12	0-0-2	0-0-1	0-0-1
1997-98	2-0-0	1-0-0	1-0-0	2005-06	1-0-0	0-0-0	1-0-0	2012-13	Did not play Western Conf. teams		
1998-99	1-1-0	1-0-0	0-1-0	2006-07	1-0-0	1-0-0	0-0-0				
1999-00	0-0-1-0	0-0-1-0	0-0-0-0	2007-08	Did not play Pacific Div. Teams						

ALL-TIME SEASON GAME RESULTS (*Overtime **Shootout)

1/14/1994 L 3-6 at ANA	3/8/1998 W 3-1 at ANA	2/9/2003 L 1-2 at ANA	11/30/2008 L 1-4 ANA
3/26/1994 L 2-3 ANA	11/11/1998 L 4-5* at ANA	2/23/2003 L 0-4 ANA	11/25/2009 L 2-3 at ANA
10/11/1995 W 3-2 ANA	11/29/1998 W 3-1 ANA	12/31/2003 L 1-3 ANA	12/18/2010 W 4-2 ANA
2/2/1996 W 4-3 at ANA	1/7/2000 T 4-4* ANA	2/4/2004 L 2-3 at ANA	2/8/2012 OT 2-3* at ANA
10/24/1996 W 4-1 ANA	1/14/2001 W 4-0 ANA	12/6/2005 W 6-2 at ANA	2/23/2012 OT 2-3** ANA
1/31/1997 L 3-6 at ANA	2/11/2001 T 2-2* at ANA	12/29/2006 W 4-2 ANA	
12/30/1997 W 2-1 ANA	2/8/2002 W 4-1 at ANA	10/19/2008 W 3-1 at ANA	



BOSTON BRUINS

2013-14 SCHEDULE

11/18/13	at CAR	7 p.m.
11/23/13	at BOS	1 p.m.
3/15/14	at BOS	1 p.m.

HURRICANES vs. BOSTON

ALL-TIME:	GP: 185	72-95-18	GF: 541	GA: 614
at home:	GP: 92	39-42-11	GF: 299	GA: 303
on road:	GP: 93	33-53-7	GF: 243	GA: 311
in overtime:	GP: 26	4-9-13		

Owner/Governor	Jeremy M. Jacobs
General manager	Peter Chiarelli
Head coach	Claude Julien
Assistant coaches	Doug Houda, Geoff Ward, Doug Jarvis
Goaltending coach	Bob Essensa
Director of communications	Matthew Chmura
Director of publications & information	Heidi Holland
General office	617/624-1900

Inaugural season	1924-25
Stanley Cup titles	6 (1929, 1939, 1941, 1970, 1972, 2011)
Home ice	TD Garden (1995)
Building capacity	17,565
2012-13 record	28-14-6
AHL affiliate	Providence Bruins

2012-13 SERIES RECAP

BRUINS WIN SEASON SERIES: 2-1-0

At CAROLINA HURRICANES	Attend	Goaltenders	Winning Goal
13 Apr. '13 Hurricanes 4 Bruins 2	18,680	Peters vs. Rask	Joe Corvo
28 Jan. '13 Hurricanes 3 Bruins 5	17,190	Ward vs. Khudobin	David Krejci

SERIES STATISTICS

HURRICANES SPECIALTY TEAMS	
Power Play.....2-10	20.0%
Penalty Killing.....7-9	77.8%

BRUINS SPECIALTY TEAMS	
Power Play.....2-9	22.2%
Penalty Killing.....8-10	80.0%

At BOSTON BRUINS	Attend	Goaltenders	Winning Goal
08 Apr. '13 Hurricanes 2 Bruins 6	17,565	Ellis, Peters vs. Rask	Brad Marchand

HURRICANES LEADING SCORERS

	GP	G	A	TP	+/-	PM
Jordan Staal	3	0	4	4	-2	0
Alexander Semin	2	0	4	4	4	0

BRUINS LEADING SCORERS

	GP	G	A	TP	+/-	PM
Brad Marchand	2	3	0	3	1	2
Nathan Horton	3	2	1	3	0	0
Tyler Seguin	3	2	1	3	-2	0
Zdeno Chara	3	1	2	3	0	7
Andrew Ference	3	1	2	3	3	0
Dennis Seidenberg	3	0	3	3	6	0
Jaromir Jagr	2	0	3	3	2	0

GOALTENDING

HURRICANES	GP	Min	W-L-OT	SO	GA	SA	SV	GAA	SV%
Justin Peters	2	68	1-0-0	0	4	34	30	3.53	.882
Cam Ward	1	60	0-1-0	0	4	37	33	4.02	.892
Dan Ellis	1	52	0-1-0	0	4	32	28	4.62	.875


BRUINS	GP	Min	W-L-OT	SO	GA	SA	SV	GAA	SV%
Tuukka Rask	2	120	1-1-0	0	5	79	74	2.51	.937
Anton Khudobin	1	60	1-0-0	0	3	32	29	3.00	.906

ALL-TIME SEASON SERIES RECORDS

YEAR	OVERALL	HOME	ROAD	YEAR	OVERALL	HOME	ROAD	YEAR	OVERALL	HOME	ROAD	YEAR	OVERALL	HOME	ROAD
1979-80	1-2-1	1-1-0	0-1-1	1988-89	3-5-0	1-3-0	2-2-0	1997-98	3-2-0	1-1-0	2-1-0	2007-08	3-0-1	1-0-1	2-0-0
1980-81	1-1-2	1-0-1	0-1-1	1989-90	3-4-1	1-2-1	2-2-0	1998-99	2-2-1	1-2-0	1-0-1	2008-09	0-4-0	0-2-0	0-2-0
1981-82	2-4-2	2-1-1	0-3-1	1990-91	2-5-1	1-2-1	1-3-0	1999-00	2-2-0-0	0-2-0-0	2-0-0-0	2009-10	1-3-0	1-1-0	0-2-0
1982-83	2-6-0	1-3-0	1-3-0	1991-92	1-6-1	1-2-1	0-4-0	2000-01	3-1-0-0	2-0-0-0	1-1-0-0	2010-11	1-3-0	0-2-0	1-1-0
1983-84	2-5-1	2-2-0	0-3-1	1992-93	1-6-0	1-2-0	0-4-0	2001-02	2-2-0-0	0-2-0-0	2-0-0-0	2011-12	4-0-0	2-0-0	2-0-0
1984-85	4-4-0	3-1-0	1-3-0	1993-94	1-3-1	0-2-0	1-1-1	2002-03	1-2-1-0	0-1-1-0	1-1-0-0	2012-13	1-2-0	1-1-0	0-1-0
1985-86	3-4-1	2-1-1	1-3-0	1994-95	1-3-0	1-1-0	0-2-0	2003-04	2-1-1-0	0-1-1-0	2-0-0-0				
1986-87	6-2-0	4-0-0	2-2-0	1995-96	1-5-0	1-2-0	0-3-0	2005-06	3-1-0	2-0-0	1-1-0				
1987-88	3-4-1	2-1-1	1-3-0	1996-97	4-1-1	2-1-0	2-0-1	2006-07	3-0-1	1-0-1	2-0-0				

ALL-TIME SEASON GAME RESULTS (*Overtime **Shootout)

11/18/1979	L	4-5	at BOS	3/29/1984	L	3-4	at BOS	2/25/1988	L	2-5	at BOS	1/25/1992	T	4-4*	BOS	12/1/1997	W	3-1	BOS	2/5/2006	W	4-3**	at BOS
1/30/1980	W	8-2	BOS	10/13/1984	W	3-2*	BOS	4/2/1988	W	4-2	BOS	3/3/1992	W	4-0	BOS	12/6/1997	L	1-4	at BOS	3/1/2006	W	4-3	BOS
2/27/1980	L	3-6	BOS	10/14/1984	L	2-4	at BOS	10/8/1988	L	2-6	BOS	4/13/1992	L	3-6	at BOS	2/7/1998	W	3-1	at BOS	3/18/2006	L	2-4	at BOS
3/9/1980	T	1-1	at BOS	12/19/1984	W	6-5	BOS	10/9/1988	L	1-3	at BOS	10/8/1992	L	2-3*	at BOS	4/6/1998	W	3-0	at BOS	11/24/2006	W	5-1	at BOS
12/17/1980	W	5-4	BOS	1/26/1985	W	3-2	at BOS	11/3/1988	W	5-3	at BOS	11/27/1992	L	4-5*	at BOS	4/13/1998	L	2-3	BOS	12/2/2006	W	5-2	BOS
12/20/1980	T	4-4	at BOS	1/27/1985	L	4-8	BOS	12/21/1988	L	3-4	BOS	11/28/1992	W	4-3*	BOS	10/31/1998	W	2-0	at BOS	2/3/2007	OT	3-4*	BOS
2/4/1981	T	3-3	BOS	2/7/1985	L	5-7	at BOS	2/25/1989	L	1-9	BOS	12/26/1992	L	4-9	BOS	11/6/1998	L	2-5	BOS	2/8/2007	W	5-2	at BOS
3/15/1981	L	2-4	at BOS	3/7/1985	L	0-4	at BOS	3/19/1989	W	3-2	at BOS	1/2/1993	L	2-3*	at BOS	12/10/1998	L	2-3	BOS	12/28/2007	W	4-3	BOS
10/10/1981	T	1-1	BOS	3/23/1985	W	5-2	BOS	3/22/1989	W	4-2	BOS	3/22/1993	L	4-5	at BOS	1/31/1999	T	0-0*	at BOS	1/8/2008	W	1-0	at BOS
11/1/1981	L	1-4	at BOS	11/7/1985	L	1-2	at BOS	4/2/1989	L	2-3	at BOS	3/30/1993	L	1-3	BOS	3/3/1999	W	2-1	BOS	2/12/2008	W	3-2	at BOS
11/19/1981	L	1-6	at BOS	12/7/1985	W	7-2	BOS	10/28/1989	W	1-0	at BOS	11/17/1993	L	2-4	BOS	10/2/1999	W	3-1	at BOS	2/19/2008	OT	2-3**	BOS
12/26/1981	L	6-9	BOS	12/19/1985	L	1-2	at BOS	11/15/1989	L	2-5	BOS	12/12/1993	T	2-2*	at BOS	11/22/1999	L	1-2	BOS	12/20/2008	L	2-4	at BOS
1/16/1982	T	3-3	at BOS	1/27/1986	L	3-6	at BOS	12/7/1989	W	4-3	at BOS	1/17/1994	L	3-5	at BOS	1/6/2000	W	7-3	at BOS	12/27/2008	L	2-4	BOS
1/30/1982	W	3-2	BOS	1/29/1986	L	4-5	BOS	12/20/1989	W	4-3	BOS	1/24/1994	L	1-2	BOS	3/10/2000	L	3-5	BOS	1/10/2009	L	1-5	at BOS
2/24/1982	W	4-3	BOS	3/2/1986	W	4-1	BOS	1/15/1990	L	1-4	at BOS	4/14/1994	W	3-2	at BOS	11/24/2000	W	3-1	at BOS	2/17/2009	L	1-5	BOS
4/4/1982	L	2-7	at BOS	3/23/1986	T	5-5*	BOS	1/17/1990	T	5-5*	BOS	2/4/1995	L	4-5	at BOS	12/16/2000	L	1-4	at BOS	3/3/2009	L	2-7	at BOS
10/9/1982	L	4-5	BOS	4/6/1986	W	4-3	at BOS	3/11/1990	L	3-4	BOS	2/22/1995	W	3-2*	BOS	1/18/2001	W	4-2	BOS	1/24/2010	W	5-1	BOS
11/4/1982	W	5-2	at BOS	10/12/1986	L	2-7	at BOS	3/29/1990	L	2-3	at BOS	3/5/1995	L	2-5	BOS	2/18/2001	W	5-4	BOS	3/16/2010	L	2-5	BOS
11/27/1982	L	0-8	at BOS	12/18/1986	W	6-5	at BOS	11/14/1990	W	3-1	BOS	4/26/1995	L	0-1	at BOS	1/2/2002	L	3-6	BOS	4/10/2010	L	2-4	at BOS
12/23/1982	L	1-5	BOS	12/23/1986	W	2-0	BOS	11/23/1990	W	4-3	at BOS	10/28/1995	L	0-3	at BOS	2/28/2002	W	6-2	at BOS	11/26/2010	W	3-0	at BOS
2/5/1983	L	4-7	at BOS	1/14/1987	W	3-1	BOS	11/24/1990	L	3-4	BOS	1/6/1996	L	2-5	at BOS	3/26/2002	L	2-3	BOS	1/17/2011	L	0-7	at BOS
2/27/1983	L	3-4	BOS	1/15/1987	L	4-6	at BOS	12/12/1990	L	1-5	BOS	2/14/1996	L	0-3	BOS	3/30/2002	W	2-0	at BOS	1/18/2011	L	2-3	BOS
3/26/1983	L	4-7	at BOS	1/29/1987	W	6-3	at BOS	12/13/1990	L	2-8	at BOS	3/27/1996	L	5-6*	BOS	11/21/2002	L	1-3	at BOS	2/1/2011	L	2-3	BOS
3/27/1983	W	5-1	BOS	2/25/1987	W	6-4	BOS	1/24/1991	L	0-3	at BOS	4/11/1996	L	2-3	at BOS	1/4/2003	W	4-2	at BOS	10/12/2011	W	3-2	BOS
10/8/1983	W	4-3	BOS	3/5/1987	W	10-2	BOS	3/19/1991	T	1-1*	BOS	4/13/1996	W	2-0	BOS	2/19/2003	T	1-1*	BOS	10/18/2011	W	4-1	at BOS
10/9/1983	L	1-4	at BOS	10/11/1987	L	2-5	at BOS	3/31/1991	L	3-7	at BOS	10/31/1996	T	4-4*	at BOS	3/4/2003	L	2-4	BOS	1/14/2012	W	4-2	BOS
12/15/1983	L	2-4	at BOS	11/4/1987	T	2-2*	BOS	11/16/1991	L	4-5*	BOS	11/6/1996	W	5-1	BOS	10/23/2003	W	2-0	at BOS	2/2/2012	W	3-0	at BOS
12/20/1983	L	2-7	BOS	11/14/1987	L	1-4	at BOS	12/1/1991	L	4-5	BOS	12/5/1996	W	4-2	at BOS	12/20/2003	W	2-1	at BOS	1/28/2013	L	3-5	BOS
1/21/1984	L	0-2	BOS	12/2/1987	L	3-5	BOS	12/26/1991	L	2-3	at BOS	1/2/1997	L	4-5*	BOS	2/21/2004	T	3-3*	BOS	4/8/2013	L	2-6	at BOS
3/3/1984	T	3-3*	at BOS	1/11/1988	W	4-3	at BOS	1/15/1992	L	3-4	BOS	2/6/1997	W	5-3	at BOS	3/30/2004	L	2-3	BOS	4/13/2013	W	4-2	BOS
3/4/1984	W	6-4	BOS	2/23/1988	W	3-2	BOS	1/16/1992	L	3-4*	at BOS	3/12/1997	W	6-3	BOS	10/26/2005	W	4-3*	BOS				



BUFFALO SABRES

2013-14 SCHEDULE

1/7/14 at BUF	7 p.m.
1/23/14 at BUF	7 p.m.
3/13/14 at CAR	7 p.m.

HURRICANES vs. BUFFALO

ALL-TIME:	GP: 186	72-92-21-1	GF: 531	GA: 629
at home:	GP: 94	41-40-13	GF: 272	GA: 272
on road:	GP: 92	31-52-8-1	GF: 259	GA: 357
in overtime:	GP: 31	9-7-15		

Owner	Terrence M. Pegula
General manager	Darcy Regier
Head coach	Ron Rolston
Assistant coach	Teppo Numminen, Joe Sacco
Goaltender coach	Jim Corsi
Vice president of public & community relations	Michael Gilbert
Director of media relations	Chris Bandura
Public relations assistants	Ian Ott, Marc Heintzman
General office	716/855-4100

Inaugural season	1970-71
Stanley Cup titles	None
Home ice	First Niagara Center (1996)
Building capacity	18,690
2012-13 record	21-21-6
AHL affiliate	Rochester Americans

2012-13 SERIES RECAP

HURRICANES WIN SEASON SERIES: 3-0-0

At CAROLINA HURRICANES		Attend	Goaltenders	Winning Goal
05 Mar. '13 Hurricanes 4 Sabres 3	15,277	Peters vs. Miller	Alexander Semin	
24 Jan. '13 Hurricanes 6 Sabres 3	18,081	Ward vs. Enroth	Eric Staal	

SERIES STATISTICS

HURRICANES SPECIALTY TEAMS		SABRES SPECIALTY TEAMS	
Power Play	3-12 25.0%	Power Play	2-13 15.4%
Penalty Killing	11-13 84.6%	Penalty Killing	9-12 75.0%

GOALTENDING

HURRICANES	GP	Min	W-L-OT	SO	GA	SA	SV	GAA	SV%
Dan Ellis	1	60	1-0-0	0	1	41	40	1.00	.976
Justin Peters	1	60	1-0-0	0	3	40	37	3.00	.925
Cam Ward	1	60	1-0-0	0	3	33	30	3.01	.909

At BUFFALO SABRES	Attend	Goaltenders	Winning Goal
25 Jan. '13 Hurricanes 3 Sabres 1	18,824	Ellis vs. Miller	Jay Harrison

HURRICANES LEADING SCORER

	GP	G	A	TP	+/-	PM
Eric Staal	3	3	4	7	6	2

SABRES LEADING SCORER

	GP	G	A	TP	+/-	PM
Jason Pominville	3	2	3	5	-1	0

SABRES	GP	Min	W-L-OT	SO	GA	SA	SV	GAA	SV%
Ryan Miller	2	119	0-2-0	0	6	69	63	3.02	.913
Jhonas Enroth	1	60	0-1-0	0	5	37	32	5.01	.865

ALL-TIME SEASON SERIES RECORDS

YEAR	OVERALL	HOME	ROAD	YEAR	OVERALL	HOME	ROAD	YEAR	OVERALL	HOME	ROAD	YEAR	OVERALL	HOME	ROAD
1979-80	1-3-0	1-1-0	0-2-0	1988-89	5-3-0	2-2-0	3-1-0	1997-98	1-4-1	1-1-1	0-3-0	2007-08	2-2-0	2-0-0	0-2-0
1980-81	1-2-1	0-2-0	1-0-1	1989-90	2-6-0	1-3-0	1-3-0	1998-99	2-2-0	1-1-0	1-1-0	2008-09	2-2-0	1-1-0	1-1-0
1981-82	1-4-3	1-2-1	0-2-2	1990-91	2-4-2	1-2-1	1-2-1	1999-00	2-2-0-0	1-1-0-0	1-1-0-0	2009-10	2-2-0	1-1-0	1-1-0
1982-83	2-5-1	1-3-0	1-2-1	1991-92	4-2-2	3-0-1	1-2-1	2000-01	2-2-0-0	2-0-0-0	0-2-0-0	2010-11	2-1-1	1-0-1	1-1-0
1983-84	3-5-0	2-2-0	1-3-0	1992-93	1-6-2	0-3-2	1-3-0	2001-02	1-1-1-1	0-1-1-0	1-0-0-1	2011-12	2-1-1	1-1-0	1-0-1
1984-85	0-5-3	0-2-2	0-3-1	1993-94	1-3-1	0-2-1	1-1-0	2002-03	2-2-0-0	1-1-0-0	1-1-0-0	2012-13	3-0-0	2-0-0	1-0-0
1985-86	6-2-0	2-2-0	4-0-0	1994-95	2-2-0	1-1-0	1-1-0	2003-04	1-3-0-0	1-1-0-0	0-2-0-0				
1986-87	4-4-0	3-1-0	1-3-0	1995-96	2-3-0	2-0-0	0-3-0	2005-06	3-1-0	1-1-0	2-0-0				
1987-88	4-3-1	2-1-1	2-2-0	1996-97	4-2-0	3-0-0	1-2-0	2006-07	0-3-1	1-1-0	2-0-0				

ALL-TIME SEASON GAME RESULTS (*Overtime **Shootout)

10/17/1979 L 1-3 at BUF	3/27/1984 W 4-1 BUF	2/27/1988 L 3-4 BUF	2/11/1992 W 5-1 BUF	4/7/1997 W 4-2 BUF	11/9/2005 W 5-3 at BUF
11/21/1979 W 5-3 BUF	11/2/1984 L 1-8 at BUF	3/31/1988 L 2-3 at BUF	2/16/1992 L 4-5 at BUF	10/15/1997 T 3-3* BUF	2/12/2006 W 4-3** BUF
12/22/1979 L 2-4 BUF	11/3/1984 T 4-4* BUF	10/26/1988 W 7-1 at BUF	3/29/1992 T 2-2* at BUF	10/31/1997 L 2-3* BUF	3/22/2006 W 4-3 at BUF
3/6/1980 L 3-4 at BUF	12/12/1984 T 2-2* BUF	12/2/1988 W 6-1 at BUF	10/10/1992 L 2-5 BUF	12/12/1997 L 2-3* at BUF	4/18/2006 L 0-4 BUF
10/12/1980 T 3-3 at BUF	1/8/1985 T 4-4* at BUF	12/6/1988 W 9-0 BUF	11/13/1992 L 2-8 at BUF	12/27/1997 W 4-1 BUF	10/4/2006 OT 2-3** BUF
11/29/1980 L 2-5 BUF	1/19/1985 L 0-2 BUF	1/4/1989 W 5-4* at BUF	12/11/1992 L 3-9 at BUF	1/21/1998 L 1-2 at BUF	10/20/2006 L 4-5 at BUF
1/31/1981 L 3-5 BUF	3/5/1985 L 3-6 at BUF	1/31/1989 L 3-5 BUF	12/12/1992 T 1-1 BUF	4/8/1998 L 1-3 at BUF	11/13/2006 L 4-7 BUF
3/6/1981 W 5-3 at BUF	3/30/1985 L 1-2 BUF	2/9/1989 W 5-2 BUF	1/6/1993 L 1-3 BUF	12/19/1998 W 3-2 at BUF	12/28/2006 L 1-4 at BUF
11/8/1981 T 2-2 at BUF	4/2/1985 L 1-2 at BUF	3/16/1989 L 1-6 BUF	2/3/1993 L 2-3 at BUF	12/21/1998 L 1-4 BUF	10/24/2007 W 6-2 BUF
12/4/1981 L 2-4 BUF	10/10/1985 W 5-4 at BUF	3/28/1989 L 2-4 at BUF	2/17/1993 L 3-5 BUF	2/15/1999 L 2-3 at BUF	12/1/2007 L 1-8 at BUF
12/20/1981 L 2-8 at BUF	11/1/1985 L 0-2 BUF	10/13/1989 L 1-4 at BUF	3/5/1993 W 4-2 at BUF	3/8/1999 W 4-1 BUF	3/8/2008 W 4-3* BUF
1/9/1982 L 2-3 BUF	12/13/1985 W 6-4 at BUF	10/18/1989 W 2-1 BUF	3/13/1993 T 3-3* BUF	10/22/1999 L 3-7 at BUF	3/14/2008 L 1-7 at BUF
1/17/1982 L 1-7 at BUF	2/8/1986 L 2-4 BUF	11/8/1989 L 3-6 BUF	10/10/1993 W 3-2 at BUF	1/22/2000 W 4-1 BUF	1/17/2009 L 1-3 at BUF
3/3/1982 T 3-3 at BUF	2/19/1986 W 6-4 at BUF	11/26/1989 L 2-4 at BUF	10/23/1993 T 3-3* BUF	3/27/2000 L 1-5 BUF	2/15/2009 W 3-0 at BUF
3/6/1982 T 2-2 BUF	3/5/1986 W 5-1 BUF	11/28/1989 L 2-4 BUF	12/11/1993 L 0-3 BUF	3/31/2000 W 3-1 at BUF	2/26/2009 W 2-1** BUF
3/18/1982 W 4-1 BUF	3/7/1986 W 6-2 at BUF	2/18/1990 W 6-4 at BUF	2/16/1994 L 3-5 BUF	10/25/2000 L 1-4 at BUF	4/9/2009 L 1-5 BUF
10/10/1982 T 4-4 at BUF	4/1/1986 W 5-3 BUF	2/23/1990 L 3-7 at BUF	3/25/1994 L 3-6 at BUF	12/15/2000 W 5-3 BUF	11/28/2009 L 1-5 at BUF
11/6/1982 L 2-5 BUF	10/24/1986 W 5-4 at BUF	3/10/1990 L 0-5 BUF	2/25/1995 L 1-3 BUF	3/21/2001 W 1-0 BUF	2/5/2010 W 4-3 at BUF
11/24/1982 L 2-4 BUF	10/25/1986 W 3-2 BUF	10/10/1990 W 4-3 BUF	4/4/1995 L 3-6 at BUF	3/24/2001 L 1-3 at BUF	2/11/2010 W 4-3* BUF
12/12/1982 W 3-1 at BUF	11/26/1986 W 3-0 BUF	10/28/1990 L 0-5 at BUF	4/8/1995 W 4-2 BUF	12/4/2001 L 2-4 BUF	3/21/2010 L 3-5 BUF
1/2/1983 L 4-8 at BUF	12/14/1986 L 3-4 at BUF	12/7/1990 W 4-3* BUF	4/18/1995 W 2-1 at BUF	12/14/2001 OTL 2-3* at BUF	1/13/2011 L 2-3 at BUF
3/1/1983 L 5-6 BUF	12/17/1986 W 4-3 BUF	12/18/1990 L 3-4* BUF	12/1/1995 L 1-2 at BUF	12/31/2001 W 5-4 at BUF	3/3/2011 W 3-2* BUF
3/23/1983 L 3-8 at BUF	2/4/1987 L 1-3 BUF	2/23/1991 L 4-5 BUF	1/24/1996 L 2-4 at BUF	1/29/2002 T 2-2* BUF	3/15/2011 W 1-0 at BUF
3/29/1983 W 5-4 BUF	2/22/1987 L 3-5 at BUF	2/24/1991 T 5-5* at BUF	2/17/1996 W 2-1* BUF	11/7/2002 W 2-0 BUF	4/3/2011 OT 1-2* BUF
10/5/1983 L 3-5 at BUF	4/5/1987 L 0-6 at BUF	3/17/1991 L 1-6 at BUF	3/16/1996 W 2-1 BUF	1/3/2003 L 3-6 at BUF	10/14/2011 W 4-3 at BUF
10/22/1983 L 2-5 BUF	10/21/1987 W 5-3 at BUF	3/30/1991 T 5-5* BUF	4/14/1996 L 1-4 at BUF	3/12/2003 W 3-2* at BUF	11/18/2011 L 0-1 BUF
12/17/1983 L 1-4 BUF	10/28/1987 T 2-2* BUF	10/19/1991 W 4-1 BUF	10/26/1996 L 3-6 at BUF	3/29/2003 L 1-3 BUF	1/6/2012 W 4-2 BUF
12/21/1983 W 6-3 at BUF	11/18/1987 W 9-1 BUF	10/27/1991 L 1-5 at BUF	11/9/1996 W 4-3* BUF	11/21/2003 L 0-5 at BUF	3/7/2012 OT 2-3* at BUF
2/19/1984 L 2-5 at BUF	11/27/1987 W 4-2 at BUF	12/7/1991 T 6-6* BUF	12/7/1996 W 6-4 BUF	12/26/2003 L 1-3 at BUF	1/24/2013 W 6-3 BUF
2/23/1984 W 3-2 BUF	12/5/1987 W 2-1 BUF	12/13/1991 W 8-4 at BUF	12/26/1996 L 1-5 at BUF	12/29/2003 W 2-1 BUF	1/25/2013 W 3-1 at BUF
3/11/1984 L 3-4* at BUF	1/8/1988 L 1-3 at BUF	12/23/1991 W 4-3 BUF	1/25/1997 W 5-1 at BUF	1/25/2004 L 2-4 BUF	3/5/2013 W 4-3 BUF



CALGARY FLAMES

2013-14 SCHEDULE

12/12/13 at CGY 9 p.m.
1/13/14 at CAR 7 p.m.

HURRICANES vs. CALGARY

ALL-TIME: GP: 63 18-38-7 GF: 204 GA: 267
at home: GP: 31 12-14-5 GF: 105 GA: 113
on road: GP: 32 6-24-2 GF: 99 GA: 154
in overtime: GP: 9 1-3-5

Owner/Chairman N. Murray Edwards
General manager Jay Feaster
Head coach Bob Hartley
Associate coach Jacques Cloutier
Assistant coach Martin Gelin
Goaltender coach Clint Malarchuk
Vice president of communications Peter Hanlon
Manager of media relations Sean Kelso
General office 403/777-2177

Inaugural season 1972-73 (Atlanta); 1980-81 (Calgary)
Stanley Cup titles 1 (1989)
Home ice Scotiabank Saddledome (1983)
Building capacity 19,289
2012-13 record 19-25-4
AHL affiliate Abbotsford Heat

2011-12 SERIES RECAP

FLAMES WIN SEASON SERIES: 1-0-0

At CAROLINA HURRICANES Attend Goaltenders Winning Goal
None

SERIES STATISTICS

HURRICANES SPECIALTY TEAMS FLAMES SPECIALTY TEAMS
Power Play 0-3 0.0% Power Play 1-2 50.0%
Penalty Killing 1-2 50.0% Penalty Killing 3-3 100.0%

GOALTENDING

HURRICANES	GP	Min	W-L-OT	SO	GA	SA	SV	GAA	SV%
Mike Murphy	1	9	0-1-0	0	0	2	2	0.00	1.000
Cam Ward	1	51	0-0-0	0	6	32	26	7.05	.812

At CALGARY FLAMES Attend Goaltenders Winning Goal
06 Dec. '11 Hurricanes 6 Flames 7 19,289 Ward, Murphy vs. Kiprusoff Jarome Iginla

HURRICANES LEADING SCORER FLAMES LEADING SCORER
GP G A TP +/- PM GP G A TP +/- PM
Eric Staal 1 2 1 3 0 0 Brendan Morrison 1 2 2 4 3 0

FLAMES	GP	Min	W-L-OT	SO	GA	SA	SV	GAA	SV%
Miikka Kiprusoff	1	60	1-0-0	0	6	34	28	6.02	.824

ALL-TIME SEASON SERIES RECORDS

YEAR	OVERALL	HOME	ROAD	YEAR	OVERALL	HOME	ROAD	YEAR	OVERALL	HOME	ROAD
1979-80	3-1-0	2-0-0	1-1-0	1990-91	1-2-0	1-1-0	0-1-0	2001-02	0-0-1-0	0-0-1-0	0-0-0-0
1980-81	1-3-0	0-2-0	1-1-0	1991-92	1-1-0	0-1-0	1-0-0	2002-03	1-0-0-0	0-0-0-0	1-0-0-0
1981-82	1-2-0	1-0-0	0-2-0	1992-93	0-2-0	0-1-0	0-1-0	2003-04	0-1-0-0	0-0-0-0	0-1-0-0
1982-83	0-1-2	0-0-2	0-1-0	1993-94	0-2-0	0-1-0	0-1-0	2005-06	Did Not Play Northwest Div. Teams		
1983-84	0-2-1	0-1-0	0-1-1	1994-95	Did Not Play Western Conf. Teams			2006-07	0-1-0	0-0-0	0-1-0
1984-85	0-3-0	0-2-0	0-1-0	1995-96	0-2-0	0-1-0	0-1-0	2007-08	0-1-0	0-1-0	0-0-0
1985-86	2-1-0	1-0-0	1-1-0	1996-97	1-1-0	1-0-0	0-1-0	2008-09	1-0-0	1-0-0	0-0-0
1986-87	1-2-0	1-1-0	0-1-0	1997-98	1-0-1	0-0-1	1-0-0	2009-10	0-1-0	0-0-0	0-1-0
1987-88	0-3-0	0-1-0	0-2-0	1998-99	1-0-0	1-0-0	0-0-0	2010-11	1-0-0	1-0-0	0-0-0
1988-89	1-2-0	1-1-0	0-1-0	1999-00	1-0-1-0	1-0-0-0	0-0-1-0	2011-12	0-1-0	0-0-0	0-1-0
1989-90	0-2-1	0-0-1	0-2-0	2000-01	0-1-0-0	0-0-0-0	0-1-0-0	2012-13	Did Not Play Western Conf. Teams		

ALL-TIME SEASON GAME RESULTS (*Overtime **Shootout)

11/25/1979 W 4-2 CGY (ATL)	3/20/1983 T 2-2 CGY	12/22/1987 L 5-6* at CGY	3/16/1992 W 4-3 at CGY	11/30/1999 W 4-3 CGY
1/28/1980 W 6-1 CGY (ATL)	1/13/1984 T 3-3* at CGY	1/27/1988 L 1-5 at CGY	11/11/1992 L 3-4 CGY	12/9/2000 L 2-7 at CGY
2/2/1980 L 3-5 at CGY (ATL)	2/11/1984 L 3-6 CGY	3/15/1988 L 6-8 CGY	2/13/1993 L 3-4* at CGY	3/11/2002 T 3-3* CGY
2/23/1980 W 6-5 at CGY (ATL)	3/20/1984 L 1-4 at CGY	11/7/1988 L 3-6 at CGY	11/3/1993 L 3-6 CGY	12/12/2002 W 4-3 at CGY
12/6/1980 W 5-3 at CGY	10/23/1984 L 4-9 at CGY	11/19/1988 L 2-5 CGY	2/11/1994 L 1-4 at CGY	12/11/2003 L 0-1 at CGY
1/23/1981 L 2-4 CGY	1/15/1985 L 2-5 CGY	12/10/1988 W 4-1 CGY	12/20/1995 L 2-3 CGY	12/5/2006 L 0-3 at CGY
2/27/1981 L 1-5 at CGY	2/6/1985 L 4-7* CGY	1/5/1990 L 4-6 at CGY	1/10/1996 L 2-3* at CGY	12/14/2007 L 3-4 CGY
3/8/1981 L 4-5 CGY	12/4/1985 L 5-8 at CGY	1/19/1990 T 3-3* CGY	1/9/1997 L 2-3 at CGY	3/6/2009 W 6-1 CGY
10/24/1981 L 3-7 at CGY	12/18/1985 W 4-3 CGY	3/17/1990 L 4-5 at CGY	3/5/1997 W 2-0 CGY	2/3/2010 L 1-4 at CGY
1/27/1982 W 3-1 CGY	1/7/1986 W 9-1 at CGY	12/29/1990 L 2-8 at CGY	11/13/1997 W 4-2 at CGY	1/11/2011 W 6-5** CGY
2/16/1982 L 2-7 at CGY	10/11/1986 W 6-5 CGY	1/23/1991 W 5-4 CGY	11/23/1997 T 3-3* CGY	12/6/2011 L 6-7 at CGY
10/21/1982 L 3-10 at CGY	11/13/1986 L 3-4 at CGY	2/9/1991 L 2-5 CGY	3/12/1999 W 2-1 CGY	
11/20/1982 T 4-4 CGY	3/11/1987 L 1-6 CGY	11/6/1991 L 2-3 CGY	10/11/1999 T 3-3* at CGY	



CHICAGO BLACKHAWKS

2013-14 SCHEDULE

10/15/13 at CAR 7 p.m.
3/21/14 at CHI 8 p.m.

HURRICANES vs. CHICAGO

ALL-TIME: GP: 65 28-29-8 GF: 199 GA: 222
at home: GP: 33 17-12-4 GF: 109 GA: 98
on road: GP: 32 11-17-4 GF: 90 GA: 124
in overtime: GP: 6 2-1-3

Chairman W. Rockwell "Rocky" Wirtz
Vice president/General manager Stan Bowman
Head coach Joel Quenneville
Assistant coaches Mike Kitchen, Jamie Kompon
Goaltending coach Steve Weeks
Senior director of communications and community relations Brandon Faber
Director of public relations Adam Rogowin
General office 312/455-7000

Inaugural season 1926-27
Stanley Cup titles 5 (1934, 1938, 1961, 2010, 2013)
Home ice United Center (1994)
Building capacity 19,717
2012-13 record 36-7-5
AHL affiliate Rockford Icehogs

2011-12 SERIES RECAP

HURRICANES WIN SEASON SERIES: 1-0-0

At CAROLINA HURRICANES Attend Goaltenders Winning Goal
28 Oct. '11 Hurricanes 3 Blackhawks 0 16,056 Ward vs. Crawford Tim Brent

SERIES STATISTICS

HURRICANES SPECIALTY TEAMS BLACKHAWKS SPECIALTY TEAMS
Power Play 0-5 0.0% Power Play 0-3 0.0%
Penalty Killing 3-3 100.0% Penalty Killing 5-5 100.0%

GOALTENDING

HURRICANES GP Min W-L-OT SO GA SA SV GAA SV%
Cam Ward 1 60 1-0-0 1 0 30 30 0.00 1.000

At CHICAGO BLACKHAWKS Attend Goaltenders Winning Goal
None

HURRICANES LEADING SCORERS BLACKHAWKS LEADING SCORERS
GP G A TP +/- PM GP G A TP +/- PM
Tim Brent 1 1 0 1 1 0 None
Brandon Sutter 1 1 0 1 2 2
Jiri Tlusty 1 1 0 1 1 0
Bryan Allen 1 0 1 1 2 0
Tim Gleason 1 0 1 1 2 0
Jussi Jokinen 1 0 1 1 1 0
Chad LaRose 1 0 1 1 1 0


BLACKHAWKS GP Min W-L-OT SO GA SA SV GAA SV%
Corey Crawford 1 60 0-1-0 0 3 33 30 3.00909

ALL-TIME SEASON SERIES RECORDS

YEAR	OVERALL	HOME	ROAD	YEAR	OVERALL	HOME	ROAD	YEAR	OVERALL	HOME	ROAD
1979-80	1-1-2	1-1-0	0-0-2	1990-91	1-1-1	1-0-1	0-1-0	2001-02	1-0-0-0	0-0-0-0	1-0-0-0
1980-81	0-3-1	0-2-0	0-1-1	1991-92	0-3-0	0-2-0	0-1-0	2002-03	0-0-1-0	0-0-1-0	0-0-0-0
1981-82	1-1-1	0-0-1	1-1-0	1992-93	0-2-0	0-1-0	0-1-0	2003-04	1-0-0-0	0-0-0-0	1-0-0-0
1982-83	0-3-0	0-2-0	0-1-0	1993-94	2-0-0	1-0-0	1-0-0	2005-06	1-0-0	1-0-0	0-0-0
1983-84	2-1-0	1-0-0	1-1-0	1994-95	Did Not Play Western Conf. Teams			2006-07	Did Not Play Central Div. Teams		
1984-85	2-1-0	1-1-0	1-0-0	1995-96	1-1-0	1-0-0	0-1-0	2007-08	1-0-0	1-0-0	0-0-0
1985-86	1-2-0	1-0-0	0-2-0	1996-97	0-1-1	0-0-1	0-1-0	2008-09	0-0-1	0-0-0	0-0-1
1986-87	1-2-0	0-2-0	1-0-0	1997-98	1-1-0	0-1-0	1-0-0	2009-10	1-0-0	1-0-0	0-0-0
1987-88	2-1-0	1-0-0	1-1-0	1998-99	1-1-0	1-0-0	0-1-0	2010-11	0-1-0	0-0-0	0-1-0
1988-89	2-1-0	2-0-0	0-1-0	1999-00	1-0-0-0	1-0-0-0	0-0-0-0	2011-12	1-0-0	1-0-0	0-0-0
1989-90	1-2-0	1-0-0	0-2-0	2000-01	2-0-0-0	1-0-0-0	1-0-0-0	2012-13	Did Not Play Western Conf. Teams		

ALL-TIME SEASON GAME RESULTS (*Overtime **Shootout)

10/14/1979	T	3-3	at CHI	2/19/1983	L	2-4	CHI	10/24/1987	W	5-3	CHI	11/10/1991	L	0-3	CHI	4/3/1999	L	1-2	at CHI
11/9/1979	L	2-4	CHI	10/30/1983	L	1-6	at CHI	1/13/1988	L	1-2	at CHI	3/28/1992	L	1-3	CHI	3/8/2000	W	4-1	CHI
11/11/1979	T	5-5	at CHI	11/12/1983	W	6-1	CHI	3/2/1988	W	2-1	at CHI	1/23/1993	L	2-6	CHI	12/31/2000	W	2-1	CHI
1/19/1980	W	5-3	CHI	2/5/1984	W	4-3	at CHI	10/15/1988	W	7-5	CHI	3/28/1993	L	0-3	at CHI	3/4/2001	W	6-3	at CHI
11/23/1980	L	3-11	at CHI	10/28/1984	W	4-1	at CHI	12/14/1988	L	3-4	at CHI	10/14/1993	W	6-2	at CHI	3/5/2002	W	2-1*	at CHI
1/17/1981	L	2-3	CHI	11/17/1984	L	0-7	CHI	4/1/1989	W	6-1	CHI	3/30/1994	W	3-2*	CHI	10/26/2002	T	3-3*	CHI
2/7/1981	L	2-6	CHI	1/5/1985	W	4-3	CHI	11/12/1989	L	2-4	at CHI	10/14/1995	W	3-2	CHI	3/17/2004	W	3-2	at CHI
2/15/1981	T	4-4	at CHI	10/23/1985	L	2-9	at CHI	12/30/1989	L	3-7	at CHI	12/10/1995	L	1-4	at CHI	12/13/2005	W	5-3	CHI
10/31/1981	T	2-2	CHI	1/12/1986	L	2-4	at CHI	1/27/1990	W	6-4	CHI	12/29/1996	L	3-4	at CHI	3/12/2008	W	3-0	at CHI
12/13/1981	L	1-6	at CHI	3/15/1986	W	11-4	CHI	11/6/1990	T	1-1*	CHI	2/26/1997	T	2-2*	CHI	3/11/2009	OT	2-3**	at CHI
1/25/1982	W	6-5	at CHI	1/3/1987	L	2-3	CHI	2/10/1991	W	3-1	CHI	10/26/1997	W	3-2	at CHI	1/30/2010	W	4-2	CHI
11/26/1982	L	3-4	CHI	2/17/1987	W	5-4	at CHI	2/28/1991	L	3-6	at CHI	1/14/1998	L	1-4	CHI	3/4/2011	L	2-5	at CHI
1/23/1983	L	2-4	at CHI	2/21/1987	L	3-6	CHI	10/26/1991	L	2-4	CHI	10/28/1998	W	2-0	CHI	10/28/2011	W	3-0	CHI



COLORADO AVALANCHE

2013-14 SCHEDULE

10/25/13 at COL 9 p.m.
11/12/13 at CAR 7 p.m.

HURRICANES vs. COLORADO

ALL-TIME: GP: 134 44-67-22-1 GF: 416 GA: 511
at home: GP: 66 27-26-12-1 GF: 216 GA: 223
on road: GP: 68 17-41-10 GF: 200 GA: 288
in overtime: GP: 22 3-3-16

Owner E. Stanley Kroenke
General manager/Alternate governor Greg Sherman
Head coach Patrick Roy
Assistant coaches Tim Army, Andre Tourigny
Goaltending coach Francois Allaire
Senior vice president, communications & business operations Jean Martineau
Executive director of media services Brendan McNicholas
Website/Media relations coordinator Ron Knabenbauer
General office 303/405-1100

Inaugural season 1979-80 (Quebec); 1995-96 (Colorado)
Stanley Cup titles 2 (1996, 2001)
Home ice Pepsi Center (1999)
Building capacity 18,007
2012-13 record 16-25-7
AHL affiliate Lake Erie Monsters

2011-12 SERIES RECAP

AVALANCHE WIN SEASON SERIES: 1-0-0 (HURRICANES: 0-0-1)

At CAROLINA HURRICANES Attend Goaltenders Winning Goal
None

SERIES STATISTICS

HURRICANES SPECIALTY TEAMS AVALANCHE SPECIALTY TEAMS
Power Play 0-3 0.0% Power Play 0-0 0.0%
Penalty Killing 0-0 100.0% Penalty Killing 3-3 100.0%

GOALTENDING

HURRICANES	GP	Min	W-L-OT	SO	GA	SA	SV	GAA	SV%
Cam Ward	1	65	0-0-1	0	4	33	29	3.69	.879

At COLORADO AVALANCHE Attend Goaltenders Winning Goal
10 Feb. '12 Hurricanes 3 Avalanche 4 (OT) 16,854 Ward vs. Giguere Ryan O'Reilly

HURRICANES LEADING SCORER

	GP	G	A	TP	+/-	PM
Eric Staal	1	1	1	2	2	0
Tuomo Ruutu	1	0	2	2	0	0

AVALANCHE LEADING SCORERS

	GP	G	A	TP	+/-	PM
Paul Stastny	1	1	1	2	0	2
David Jones	1	0	2	2	2	2

AVALANCHE	GP	Min	W-L-OT	SO	GA	SA	SV	GAA	SV%
J-S Giguere	1	65	1-0-0	0	3	42	39	2.77	.929

ALL-TIME SEASON SERIES RECORDS

YEAR	OVERALL	HOME	ROAD	YEAR	OVERALL	HOME	ROAD	YEAR	OVERALL	HOME	ROAD
1979-80	1-1-2	1-0-1	0-1-1	1990-91	1-3-4	0-2-2	1-1-2	2001-02	0-1-0-0	0-0-0-0	0-1-0-0
1980-81	2-2-0	2-0-0	0-2-0	1991-92	3-5-0	3-1-0	0-4-0	2002-03	0-0-0-1	0-0-0-1	0-0-0-0
1981-82	2-3-3	1-0-3	1-3-0	1992-93	3-3-1	1-1-1	2-2-0	2003-04	0-1-0-0	0-0-0-0	0-1-0-0
1982-83	2-6-0	2-2-0	0-4-0	1993-94	1-4-0	0-2-0	1-2-0	2005-06	Did Not Play Northwest Div. Teams		
1983-84	1-3-4	0-1-3	1-2-1	1994-95	1-3-0	1-1-0	0-2-0	2006-07	0-1-0	0-0-0	0-1-0
1984-85	3-5-0	2-2-0	1-3-0	1995-96	2-0-0	1-0-0	1-0-0	2007-08	0-1-0	0-1-0	0-0-0
1985-86	4-4-0	2-2-0	2-2-0	1996-97	0-1-1	0-1-0	0-0-1	2008-09	1-0-0	1-0-0	0-0-0
1986-87	3-3-2	3-0-1	0-3-1	1997-98	0-1-1	0-1-0	0-0-1	2009-10	1-1-0	1-0-0	0-1-0
1987-88	2-6-0	0-4-0	2-2-0	1998-99	0-2-0	0-1-0	0-1-0	2010-11	1-0-0	1-0-0	0-0-0
1988-89	4-3-1	2-2-0	2-1-1	1999-00	0-2-0-0	0-1-0-0	0-1-0-0	2011-12	0-0-1	0-0-0	0-0-1
1989-90	6-1-1	3-1-0	3-0-1	2000-01	0-1-1-0	0-0-1-0	0-1-0-0	2012-13	Did Not Play Western Conf. Teams		

ALL-TIME SEASON GAME RESULTS (*Overtime **Shootout)

10/24/1979 T 2-2 at COL (QUE)	12/27/1983 L 3-7 at COL (QUE)	2/28/1987 W 2-1 COL (QUE)	10/16/1990 T 1-1* at COL (QUE)	2/5/1995 L 1-3 at COL (QUE)
11/24/1979 T 4-4 COL (QUE)	1/28/1984 L 0-3 at COL (QUE)	3/10/1987 L 4-6 at COL (QUE)	11/21/1990 T 4-4* COL (QUE)	2/8/1995 L 2-3 COL (QUE)
2/26/1980 L 5-9 at COL (QUE)	1/29/1984 T 5-5* COL (QUE)	10/8/1987 L 1-5 COL (QUE)	11/28/1990 L 3-4 COL (QUE)	3/9/1995 W 2-1 COL (QUE)
4/4/1980 W 9-2 COL (QUE)	3/24/1984 W 3-2* at COL (QUE)	11/1/1987 W 5-1 at COL (QUE)	12/26/1990 W 4-1 at COL (QUE)	5/3/1995 L 1-4 at COL (QUE)
10/25/1980 W 4-2 COL (QUE)	3/25/1984 T 6-6* COL (QUE)	11/7/1987 L 3-5 COL (QUE)	3/2/1991 T 3-3* at COL (QUE)	12/15/1995 W 4-2 COL
12/21/1980 L 5-6 at COL (QUE)	10/31/1984 L 3-5 COL (QUE)	12/8/1987 W 5-4 at COL (QUE)	3/10/1991 L 1-2 COL (QUE)	2/9/1996 W 3-2* at COL
2/2/1981 L 2-4 at COL (QUE)	11/10/1984 W 1-0 at COL (QUE)	12/26/1987 L 2-4 COL (QUE)	3/23/1991 L 3-7 at COL (QUE)	11/16/1996 T 4-4* at COL
4/1/1981 W 5-4 COL (QUE)	12/1/1984 L 4-8 at COL (QUE)	12/27/1987 L 3-5 at COL (QUE)	10/5/1991 L 2-4 at COL (QUE)	3/25/1997 L 0-4 COL
10/6/1981 L 5-6 at COL (QUE)	1/2/1985 L 3-7 at COL (QUE)	3/8/1988 L 4-6 at COL (QUE)	11/12/1991 W 5-4 COL (QUE)	10/24/1997 T 3-3* at COL
11/21/1981 L 3-7 at COL (QUE)	2/10/1985 L 4-10 COL (QUE)	3/13/1988 L 1-4 COL (QUE)	11/25/1991 L 2-5 at COL (QUE)	11/29/1997 L 2-3 COL
11/25/1981 T 3-3 COL (QUE)	3/24/1985 W 2-1 COL (QUE)	10/6/1988 L 2-5 COL (QUE)	12/28/1991 L 1-4 at COL (QUE)	11/2/1998 L 2-3 COL
1/11/1982 L 2-6 at COL (QUE)	4/6/1985 W 2-1 COL (QUE)	11/23/1988 W 4-3 COL (QUE)	1/2/1992 W 4-1 COL (QUE)	3/18/1999 L 2-3 at COL
1/20/1982 W 4-2 COL (QUE)	4/7/1985 L 1-4 at COL (QUE)	11/26/1988 W 4-2 at COL (QUE)	2/22/1992 W 4-0 COL (QUE)	12/4/1999 L 1-3 at COL
1/31/1982 T 4-4 COL (QUE)	10/15/1985 L 1-4 at COL (QUE)	12/28/1988 T 4-4* at COL (QUE)	3/5/1992 L 4-10 COL (QUE)	12/20/1999 L 2-4 COL
3/16/1982 W 7-5 at COL (QUE)	10/30/1985 W 6-4 COL (QUE)	1/23/1989 W 5-0 at COL (QUE)	3/9/1992 L 0-2 at COL (QUE)	11/3/2000 L 3-5 at COL
3/24/1982 T 3-3 COL (QUE)	11/9/1985 W 4-3 at COL (QUE)	1/28/1989 L 2-3* COL (QUE)	11/3/1992 T 3-3* COL (QUE)	1/6/2001 T 2-2* COL
11/10/1982 W 7-5 COL (QUE)	12/31/1985 L 1-5 at COL (QUE)	2/23/1989 W 4-2 COL (QUE)	11/21/1992 L 2-8 at COL (QUE)	10/23/2001 L 1-5 at COL
12/28/1982 L 1-4 at COL (QUE)	1/2/1986 L 2-3 COL (QUE)	3/23/1989 L 3-6 at COL (QUE)	12/31/1992 L 2-6 COL (QUE)	1/13/2003 OTL 2-3* COL
1/27/1983 W 5-2 COL (QUE)	1/17/1986 W 11-6 COL (QUE)	10/8/1989 W 9-6 at COL (QUE)	1/9/1993 W 4-2 COL (QUE)	2/3/2004 L 1-3 at COL
2/1/1983 L 3-12 at COL (QUE)	1/18/1986 W 5-2 at COL (QUE)	10/25/1989 W 2-0 COL (QUE)	2/27/1993 W 5-3 at COL (QUE)	12/11/2006 L 2-5 at COL
3/5/1983 L 3-10 at COL (QUE)	3/8/1986 L 3-6 COL (QUE)	11/22/1989 L 2-4 COL (QUE)	3/8/1993 W 4-2 at COL (QUE)	1/12/2008 L 4-5 COL
3/6/1983 L 3-7 COL (QUE)	11/1/1986 T 2-2* COL (QUE)	12/26/1989 T 3-3* at COL (QUE)	4/10/1993 L 3-6 at COL (QUE)	2/22/2009 W 5-2 COL
4/2/1983 L 4-5 COL (QUE)	11/2/1986 T 3-3* at COL (QUE)	2/3/1990 W 5-1 at COL (QUE)	10/20/1993 L 2-5 COL (QUE)	10/23/2009 L 4-5 at COL
4/3/1983 L 5-6 at COL (QUE)	12/1/1986 L 1-4 at COL (QUE)	2/21/1990 W 3-2 COL (QUE)	1/29/1994 L 2-3 COL (QUE)	1/8/2010 W 2-1 COL
10/13/1983 T 4-4* COL (QUE)	12/3/1986 W 2-1 COL (QUE)	3/21/1990 W 4-1 COL (QUE)	2/1/1994 W 2-1 at COL (QUE)	12/3/2010 W 2-1* COL
11/17/1983 L 2-4 COL (QUE)	1/23/1987 W 3-2 COL (QUE)	3/31/1990 W 3-2 at COL (QUE)	3/17/1994 L 1-4 at COL (QUE)	2/10/2012 OT 3-4* at COL
11/19/1983 T 4-4* at COL (QUE)	1/27/1987 L 2-4 at COL (QUE)	10/4/1990 T 3-3* COL (QUE)	4/7/1994 L 2-5 at COL (QUE)	



COLUMBUS BLUE JACKETS

2013-14 SCHEDULE

12/23/13 at CAR	7 p.m.
1/10/14 at CBJ	7 p.m.
1/27/14 at CAR	7 p.m.
3/18/14 at CBJ	7 p.m.
3/29/14 at CAR	7 p.m.

HURRICANES vs. COLUMBUS

ALL-TIME:	GP: 13	6-7-0	GF: 31	GA: 38
at home:	GP: 7	4-3-0	GF: 18	GA: 20
on road:	GP: 6	2-4-0	GF: 13	GA: 18
in overtime:	GP: 0	0-0-0		

Majority owner/Governor	John P. McConnell
General manager	Jarmo Kekalainen
Head coach	Todd Richards
Assistant coaches	Craig Hartsburg, Dan Hinote
Goaltending coach	Ian Clark
Vice president of communications & team services	Todd Sharrock
Director of communications	Karen Davis
Manager of communications	Rick Bowness
General office	614/246-4625

Inaugural season	2000-01
Stanley Cup titles	None
Home ice	Nationwide Arena (2000)
Building capacity	18,144
2012-13 record	24-17-7
AHL affiliate	Springfield Falcons

2011-12 SERIES RECAP

BLUE JACKETS WIN SEASON SERIES: 1-0-0

At CAROLINA HURRICANES	Attend	Goaltenders	Winning Goal
None			

At COLUMBUS BLUE JACKETS	Attend	Goaltenders	Winning Goal
23 Mar. '12 Hurricanes 1 Blue Jackets 5	15,085	Ward vs. Mason	RJ Umberger

SERIES STATISTICS

HURRICANES SPECIALTY TEAMS	BLUE JACKETS SPECIALTY TEAMS
Power Play.....0-5..... 0.0%	Power Play.....1-3..... 33.3%
Penalty Killing.....2-3..... 66.7%	Penalty Killing.....5-5..... 100.0%

HURRICANES LEADING SCORERS	BLUE JACKETS LEADING SCORERS
GP G A TP +/- PM	GP G A TP +/- PM
Drayson Bowman 1 1 0 1 0 0	RJ Umberger 1 3 0 3 2 0
Justin Faulk 1 0 1 1 -1 0	Derick Brassard 1 0 3 3 2 2
Brandon Sutter 1 0 1 1 0 0	

GOALTENDING

HURRICANES	GP	Min	W-L-OT	SO	GA	SA	SV	GAA	SV%
Cam Ward	1	60	0-1-0	0	5	26	21	5.00	.808

BLUE JACKETS	GP	Min	W-L-OT	SO	GA	SA	SV	GAA	SV%
Steve Mason	1	60	1-0-0	0	1	40	39	1.00	.975

ALL-TIME SEASON SERIES RECORDS

YEAR	OVERALL	HOME	ROAD	YEAR	OVERALL	HOME	ROAD	YEAR	OVERALL	HOME	ROAD
2000-01	1-1-0-0	1-0-0-0	0-1-0-0	2005-06	1-0-0	1-0-0	0-0-0	2009-10	0-1-0	0-0-0	0-1-0
2001-02	1-0-0-0	1-0-0-0	0-0-0-0	2006-07	Did Not Play Central Div. Teams			2010-11	0-1-0	0-1-0	0-0-0
2002-03	2-0-0-0	1-0-0-0	1-0-0-0	2007-08	0-1-0	0-0-0	0-1-0	2011-12	0-1-0	0-0-0	0-1-0
2003-04	1-1-0-0	0-1-0-0	1-0-0-0	2008-09	0-1-0	0-1-0	0-0-0	2012-13	Did Not Play Western Conf. Teams		

ALL-TIME SEASON GAME RESULTS (*Overtime **Shootout)

12/29/2000 L 1-3 at CBJ	3/2/2004 L 0-3 CBJ	11/7/2009 L 2-3 at CBJ
3/7/2001 W 2-1 CBJ	3/8/2004 W 4-1 at CBJ	3/12/2011 L 2-3 CBJ
11/19/2001 W 5-2 CBJ	12/15/2005 W 2-1 CBJ	3/23/2012 L 1-5 at CBJ
11/30/2002 W 4-2 at CBJ	12/29/2007 L 1-4 at CBJ	
3/10/2003 W 6-5 CBJ	2/14/2009 L 1-5 CBJ	



DALLAS STARS

2013-14 SCHEDULE

2/27/14..... at DAL..... 8:30 p.m.
4/3/14..... at CAR..... 7 p.m.

HURRICANES vs. DALLAS

ALL-TIME: GP: 69..... 25-35-8-1..... GF: 207..... GA: 251
at home: GP: 36..... 15-17-4..... GF: 114..... GA: 126
on road: GP: 33..... 10-18-4-1..... GF: 93..... GA: 125
in overtime: GP: 11..... 2-3-6

Owner/Governor..... Tom Gaglardi
General manager..... Jim Nill
Head coach..... Lindy Ruff
Assistant coaches..... Curt Fraser, James Patrick
Goaltending coach..... Mike Valley
Senior director of communications..... Tom Holy
Media relations coordinators..... Greg Ramirez, Ben Fromstein
General office..... 214/387-5500

Inaugural season..... 1967-68 (Minnesota); 1993-94 (Dallas)
Stanley Cup titles..... 1 (1999)
Home ice..... American Airlines Center (2001)
Building capacity..... 18,532
2012-13 record..... 22-22-4
AHL affiliate..... Texas Stars

2011-12 SERIES RECAP

STARS WIN SEASON SERIES: 1-0-0

At CAROLINA HURRICANES Attend Goaltenders Winning Goal
06 Nov. '11 Hurricanes 2 Stars 5 14,815 Boucher, Ward vs. Lehtonen Jamie Benn

SERIES STATISTICS

HURRICANES SPECIALTY TEAMS STARS SPECIALTY TEAMS
Power Play..... 2-9..... 22.2% Power Play..... 1-3..... 33.3%
Penalty Killing..... 2-3..... 66.7% Penalty Killing..... 7-9..... 77.8%

GOALTENDING

HURRICANES	GP	Min	W-L-OT	SO	GA	SA	SV	GAA	SV%
Brian Boucher	1	36	0-0-0	0	1	13	12	1.66	.923
Cam Ward	1	24	0-1-0	0	4	14	10	10.09	.714

SERIES RECORDS

Winning streak..... 5..... 3/21/1987-11/12/1988
Losing streak..... 7..... 10/11/1979-2/14/1981
Unbeaten streak..... 5..... 3/21/1987-11/12/1988
Goals scored..... 8..... 3/26/1988 (W, 8-1)
Goals allowed..... 9..... 10/11/1980 (L, 3-9)
Goals, both teams..... 15..... 2/22/1982 (L, 7-8)
Current CAR streak..... 1 loss/Winless in 3 straight games
Current DAL streak..... 3 wins

LAST TRANSACTION

6/29/2004 CAR acquired DAL's 2005 fourth-round pick (94th overall – Jakub Vojta) from DAL in exchange for Jaroslav Svoboda.

At DALLAS STARS Attend Goaltenders Winning Goal
None

HURRICANES LEADING SCORERS

	GP	G	A	TP	+/-	PM
Chad LaRose	1	1	0	1	-2	0
Tuomo Ruutu	1	1	0	1	-2	0
Jay Harrison	1	0	1	1	-1	0
Derek Joslin	1	0	1	1	-2	10
Tomas Kaberle	1	0	1	1	-3	0
Jeff Skinner	1	0	1	1	-2	4

STARS LEADING SCORERS

	GP	G	A	TP	+/-	PM
Michael Ryder	1	1	2	3	2	0
Loui Eriksson	1	0	3	3	3	0

STARS	GP	Min	W-L-OT	SO	GA	SA	SV	GAA	SV%
Kari Lehtonen	1	60	1-0-0	0	2	32	30	2.00	.938

ALL-TIME SEASON SERIES RECORDS

YEAR	OVERALL	HOME	ROAD	YEAR	OVERALL	HOME	ROAD	YEAR	OVERALL	HOME	ROAD
1979-80	0-4-0	0-2-0	0-2-0	1990-91	1-2-0	0-1-0	1-1-0	2001-02	1-0-1-0	1-0-0-0	0-0-1-0
1980-81	1-3-0	1-1-0	0-2-0	1991-92	1-1-1	0-1-1	1-0-0	2002-03	1-0-0-1	1-0-0-0	0-0-0-1
1981-82	1-2-0	1-1-0	0-1-0	1992-93	1-0-1	0-0-1	1-0-0	2003-04	0-1-0-0	0-1-0-0	0-0-0-0
1982-83	0-2-1	0-1-0	0-1-1	1993-94	0-1-1	0-0-1	0-1-0	2005-06	0-0-1	0-0-0	0-0-1
1983-84	3-0-0	2-0-0	1-0-0	1994-95	Did Not Play Western Conf. Teams			2006-07	1-0-0	1-0-0	0-0-0
1984-85	1-2-0	0-1-0	1-1-	1995-96	1-1-0	0-1-0	1-0-0	2007-08	Did Not Play Pacific Div. Teams		
1985-86	1-2-0	1-1-0	0-1-0	1996-97	0-2-0	0-1-0	0-1-0	2008-09	0-1-0	0-0-0	0-1-0
1986-87	1-2-0	1-0-0	0-2-0	1997-98	0-2-0	0-1-0	0-1-0	2009-10	1-1-0	1-0-0	0-1-0
1987-88	3-0-0	2-0-0	1-0-0	1998-99	0-1-1	0-0-1	0-1-0	2010-11	0-1-1	0-1-0	0-0-1
1988-89	2-1-0	0-1-0	2-0-0	1999-00	1-1-0-0	1-0-0-0	0-1-0-0	2011-12	0-1-0	0-1-0	0-0-0
1989-90	2-1-0	1-1-0	1-0-0	2000-01	1-0-0-0	1-0-0-0	0-0-0-0	2012-13	Did Not Play Western Conf. Teams		

ALL-TIME SEASON GAME RESULTS (*Overtime **Shootout)

10/11/1979	L	1-4	at DAL (MIN)	11/8/1983	W	6-4	DAL (MIN)	3/26/1988	W	8-1	DAL (MIN)	3/27/1993	W	2-1	at DAL (MIN)	10/7/2001	W	3-0	DAL
1/9/1980	L	2-6	at DAL (MIN)	12/23/1983	W	5-3	DAL (MIN)	11/12/1988	W	3-1	at DAL (MIN)	10/27/1993	L	1-5	at DAL	11/21/2001	T	4-4*	at DAL
2/10/1980	L	2-6	DAL (MIN)	1/10/1984	W	6-3	at DAL (MIN)	12/3/1988	L	2-4	DAL (MIN)	3/12/1994	T	2-2*	DAL	12/22/2002	W	1-0	DAL
3/16/1980	L	1-6	DAL (MIN)	10/27/1984	W	5-3	at DAL (MIN)	2/18/1989	W	4-3	at DAL (MIN)	2/11/1996	W	5-3	at DAL	2/11/2003	OTL	1-2*	at DAL
10/11/1980	L	3-9	at DAL (MIN)	11/28/1984	L	2-4	DAL (MIN)	10/7/1989	L	4-6	DAL (MIN)	2/25/1996	L	2-6	DAL	12/22/2003	L	1-3	DAL
11/12/1980	L	1-5	DAL (MIN)	1/12/1985	L	4-5	at DAL (MIN)	12/23/1989	W	4-3	DAL (MIN)	12/20/1996	L	1-4	DAL	12/2/2005	OT	4-5**	at DAL
2/14/1981	L	4-7	at DAL (MIN)	11/13/1985	W	5-2	DAL (MIN)	2/7/1990	W	5-3	at DAL (MIN)	3/21/1997	L	0-2	at DAL	11/18/2006	W	5-4	DAL
2/25/1981	W	3-2	DAL (MIN)	2/15/1986	L	1-4	at DAL (MIN)	10/24/1990	L	0-3	at DAL (MIN)	1/3/1998	L	1-6	DAL	3/12/2009	L	2-3	at DAL
11/7/1981	W	4-2	DAL (MIN)	2/26/1986	L	2-5	DAL (MIN)	11/10/1990	W	3-2	at DAL (MIN)	3/20/1998	L	1-6	at DAL	11/23/2009	L	0-2	at DAL
2/22/1982	L	7-8	at DAL (MIN)	12/31/1986	L	2-5	at DAL (MIN)	12/23/1990	L	2-5	DAL (MIN)	10/15/1998	T	2-2*	DAL	12/16/2009	W	5-3	DAL
3/28/1982	L	2-5	DAL (MIN)	1/10/1987	L	3-4	at DAL (MIN)	1/28/1992	L	3-4	DAL (MIN)	3/21/1999	L	2-3*	at DAL	11/29/2010	L	1-4	DAL
11/2/1982	L	6-7	DAL (MIN)	3/21/1987	W	5-1	DAL (MIN)	2/9/1992	T	4-4*	DAL (MIN)	11/20/1999	W	1-0	DAL	12/10/2010	OT	1-2**	at DAL
12/14/1982	T	3-3	at DAL (MIN)	1/19/1988	W	6-3	at DAL (MIN)	2/29/1992	W	5-4*	at DAL (MIN)	12/8/1999	L	1-2	at DAL	11/6/2011	L	2-5	DAL
1/22/1983	L	2-7	at DAL (MIN)	1/23/1988	W	5-0	DAL (MIN)	1/3/1993	T	6-6*	DAL (MIN)	10/10/2000	W	5-2	DAL				



DETROIT RED WINGS

2013-14 SCHEDULE

10/4/13at CAR	7 p.m.
11/21/13at DET	7:30 p.m.
4/11/14at DET	7:30 p.m.

HURRICANES vs. DETROIT

ALL-TIME:	GP: 67	26-32-8-1	GF: 204	GA: 223
at home:	GP: 33	19-13-1	GF: 111	GA: 91
on road:	GP: 34	7-19-7-1	GF: 93	GA: 132
in overtime:	GP: 7	1-2-4		

Owner/GovernorMike Ilitch
Executive vice president/General managerKen Holland
Head coachMike Babcock
Associate coachTom Renney
Assistant coachBill Peters
Goaltending coachJim Bedard
Senior director of communicationsJohn Hahn
Media relations managerTodd Beam
General office313/394-7000

Inaugural season1926-27
Stanley Cup titles11 (1936, 1937, 1943, 1950, 1952, 1954, 1955, 1997, 1998, 2002, 2008)
Home iceJoe Louis Arena (1979)
Building capacity20,066
2012-13 record24-16-8
AHL affiliateGrand Rapids Griffins

2011-12 SERIES RECAP

RED WINGS WIN SEASON SERIES: 1-0-0

At CAROLINA HURRICANES	Attend	Goaltenders	Winning Goal
None			

At DETROIT RED WINGS	Attend	Goaltenders	Winning Goal
24 Mar. '12 Hurricanes 4 Red Wings 5	20,066	Ward vs. Conklin	Drew Miller

SERIES STATISTICS

HURRICANES SPECIALTY TEAMS	RED WINGS SPECIALTY TEAMS
Power Play.....2-2.....100.0%	Power Play.....0-2.....0.0%
Penalty Killing.....2-2.....100.0%	Penalty Killing.....0-2.....0.0%

HURRICANES LEADING SCORERS

	GP	G	A	TP	+/-	PM
Jiri Tlustý	1	2	0	2	0	0
Chad LaRose	1	1	1	2	0	0
Jussi Jokinen	1	0	2	2	-1	2
Eric Staal	1	0	2	2	0	0

RED WINGS LEADING SCORERS

	GP	G	A	TP	+/-	PM
Jiri Hudler	1	1	2	3	3	0
Valtteri Filppula	1	0	3	3	3	0

GOALTENDING

HURRICANES	GP	Min	W-L-OT	SO	GA	SA	SV	GAA	SV%
Cam Ward	1	59	0-1-0	0	5	50	45	5.08	.900

RED WINGS	GP	Min	W-L-OT	SO	GA	SA	SV	GAA	SV%
Ty Conklin	1	60	1-0-0	0	4	24	20	4.00	.833

ALL-TIME SEASON SERIES RECORDS

YEAR	OVERALL	HOME	ROAD	YEAR	OVERALL	HOME	ROAD	YEAR	OVERALL	HOME	ROAD
1979-80	2-1-1	1-1-0	1-0-1	1990-91	2-1-0	2-0-0	0-1-0	2001-02	0-2-0-0	0-1-0-0	0-1-0-0
1980-81	2-0-2	2-0-0	0-0-2	1991-92	0-2-0	0-1-0	0-1-0	2002-03	1-0-0-0	1-0-0-0	0-0-0-0
1981-82	2-0-1	1-0-0	1-0-1	1992-93	0-2-0	0-1-0	0-1-0	2003-04	0-1-1-0	0-1-0-0	0-0-1-0
1982-83	0-3-0	0-2-0	0-1-0	1993-94	1-2-0	1-0-0	0-2-0	2005-06	1-0-0	1-0-0	0-0-0
1983-84	1-1-1	1-0-0	0-1-1	1994-95	Did Not Play Western Conf. Teams			2006-07	Did Not Play Central Div. Teams		
1984-85	2-1-0	2-0-0	0-1-0	1995-96	0-2-0	0-1-0	0-1-0	2007-08	0-1-0	0-0-0	0-1-0
1985-86	2-1-0	1-0-0	1-1-0	1996-97	0-2-0	0-1-0	0-1-0	2008-09	0-1-0	0-1-0	0-0-0
1986-87	1-1-1	1-1-0	0-0-1	1997-98	1-1-0	1-0-0	0-1-0	2009-10	0-1-0	0-0-0	0-1-0
1987-88	2-1-0	1-0-0	1-1-0	1998-99	1-1-0	1-0-0	0-1-0	2010-11	1-0-0	1-0-0	0-0-0
1988-89	2-1-0	1-1-0	1-0-0	1999-00	0-2-0-0	0-1-0-0	0-1-0-0	2011-12	0-1-0	0-0-0	0-1-0
1989-90	2-0-1	0-0-1	2-0-0	2000-01	0-0-0-1	0-0-0-0	0-0-0-1	2012-13	Did Not Play Western Conf. Teams		

ALL-TIME SEASON GAME RESULTS (*Overtime **Shootout)

1/6/1980 L 1-2 DET	1/3/1984 L 1-7 at DET	3/24/1988 W 3-2 at DET	12/1/1993 W 5-3 DET	10/30/2001 L 2-5 DET
1/12/1980 W 6-4 at DET	2/1/1984 T 6-6* at DET	11/16/1988 L 3-4 DET	2/24/1994 L 0-3 at DET	11/13/2001 L 3-4 at DET
3/12/1980 T 4-4 at DET	2/7/1984 W 4-1 DET	12/30/1988 W 4-3 DET	3/29/1994 L 2-6 at DET	11/29/2002 W 6-4 DET
4/6/1980 W 5-3 DET	10/18/1984 W 7-3 DET	12/31/1988 W 3-2 at DET	12/31/1995 L 2-3 at DET	1/2/2004 L 1-4 DET
10/18/1980 W 4-2 DET	11/21/1984 L 2-4 at DET	10/21/1989 T 3-3* DET	3/6/1996 L 2-4 DET	1/31/2004 T 4-4* at DET
10/29/1980 W 5-3 DET	1/3/1985 W 6-2 DET	11/3/1989 W 4-3 at DET	11/4/1996 L 1-5 at DET	1/10/2006 W 3-2 DET
2/12/1981 T 2-2 at DET	12/29/1985 W 5-2 DET	11/14/1989 W 3-0 at DET	11/8/1996 L 1-4 DET	12/9/2007 L 2-5 at DET
3/10/1981 T 4-4 at DET	2/6/1986 L 3-4* at DET	10/12/1990 L 2-4 at DET	10/18/1997 L 2-4 at DET	10/13/2008 L 1-3 DET
10/17/1981 W 8-1 DET	3/18/1986 W 6-4 at DET	2/13/1991 W 6-2 DET	11/5/1997 W 3-1 DET	1/14/2010 L 1-3 at DET
12/22/1981 W 3-2 at DET	12/6/1986 L 1-4 DET	3/14/1991 W 4-2 DET	12/12/1998 W 3-0 DET	4/6/2011 W 3-0 DET
1/23/1982 T 2-2 at DET	12/20/1986 T 2-2* at DET	11/1/1991 L 5-8 at DET	1/21/1999 L 1-4 at DET	3/24/2012 L 4-5 at DET
10/30/1982 L 2-4 DET	3/3/1987 W 5-3 DET	2/23/1992 L 0-4 DET	11/5/1999 L 2-3 at DET	
2/9/1983 L 5-6 DET	11/6/1987 L 1-3 at DET	11/6/1992 L 2-5 at DET	12/22/1999 L 1-4 DET	
2/20/1983 L 2-7 at DET	1/24/1988 W 2-1* DET	11/14/1992 L 0-2 DET	2/14/2001 OTL 3-4* at DET	



EDMONTON OILERS

2013-14 SCHEDULE

12/10/13at EDM9:30 p.m.
3/16/14at CAR3 p.m.

HURRICANES vs. EDMONTON

ALL-TIME: GP: 66 21-33-12 GF: 227 GA: 235
at home: GP: 32 13-12-7 GF: 127 GA: 104
on road: GP: 34 8-21-5 GF: 100 GA: 131
in overtime: GP: 9 0-1-8

Owner/Governor Daryl A. Katz (Rexall Sports Corp)
President of Hockey Operations Kevin Lowe
General manager Craig MacTavish
Head coach Dallas Eakins
Associate coach Keith Acton
Assistant coaches Kelly Buchberger, Steve Smith
Goaltending coach Frederic Chabot
Director, communications & media relations J.J. Hebert
Manager, communications & team services Patrick Garland
General office 780/414-4000

Inaugural season 1972-73 (WHA); 1979-80 (NHL)
Stanley Cup titles 5 (1984, 1985, 1987, 1988, 1990)
Home ice Rexall Place (1974)
Building capacity 16,839
2012-13 record 19-22-7
AHL affiliate Oklahoma City Barons

2011-12 SERIES RECAP

HURRICANES WIN SEASON SERIES: 1-0-0

At CAROLINA HURRICANES	Attend	Goaltenders	Winning Goal	At EDMONTON OILERS	Attend	Goaltenders	Winning Goal
None				07 Dec. '11 Hurricanes 5 Oilers 3	16,839	Ward vs. Dubnyk	Chad LaRose

SERIES STATISTICS

HURRICANES SPECIALTY TEAMS		OILERS SPECIALTY TEAMS	
Power Play.....2-6.....33.3%	Power Play.....0-4.....0.0%		
Penalty Killing.....4-4.....100.0%	Penalty Killing.....4-6.....66.7%		

HURRICANES LEADING SCORER

	GP	G	A	TP	+/-	PM
Tomas Kaberle	1	0	2	2	-1	0

OILERS LEADING SCORERS

	GP	G	A	TP	+/-	PM
Eric Belanger	1	1	0	1	1	0
Ben Eager	1	1	0	1	0	2
Ryan Nugent-Hopkins	1	1	0	1	1	0
Jordan Eberle	1	0	1	1	0	0
Sam Gagner	1	0	1	1	0	0
Anton Lander	1	0	1	1	0	0
Magnus Paajarvi	1	0	1	1	1	0
Lennart Petrell	1	0	1	1	0	2
Andy Sutton	1	0	1	1	2	9

GOALTENDING

HURRICANES	GP	Min	W-L-OT	SO	GA	SA	SV	GAA	SV%	OILERS	GP	Min	W-L-OT	SO	GA	SA	SV	GAA	SV%
Cam Ward	1	60	1-0-0	0	3	25	22	3.00	.880	Devan Dubnyk	1	58	0-1-0	0	5	33	28	5.19	.848

ALL-TIME SEASON SERIES RECORDS

YEAR	OVERALL	HOME	ROAD	YEAR	OVERALL	HOME	ROAD	YEAR	OVERALL	HOME	ROAD
1979-80	2-1-1	2-0-0	0-1-1	1990-91	1-2-0	1-1-0	0-1-0	2001-02	1-0-1-0	0-0-1-0	1-0-0-0
1980-81	1-2-1	1-1-0	0-1-1	1991-92	0-3-0	0-1-0	0-2-0	2002-03	0-1-0-0	0-0-0-0	0-1-0-0
1981-82	0-2-1	0-0-1	0-2-0	1992-93	1-1-0	1-0-0	0-1-0	2003-04	1-0-0-0	0-0-0-0	1-0-0-0
1982-83	0-2-1	0-1-1	0-1-0	1993-94	1-0-1	0-0-1	1-0-0	2005-06	Did Not Play Northwest Div. Teams		
1983-84	1-2-0	1-0-0	0-2-0	1994-95	Did Not Play Western Conf. Teams			2006-07	0-1-0	0-0-0	0-1-0
1984-85	1-2-0	1-1-0	0-1-0	1995-96	1-0-1	0-0-1	1-0-0	2007-08	1-0-0	1-0-0	0-0-0
1985-86	0-3-0	0-1-0	0-2-0	1996-97	0-2-0	0-1-0	0-1-0	2008-09	0-1-0	0-1-0	0-0-0
1986-87	1-2-0	1-1-0	0-1-0	1997-98	2-0-0	1-0-0	1-0-0	2009-10	0-1-0	0-0-0	0-1-0
1987-88	1-2-0	0-1-0	1-1-0	1998-99	1-0-1	1-0-0	0-0-1	2010-11	1-0-0	1-0-0	0-0-0
1988-89	1-2-0	1-1-0	0-1-0	1999-00	0-0-2-0	0-0-1-0	0-0-1-0	2011-12	1-0-0	0-0-0	1-0-0
1989-90	1-0-2	0-0-1	1-0-1	2000-01	0-1-0-0	0-1-0-0	0-0-0-0	2012-13	Did Not Play Western Conf. Teams		

ALL-TIME SEASON GAME RESULTS (*Overtime **Shootout)

11/17/1979 W 4-0 EDM	1/7/1984 L 3-5 at EDM	1/30/1988 L 2-5 at EDM	2/20/1993 W 7-3 EDM	11/11/2001 T 1-1* EDM
12/9/1979 L 0-3 at EDM	2/12/1984 W 11-0 EDM	12/17/1988 L 2-4 EDM	11/13/1993 T 4-4* EDM	1/10/2002 W 4-1 at EDM
1/2/1980 T 3-3 at EDM	3/21/1984 L 3-5 at EDM	2/21/1989 L 4-7 at EDM	2/12/1994 W 5-2 at EDM	12/11/2002 L 1-4 at EDM
2/19/1980 W 6-2 EDM	11/30/1984 L 2-4 EDM	3/8/1989 W 7-3 EDM	1/9/1996 W 5-1 at EDM	12/9/2003 W 3-2 at EDM
11/28/1980 W 6-4 EDM	2/3/1985 L 3-6 at EDM	1/6/1990 T 4-4* at EDM	2/28/1996 T 4-4* EDM	12/6/2006 L 1-3 at EDM
12/7/1980 L 4-6 at EDM	3/29/1985 W 8-7 EDM	1/30/1990 T 4-4* EDM	1/12/1997 L 1-2* at EDM	1/18/2008 W 7-2 EDM
1/9/1981 T 6-6 at EDM	11/30/1985 L 5-8 at EDM	3/18/1990 W 3-1 at EDM	3/15/1997 L 2-4 EDM	11/1/2008 L 1-3 EDM
3/25/1981 L 2-7 EDM	1/4/1986 L 3-4 at EDM	12/1/1990 L 2-4 EDM	11/12/1997 W 6-4 at EDM	2/1/2010 L 2-4 at EDM
10/21/1981 L 2-5 at EDM	1/15/1986 L 1-4 EDM	12/30/1990 L 3-4 at EDM	3/15/1998 W 4-1 EDM	11/9/2010 W 7-1 EDM
11/11/1981 T 4-4 EDM	11/15/1986 W 6-2 EDM	2/6/1991 W 5-1 EDM	12/15/1998 W 3-0 EDM	12/7/2011 W 5-3 at EDM
2/19/1982 L 4-7 at EDM	3/15/1987 L 1-4 at EDM	1/31/1992 L 1-4 at EDM	2/27/1999 T 2-2* at EDM	
10/14/1982 T 4-4 EDM	3/25/1987 L 3-5 EDM	2/13/1992 L 1-3 EDM	10/13/1999 T 3-3* at EDM	
10/20/1982 L 2-4 at EDM	12/19/1987 W 4-3 at EDM	3/14/1992 L 1-3 at EDM	3/15/2000 T 2-2* EDM	
3/8/1983 L 4-9 EDM	1/6/1988 L 1-5 EDM	1/15/1993 L 1-3 at EDM	3/11/2001 L 2-3 EDM	



FLORIDA PANTHERS

2013-14 SCHEDULE

1/18/14 at CAR	7 p.m.
2/7/14 at CAR	7 p.m.
3/27/14 at FLA	7:30 p.m.

HURRICANES vs. FLORIDA

ALL-TIME:	GP: 103	51-36-15-1	GF: 282	GA: 289
at home:	GP: 51	33-13-5	GF: 162	GA: 126
on road:	GP: 52	18-23-10-1	GF: 120	GA: 163
in overtime:	GP: 29	11-5-13		

General partner/Chairman/CEO	Cliff Viner
Executive vice president/General manager	Dale Tallon
Head coach	Kevin Dineen
Assistant coaches	Gord Murphy, Craig Ramsay
Goaltending coach	Robb Tallas
Senior vice president, communications & public affairs	Matt Sacco
Director, communications	Justin Copertino
General office	954/835-7000

Inaugural season	1993-94
Stanley Cup titles	None
Home ice	BB&T Center (1998)
Building capacity	19,250
2012-13 record	15-27-6
AHL affiliate	San Antonio Rampage

2012-13 SERIES RECAP

PANTHERS WIN SEASON SERIES: 5-1-0 (HURRICANES: 1-3-2)

At CAROLINA HURRICANES	Attend	Goaltenders	Winning Goal
19 Mar. '13 Hurricanes 1 Panthers 4 16,349	Ellis vs Markstrom	Marcel Goc	
02 Mar. '13 Hurricanes 6 Panthers 2 18,680	Ward vs Theodore, Clemmensen	Jussi Jokinen	

SERIES STATISTICS

HURRICANES SPECIALTY TEAMS			PANTHERS SPECIALTY TEAMS		
Power Play	1-16	6.2%	Power Play	5-10	50.0%
Penalty Killing	5-10	50.0%	Penalty Killing	15-16	93.8%

GOALTENDING

HURRICANES	GP	Min	W-L-OT	SO	GA	SA	SV	GAA	SV%
Cam Ward	3	109	2-1-0	0	6	51	45	3.30	.882
Dan Ellis	3	130	0-1-0	0	6	77	71	2.77	.922

At FLORIDA PANTHERS	Attend	Goaltenders	Winning Goal
03 Mar. '13 Hurricanes 3 Panthers 2 15,978	Ellis, Ward vs Clemmensen	Jordan Staal	
19 Jan. '13 Hurricanes 1 Panthers 5 19,688	Ellis, Ward vs Theodore	Brian Campbell	

HURRICANES LEADING SCORER

	GP	G	A	TP	+/-	PM
Alexander Semin	4	1	3	4	3	6

PANTHERS LEADING SCORER

	GP	G	A	TP	+/-	PM
Jonathan Huberdeau	4	3	3	6	2	4

PANTHERS	GP	Min	W-L-OT	SO	GA	SA	SV	GAA	SV%
Jose Theodore	2	62	1-0-0	0	1	43	42	0.96	.977
Jacob Markstrom	1	60	1-0-0	0	1	34	33	1.00	.971
Scott Clemmensen	2	116	0-2-0	0	9	57	48	4.65	.842

ALL-TIME SEASON SERIES RECORDS

YEAR	OVERALL	HOME	ROAD	YEAR	OVERALL	HOME	ROAD	YEAR	OVERALL	HOME	ROAD
1993-94	3-1-0	1-1-0	2-0-0	2000-01	2-1-2-0	1-1-0-0	1-0-2-0	2008-09	3-3-0	2-1-0	1-2-0
1994-95	0-3-1	0-2-0	0-1-1	2001-02	4-0-1-0	2-0-1-0	2-0-0-0	2009-10	3-3-0	3-0-0	0-3-0
1995-96	1-3-0	1-1-0	0-2-0	2002-03	1-3-0-1	1-1-0-0	0-2-0-1	2010-11	4-1-1	2-0-1	2-1-0
1996-97	2-1-1	2-0-0	0-1-1	2003-04	2-2-2-0	2-0-1-0	0-2-1-0	2011-12	1-3-2	1-1-1	0-2-1
1997-98	1-3-0	0-2-0	1-1-0	2005-06	6-1-1	4-0-0	2-1-1	2012-13	2-2-0	1-1-0	1-1-0
1998-99	1-0-4	1-0-1	0-0-3	2006-07	7-1-0	4-0-0	3-1-0				
1999-00	3-2-0-0	2-1-0-0	1-1-0-0	2007-08	5-3-0	3-1-0	2-2-0				

ALL-TIME SEASON GAME RESULTS (*Overtime **Shootout)

11/23/1993	W	2-1*	at	FLA	1/1/1999	T	3-3*	at	FLA	1/24/2003	W	3-1	FLA	1/16/2007	W	3-2*	at	FLA	12/19/2009	W	3-2	FLA		
11/27/1993	W	4-0		FLA	1/14/1999	W	3-2		FLA	1/25/2003	OTL	2-3*	at	FLA	3/13/2007	W	3-1		FLA	2/9/2010	W	4-1	FLA	
12/29/1993	L	3-5		FLA	2/6/1999	T	3-3*		FLA	4/4/2003	L	1-4	at	FLA	4/1/2007	W	4-3*	at	FLA	3/6/2010	L	1-4	at	FLA
3/4/1994	W	2-1	at	FLA	3/6/1999	T	2-2*	at	FLA	10/9/2003	L	1-3	at	FLA	4/7/2007	W	5-4*		FLA	11/5/2010	L	4-7	at	FLA
1/28/1995	L	1-2		FLA	12/26/1999	W	4-3*		FLA	10/13/2003	T	2-2*		FLA	10/31/2007	L	2-4	at	FLA	11/6/2010	W	3-2		FLA
2/11/1995	L	3-4	at	FLA	1/14/2000	L	1-5	at	FLA	2/16/2004	W	3-1		FLA	11/3/2007	W	4-2		FLA	12/15/2010	W	4-3	at	FLA
3/12/1995	L	1-4		FLA	2/1/2000	W	4-2		FLA	3/25/2004	W	3-2		FLA	11/12/2007	W	4-3	at	FLA	1/3/2011	OT	3-4*		FLA
3/29/1995	T	4-4*	at	FLA	2/24/2000	L	2-4		FLA	3/29/2004	L	1-3	at	FLA	11/17/2007	W	2-1		FLA	1/7/2011	W	5-3	at	FLA
10/21/1995	L	0-3	at	FLA	2/26/2000	W	2-1*	at	FLA	4/4/2004	T	6-6*	at	FLA	12/20/2007	L	4-5	at	FLA	3/1/2011	W	2-1		FLA
12/2/1995	L	3-5		FLA	10/13/2000	T	2-2*		FLA	11/5/2005	W	2-0		FLA	2/16/2008	W	5-4		FLA	11/29/2011	L	1-3		FLA
3/2/1996	W	7-1		FLA	11/15/2000	L	1-4		FLA	11/11/2005	W	1-0	at	FLA	3/20/2008	W	2-1**	at	FLA	12/18/2011	OT	2-3*	at	FLA
4/1/1996	L	2-3	at	FLA	11/29/2000	W	2-1*	at	FLA	12/23/2005	W	4-3		FLA	4/4/2008	L	3-4		FLA	2/25/2012	OT	2-3**		FLA
10/12/1996	L	0-6	at	FLA	1/9/2001	W	7-3		FLA	1/25/2006	W	4-3**	at	FLA	10/10/2008	W	6-4		FLA	3/11/2012	L	0-2	at	FLA
11/29/1996	T	1-1*	at	FLA	1/12/2001	T	2-2*	at	FLA	3/3/2006	W	5-2		FLA	11/24/2008	L	2-3	at	FLA	3/21/2012	W	3-1		FLA
12/11/1996	W	5-2		FLA	12/8/2001	W	3-2	at	FLA	3/10/2006	L	3-5	at	FLA	12/18/2008	W	2-1*		FLA	4/7/2012	L	1-4	at	FLA
1/22/1997	W	2-1*		FLA	12/12/2001	W	4-1		FLA	3/11/2006	OT	3-4*	at	FLA	1/8/2009	L	2-4	at	FLA	1/19/2013	L	1-5	at	FLA
12/10/1997	L	2-5		FLA	1/25/2002	T	1-1*		FLA	3/31/2006	W	3-2		FLA	2/12/2009	L	0-5		FLA	3/2/2013	W	6-2		FLA
12/26/1997	L	2-5		FLA	3/21/2002	W	3-2		FLA	10/11/2006	L	3-6	at	FLA	3/23/2009	W	3-2*	at	FLA	3/3/2013	W	3-2	at	FLA
1/27/1998	L	0-3	at	FLA	4/12/2002	W	3-1	at	FLA	12/23/2006	W	3-2*	at	FLA	10/9/2009	W	7-2		FLA	3/19/2013	L	1-4		FLA
3/23/1998	W	5-3	at	FLA	12/4/2002	L	2-4	at	FLA	12/26/2006	W	4-2		FLA	11/4/2009	L	0-3	at	FLA					
12/5/1998	T	3-3*	at	FLA	12/6/2002	L	0-2		FLA	1/11/2007	W	6-4		FLA	12/18/2009	L	3-6	at	FLA					



LOS ANGELES KINGS

2013-14 SCHEDULE

10/11/13 at CAR 7 p.m.
3/1/14 at LA 4 p.m.

HURRICANES vs. LOS ANGELES

ALL-TIME: GP: 67 28-30-9 GF: 242 GA: 261
at home: GP: 34 17-12-5 GF: 120 GA: 122
on road: GP: 33 11-18-4 GF: 122 GA: 139
in overtime: GP: 10 2-3-5

Owners Philip F. Anschutz, Edward P. Roski, Jr.
President/General manager Dean Lombardi
Head coach Darryl Sutter
Assistant coaches Davis Payne, John Stevens
Goaltending coach Bill Ranford
Vice president, communications & broadcasting Michael Altieri
Senior director, communications & content Jeff Moeller
Senior manager, communications Mike Kalinowski
General office 310/535-4500

Inaugural season 1967-68
Stanley Cup titles 1 (2012)
Home ice STAPLES Center (1999)
Building capacity 18,118
2012-13 record 27-16-5
AHL affiliate Manchester Monarchs

2011-12 SERIES RECAP

HURRICANES WIN SEASON SERIES: 1-0-0

At CAROLINA HURRICANES	Attend	Goaltenders	Winning Goal	At LOS ANGELES KINGS	Attend	Goaltenders	Winning Goal
04 Feb. '12 Hurricanes 2 Kings 1	18,680	Ward vs. Bernier	Jeff Skinner	None			

SERIES STATISTICS

HURRICANES SPECIALTY TEAMS		KINGS SPECIALTY TEAMS	
Power Play 0-3 0.0%	Penalty Killing 1-2 50.0%	Power Play 1-2 50.0%	Penalty Killing 3-3 100.0%

GOALTENDING

HURRICANES	GP	Min	W-L-OT	SO	GA	SA	SV	GAA	SV%
Cam Ward	1	60	1-0-0	0	1	25	24	1.00	.960

HURRICANES LEADING SCORERS

	GP	G	A	TP	+/-	PM
Jeff Skinner	1	1	0	1	1	0
Jiri Tlustý	1	1	0	1	1	0
Drayson Bowman	1	0	1	1	1	0
Jussi Jokinen	1	0	1	1	1	0

KINGS LEADING SCORERS

	GP	G	A	TP	+/-	PM
Anze Kopitar	1	1	0	1	-1	0
Jack Johnson	1	0	1	1	0	0
Justin Williams	1	0	1	1	-1	0

KINGS	GP	Min	W-L-OT	SO	GA	SA	SV	GAA	SV%
Jonathan Bernier	1	59	0-1-0	0	2	22	20	2.04	.909

ALL-TIME SEASON SERIES RECORDS

YEAR	OVERALL	HOME	ROAD	YEAR	OVERALL	HOME	ROAD	YEAR	OVERALL	HOME	ROAD
1979-80	2-1-1	2-0-0	0-1-1	1990-91	1-2-0	1-0-0	0-2-0	2001-02	1-1-0-0	1-0-0-0	0-1-0-0
1980-81	0-3-1	0-1-1	0-2-0	1991-92	1-0-2	1-0-1	0-0-1	2002-03	0-1-1-0	0-0-1-0	0-1-0-0
1981-82	2-0-1	1-0-1	1-0-0	1992-93	0-2-0	0-1-0	0-1-0	2003-04	1-0-0-0	1-0-0-0	0-0-0-0
1982-83	1-2-0	0-1-0	1-1-0	1993-94	0-2-0	0-1-0	0-1-0	2005-06	1-0-0	0-0-0	1-0-0
1983-84	2-1-0	1-1-0	1-0-0	1994-95	Did Not Play Western Conf. Teams			2006-07	1-0-0	1-0-0	0-0-0
1984-85	0-2-1	0-1-0	0-1-1	1995-96	2-0-0	1-0-0	1-0-0	2007-08	Did Not Play Pacific Div. Teams		
1985-86	2-1-0	1-1-0	1-0-0	1996-97	0-2-0	0-1-0	0-1-0	2008-09	0-0-1	0-0-0	0-0-1
1986-87	1-2-0	1-0-0	0-2-0	1997-98	1-0-1	0-0-1	1-0-0	2009-10	0-1-0	0-1-0	0-0-0
1987-88	3-0-0	2-0-0	1-0-0	1998-99	1-1-0	0-1-0	1-0-0	2010-11	0-1-0	0-0-0	0-1-0
1988-89	1-2-0	1-0-0	0-2-0	1999-00	1-0-0-0	0-0-0-0	1-0-0-0	2011-12	1-0-0	1-0-0	0-0-0
1989-90	2-1-0	1-1-0	1-0-0	2000-01	0-2-0-0	0-1-0-0	0-1-0-0	2012-13	Did Not Play Western Conf. Teams		

ALL-TIME SEASON GAME RESULTS (*Overtime **Shootout)

10/19/1979 W 6-3 LA	10/25/1983 W 8-5 at LA	3/9/1988 W 5-4 LA	12/5/1992 L 3-7 at LA	10/28/2001 W 3-2* LA
12/12/1979 L 4-7 at LA	11/5/1983 W 2-1 LA	11/10/1988 L 2-7 at LA	1/12/1994 L 4-6 at LA	2/7/2002 L 1-2 at LA
2/6/1980 W 7-3 LA	12/30/1983 L 3-9 LA	1/14/1989 L 6-9 at LA	3/2/1994 L 1-4 LA	2/7/2003 L 2-8 at LA
3/29/1980 T 2-2 at LA	1/31/1985 L 3-5 at LA	1/21/1989 W 5-4 LA	1/25/1996 W 8-2 LA	3/15/2003 T 0-0* LA
12/2/1980 L 2-5 at LA	2/23/1985 L 1-2 LA	11/4/1989 W 6-3 LA	1/31/1996 W 6-4 at LA	11/8/2003 W 3-2* LA
12/13/1980 T 5-5 LA	3/13/1985 T 3-3* at LA	12/13/1989 L 2-5 LA	11/2/1996 L 2-3 LA	12/8/2005 W 3-2 at LA
1/7/1981 L 3-5 at LA	11/2/1985 L 1-8 LA	1/13/1990 W 6-3 at LA	1/30/1997 L 3-5 at LA	2/13/2007 W 2-1 LA
1/14/1981 L 4-5 LA	11/27/1985 W 9-0 at LA	10/19/1990 L 2-5 at LA	10/7/1997 T 3-3* LA	10/17/2008 OT 3-4* at LA
12/19/1981 T 5-5 LA	3/22/1986 W 6-3 LA	1/8/1991 L 3-4* at LA	3/5/1998 W 2-1 at LA	11/11/2009 L 2-5 LA
2/2/1982 W 5-3 at LA	11/8/1986 L 3-4 at LA	1/16/1991 W 4-3 LA	10/25/1998 L 2-3 LA	10/20/2010 L 3-4 at LA
3/7/1982 W 7-6 LA	2/14/1987 L 2-5 at LA	10/30/1991 T 4-4* LA	11/14/1998 W 5-3 at LA	2/4/2012 W 2-1 LA
10/23/1982 W 5-3 at LA	3/22/1987 W 6-3 LA	2/6/1992 T 5-5* at LA	3/2/2000 W 5-2 at LA	
1/20/1983 L 3-4 at LA	12/12/1987 W 3-2 LA	3/11/1992 W 4-0 LA	1/20/2001 L 3-6 LA	
2/15/1983 L 2-5 LA	1/16/1988 W 4-3 at LA	10/31/1992 L 1-7 LA	2/8/2001 L 2-4 at LA	



MINNESOTA WILD

2013-14 SCHEDULE

10/24/13 at MIN 8 p.m.
11/9/13 at CAR 7 p.m.

HURRICANES vs. MINNESOTA

ALL-TIME: GP: 14 8-3-3 GF: 40 GA: 33
at home: GP: 5 5-0-0 GF: 11 GA: 7
on road: GP: 9 3-3-3 GF: 29 GA: 26
in overtime: GP: 5 2-0-3

Owner/Governor Craig Leipold
General manager Chuck Fletcher
Head coach Mike Yeo
Assistant coaches Rick Wilson, Darryl Sydor, Darby Hendrickson
Goaltending coach Bob Mason
Director of media relations Aaron Sickman
Media relations coordinator Carly Peters
General office 615/602-6000

Inaugural season 2000-01
Stanley Cup titles None
Home ice Xcel Energy Center (2000)
Building capacity 18,064
2012-13 record 26-19-3
AHL affiliate Iowa Wild

2011-12 SERIES RECAP

HURRICANES WIN SEASON SERIES: 1-0-0

At CAROLINA HURRICANES	Attend	Goaltenders	Winning Goal	At MINNESOTA WILD	Attend	Goaltenders	Winning Goal
None				17 Mar. '12 Hurricanes 5 Wild 3	18,394	Boucher vs. Hackett	Tim Brent

SERIES STATISTICS

HURRICANES SPECIALTY TEAMS				WILD SPECIALTY TEAMS				HURRICANES LEADING SCORER						WILD LEADING SCORER							
Power Play.....	0-1	0.0%		Power Play.....	1-2	50.0%		GP	G	A	TP	+/-	PM	GP	G	A	TP	+/-	PM		
Penalty Killing.....	1-2	50.0%		Penalty Killing.....	1-1	100.0%		Drayson Bowman	1	2	1	3	3	0	Kyle Brodziak	1	1	2	3	0	0

GOALTENDING

HURRICANES	GP	Min	W-L-OT	SO	GA	SA	SV	GAA	SV%	WILD	GP	Min	W-L-OT	SO	GA	SA	SV	GAA	SV%
Brian Boucher	1	60	1-0-0	0	3	26	23	3.00	.885	Matt Hackett	1	60	0-1-0	0	4	33	29	4.02	.879

ALL-TIME SEASON SERIES RECORDS

YEAR	OVERALL	HOME	ROAD	YEAR	OVERALL	HOME	ROAD	YEAR	OVERALL	HOME	ROAD
2000-01	0-0-1-0	0-0-0-0	0-0-1-0	2005-06	Did Not Play	Northwest Div. Teams		2009-10	1-0-1	1-0-0	0-0-1
2001-02	2-0-0-0	1-0-0-0	1-0-0-0	2006-07	0-1-0	0-0-0	0-1-0	2010-11	2-0-0	1-0-0	1-0-0
2002-03	1-1-0-0	1-0-0-0	0-1-0-0	2007-08	1-0-0	1-0-0	0-0-0	2011-12	1-0-0	0-0-0	1-0-0
2003-04	0-0-1-0	0-0-0-0	0-0-1-0	2008-09	0-1-0	0-0-0	0-1-0	2012-13	Did Not Play	Western Conf. Teams	

ALL-TIME SEASON GAME RESULTS (*Overtime **Shootout)

(p) Games played at Hartwall Arena in Helsinki, Finland, as part of 2010 Compuware NHL Premiere

12/13/2000	T	1-1*	at MIN	2/29/2004	T	3-3*	at MIN	11/15/2009	W	5-4**	MIN
10/24/2001	W	7-3	at MIN	2/10/2007	L	4-5	at MIN	10/7/2010(p)	W	4-3	at MIN
1/15/2002	W	2-0	MIN	3/6/2008	W	3-2	MIN	10/8/2010(p)	W	2-1**	MIN
12/15/2002	L	1-2	at MIN	12/23/2008	L	2-3	at MIN	3/17/2012	W	5-3	at MIN
3/7/2003	W	1-0	MIN	10/24/2009	OT	2-3*	at MIN				



MONTREAL CANADIENS

2013-14 SCHEDULE

12/31/13	at CAR	7 p.m.
1/28/14	at MTL	7:30 p.m.
2/8/14	at CAR	6 p.m.

HURRICANES vs. MONTREAL

ALL-TIME:	GP: 184	64-95-24-1	GF: 532	GA: 663
at home:	GP: 93	37-41-15	GF: 271	GA: 313
on road:	GP: 91	27-54-9-1	GF: 261	GA: 350
in overtime:	GP: 34	8-9-17			

Owner/President/CEO Geoff Molson
 Executive vice president/General manager Marc Bergevin
 Head coach Michel Therrien
 Assistant coaches Clement Jodoin, Gerard Gallant, Jean-Jacques Daigneault
 Goaltending coach Stephane Waite
 Senior vice president, communications & community relations Donald Beauchamp
 Director of media relations Dominick Saillant
 Communications coordinator Francois Marchand
 General office 514/932-2582

Inaugural season 1909-10
 Stanley Cup titles 24 (1916, 1924, 1930-31, 1944, 1946, 1953, 1956-60, 1965-66, 1968-69, 1971, 1973, 1976-79, 1986, 1993)
 Home ice Bell Centre (1996)
 Building capacity 21,273
 2012-13 record 29-14-5
 AHL affiliate Hamilton Bulldogs

2012-13 SERIES RECAP

CANADIENS WIN SEASON SERIES: 3-0-0

At CAROLINA HURRICANES Attend Goaltenders Winning Goal
 07 Mar. '13 Hurricanes 2 Canadiens 4 16,774 Peters vs. Price Lars Eller

SERIES STATISTICS

HURRICANES SPECIALTY TEAMS				CANADIENS SPECIALTY TEAMS			
Power Play.....	0-12	0.0%	Power Play.....	2-13	15.4%
Penalty Killing.....	11-13	84.6%	Penalty Killing.....	12-12	100.0%

GOALTENDING

HURRICANES	GP	Min	W-L-OT	SO	GA	SA	SV	GAA	SV%
Cam Ward	1	60	0-1-0	0	3	26	23	3.00	.885
Justin Peters	2	118	0-2-0	0	7	56	49	3.57	.875

At MONTREAL CANADIENS Attend Goaltenders Winning Goal
 01 Apr. '13 Hurricanes 1 Canadiens 4 21,273 Peters vs. Price Jeff Halpern
 18 Feb. '13 Hurricanes 0 Canadiens 3 21,273 Ward vs. Budaj Brandon Prust

HURRICANES LEADING SCORERS

	GP	G	A	TP	+/-	PM
Jordan Staal	3	2	0	2	-2	4

CANADIENS LEADING SCORER

	GP	G	A	TP	+/-	PM
Max Pacioretty	3	3	1	4	4	2
Brandon Prust	3	2	2	4	3	0
Lars Eller	3	1	3	4	2	0

CANADIENS	GP	Min	W-L-OT	SO	GA	SA	SV	GAA	SV%
Carey Price	2	120	2-0-0	0	3	62	59	1.50	.952
Peter Budaj	1	60	1-0-0	1	0	19	19	0.00	1.000

ALL-TIME SEASON SERIES RECORDS

YEAR	OVERALL	HOME	ROAD	YEAR	OVERALL	HOME	ROAD	YEAR	OVERALL	HOME	ROAD	YEAR	OVERALL	HOME	ROAD
1979-80	0-1-3	0-1-1	0-0-2	1988-89	1-7-0	1-3-0	0-4-0	1997-98	3-1-1	1-1-1	2-0-0	2007-08	2-1-1	0-1-1	2-0-0
1980-81	1-3-0	1-1-0	0-2-0	1989-90	3-4-1	2-1-1	1-3-0	1998-99	3-1-0	2-0-0	1-1-0	2008-09	3-0-1	2-0-0	1-0-1
1981-82	0-7-1	0-4-0	0-3-1	1990-91	4-4-0	2-2-0	2-2-0	1999-00	1-3-0-0	1-1-0-0	0-2-0-0	2009-10	2-1-1	1-1-0	1-0-1
1982-83	3-5-0	3-1-0	0-4-0	1991-92	2-3-3	1-0-3	1-3-0	2000-01	1-3-0-0	0-2-0-0	1-1-0-0	2010-11	1-3-0	1-1-0	0-2-0
1983-84	0-7-1	0-4-0	0-3-1	1992-93	2-5-0	0-4-0	2-1-0	2001-02	1-1-2-0	0-0-2-0	1-1-0-0	2011-12	2-1-1	1-0-1	1-1-0
1984-85	2-5-1	2-1-1	0-4-0	1993-94	1-4-0	1-2-0	0-2-0	2002-03	1-2-1-0	0-1-1-0	1-1-0-0	2012-13	0-3-0	0-1-0	0-2-0
1985-86	3-4-1	2-2-0	1-2-1	1994-95	3-0-1	2-0-0	1-0-1	2003-04	1-1-1-1	1-0-1-0	0-1-0-1				
1986-87	4-3-1	2-1-1	2-2-0	1995-96	2-4-0	2-1-0	0-3-0	2005-06	4-0-0	2-0-0	2-0-0				
1987-88	2-4-2	1-2-1	1-2-1	1996-97	3-3-0	2-1-0	1-2-0	2006-07	3-1-0	1-1-0	2-0-0				

ALL-TIME SEASON GAME RESULTS (*Overtime **Shootout)

12/1/1979 T 4-4 at MTL	3/8/1984 L 2-3 at MTL	3/12/1988 L 0-5 at MTL	1/11/1992 L 2-3 at MTL	11/19/1997 W 2-1 MTL	1/31/2006 W 8-2 at MTL
1/24/1980 L 2-7 MTL	12/3/1984 L 3-9 at MTL	3/27/1988 W 4-2 MTL	1/26/1992 L 1-3 at MTL	1/24/1998 W 4-3 at MTL	3/16/2006 W 5-1 at MTL
3/19/1980 T 5-5 MTL	12/5/1984 W 5-3 MTL	10/19/1988 L 4-5 at MTL	2/19/1992 T 2-2* MTL	2/1/1998 L 3-6 MTL	11/2/2006 L 0-4 MTL
3/22/1980 T 5-5 at MTL	12/15/1984 W 4-3* MTL	11/1/1988 L 3-5 MTL	10/6/1992 L 1-5 MTL	3/31/1998 T 3-3* MTL	11/30/2006 W 4-2 MTL
10/30/1980 L 2-8 at MTL	12/22/1984 L 5-10 at MTL	11/3/1988 L 3-6 MTL	11/25/1992 L 1-6 MTL	4/4/1998 W 1-0 at MTL	2/6/2007 W 2-1 at MTL
1/2/1981 L 1-3 MTL	1/17/1985 L 4-5 at MTL	12/19/1988 L 1-2 at MTL	12/21/1992 W 5-2 at MTL	11/17/1998 W 5-4 MTL	2/12/2007 W 5-3 at MTL
3/18/1981 W 9-3 MTL	1/22/1985 L 5-8 MTL	1/18/1989 L 1-3 at MTL	1/10/1993 L 5-7 MTL	12/2/1998 W 4-1 MTL	10/3/2007 OT 2-3* MTL
4/3/1981 L 1-6 at MTL	3/9/1985 L 3-4 at MTL	1/19/1989 W 6-4 MTL	1/13/1993 L 3-7 at MTL	1/30/1999 W 3-1 at MTL	10/13/2007 W 3-1 at MTL
10/8/1981 T 5-5 at MTL	3/10/1985 T 5-5* MTL	3/4/1989 L 1-6 MTL	1/27/1993 W 6-5 at MTL	4/7/1999 L 0-2 at MTL	10/26/2007 L 4-7 MTL
10/15/1981 L 2-7 MTL	10/19/1985 W 11-6 MTL	3/11/1989 L 3-5 at MTL	3/24/1993 L 5-6* MTL	1/24/2000 W 3-2* MTL	12/8/2007 W 5-1 at MTL
11/29/1981 L 3-6 at MTL	10/26/1985 L 3-5 at MTL	10/8/1989 L 1-4 MTL	10/6/1993 L 3-4 at MTL	1/30/2000 L 0-3 at MTL	10/28/2008 OT 2-3** at MTL
12/16/1981 L 1-6 MTL	11/5/1985 L 3-8 MTL	10/23/1989 L 2-3 at MTL	10/13/1993 W 4-3 MTL	2/17/2000 L 0-3 MTL	11/18/2008 W 2-1 MTL
2/28/1982 L 0-5 MTL	12/11/1985 L 1-3 MTL	12/2/1989 W 4-3 at MTL	1/26/1994 L 0-3 MTL	3/18/2000 L 2-3 at MTL	12/16/2008 W 3-2 MTL
3/13/1982 L 0-5 at MTL	12/16/1985 T 4-4* at MTL	2/4/1990 L 0-2 at MTL	2/2/1994 L 2-9 at MTL	10/21/2000 L 2-5 at MTL	12/21/2008 W 3-2* at MTL
3/30/1982 L 4-6 at MTL	2/22/1986 L 3-6 at MTL	2/17/1990 L 3-7 at MTL	4/11/1994 L 1-3 MTL	1/16/2001 W 3-2* at MTL	11/17/2009 OT 2-3** at MTL
3/31/1982 L 1-5 MTL	3/10/1986 W 5-2 at MTL	2/28/1990 W 3-1 MTL	2/13/1995 T 2-2* at MTL	3/14/2001 L 3-6 MTL	12/23/2009 L 1-5 MTL
10/6/1982 L 1-2 at MTL	3/26/1986 W 3-0 MTL	3/24/1990 W 7-4 MTL	2/15/1995 W 4-1 MTL	3/26/2001 L 2-4 MTL	3/31/2010 W 2-1 at MTL
11/16/1982 L 1-7 MTL	11/19/1986 L 1-4 MTL	4/1/1990 T 1-1* MTL	4/14/1995 W 4-3* MTL	1/17/2002 T 1-1* MTL	4/8/2010 W 5-2 MTL
12/6/1982 L 2-11 at MTL	11/29/1986 W 7-5 at MTL	10/8/1990 L 3-5 at MTL	4/24/1995 W 4-3* at MTL	3/2/2002 W 4-3 at MTL	11/13/2010 L 2-7 at MTL
12/8/1982 W 7-4 MTL	12/26/1986 T 1-1* MTL	10/13/1990 W 5-2 MTL	10/27/1995 L 1-4 MTL	3/16/2002 L 2-3 at MTL	12/23/2010 L 2-3 MTL
1/11/1983 L 4-8 at MTL	12/27/1986 L 2-6 at MTL	10/31/1990 L 2-4 MTL	11/20/1995 L 3-4* at MTL	3/18/2002 T 1-1* MTL	2/26/2011 L 3-4 at MTL
1/13/1983 W 4-2 MTL	1/19/1987 W 5-4 at MTL	12/3/1990 W 4-2 at MTL	11/22/1995 W 4-2 MTL	11/1/2002 T 2-2* MTL	3/30/2011 W 6-2 MTL
2/17/1983 W 4-1 MTL	1/21/1987 W 3-1 MTL	12/5/1990 L 3-4 MTL	12/18/1995 L 2-3 at MTL	11/23/2002 W 7-3 at MTL	11/16/2011 L 0-4 at MTL
3/15/1983 L 1-5 at MTL	2/7/1987 W 3-1 MTL	2/16/1991 W 2-1 at MTL	2/21/1996 W 5-3 MTL	3/22/2003 L 3-5 at MTL	11/23/2011 OT 3-4** MTL
11/1/1983 L 2-6 at MTL	4/1/1987 L 2-3 at MTL	2/20/1991 W 5-3 MTL	3/20/1996 L 2-3 at MTL	3/31/2003 L 0-4 MTL	2/13/2012 W 5-3 at MTL
11/23/1983 L 3-4 MTL	11/11/1987 T 0-0* MTL	3/25/1991 L 2-3* at MTL	11/20/1996 W 3-1 MTL	12/5/2003 T 1-1* MTL	4/5/2012 W 2-1** MTL
12/6/1983 L 1-4 at MTL	11/16/1987 T 3-3* at MTL	10/8/1991 T 2-2* MTL	1/6/1997 L 4-5 at MTL	12/6/2003 L 1-3 at MTL	2/18/2013 L 0-3 at MTL
12/26/1983 L 1-2 MTL	11/25/1987 L 5-6 MTL	10/14/1991 W 4-3 at MTL	2/8/1997 L 2-3* at MTL	12/27/2003 W 2-1* MTL	3/7/2013 L 2-4 MTL
1/19/1984 L 2-3 MTL	2/1/1988 L 4-5 at MTL	11/14/1991 T 2-2* MTL	3/7/1997 W 2-0 MTL	2/28/2004 OTL 0-1 at MTL	4/1/2013 L 1-4 at MTL
1/24/1984 T 7-7* at MTL	2/3/1988 L 2-5 MTL	11/30/1991 W 3-2 MTL	4/2/1997 L 1-4 MTL		
2/14/1984 L 3-5 MTL	2/13/1988 W 4-1 at MTL	12/21/1991 L 2-3* at MTL	4/5/1997 W 4-1 at MTL		



NASHVILLE PREDATORS

2013-14 SCHEDULE

12/5/13.....at NSH.....8 p.m.
1/5/14.....at CAR.....7 p.m.

HURRICANES vs. NASHVILLE

ALL-TIME:.....GP: 17.....5-9-2-1.....GF: 39.....GA: 50
at home:.....GP: 8.....4-1-2-1.....GF: 24.....GA: 21
on road:.....GP: 9.....1-8-0.....GF: 15.....GA: 29
in overtime:.....GP: 4.....1-2-1

Chairman/Governor.....Thomas Cigarrran
President of hockey operations/General manager.....David Poile
Head coach.....Barry Trotz
Assistant coach.....Phil Housley, Lane Lambert
Goaltending coach.....Mitch Korn
Senior vice president of communications & public relations.....Gerry Helper
Manager of hockey communications.....Kevin Wilson
General office.....615/770-2300

Inaugural season.....1998-99
Stanley Cup titles.....None
Home ice.....Bridgestone Arena (1996)
Building capacity.....17,113
2012-13 record.....16-23-9
AHL affiliate.....Milwaukee Admirals

SERIES RECORDS

Winning streak.....1 (5x).....Last: 2/28/2012
Losing streak.....3.....Last: 2/5/2008-1/7/2010
Unbeaten streak.....2.....1/23/2002-12/3/2002
Goals scored.....5.....1/13/2006 (W, 5-4 OT)
Goals allowed.....7.....11/26/2000 (L, 4-7)
Goals, both teams.....11.....11/26/2000 (L, 4-7)
Current CAR streak.....1 win
Current NSH streak.....1 loss

LAST TRANSACTION

3/21/2013 CAR acquired Zach Boychuk on waivers from NSH.

2011-12 SERIES RECAP

SEASON SERIES TIED: 1-1-0

At CAROLINA HURRICANES
28 Feb. '12 Hurricanes 4 Predators 3
Attend 13,595
Goaltenders Ward vs. Lindback
Winning Goal Bryan Allen

At NASHVILLE PREDATORS
07 Jan. '12 Hurricanes 2 Predators 5
Attend 17,113
Goaltenders Peters vs. Rinne
Winning Goal Patric Hornqvist

SERIES STATISTICS

HURRICANES SPECIALTY TEAMS		PREDATORS SPECIALTY TEAMS	
Power Play.....3-8.....37.5%		Power Play.....4-6.....66.7%	
Penalty Killing.....2-6.....33.3%		Penalty Killing.....5-8.....62.5%	

HURRICANES LEADING SCORER		PREDATORS LEADING SCORER	
GP	G A TP +/- PM	GP	G A TP +/- PM
Eric Staal	2` 1 3 4 0 0	Mike Fisher	2 0 3 3 0 2

GOALTENDING

HURRICANES	GP	Min	W-L-OT	SO	GA	SA	SV	GAA	SV%
Cam Ward	1	60	1-0-0	0	3	29	26	3.00	.897
Justin Peters	1	60	0-1-0	0	5	36	31	5.00	.861

PREDATORS	GP	Min	W-L-OT	SO	GA	SA	SV	GAA	SV%
Pekka Rinne	1	59	1-0-0	0	2	29	27	2.02	.931
Anders Lindback	1	59	0-1-0	0	4	33	29	4.08	.879

ALL-TIME SEASON SERIES RECORDS

YEAR	OVERALL	HOME	ROAD	YEAR	OVERALL	HOME	ROAD	YEAR	OVERALL	HOME	ROAD
1998-99	1-1-0	1-0-0	0-1-0	2003-04	0-0-0-1	0-0-0-1	0-0-0-0	2009-10	0-1-0	0-0-0	0-1-0
1999-00	1-1-0-0	1-0-0-0	0-1-0-0	2005-06	1-0-0	1-0-0	0-0-0	2010-11	0-1-1	0-0-1	0-1-0
2000-01	0-2-0-0	0-1-0-0	0-1-0-0	2006-07	Did Not Play Central Div. Teams			2011-12	1-1-0	1-0-0	0-1-0
2001-02	0-0-1-0	0-0-1-0	0-0-0-0	2007-08	0-1-0	0-0-0	0-1-0	2012-13	Did Not Play Western Conf. Teams		
2002-03	1-0-0-0	0-0-0-0	1-0-0-0	2008-09	0-1-0	0-0-0	0-1-0				

ALL-TIME SEASON GAME RESULTS

				(*Overtime **Shootout)											
10/13/1998	L	2-3	at NSH	11/26/2000	L	4-7	NSH	2/5/2008	L	0-1	at NSH	1/7/2012	L	2-5	at NSH
1/2/1999	W	4-1	NSH	1/23/2002	T	2-2*	NSH	11/23/2008	L	2-5	at NSH	2/28/2012	W	4-3	NSH
12/28/1999	L	2-3	at NSH	12/3/2002	W	2-1	at NSH	1/7/2010	L	2-4	at NSH				
3/29/2000	W	3-1	NSH	12/3/2003	OTL	1-2*	NSH	11/20/2010	OT	1-2**	NSH				
10/14/2000	L	1-2	at NSH	1/13/2006	W	5-4*	NSH	12/04/2010	L	2-5	at NSH				



NEW JERSEY DEVILS

2013-14 SCHEDULE

11/27/13 at NJ	7 p.m.
11/29/13 at CAR	7 p.m.
3/8/14 at NJ	7 p.m.
4/5/14 at CAR	7 p.m.

HURRICANES vs. NEW JERSEY

ALL-TIME: GP: 120	46-58-15-1	GF: 354	GA: 382
at home: GP: 60	26-25-9	GF: 179	GA: 180
on road: GP: 60	20-33-6-1	GF: 175	GA: 202
in overtime: GP: 21	4-7-10		

Ownership	David Blitzer and Joshua Harris
President/General manager	Lou Lamoriello
Head coach	Peter DeBoer
Assistant coaches	Scott Stevens, Dave Barr, Mike Foligno
Goaltending coach	Chris Terreri
Senior vice president, communications	Mike Levine
Director, communications	Pete Albietz
Assistant director, communications	Daniel Beam
General office	973/757-6100

Inaugural season	1974-75 (Kansas City); 1976-1977 (Colorado); 1982-83 (New Jersey)
Stanley Cup titles	3 (1995, 2000, 2003)
Home ice	Prudential Center (2007)
Building capacity	17,625
2012-13 record	19-19-10
AHL affiliate	Albany Devils

2012-13 SERIES RECAP

HURRICANES WIN SEASON SERIES: 2-1-0

At CAROLINA HURRICANES	Attend	Goaltenders	Winning Goal
21 Mar. '13 Hurricanes 1 Devils 4	16,941	Ellis, Peters vs. Brodeur	Adam Henrique
09 Mar. '13 Hurricanes 6 Devils 3	18,680	Ellis vs. Hedberg, Frazee	Chris Terry

SERIES STATISTICS

HURRICANES SPECIALTY TEAMS		DEVILS SPECIALTY TEAMS	
Power Play	4-10 40.0%	Power Play	3-9 33.3%
Penalty Killing	6-9 66.7%	Penalty Killing	6-10 60.0%

GOALTENDING

HURRICANES	GP	Min	W-L-OT	SO	GA	SA	SV	GAA	SV%
Cam Ward	1	60	1-0-0	0	2	28	26	2.00	.929
Dan Ellis	2	119	1-1-0	0	7	56	49	3.52	.875
Justin Peters	1	1	0-0-0	0	0	0	0	0.00	.000

At NEW JERSEY DEVILS	Attend	Goaltenders	Winning Goal
12 Feb. '13 Hurricanes 4 Devils 2	17,625	Ward vs. Brodeur	Jiri Tlustý

HURRICANES LEADING SCORERS

	GP	G	A	TP	+/-	PM
Jiri Tlustý	3	4	1	5	2	2
Eric Staal	3	0	5	5	2	6

DEVILS LEADING SCORER

	GP	G	A	TP	+/-	PM
Ilya Kovalchuk	3	3	1	4	0	0

DEVILS	GP	Min	W-L-OT	SO	GA	SA	SV	GAA	SV%
Martin Brodeur	2	119	1-1-0	0	4	42	38	2.02	.905
Jeff Frazee	1	19	0-0-0	0	0	3	3	0.00	1.000
Johan Hedberg	1	40	0-1-0	0	5	18	13	7.50	.722

ALL-TIME SEASON SERIES RECORDS

YEAR	OVERALL	HOME	ROAD	YEAR	OVERALL	HOME	ROAD	YEAR	OVERALL	HOME	ROAD
1979-80	2-1-1	1-0-1	1-1-0	1990-91	2-1-0	1-0-0	1-1-0	2001-02	1-2-1-0	0-2-0-0	1-0-1-0
1980-81	2-1-1	2-0-0	0-1-1	1991-92	0-3-0	0-1-0	0-2-0	2002-03	2-2-0-0	1-1-0-0	1-1-0-0
1981-82	0-2-1	0-2-0	0-0-1	1992-93	1-3-0	0-2-0	1-1-0	2003-04	1-3-0-0	0-2-0-0	1-1-0-0
1982-83	2-1-0	1-0-0	1-1-0	1993-94	1-2-1	1-0-1	0-2-0	2005-06	2-1-1	1-0-1	1-1-0
1983-84	1-1-1	1-0-1	0-1-0	1994-95	0-1-2	0-0-1	0-1-1	2006-07	1-2-1	0-2-0	1-0-1
1984-85	3-0-0	1-0-0	2-0-0	1995-96	1-2-1	0-1-1	1-1-0	2007-08	1-3-0	1-1-0	0-2-0
1985-86	2-1-0	1-1-0	1-0-0	1996-97	1-3-0	1-1-0	0-2-0	2008-09	3-1-0	2-0-0	1-1-0
1986-87	1-1-1	0-0-1	1-1-0	1997-98	2-2-0	1-1-0	1-1-0	2009-10	1-3-0	1-1-0	0-2-0
1987-88	1-1-1	1-0-1	0-1-0	1998-99	1-4-0	1-2-0	0-2-0	2010-11	1-2-1	1-1-0	0-1-1
1988-89	2-1-0	1-0-0	1-1-0	1999-00	2-2-0-0	1-1-0-0	1-1-0-0	2011-12	1-3-0	1-1-0	0-2-0
1989-90	2-1-0	1-1-0	1-0-0	2000-01	1-1-1-1	1-0-1-0	0-1-0-1	2012-13	2-1-0	1-1-0	1-0-0

ALL-TIME SEASON GAME RESULTS (*Overtime **Shootout)

11/6/1979 W 7-2 at NJ (COL)	2/18/1987 W 6-3 at NJ	3/10/1994 L 0-4 at NJ	3/21/2000 W 5-0 at NJ	3/17/2007 W 7-2 at NJ
12/15/1979 L 5-6 at NJ (COL)	3/1/1987 T 5-5* NJ	1/22/1995 T 2-2* NJ	10/27/2000 T 3-3* NJ	1/10/2008 L 1-4 at NJ
2/8/1980 T 4-4 NJ (COL)	10/14/1987 L 1-3 at NJ	3/16/1995 T 2-2* at NJ	11/18/2000 OTL 2-3* at NJ	2/9/2008 L 1-6 at NJ
3/15/1980 W 4-1 NJ (COL)	10/17/1987 W 4-3* NJ	4/16/1995 L 2-3 at NJ	2/23/2001 W 3-2 NJ	2/18/2008 L 1-5 at NJ
10/22/1980 W 3-0 NJ (COL)	1/2/1988 T 1-1* NJ	11/14/1995 L 0-1 at NJ	3/2/2001 L 3-7 at NJ	2/26/2008 W 2-1* NJ
11/6/1980 T 3-3 at NJ (COL)	10/28/1988 L 3-5 at NJ	1/27/1996 T 4-4* NJ	1/5/2002 L 1-2 NJ	1/6/2009 W 3-2 NJ
1/28/1981 W 6-3 NJ (COL)	10/29/1988 W 3-0 NJ	4/4/1996 W 1-0 at NJ	1/19/2002 T 3-3* at NJ	3/18/2009 W 4-2 NJ
3/3/1981 L 4-5 at NJ (COL)	1/27/1989 W 8-6 at NJ	4/6/1996 L 3-6 NJ	3/23/2002 W 4-2 at NJ	3/28/2009 W 2-1 at NJ
12/12/1981 L 2-4 NJ (COL)	10/14/1989 L 2-3 NJ	10/19/1996 W 6-2 NJ	4/3/2002 L 2-3 NJ	4/11/2009 L 2-3 at NJ
2/5/1982 T 4-4 at NJ (COL)	10/26/1989 W 7-3 at NJ	2/12/1997 L 2-3 NJ	10/19/2002 W 3-1 NJ	10/17/2009 L 0-2 at NJ
3/14/1982 L 3-4 NJ (COL)	12/9/1989 W 7-3 NJ	2/13/1997 L 0-4 at NJ	10/29/2002 W 2-1 at NJ	12/9/2009 L 2-4 at NJ
12/3/1982 L 4-5 at NJ	11/15/1990 W 4-2 at NJ	3/13/1997 L 0-6 at NJ	1/17/2003 L 1-2 NJ	2/13/2010 W 5-2 NJ
1/15/1983 W 2-1 NJ	3/16/1991 W 6-2 NJ	10/10/1997 W 2-1 NJ	1/18/2003 L 2-5 at NJ	4/3/2010 L 0-4 NJ
3/10/1983 W 3-0 at NJ	3/27/1991 L 3-4* at NJ	2/28/1998 L 3-4 at NJ	10/11/2003 L 1-2 NJ	1/1/2011 W 6-3 NJ
11/2/1983 W 5-4 NJ	11/22/1991 L 2-8 at NJ	3/12/1998 L 0-2 NJ	1/21/2004 W 2-1 at NJ	2/8/2011 OT 2-3* at NJ
1/17/1984 T 3-3* NJ	12/19/1991 L 1-4 NJ	4/1/1998 W 4-0 at NJ	2/14/2004 L 1-4 at NJ	2/16/2011 L 2-3 at NJ
2/16/1984 L 5-6* at NJ	2/15/1992 L 1-4 at NJ	11/19/1998 L 2-3* at NJ	3/6/2004 L 1-4 NJ	2/19/2011 L 1-4 NJ
12/26/1984 W 5-3 NJ	10/20/1992 W 5-4 at NJ	11/22/1998 L 2-5 NJ	10/15/2005 W 6-1 at NJ	10/10/2011 L 2-4 at NJ
2/14/1985 W 4-0 at NJ	10/28/1992 L 3-4* NJ	2/3/1999 L 1-4 NJ	12/17/2005 W 4-1 NJ	11/8/2011 L 2-3 at NJ
3/1/1985 W 4-1 at NJ	12/27/1992 L 2-6 at NJ	2/13/1999 L 4-6 at NJ	2/3/2006 L 0-3 at NJ	12/26/2011 W 4-2 NJ
10/17/1985 W 4-3* at NJ	3/3/1993 L 4-7 NJ	4/6/1999 W 4-2 NJ	4/11/2006 OT 3-4* NJ	3/31/2012 L 0-5 NJ
12/21/1985 W 7-6 NJ	12/22/1993 W 6-3 NJ	10/29/1999 L 2-4 NJ	10/6/2006 L 0-4 NJ	2/12/2013 W 4-2 at NJ
2/9/1986 L 3-6 NJ	12/28/1993 L 2-4 at NJ	1/17/2000 L 2-5 at NJ	11/7/2006 OT 2-3** at NJ	3/9/2013 W 6-3 NJ
1/12/1987 L 5-7 at NJ	2/26/1994 T 1-1* NJ	1/28/2000 W 4-3* NJ	3/15/2007 L 2-3 NJ	3/21/2013 L 1-4 NJ



NEW YORK ISLANDERS

2013-14 SCHEDULE

10/19/13at NYI7 p.m.
11/7/13at CAR7 p.m.
1/4/14at NYI7 p.m.
3/25/14at CAR7 p.m.

HURRICANES vs. NY ISLANDERS

ALL-TIME:	GP: 120	61-43-14-2	GF: 393	GA: 362
at home:	GP: 60	31-21-7-1	GF: 213	GA: 189
on road:	GP: 60	30-22-7-1	GF: 180	GA: 173
in overtime:	GP: 20	6-6-8		

Owner/GovernorCharles B. Wang
General manager/Alternate governorGarth Snow
Head coachJack Capuano
Assistant coach & senior advisor to the general managerDoug Weight
Assistant coachBrent Thompson
Goaltending coachMike Dunham
Director of communicationsKimber Auerbach
Communications managerJesse Eisenberg
General office516/501-6700

SERIES RECORDS

Winning streak6 (2x)	Last: 1/28/2010-4/2/2011
Losing streak42/14/1982-1/18/1983
Unbeaten streak83/14/1995-10/30/1996
Goals scored94/7/2009 (W, 9-0)
Goals allowed92/14/1982 (L, 1-9)
Goals, both teams132/28/1993 (L, 6-7 OT)
Current CAR streak3 wins
Current NYI streak1 OT / Winless in 3 straight games

LAST TRANSACTION

8/31/2009 CAR acquired Rob Hennigar from NYI in exchange for Bobby Hughes.

Inaugural season1972-73
Stanley Cup titles4 (1980, 1981, 1982, 1983)
Home iceNassau Veterans' Memorial Coliseum (1972)
Building capacity16,234
2012-13 record24-17-7
AHL affiliateBridgeport Sound Tigers

2012-13 SERIES RECAP

HURRICANES WIN SEASON SERIES: 3-0-0 (ISLANDERS: 0-2-1)

At CAROLINA HURRICANES	Attend	Goaltenders	Winning Goal
23 Apr. '13 Hurricanes 4 Islanders 3 (SO)	16,601	Ellis vs. Nabokov	(Riley Nash)

SERIES STATISTICS

HURRICANES SPECIALTY TEAMS				ISLANDERS SPECIALTY TEAMS			
Power Play1-616.7%		Power Play4-1040.0%	
Penalty Killing6-1060.0%		Penalty Killing5-683.3%	

At NEW YORK ISLANDERS	Attend	Goaltenders	Winning Goal
24 Feb. '13 Hurricanes 4 Islanders 2	10,048	Ward vs. Poulin	Bobby Sanguinetti
11 Feb. '13 Hurricanes 6 Islanders 4	9,622	Ward vs. DiPietro	Eric Staal

HURRICANES LEADING SCORER

GP	G	A	TP	+/-	PM
Alexander Semin	3	3	4	7	5 4

ISLANDERS LEADING SCORER

GP	G	A	TP	+/-	PM
Matt Moulson	3	3	4	7	-2 0

GOALTENDING

HURRICANES	GP	Min	W-L-OT	SO	GA	SA	SV	GAA	SV%
Cam Ward	2	120	2-0-0	0	6	53	47	3.01	.887
Dan Ellis	1	65	1-0-0	0	3	39	36	2.77	.923

ISLANDERS	GP	Min	W-L-OT	SO	GA	SA	SV	GAA	SV%
Evgeni Nabokov	1	65	0-0-1	0	3	32	29	2.77	.906
Kevin Poulin	1	59	0-1-0	0	3	27	24	3.03	.889
Rick DiPietro	1	59	0-1-0	0	5	30	25	5.04	.833

ALL-TIME SEASON SERIES RECORDS

YEAR	OVERALL	HOME	ROAD	YEAR	OVERALL	HOME	ROAD	YEAR	OVERALL	HOME	ROAD
1979-80	1-3-0	1-1-0	0-2-0	1990-91	0-2-1	0-1-0	0-1-1	2001-02	1-1-0-2	0-1-0-1	1-0-0-1
1980-81	0-2-2	0-0-2	0-2-0	1991-92	1-2-0	1-1-0	0-1-0	2002-03	2-2-0-0	1-1-0-0	1-1-0-0
1981-82	0-2-1	0-1-1	0-1-0	1992-93	1-2-1	1-1-0	0-1-1	2003-04	2-2-0-0	0-2-0-0	2-0-0-0
1982-83	1-2-0	0-1-0	1-1-0	1993-94	2-1-1	1-0-1	1-1-0	2005-06	3-1-0	2-0-0	1-1-0
1983-84	2-1-0	2-0-0	0-1-0	1994-95	2-1-0	2-0-0	0-1-0	2006-07	2-1-1	2-0-0	0-1-1
1984-85	1-1-1	0-1-0	1-0-1	1995-96	3-0-1	2-0-0	1-0-1	2007-08	2-2-0	0-2-0	2-0-0
1985-86	1-2-0	0-2-0	1-0-0	1996-97	1-2-1	0-1-1	1-1-0	2008-09	4-0-0	2-0-0	2-0-0
1986-87	2-1-0	1-0-0	1-1-0	1997-98	2-2-0	1-1-0	1-1-0	2009-10	2-0-2	1-0-1	1-0-1
1987-88	1-2-0	1-1-0	0-1-0	1998-99	5-0-0	2-0-0	3-0-0	2010-11	4-0-0	2-0-0	2-0-0
1988-89	2-1-0	1-0-0	1-1-0	1999-00	3-1-0-0	1-1-0-0	2-0-0-0	2011-12	0-2-2	0-1-1	0-1-1
1989-90	2-1-0	1-1-0	1-0-0	2000-01	3-1-0-0	2-0-0-0	1-1-0-0	2012-13	3-0-0	1-0-0	2-0-0

ALL-TIME SEASON GAME RESULTS (*Overtime **Shootout)

10/20/1979 L 1-6 at NYI	11/22/1986 W 6-3 at NYI	4/6/1994 T 3-3* NYI	3/26/2000 W 4-1 NYI	1/6/2007 W 4-2 NYI
10/26/1979 L 1-2 NYI	1/31/1987 L 2-4 at NYI	3/7/1995 L 1-3 at NYI	12/19/2000 L 1-2 at NYI	10/27/2007 W 8-3 at NYI
1/26/1980 L 2-3 at NYI	1/21/1988 W 4-3 NYI	3/14/1995 W 6-4 NYI	1/7/2001 W 5-2 NYI	12/31/2007 L 1-4 NYI
2/3/1980 W 5-3 NYI	2/20/1988 L 0-3 at NYI	3/25/1995 W 5-1 NYI	3/1/2001 W 3-1 at NYI	1/21/2008 W 3-2* at NYI
10/19/1980 T 3-3 NYI	2/21/1988 L 2-7 NYI	12/6/1995 W 7-4 NYI	3/18/2001 W 2-1 NYI	1/22/2008 L 3-6 NYI
11/20/1980 L 0-5 at NYI	2/4/1989 L 3-5 at NYI	12/16/1995 T 3-3* at NYI	10/17/2001 L 0-4 NYI	10/25/2008 W 4-3 at NYI
12/27/1980 T 5-5 NYI	2/28/1989 W 3-1 at NYI	1/17/1996 W 6-3 at NYI	10/18/2001 OTL 1-2* at NYI	2/19/2009 W 6-2 at NYI
1/3/1981 L 1-8 at NYI	3/14/1989 W 8-2 NYI	3/30/1996 W 3-1 NYI	10/26/2001 OTL 2-3* NYI	3/20/2009 W 5-4 NYI
10/29/1981 T 6-6 NYI	12/6/1989 L 3-4 NYI	10/17/1996 W 3-1 at NYI	4/8/2002 W 2-1 at NYI	4/7/2009 W 9-0 NYI
2/14/1982 L 1-9 NYI	1/23/1990 W 4-2 NYI	10/30/1996 T 2-2* NYI	10/22/2002 W 4-1 at NYI	10/21/2009 OT 3-4** at NYI
3/27/1982 L 4-5 at NYI	3/6/1990 W 4-2 at NYI	1/24/1997 L 2-5 NYI	10/30/2002 W 4-2 NYI	11/13/2009 OT 3-4* NYI
12/26/1982 L 2-3 NYI	12/20/1990 L 2-4 at NYI	4/11/1997 L 4-6 at NYI	12/28/2002 L 0-3 at NYI	1/28/2010 W 4-1 NYI
1/18/1983 L 1-8 at NYI	1/29/1991 L 1-8 NYI	11/7/1997 L 2-3 NYI	4/6/2003 L 1-2 NYI	2/6/2010 W 3-1 at NYI
2/12/1983 W 4-2 at NYI	2/3/1991 T 1-1* at NYI	12/3/1997 W 5-3 NYI	11/26/2003 W 2-0 at NYI	11/3/2010 W 7-2 NYI
11/15/1983 L 4-6 at NYI	12/17/1991 L 2-4 NYI	1/10/1998 W 2-1* at NYI	1/23/2004 L 2-3 NYI	1/26/2011 W 4-2 at NYI
1/5/1984 W 4-2 NYI	12/29/1991 W 6-4 NYI	1/30/1998 L 0-2 at NYI	3/27/2004 W 3-2 at NYI	3/18/2011 W 3-2* NYI
3/18/1984 W 5-4 NYI	1/9/1992 L 1-2 at NYI	11/5/1998 W 6-3 at NYI	4/2/2004 L 4-6 NYI	4/2/2011 W 4-2 at NYI
12/8/1984 W 4-3 at NYI	10/24/1992 L 2-4 at NYI	11/28/1998 W 3-1 at NYI	10/8/2005 L 2-3 at NYI	1/3/2012 OT 3-4** NYI
12/21/1984 L 0-1 NYI	2/28/1993 L 6-7* NYI	2/21/1999 W 4-1 NYI	1/6/2006 W 4-1 NYI	1/21/2012 OT 1-2* at NYI
2/16/1985 T 4-4* at NYI	4/13/1993 T 3-3* at NYI	3/24/1999 W 2-1 NYI	1/7/2006 W 3-0 at NYI	1/31/2012 L 2-5 NYI
12/23/1985 L 3-6 NYI	4/14/1993 W 5-4* NYI	4/10/1999 W 6-1 at NYI	1/19/2006 W 4-3 NYI	2/18/2012 L 3-4 at NYI
12/26/1985 W 4-3 at NYI	11/6/1993 L 3-5 at NYI	10/30/1999 W 4-0 at NYI	10/21/2006 OT 3-4* at NYI	2/11/2013 W 6-4 at NYI
3/13/1986 L 2-3 NYI	1/1/1994 W 4-3 at NYI	11/10/1999 L 0-2 NYI	11/22/2006 L 2-4 at NYI	2/24/2013 W 4-2 at NYI
11/5/1986 W 3-2 NYI	1/8/1994 W 6-0 NYI	2/8/2000 W 4-3 at NYI	12/22/2006 W 5-1 NYI	4/23/2013 W 4-3** NYI



NEW YORK RANGERS

2013-14 SCHEDULE

11/2/13 at NYR	7 p.m.
3/7/14 at CAR	7 p.m.
3/11/14 at CAR	7 p.m.
4/8/14 at NYR	7 p.m.

HURRICANES vs. NY RANGERS

ALL-TIME: GP: 119	50-56-13	GF: 335	GA: 386
at home: GP: 59	31-23-5	GF: 188	GA: 178
on road: GP: 60	19-33-8	GF: 147	GA: 208
in overtime: GP: 17	6-5-6		

Executive chairman, Madison Square Garden Company James L. Dolan
 President/General manager Glen Sather
 Head coach Alain Vigneault
 Associate coach Scott Arniel
 Assistant coaches Daniel Lacroix, Ulf Samuelsson
 Assistant coach & goaltending coach Benoit Allaire
 Vice president, public relations & player recruitment John Rosasco
 Director, public relations Brendan McIntyre
 Coordinator of public relations Dino Ticinelli
 General office 212/465-6486

Inaugural season 1926-27
 Stanley Cup titles 4 (1928, 1933, 1940, 1994)
 Home ice Madison Square Garden (1968)
 Building capacity 18,200
 2012-13 record 26-18-4
 AHL affiliate Hartford Wolf Pack

2012-13 SERIES RECAP

RANGERS WIN SEASON SERIES: 3-0-0 (HURRICANES: 0-1-2)

At CAROLINA HURRICANES	Attend	Goaltenders	Winning Goal
25 Apr. '13 Hurricanes 3 Rangers 4 (OT)	17,172	Ellis vs. Lundqvist	Ryan Callahan
06 Apr. '13 Hurricanes 1 Rangers 4	17,457	Ellis, Peters vs. Lundqvist	Ryan Callahan

SERIES STATISTICS

HURRICANES SPECIALTY TEAMS	RANGERS SPECIALTY TEAMS
Power Play 1-10 10.0%	Power Play 3-11 27.3%
Penalty Killing 8-11 72.7%	Penalty Killing 9-10 90.0%

GOALTENDING

HURRICANES	GP	Min	W-L-OT	SO	GA	SA	SV	GAA	SV%
Justin Peters	1	18	0-0-0	0	0	8	8	0.00	1.000
Dan Ellis	3	167	0-1-2	0	8	104	96	2.87	.923

At NEW YORK RANGERS	Attend	Goaltenders	Winning Goal
18 Mar. '13 Hurricanes 1 Rangers 2 (SO)	17,200	Ellis vs. Lundqvist	(Rick Nash)

HURRICANES LEADING SCORER

	GP	G	A	TP	+/-	PM
Eric Staal	3	1	2	3	-1	4

RANGERS LEADING SCORER

	GP	G	A	TP	+/-	PM
Derek Stepan	3	3	2	5	3	0

RANGERS	GP	Min	W-L-OT	SO	GA	SA	SV	GAA	SV%
Henrik Lundqvist	3	188	3-0-0	0	5	100	95	1.60	.950

ALL-TIME SEASON SERIES RECORDS

YEAR	OVERALL	HOME	ROAD	YEAR	OVERALL	HOME	ROAD	YEAR	OVERALL	HOME	ROAD
1979-80	1-2-1	1-1-0	0-1-1	1990-91	1-2-0	1-0-0	0-2-0	2001-02	3-1-0-0	2-0-0-0	1-1-0-0
1980-81	1-3-0	1-1-0	0-2-0	1991-92	1-2-0	1-1-0	0-1-0	2002-03	0-4-0-0	0-2-0-0	0-2-0-0
1981-82	1-1-1	0-1-1	1-0-0	1992-93	1-1-1	0-0-1	1-1-0	2003-04	2-1-1-0	2-0-0-0	0-1-1-0
1982-83	1-2-0	1-0-0	0-2-0	1993-94	1-3-0	1-1-0	0-2-0	2005-06	3-1-0	2-0-0	1-1-0
1983-84	2-1-0	2-0-0	0-1-0	1994-95	1-2-0	0-1-0	1-1-0	2006-07	1-2-1	1-1-0	0-1-1
1984-85	1-0-2	0-0-1	1-0-1	1995-96	2-1-1	1-1-0	1-0-1	2007-08	2-2-0	1-1-0	1-1-0
1985-86	2-1-0	1-1-0	1-0-0	1996-97	2-2-0	2-0-0	0-2-0	2008-09	2-1-1	2-0-0	0-1-1
1986-87	3-0-0	1-0-0	2-0-0	1997-98	1-3-0	1-1-0	0-2-0	2009-10	2-2-0	0-2-0	2-0-0
1987-88	1-2-0	1-1-0	0-1-0	1998-99	3-2-0	1-1-0	2-1-0	2010-11	2-0-2	1-0-1	1-0-1
1988-89	2-1-0	1-0-0	1-1-0	1999-00	1-3-0-0	1-1-0-0	0-2-0-0	2011-12	0-4-0	0-2-0	0-2-0
1989-90	1-2-0	1-1-0	0-1-0	2000-01	3-1-0-0	1-1-0-0	2-0-0-0	2012-13	0-1-2	0-1-1	0-0-1

ALL-TIME SEASON GAME RESULTS (*Overtime **Shootout)

10/28/1979 T 2-2 at NYR	3/18/1987 W 5-3 at NYR	2/24/1995 W 2-1 at NYR	12/27/2000 W 4-3 NYR	12/3/2007 W 4-0 at NYR
12/7/1979 L 4-7 NYR	4/4/1987 W 5-3 NYR	3/1/1995 L 2-5 at NYR	1/22/2001 L 2-5 NYR	12/26/2007 L 2-4 at NYR
1/7/1980 L 2-5 at NYR	10/10/1987 L 2-6 NYR	4/20/1995 L 2-3 at NYR	1/24/2001 W 3-2 at NYR	1/29/2008 W 3-1 NYR
2/18/1980 W 6-4 NYR	3/5/1988 W 3-1 NYR	10/7/1995 W 2-0 NYR	4/4/2001 W 3-1 at NYR	2/28/2008 L 2-4 NYR
11/16/1980 L 3-7 at NYR	3/20/1988 L 1-2 at NYR	10/16/1995 W 7-5 at NYR	10/5/2001 W 3-1 NYR	12/13/2008 OT 2-3** at NYR
2/22/1981 W 6-5 NYR	10/12/1988 W 4-3 at NYR	11/11/1995 L 1-4 NYR	11/2/2001 W 3-2 NYR	1/27/2009 L 2-3 at NYR
3/14/1981 L 2-6 at NYR	12/8/1988 W 5-4 NYR	12/22/1995 T 3-3* at NYR	11/29/2001 L 0-5 at NYR	3/9/2009 W 3-0 NYR
3/21/1981 L 4-6 NYR	12/1/1989 L 4-5 at NYR	12/16/1996 L 2-5 at NYR	12/10/2001 W 4-3* at NYR	4/2/2009 W 4-2 NYR
12/6/1981 W 5-3 at NYR	10/19/1989 L 3-7 at NYR	2/5/1997 L 2-5 at NYR	10/9/2002 L 1-4 NYR	12/21/2009 L 1-3 NYR
2/13/1982 L 2-3 NYR	11/18/1989 L 2-3 NYR	2/21/1997 W 7-2 NYR	11/25/2002 L 1-3 at NYR	12/31/2009 L 1-2 NYR
4/3/1982 T 3-3 NYR	3/3/1990 W 6-4 NYR	3/29/1997 W 2-1 NYR	12/31/2002 L 0-2 NYR	1/2/2010 W 2-1* at NYR
12/1/1982 L 1-6 at NYR	10/6/1990 W 5-4 NYR	10/20/1997 L 2-4 at NYR	1/8/2003 L 1-5 at NYR	1/27/2010 W 5-1 at NYR
12/4/1982 W 5-2 NYR	1/13/1991 L 3-4 at NYR	11/21/1997 L 3-4 NYR	10/18/2003 T 2-2* at NYR	10/29/2010 W 4-3 at NYR
2/23/1983 L 3-11 at NYR	2/15/1991 L 3-5 at NYR	1/6/1998 L 2-4 at NYR	10/30/2003 L 1-4 at NYR	1/5/2011 OT 1-2* at NYR
11/26/1983 W 4-3* NYR	10/12/1991 W 5-2 NYR	3/26/1998 W 4-1 NYR	11/6/2003 W 6-3 NYR	1/20/2011 W 4-1 NYR
3/31/1984 W 5-3 NYR	12/14/1991 L 2-6 NYR	10/30/1998 L 0-1 at NYR	1/8/2004 W 3-2 NYR	2/22/2011 OT 3-4** NYR
4/1/1984 L 0-2 at NYR	3/1/1992 L 4-9 at NYR	12/23/1998 W 1-0 at NYR	11/17/2005 W 5-1 NYR	11/11/2011 L 1-5 at NYR
10/11/1984 T 4-4* at NYR	10/12/1992 L 2-6 at NYR	12/26/1998 L 3-6 NYR	11/19/2005 L 3-4 at NYR	12/1/2011 L 3-5 NYR
2/9/1985 T 2-2* NYR	12/19/1992 T 4-4* NYR	1/28/1999 W 3-2* NYR	3/6/2006 W 2-1 at NYR	3/1/2012 L 2-3 NYR
2/21/1985 W 4-3* at NYR	4/5/1993 W 5-4 at NYR	2/12/1999 W 3-1 at NYR	3/14/2006 W 5-3 NYR	3/13/2012 L 2-4 at NYR
10/12/1985 W 8-2 NYR	10/30/1993 L 1-4 NYR	10/8/1999 L 1-3 at NYR	11/15/2006 W 2-1 NYR	3/18/2013 OT 1-2** at NYR
1/20/1986 W 5-0 at NYR	12/15/1993 L 2-5 at NYR	1/9/2000 W 1-0 NYR	11/21/2006 L 0-4 at NYR	4/6/2013 L 1-4 NYR
2/1/1986 L 1-3 NYR	2/19/1994 W 4-2 NYR	1/18/2000 L 2-3 at NYR	2/15/2007 L 1-4 NYR	4/25/2013 OT 3-4* NYR
12/21/1986 W 4-3* at NYR	3/16/1994 L 0-4 at NYR	1/20/2000 L 1-4 NYR	3/11/2007 L 1-2** at NYR	



OTTAWA SENATORS

2013-14 SCHEDULE

11/24/13 at CAR 5 p.m.
1/24/14 at CAR 7 p.m.
3/31/14 at OTT 7:30 p.m.

HURRICANES vs. OTTAWA

ALL-TIME:	GP: 87	45-32-10	GF: 238	GA: 227
at home:	GP: 42	26-11-5	GF: 123	GA: 98
on road:	GP: 45	19-21-5	GF: 115	GA: 129
in overtime:	GP: 16	6-2-8		

Owner/Governor/Chairman	Eugene Melnyk
Executive vice president/General manager	Bryan Murray
Head coach	Paul MacLean
Assistant coaches	Dave Cameron, Mark Reeds
Goaltending coach	Rick Wamsley
Director, communications	Brian Morris
Communications coordinator	Chris Moore
Assistant, communications & publications	Amanda Nigh
General office	613/599-0250

Inaugural season	1992-93
Stanley Cup titles	None
Home ice	Canadian Tire Centre (1996)
Building capacity	19,153
2012-13 record	25-17-6
AHL affiliate	Binghamton Senators

2012-13 SERIES RECAP

HURRICANES WIN SEASON SERIES: 2-1-0 (SENATORS: 1-1-1)

At CAROLINA HURRICANES	Attend	Goaltenders	Winning Goal
01 Feb. '13 Hurricanes 1 Senators 0	18,680	Ellis vs. Anderson	Eric Staal

SERIES STATISTICS

HURRICANES SPECIALTY TEAMS	SENATORS SPECIALTY TEAMS
Power Play.....2-10.....20.0%	Power Play.....0-11.....0.0%
Penalty Killing.....11-11.....100.0%	Penalty Killing.....8-10.....80.0%

GOALTENDING

HURRICANES	GP	Min	W-L-OT	SO	GA	SA	SV	GAA	SV%
Dan Ellis	1	60	1-0-0	1	0	33	33	0.00	1.000
Cam Ward	1	62	1-0-0	0	2	47	45	1.93	.957

At OTTAWA SENATORS	Attend	Goaltenders	Winning Goal
16 Apr. '13 Hurricanes 2 Senators 3	19,181	Peters vs. Anderson	Chris Neil
07 Feb. '13 Hurricanes 3 Senators 2 (OT)	17,337	Ward vs. Anderson	Jay Harrison

HURRICANES LEADING SCORER	SENATORS LEADING SCORER
GP G A TP +/- PM	GP G A TP +/- PM
Eric Staal 3 2 2 4 0 2	Sergei Gonchar 3 0 3 3 4 0

SENATORS	GP	Min	W-L-OT	SO	GA	SA	SV	GAA	SV%
Justin Peters	1	59	0-1-0	0	3	34	31	3.05	.912
Craig Anderson	3	181	1-1-1	0	6	95	89	1.99	.937

ALL-TIME SEASON SERIES RECORDS

YEAR	OVERALL	HOME	ROAD	YEAR	OVERALL	HOME	ROAD	YEAR	OVERALL	HOME	ROAD
1992-93	6-1-0	3-0-0	3-1-0	1999-00	1-3-0-0	1-1-0-0	0-2-0-0	2007-08	2-2-0	1-1-0	1-1-0
1993-94	4-0-1	2-0-0	2-0-1	2000-01	3-1-0-0	1-1-0-0	2-0-0-0	2008-09	2-2-0	2-0-0	0-2-0
1994-95	4-0-0	2-0-0	2-0-0	2001-02	0-3-1-0	0-2-0-0	0-1-1-0	2009-10	2-1-1	2-0-0	0-1-1
1995-96	3-1-1	2-1-0	1-0-1	2002-03	0-3-1-0	0-1-1-0	0-2-0-0	2010-11	3-1-0	2-0-0	1-1-0
1996-97	2-2-1	2-0-0	0-2-1	2003-04	1-2-1-0	0-1-1-0	1-1-0-0	2011-12	2-1-1	1-0-1	1-1-0
1997-98	4-2-0	3-0-0	1-2-0	2005-06	2-2-0	1-1-0	1-1-0	2012-13	2-1-0	1-0-0	1-1-0
1998-99	1-1-2	0-0-2	1-1-0	2006-07	1-3-0	0-2-0	1-1-0				

ALL-TIME SEASON GAME RESULTS (*Overtime **Shootout)

10/14/1992 W 4-1 OTT	11/15/1995 W 3-2 OTT	11/17/1999 W 2-1 OTT	1/20/2004 L 1-3 OTT	12/12/2009 L 2-4 at OTT
10/22/1992 W 5-1 at OTT	1/5/1996 W 4-2 OTT	12/23/1999 L 3-4 at OTT	3/20/2004 W 3-2* at OTT	1/10/2010 W 4-1 OTT
11/19/1992 W 4-2 at OTT	3/22/1996 T 1-1* at OTT	1/4/2000 L 1-2 OTT	10/24/2005 W 3-2 OTT	3/4/2010 W 4-1 OTT
12/9/1992 W 6-2 OTT	11/23/1996 T 3-3* at OTT	2/15/2000 L 1-5 at OTT	11/15/2005 W 2-1 at OTT	4/1/2010 OT 3-4** at OTT
1/28/1993 L 2-5 at OTT	12/28/1996 W 3-2 OTT	11/12/2000 W 4-0 OTT	11/22/2005 L 3-5 OTT	10/14/2010 L 2-3 at OTT
4/3/1993 W 7-3 OTT	2/15/1997 W 2-1 OTT	11/16/2000 W 1-0 at OTT	12/28/2005 L 2-6 at OTT	11/17/2010 W 7-1 OTT
4/7/1993 W 6-1 at OTT	2/16/1997 L 2-4 at OTT	12/3/2000 L 0-2 OTT	11/4/2006 W 3-2 at OTT	12/29/2010 W 4-0 at OTT
11/10/1993 W 4-3* OTT	4/9/1997 L 4-5 at OTT	4/1/2001 W 3-2* at OTT	11/28/2006 L 1-4 OTT	3/22/2011 W 4-3 OTT
11/29/1993 W 4-2 at OTT	10/4/1997 L 2-3 at OTT	10/9/2001 L 2-6 OTT	2/27/2007 L 2-4 OTT	10/25/2011 OT 2-3** OTT
12/23/1993 W 2-1 at OTT	11/9/1997 W 4-1 OTT	11/15/2001 T 1-1* at OTT	2/28/2007 L 0-2 at OTT	11/27/2011 L 3-4 at OTT
12/26/1993 W 3-2* OTT	12/16/1997 W 2-1 OTT	12/18/2001 L 1-5 OTT	10/11/2007 W 5-3 at OTT	12/23/2011 W 2-1* OTT
1/27/1994 T 1-1* at OTT	12/18/1997 L 2-3 at OTT	4/2/2002 L 3-4 at OTT	12/12/2007 L 0-6 OTT	4/3/2012 W 2-1 at OTT
1/25/1995 W 4-1 OTT	1/5/1998 W 4-1 OTT	10/23/2002 L 1-4 at OTT	1/17/2008 L 1-5 at OTT	2/1/2013 W 1-0 OTT
2/1/1995 W 2-1 at OTT	1/22/1998 W 4-2 at OTT	11/19/2002 T 4-4* OTT	3/16/2008 W 5-1 OTT	2/7/2013 W 3-2* at OTT
2/28/1995 W 6-3 at OTT	10/24/1998 W 3-1 at OTT	12/7/2002 L 2-5 at OTT	11/7/2008 W 2-1 OTT	4/16/2013 L 2-3 at OTT
4/12/1995 W 4-2 OTT	12/18/1998 L 1-5 at OTT	3/18/2003 L 5-6 OTT	1/13/2009 L 1-5 at OTT	
11/2/1995 L 0-5 OTT	1/4/1999 T 4-4* OTT	11/20/2003 L 1-6 at OTT	2/24/2009 L 2-4 at OTT	
11/4/1995 W 5-4 at OTT	4/17/1999 T 1-1* OTT	1/11/2004 T 2-2* OTT	3/25/2009 W 2-1 OTT	



PHILADELPHIA FLYERS

2013-14 SCHEDULE

10/6/13at CAR	5 p.m.
11/5/13at CAR	7:30 p.m.
1/21/14at PHI	7 p.m.
4/13/14at PHI	3 p.m.

HURRICANES vs. PHILADELPHIA

ALL-TIME:	GP: 118	30-64-21-3	GF: 313	GA: 435
at home:	GP: 59	17-29-12-1	GF: 176	GA: 216
on road:	GP: 59	13-35-9-2	GF: 147	GA: 219
in overtime:	GP: 29	3-11-15		

Chairman	Ed Snider
General manager	Paul Holmgren
Head coach	Peter Laviolette
Assistant coaches	Joe Mullen, Kevin McCarthy, Craig Berube
Goaltending coach	Jeff Reese
Senior director of communications	Zack Hill
Manager of public relations	Joe Siville
Manager of broadcasting & media services	Brian Smith
General office	215/465-4500

Inaugural season	1967-68
Stanley Cup titles	2 (1974, 1975)
Home ice	Wells Fargo Center (1996)
Building capacity	19,538
2012-13 record	23-22-3
AHL affiliate	Adirondack Phantoms

2012-13 SERIES RECAP

FLYERS WIN SEASON SERIES: 3-0-0 (HURRICANES: 0-2-1)

At CAROLINA HURRICANES	Attend	Goaltenders	Winning Goal
20 Apr. '13 Hurricanes 3 Flyers 5	18,112	Peters vs. Mason	Wayne Simmonds

SERIES STATISTICS

HURRICANES SPECIALTY TEAMS		FLYERS SPECIALTY TEAMS	
Power Play	1-12 8.3%	Power Play	3-10 30.0%
Penalty Killing	7-10 70.0%	Penalty Killing	11-12 91.7%

GOALTENDING

HURRICANES	GP	Min	W-L-OT	SO	GA	SA	SV	GAA	SV%
Cam Ward	2	99	0-0-1	0	5	44	39	3.02	.886
Justin Peters	1	58	0-1-0	0	5	38	33	5.16	.868
Dan Ellis	1	21	0-1-0	0	4	12	8	11.50	.667

At PHILADELPHIA FLYERS	Attend	Goaltenders	Winning Goal
09 Feb. '13 Hurricanes 3 Flyers 4 (OT)	19,691	Ward vs. Bryzgalov	Danny Briere
02 Feb. '13 Hurricanes 3 Flyers 5	19,691	Ellis, Ward vs. Bryzgalov	Mike Knuble

HURRICANES LEADING SCORER

GP	G	A	TP	+/-	PM
Eric Staal	3	2	2	4	0

FLYERS LEADING SCORER

GP	G	A	TP	+/-	PM
Matt Read	3	2	4	6	4

FLYERS

GP	Min	W-L-OT	SO	GA	SA	SV	GAA	SV%
Ilya Bryzgalov	2	121	2-0-0	0	6	75	69	2.97
Steve Mason	1	60	1-0-0	0	3	29	26	3.00

ALL-TIME SEASON SERIES RECORDS

YEAR	OVERALL	HOME	ROAD	YEAR	OVERALL	HOME	ROAD	YEAR	OVERALL	HOME	ROAD
1979-80	0-2-2	0-0-2	0-2-0	1990-91	3-0-0	2-0-0	1-0-0	2001-02	1-2-0-1	1-1-0-0	0-1-0-1
1980-81	0-3-1	0-2-0	0-1-1	1991-92	3-0-0	1-0-0	2-0-0	2002-03	0-1-2-1	0-0-1-1	0-1-1-0
1981-82	0-3-0	0-1-0	0-2-0	1992-93	0-3-0	0-2-0	0-1-0	2003-04	0-2-2-0	0-1-1-0	0-1-1-0
1982-83	1-2-0	1-1-0	0-1-0	1993-94	1-3-0	0-2-0	1-1-0	2005-06	2-0-2	1-0-1	1-0-1
1983-84	2-1-0	1-0-0	1-1-0	1994-95	1-2-0	1-1-0	0-1-0	2006-07	2-2-0	1-1-0	1-1-0
1984-85	0-2-1	0-1-1	0-1-0	1995-96	0-3-1	0-1-1	0-2-0	2007-08	1-2-1	0-2-0	1-0-1
1985-86	0-3-0	0-1-0	0-2-0	1996-97	0-3-1	0-2-0	0-1-1	2008-09	1-1-2	0-1-1	1-0-1
1986-87	2-1-0	1-1-0	1-0-0	1997-98	1-2-1	0-1-1	1-1-0	2009-10	0-3-1	0-1-1	0-2-0
1987-88	1-2-0	1-0-0	0-2-0	1998-99	0-2-2	0-1-1	0-1-1	2010-11	1-3-0	1-1-0	0-2-0
1988-89	1-1-1	1-0-1	0-1-0	1999-00	2-2-0-0	1-1-0-0	1-1-0-0	2011-12	1-3-0	0-2-0	1-1-0
1989-90	2-1-0	1-0-0	1-1-0	2000-01	1-2-0-1	1-1-0-0	0-1-0-1	2012-13	0-2-1	0-1-0	0-1-1

ALL-TIME SEASON GAME RESULTS (*Overtime **Shootout)

11/27/1979 L 2-6 at PHI	12/4/1986 W 2-1 at PHI	1/26/1995 L 2-3 at PHI	12/23/2000 OTL 1-2* at PHI	11/21/2007 L 3-6 PHI
12/23/1979 L 2-4 at PHI	3/7/1987 W 5-3 PHI	3/22/1995 W 4-3 PHI	1/27/2001 L 3-4 PHI	11/28/2007 L 1-3 PHI
12/26/1979 T 4-4 PHI	10/31/1987 W 7-4 PHI	4/28/1995 L 3-4 PHI	2/19/2001 L 0-4 at PHI	12/15/2007 W 6-5** at PHI
3/21/1980 T 5-5 PHI	12/3/1987 L 2-5 at PHI	11/5/1995 L 1-6 at PHI	12/21/2001 OTL 3-4* at PHI	11/26/2008 L 1-3 PHI
10/26/1980 L 1-6 at PHI	2/15/1988 L 4-5* at PHI	11/18/1995 L 2-4 PHI	1/6/2002 L 3-4 PHI	11/28/2008 W 3-2* at PHI
11/8/1980 L 4-5 PHI	10/22/1988 W 8-6 PHI	12/23/1995 T 3-3* PHI	1/27/2002 L 2-4 at PHI	12/6/2008 OT 1-2* PHI
2/8/1981 T 6-6 at PHI	12/23/1988 L 4-5 at PHI	3/25/1996 L 0-3 at PHI	3/28/2002 W 4-1 PHI	12/11/2008 OT 5-6** at PHI
3/29/1981 L 1-4 PHI	3/12/1989 T 3-3* PHI	12/12/1996 L 2-3 at PHI	11/5/2002 OTL 1-2* PHI	10/2/2009 L 0-2 PHI
11/12/1981 L 3-5 at PHI	11/25/1989 W 5-2 PHI	12/14/1996 L 0-4 PHI	11/15/2002 T 1-1* PHI	10/31/2009 L 1-6 at PHI
3/20/1982 L 2-5 PHI	12/14/1989 W 3-2 at PHI	2/19/1997 T 2-2* at PHI	2/15/2003 T 2-2* at PHI	12/26/2009 OT 3-4** PHI
3/21/1982 L 3-5 at PHI	2/1/1990 L 1-2 at PHI	3/2/1997 L 2-5 PHI	3/13/2003 L 3-5 at PHI	1/23/2010 L 2-4 at PHI
12/11/1982 W 7-4 PHI	12/22/1990 W 1-0 PHI	12/23/1997 L 2-4 at PHI	10/25/2003 T 4-4* at PHI	11/1/2010 L 2-3 at PHI
1/8/1983 L 4-7 PHI	1/26/1991 W 5-3 PHI	1/8/1998 T 3-3* PHI	11/18/2003 T 2-2* PHI	11/11/2010 L 1-8 PHI
1/9/1983 L 4-8 at PHI	2/2/1991 W 2-0 at PHI	3/28/1998 W 4-2 at PHI	11/28/2003 L 2-4 at PHI	2/10/2011 L 1-2 at PHI
11/6/1983 L 2-4 at PHI	11/27/1991 W 7-3 at PHI	3/29/1998 L 1-3 PHI	3/23/2004 L 2-4 PHI	2/18/2011 W 3-2 PHI
12/4/1983 W 6-5 at PHI	4/12/1992 W 4-2 PHI	10/17/1998 T 1-1* PHI	10/28/2005 W 8-6 PHI	10/29/2011 L 1-5 at PHI
2/25/1984 W 9-7 PHI	4/15/1992 W 4-3* at PHI	11/20/1998 L 1-3 PHI	12/29/2005 OT 3-4* PHI	11/14/2011 L 3-5 PHI
11/15/1984 L 1-6 at PHI	1/24/1993 L 4-5* at PHI	1/9/1999 L 0-2 at PHI	1/17/2006 W 4-3** at PHI	11/21/2011 W 4-2 at PHI
11/24/1984 T 4-4* PHI	2/24/1993 L 2-5 PHI	3/30/1999 T 3-3* at PHI	3/8/2006 OT 2-3** at PHI	1/10/2012 L 1-2 PHI
2/26/1985 L 2-3 PHI	4/16/1993 L 4-5* PHI	10/7/1999 W 2-0 at PHI	12/19/2006 W 2-1 at PHI	2/2/2013 L 3-5 at PHI
10/24/1985 L 0-3 at PHI	10/9/1993 L 2-5 PHI	11/11/1999 L 1-4 at PHI	12/31/2006 L 2-5 PHI	2/9/2013 OT 3-4 at PHI
11/16/1985 L 2-5 PHI	11/18/1993 L 3-6 at PHI	11/11/2000 L 3-4 PHI	2/22/2007 W 3-2* PHI	4/20/2013 L 3-5 PHI
11/21/1985 L 0-3 at PHI	3/19/1994 W 5-3 at PHI	4/2/2000 W 1-0 PHI	3/28/2007 L 1-5 at PHI	
10/18/1986 L 3-6 PHI	4/2/1994 L 5-6 PHI	11/30/2000 W 2-0 PHI	10/20/2007 OT 2-3* at PHI	



PHOENIX COYOTES

2013-14 SCHEDULE

10/13/13 at CAR 1 p.m.
12/14/13 at PHX 8 p.m.

HURRICANES vs. PHOENIX

ALL-TIME: GP: 68 32-28-8 GF: 238 GA: 224
at home: GP: 34 15-13-6 GF: 111 GA: 101
on road: GP: 34 17-15-2 GF: 127 GA: 123
in overtime: GP: 11 4-1-6

Chairman and governor George Gosbee
General manager Don Maloney
Head coach Dave Tippett
Associate coach Jim Playfair
Assistant coach Newell Brown
Assistant to the general manager/Goaltending coach Sean Burke
Vice president of communications Richard Nairn
Director of media relations Chris Wojcik
Media relations coordinator Greg Dillard
General office 623/772-3200

Inaugural season 1972-73 (Winnipeg WHA); 1979-80 (NHL); 1996-97 (Phoenix)
Stanley Cup titles None
Home ice Jobing.com Arena (2003)
Building capacity 17,125
2012-13 record 21-18-9
AHL affiliate Portland Pirates

2011-12 SERIES RECAP

COYOTES WIN SEASON SERIES: 1-0-0

At CAROLINA HURRICANES Attend Goaltenders Winning Goal
21 Dec. '11 Hurricanes 3 Coyotes 4 15,848 Ward vs. LaBarbera Lauri Korpikoski

SERIES STATISTICS

HURRICANES SPECIALTY TEAMS
Power Play 0-3 0.0%
Penalty Killing 0-1 0.0%

COYOTES SPECIALTY TEAMS
Power Play 1-1 100.0%
Penalty Killing 3-3 100.0%

At PHOENIX COYOTES Attend Goaltenders Winning Goal
None

HURRICANES LEADING SCORERS
GP G A TP +/- PM
Andreas Nodl 1 1 0 1 1 0
Tuomo Ruutu 1 1 0 1 0 0
Jiri Tlustý 1 1 0 1 1 0
Justin Faulk 1 0 1 1 0 0
Jay Harrison 1 0 1 1 1 2
Jussi Jokinen 1 0 1 1 1 2
Alexei Ponikarovsky 1 0 1 1 1 0
Jaroslav Spacek 1 0 1 1 0 0

COYOTES LEADING SCORERS
GP G A TP +/- PM
Lauri Korpikoski 1 1 1 2 2 0
Ray Whitney 1 1 1 2 1 0

GOALTENDING

HURRICANES GP Min W-L-OT SO GA SA SV GAA SV%
Cam Ward 1 59 0-1-0 0 4 19 15 4.08 .789

COYOTES GP Min W-L-OT SO GA SA SV GAA SV%
Jason LaBarbera 1 60 1-0-0 0 3 37 34 3.00 .919

ALL-TIME SEASON SERIES RECORDS

YEAR	OVERALL	HOME	ROAD	YEAR	OVERALL	HOME	ROAD	YEAR	OVERALL	HOME	ROAD
1979-80	2-2-0	2-0-0	0-2-0	1990-91	1-2-0	1-0-0	0-2-0	2001-02	1-0-0-0	1-0-0-0	0-0-0-0
1980-81	3-0-1	1-0-1	2-0-0	1991-92	2-0-1	0-0-1	2-0-0	2002-03	1-1-0-0	1-0-0-0	0-1-0-0
1981-82	2-1-0	1-1-0	1-0-0	1992-93	1-2-0	0-1-0	1-1-0	2003-04	0-1-0-0	0-1-0-0	0-0-0-0
1982-83	1-1-1	0-0-1	1-1-0	1993-94	1-0-1	1-0-0	0-0-1	2005-06	0-1-0	0-0-0	0-1-0
1983-84	0-2-1	0-1-1	0-1-0	1994-95	Did Not Play Western Conf. Teams			2006-07	0-1-0	0-1-0	0-0-0
1984-85	1-2-0	0-1-0	1-1-0	1995-96	1-1-0	0-1-0	1-0-0	2007-08	Did Not Play Pacific Div. Teams		
1985-86	2-1-0	2-0-0	0-1-0	1996-97	2-0-0	1-0-0	1-0-0	2008-09	2-0-0	1-0-0	1-0-0
1986-87	1-1-1	0-0-1	1-1-0	1997-98	1-0-1	0-0-1	1-0-0	2009-10	0-1-0	0-1-0	0-0-0
1987-88	2-1-0	2-0-0	0-1-0	1998-99	0-0-1	0-0-0	0-0-1	2010-11	1-0-0	0-0-0	1-0-0
1988-89	2-1-0	1-0-0	1-1-0	1999-00	0-2-0-0	0-1-0-0	0-1-0-0	2011-12	0-1-0	0-1-0	0-0-0
1989-90	1-2-0	0-2-0	1-0-0	2000-01	1-1-0-0	0-1-0-0	1-0-0-0	2012-13	Did Not Play Western Conf. Teams		

ALL-TIME SEASON GAME RESULTS (*Overtime **Shootout)

11/14/1979 L 2-3 at PHX (WPG)	12/10/1983 T 5-5* PHX (WPG)	3/22/1988 W 4-3 PHX (WPG)	1/30/1993 L 3-6 PHX (WPG)	2/16/2001 L 0-2 PHX
1/21/1980 W 7-2 PHX (WPG)	1/8/1984 L 3-4 at PHX (WPG)	1/10/1989 W 2-1 at PHX (WPG)	2/12/1993 W 6-2 at PHX (WPG)	11/4/2001 W 1-0* PHX
2/15/1980 W 5-4 PHX (WPG)	1/26/1984 L 2-6 PHX (WPG)	2/11/1989 W 7-3 PHX (WPG)	1/5/1994 W 4-0 PHX (WPG)	11/12/2002 W 3-2 PHX
3/26/1980 L 0-7 at PHX (WPG)	10/24/1984 L 4-8 at PHX (WPG)	2/19/1989 L 6-7* at PHX (WPG)	2/4/1994 T 2-2* at PHX (WPG)	2/26/2003 L 2-4 at PHX
11/26/1980 W 8-4 PHX (WPG)	11/7/1984 L 0-3 PHX (WPG)	11/10/1989 W 4-2 at PHX (WPG)	1/12/1996 W 3-2 at PHX (WPG)	1/4/2004 L 0-3 PHX
12/10/1980 W 8-5 at PHX (WPG)	2/19/1985 W 6-2 at PHX (WPG)	1/3/1990 L 2-4 PHX (WPG)	3/1/1996 L 2-5 PHX (WPG)	12/3/2005 L 4-8 at PHX
1/10/1981 W 5-3 at PHX (WPG)	11/23/1985 W 8-1 PHX (WPG)	2/24/1990 L 1-3 PHX (WPG)	10/5/1996 W 1-0 PHX	1/4/2007 L 0-2 PHX
2/18/1981 T 3-3 PHX (WPG)	1/25/1986 W 7-2 PHX (WPG)	11/9/1990 L 4-5 at PHX (WPG)	11/14/1996 W 2-1 at PHX	11/21/2008 W 5-2 PHX
12/30/1981 W 6-1 at PHX (WPG)	2/14/1986 L 4-5 at PHX (WPG)	1/5/1991 W 4-3 PHX (WPG)	12/5/1997 T 2-2* PHX	2/7/2009 W 7-2 at PHX
1/6/1982 L 3-5 PHX (WPG)	10/16/1986 T 4-4* PHX (WPG)	2/26/1991 L 4-5 at PHX (WPG)	3/6/1998 W 5-4* at PHX	3/13/2010 L 0-4 PHX
3/10/1982 W 6-2 PHX (WPG)	1/9/1987 L 0-3 at PHX (WPG)	10/16/1991 W 3-2 at PHX (WPG)	3/15/1999 T 5-5* at PHX	10/23/2010 W 4-3* at PHX
12/17/1982 W 2-0 at PHX (WPG)	3/13/1987 W 3-0 at PHX (WPG)	1/21/1992 T 3-3* PHX (WPG)	1/27/2000 L 2-4 PHX	12/21/2011 L 3-4 PHX
1/29/1983 T 2-2 PHX (WPG)	2/17/1988 W 4-3 PHX (WPG)	3/13/1992 W 1-0 at PHX (WPG)	3/1/2000 L 5-7 at PHX	
2/25/1983 L 3-5 at PHX (WPG)	3/1/1988 L 3-6 at PHX (WPG)	1/18/1993 L 7-8 PHX (WPG)	2/7/2001 W 2-1* at PHX	



PITTSBURGH PENGUINS

2013-14 SCHEDULE

10/8/13at PIT	7 p.m.
10/28/13at CAR	7 p.m.
12/27/13at CAR	7 p.m.
4/1/14at PIT	7 p.m.

HURRICANES vs. PITTSBURGH

ALL-TIME:	GP: 125	55-54-15-1	GF: 441	GA: 451
at home:	GP: 64	32-26-6	GF: 229	GA: 218
on road:	GP: 61	23-28-9-1	GF: 212	GA: 233
in overtime:	GP: 23	5-6-12		

Co-owner/Chairman	Mario Lemieux
Executive vice president/General manager	Ray Shero
Head coach	Dan Bylsma
Assistant coaches	Tony Granato, Jacques Martin, Todd Reirden
Goaltending coach	Mike Bales
Vice president, communications	Tom McMillan
Director of communications	Jennifer Bullano
Manager of communications	Jason Seidling
General office	412/642-1300

Inaugural season	1967-68
Stanley Cup titles	3 (1991, 1992, 2009)
Home ice	CONSOL Energy Center (2010)
Building capacity	18,387
2012-13 record	36-12-0
AHL affiliate	Wilkes-Barre/Scranton Penguins

2012-13 SERIES RECAP

PENGUINS WIN SEASON SERIES: 2-1-0

At CAROLINA HURRICANES	Attend	Goaltenders	Winning Goal
09 Apr. '13 Hurricanes 3 Penguins 5	17,168	Peters vs. Fleury	Evgeni Malkin
28 Feb. '13 Hurricanes 4 Penguins 1	18,680	Ward vs. Fleury	Jiri Tlustý

SERIES STATISTICS

HURRICANES SPECIALTY TEAMS	PENGUINS SPECIALTY TEAMS
Power Play..... 1-119.1%	Power Play..... 2-1020.0%
Penalty Killing..... 8-1080.0%	Penalty Killing..... 10-1190.9%

GOALTENDING

HURRICANES	GP	Min	W-L-OT	SO	GA	SA	SV	GAA	SV%
Cam Ward	1	60	1-0-0	0	1	27	26	1.00	.963
Justin Peters	2	119	0-2-0	0	12	67	55	6.05	.821

At PITTSBURGH PENGUINS	Attend	Goaltenders	Winning Goal
27 Apr. '13 Hurricanes 3 Penguins 8	18,658	Peters vs. Fleury	James Neal

HURRICANES LEADING SCORER

	GP	G	A	TP	+/-	PM
Eric Staal	3	1	5	6	-1	6

PENGUINS LEADING SCORERS

	GP	G	A	TP	+/-	PM
James Neal	2	3	1	4	1	0
Evgeni Malkin	2	2	2	4	4	0
Pascal Dupuis	3	1	3	4	3	0

PENGUINS	GP	Min	W-L-OT	SO	GA	SA	SV	GAA	SV%
Marc-Andre Fleury	3	178	2-1-0	0	10	87	77	3.36	.885

ALL-TIME SEASON SERIES RECORDS

YEAR	OVERALL	HOME	ROAD	YEAR	OVERALL	HOME	ROAD	YEAR	OVERALL	HOME	ROAD
1979-80	2-1-1	2-0-0	0-1-1	1990-91	2-1-0	1-1-0	1-0-0	2001-02	2-0-2-0	0-0-2-0	2-0-0-0
1980-81	2-2-0	1-1-0	1-1-0	1991-92	2-0-1	0-0-1	2-0-0	2002-03	2-2-0-0	1-1-0-0	1-1-0-0
1981-82	0-2-1	0-1-0	0-1-1	1992-93	0-3-0	0-2-0	0-1-0	2003-04	2-0-1-1	2-0-0-0	0-0-1-1
1982-83	0-3-0	0-2-0	0-1-0	1993-94	1-4-0	1-2-0	0-2-0	2005-06	3-1-0	1-1-0	2-0-0
1983-84	1-2-0	0-1-0	1-1-0	1994-95	2-2-0	1-1-0	1-1-0	2006-07	3-1-0	2-0-0	1-1-0
1984-85	2-1-0	2-0-0	0-1-0	1995-96	2-3-1	2-0-1	0-3-0	2007-08	2-1-1	2-0-0	0-1-1
1985-86	2-1-0	1-0-0	1-1-0	1996-97	1-2-2	1-2-0	0-0-2	2008-09	2-2-0	1-1-0	1-1-0
1986-87	3-0-0	2-0-0	1-0-0	1997-98	0-6-0	0-3-0	0-3-0	2009-10	3-0-1	1-0-1	2-0-0
1987-88	1-2-0	1-0-0	0-2-0	1998-99	1-2-1	0-1-1	1-1-0	2010-11	1-2-1	1-1-0	0-1-1
1988-89	2-1-0	1-1-0	1-0-0	1999-00	2-2-0-0	1-1-0-0	1-1-0-0	2011-12	1-2-1	1-1-0	0-1-1
1989-90	2-0-1	1-0-0	1-0-1	2000-01	3-1-0-0	1-1-0-0	2-0-0-0	2012-13	1-2-0	1-1-0	0-1-0

ALL-TIME SEASON GAME RESULTS (*Overtime **Shootout)

10/13/1979	T	3-3	at PIT	1/9/1988	W	5-4*	PIT	4/23/1995	L	2-4	PIT	10/18/2000	W	3-2	at PIT	2/2/2008	L	1-4	at PIT
11/30/1979	W	7-5	PIT	2/6/1988	L	4-5	at PIT	10/20/1995	T	2-2*	PIT	11/22/2000	W	3-1	at PIT	2/14/2008	W	4-2	PIT
1/17/1980	W	7-1	PIT	4/3/1988	L	2-4	at PIT	12/9/1995	L	0-6	at PIT	3/23/2001	W	5-3	PIT	10/23/2008	L	1-4	at PIT
4/2/1980	L	4-6	at PIT	12/26/1988	L	3-4*	PIT	12/28/1995	L	4-9	at PIT	4/8/2001	L	4-6	PIT	12/4/2008	L	2-5	PIT
10/15/1980	W	5-2	at PIT	2/26/1989	W	8-6	PIT	2/23/1996	L	4-5	at PIT	12/16/2001	W	7-0	at PIT	1/20/2009	W	2-1	at PIT
12/26/1980	W	9-7	PIT	3/30/1989	W	9-5	at PIT	3/13/1996	W	3-2	PIT	4/4/2009	W	3-2*	PIT	4/4/2009	W	3-2*	PIT
2/19/1981	L	2-6	at PIT	12/19/1989	W	8-4	at PIT	4/8/1996	W	5-4	PIT	2/5/2002	T	3-3*	PIT	10/14/2009	OT	2-3**	PIT
4/5/1981	L	4-5	PIT	3/25/1990	W	4-2	PIT	10/8/1996	W	7-3	PIT	3/7/2002	W	3-1	at PIT	12/7/2009	W	3-2	at PIT
1/2/1982	L	4-9	at PIT	3/27/1990	T	3-3*	at PIT	11/22/1996	L	1-7	PIT	11/9/2002	W	3-2	PIT	3/11/2010	W	4-3*	PIT
1/3/1982	L	4-6	PIT	11/29/1990	W	6-4	at PIT	12/3/1996	T	4-4*	at PIT	1/15/2003	L	0-2	PIT	3/20/2010	W	3-2*	at PIT
2/10/1982	T	3-3	at PIT	12/8/1990	W	3-1	PIT	1/15/1997	L	0-3	PIT	10/30/2010	L	0-3	PIT	11/19/2010	OT	4-5**	at PIT
11/17/1982	L	3-4	at PIT	3/9/1991	L	2-5	PIT	4/3/1997	T	5-5*	at PIT	4/2/2003	L	2-3	at PIT	1/22/2011	L	2-3	at PIT
12/21/1982	L	2-3	PIT	11/2/1991	W	6-5	at PIT	10/3/1997	L	3-4	PIT	10/22/2003	T	1-1*	at PIT	2/25/2011	W	4-1	PIT
3/12/1983	L	2-7	PIT	2/27/1992	W	8-4	at PIT	10/11/1997	L	1-4	at PIT	11/29/2003	W	4-3	PIT	11/12/2011	W	5-3	PIT
10/15/1983	W	6-4	at PIT	3/22/1992	T	2-2*	PIT	11/26/1997	L	2-3	at PIT	12/18/2003	W	2-1*	PIT	12/3/2011	L	2-3	PIT
12/13/1983	L	2-3	at PIT	10/17/1992	L	3-7	PIT	12/31/1997	L	2-3	at PIT	3/19/2004	OTL	3-4*	at PIT	12/27/2011	L	2-4	at PIT
3/17/1984	L	2-4	PIT	2/21/1993	L	3-4	PIT	1/12/1998	L	1-4	PIT	10/7/2005	W	3-2**	PIT	1/17/2012	OT	1-2**	at PIT
11/22/1984	W	9-3	PIT	4/1/1993	L	2-10	at PIT	4/16/1998	L	1-4	PIT	10/29/2005	W	5-3	at PIT	2/28/2013	W	4-1	PIT
12/28/1984	L	0-4	at PIT	10/16/1993	L	3-5	at PIT	12/4/1998	T	3-3*	PIT	2/10/2006	L	3-4	PIT	4/9/2013	L	3-5	PIT
3/17/1985	W	4-3	PIT	12/4/1993	L	6-7*	PIT	1/7/1999	L	2-4	at PIT	3/4/2006	W	7-5	at PIT	4/27/2013	L	3-8	at PIT
10/29/1985	W	4-3	at PIT	1/2/1994	W	7-2	PIT	1/26/1999	W	5-3	at PIT	10/14/2006	W	5-1	at PIT				
12/14/1985	W	5-4	PIT	2/17/1994	L	4-6	at PIT	3/10/1999	L	2-3*	PIT	11/11/2006	W	6-2	PIT				
3/1/1986	L	1-5	at PIT	3/13/1994	L	2-3	PIT	10/23/1999	W	3-2	at PIT	1/2/2007	L	0-3	at PIT				
10/28/1986	W	5-2	PIT	2/16/1995	L	2-5	at PIT	11/27/1999	W	5-3	PIT	3/2/2007	W	3-2	PIT				
2/3/1987	W	8-6	at PIT	2/18/1995	W	4-2	PIT	12/15/1999	L	3-6	PIT	10/5/2007	W	4-1	PIT				
3/28/1987	W	5-4	PIT	4/5/1995	W	8-4	at PIT	4/3/2000	L	2-3	at PIT	10/19/2007	OT	3-4**	at PIT				



SAN JOSE SHARKS

2013-14 SCHEDULE

12/6/13.....at CAR 7 p.m.
3/4/14.....at SJ 10:30 p.m.

HURRICANES vs. SAN JOSE

ALL-TIME: GP: 28 14-14-0 GF: 86 GA: 93
at home: GP: 14 8-6-0 GF: 44 GA: 34
on road: GP: 14 6-8-0 GF: 42 GA: 59
in overtime: GP: 1 1-0-0

Ownership San Jose Sports & Entertainment Enterprises
Executive vice president/General manager Doug Wilson
Head coach Todd McLellan
Associate coach Larry Robinson
Assistant coaches Jim Johnson, Jay Woodcroft
Goaltending development coach Corey Schwab
Director of media relations Scott Emmert
Media relations manager Ben Guerrero
General office 408/287-7070

SERIES RECORDS

Winning streak 2 (4x) Last: 10/19/2010-2/17/2012
Losing streak 2 (5x) Last: 2/10/2002-2/5/2003
Unbeaten streak 2 (4x) Last: 10/19/2010-2/17/2012
Goals scored 7 (2x) Last: 11/7/1995 (W, 7-3)
Goals allowed 8 (2x) Last: 1/30/1996 (L, 2-8)
Goals, both teams 12 12/3/1992 (W, 7-5)
Current CAR streak 2 wins
Current SJ streak 2 losses

Inaugural season 1991-92
Stanley Cup titles None
Home ice SAP Center at San Jose (1993)
Building capacity 17,562
2012-13 record 25-16-7
AHL affiliate Worcester Sharks

LAST TRANSACTION

2/18/2011 CAR acquired Derek Joslin in exchange for future considerations. CAR then acquired SJ's 2012 second-round pick (47th overall - Brock McGinn) in exchange for Ian White.

2011-12 SERIES RECAP

HURRICANES WIN SEASON SERIES: 1-0-0

At CAROLINA HURRICANES Attend Goaltenders Winning Goal
17 Feb. '12 Hurricanes 3 Sharks 2 18,680 Peters vs. Greiss Jussi Jokinen

At SAN JOSE SHARKS Attend Goaltenders Winning Goal
None

SERIES STATISTICS

HURRICANES SPECIALTY TEAMS SHARKS SPECIALTY TEAMS
Power Play 1-2 50.0% Power Play 0-1 0.0%
Penalty Killing 1-1 100.0% Penalty Killing 1-2 50.0%

HURRICANES LEADING SCORER

GP G A TP +/- PM
Jussi Jokinen 1 1 1 2 0 0

SHARKS LEADING SCORERS

GP G A TP +/- PM
Dan Boyle 1 1 0 1 1 0
Brent Burns 1 1 0 1 0 0
Ryane Clowe 1 0 1 1 1 0
Dominic Moore 1 0 1 1 0 0

GOALTENDING

HURRICANES GP Min W-L-OT SO GA SA SV GAA SV%
Justin Peters 1 60 1-0-0 0 2 37 35 2.00 .946

SHARKS GP Min W-L-OT SO GA SA SV GAA SV%
Thomas Greiss 1 58 0-1-0 0 3 25 22 3.08 .880

ALL-TIME SEASON SERIES RECORDS

YEAR	OVERALL	HOME	ROAD	YEAR	OVERALL	HOME	ROAD	YEAR	OVERALL	HOME	ROAD
1991-92	1-2-0	1-1-0	0-1-0	1998-99	1-1-0	1-0-0	0-1-0	2006-07	1-0-0	1-0-0	0-0-0
1992-93	2-0-0	1-0-0	1-0-0	1999-00	1-0-0-0	0-0-0-0	1-0-0-0	2007-08	Did Not Play Pacific Div. Teams		
1993-94	0-2-0	0-1-0	0-1-0	2000-01	0-2-0-0	0-1-0-0	0-1-0-0	2008-09	1-0-0	0-0-0	1-0-0
1994-95	Did Not Play Western Conf. Teams			2001-02	1-1-0-0	1-0-0-0	0-1-0-0	2009-10	0-1-0	0-1-0	0-0-0
1995-96	1-1-0	1-0-0	0-1-0	2002-03	0-1-0-0	0-0-0-0	0-1-0-0	2010-11	1-0-0	0-0-0	1-0-0
1996-97	1-1-0	0-1-0	1-0-0	2003-04	1-0-0-0	1-0-0-0	0-0-0-0	2011-12	1-0-0	1-0-0	0-0-0
1997-98	1-1-0	0-1-0	1-0-0	2005-06	0-1-0	0-0-0	0-1-0	2012-13	Did Not Play Western Conf. Teams		

ALL-TIME SEASON GAME RESULTS

(*Overtime **Shootout)

10/23/1991 W 3-0 SJ	11/7/1995 W 7-3 SJ	11/25/1998 W 3-0 SJ	10/28/2003 W 3-0 SJ
2/4/1992 L 5-6 at SJ	1/30/1996 L 2-8 at SJ	3/4/2000 W 5-2 at SJ	12/10/2005 L 3-4 at SJ
3/21/1992 L 4-5 SJ	11/12/1996 W 4-3 at SJ	10/24/2000 L 2-3 SJ	3/24/2007 W 6-4 SJ
12/3/1992 W 7-5 at SJ	2/28/1997 L 2-3 SJ	11/4/2000 L 1-4 at SJ	2/5/2009 W 4-3** at SJ
1/21/1993 W 4-2 SJ	3/2/1998 W 3-1 at SJ	11/9/2001 W 3-2 SJ	11/1/2009 L 1-5 SJ
11/20/1993 L 2-3 SJ	3/14/1998 L 1-2 SJ	2/10/2002 L 0-4 at SJ	10/19/2010 W 5-2 at SJ
1/15/1994 L 2-8 at SJ	11/12/1998 L 0-3 at SJ	2/5/2003 L 2-6 at SJ	2/17/2012 W 3-2 SJ



ST. LOUIS BLUES

2013-14 SCHEDULE

11/16/13at STL 8 p.m.
1/31/14at CAR 7 p.m.

HURRICANES vs. ST. LOUIS

ALL-TIME: GP: 70.....26-37-6-1 GF: 200 GA: 229
at home: GP: 35..... 15-18-2 GF: 102 GA: 105
on road: GP: 35..... 11-19-4-1 GF: 98 GA: 124
in overtime: GP: 8..... 1-3-4

Chairman/Governor Tom Stillman
Executive vice president/General manager Doug Armstrong
Head coach Ken Hitchcock
Associate coach Brad Shaw
Assistant coaches Ray Bennett, Gary Agnew
Goaltending coach Corey Hirsch
Senior vice president, marketing & public relations Mike Caruso
Senior director of media relations & team services Rich Jankowski
Assistant director of media relations Dan O'Neill
General office 314/622-2500

Inaugural season 1967-68
Stanley Cup titles None
Home ice Scottrade Center (1995)
Building capacity 19,150
2012-13 record 29-17-2
AHL affiliate Chicago Wolves

2011-12 SERIES RECAP

HURRICANES WIN SEASON SERIES: 1-0-1 (BLUES: 1-1-0)

At CAROLINA HURRICANES Attend Goaltenders Winning Goal
15 Mar. '12 Hurricanes 2 Blues 0 18,680 Ward vs. Elliott Chad LaRose

SERIES STATISTICS

HURRICANES SPECIALTY TEAMS BLUES SPECIALTY TEAMS
Power Play.....0-7 0.0% Power Play.....0-6 0.0%
Penalty Killing.....6-6 100.0% Penalty Killing.....7-7 100.0%

At ST. LOUIS BLUES Attend Goaltenders Winning Goal
21 Oct. '11 Hurricanes 2 Blues 3 (OT) 19,150 Ward vs. Elliott Matt D'Agostini

HURRICANES LEADING SCORER

GP G A TP +/- PM
Brandon Sutter 2 1 1 2 1 0

BLUES LEADING SCORERS

GP G A TP +/- PM
David Backes 2 1 0 1 0 0
Jason Arnott 1 1 0 1 0 0
Matt D'Agostini 1 1 0 1 2 2
Barret Jackman 2 0 1 1 1 2
Jamie Langenbrunner 2 0 1 1 0 0
T.J. Oshie 2 0 1 1 -1 0
Alex Pietrangolo 2 0 1 1 0 2
Vladimir Sobotka 2 0 1 1 0 0

GOALTENDING

HURRICANES GP Min W-L-OT SO GA SA SV GAA SV%
Cam Ward 2 124 1-0-1 1 3 83 80 1.45 .964

BLUES GP Min W-L-OT SO GA SA SV GAA SV%
Brian Elliott 2 123 1-1-0 0 4 59 55 1.95 .932

ALL-TIME SEASON SERIES RECORDS

YEAR	OVERALL	HOME	ROAD	YEAR	OVERALL	HOME	ROAD	YEAR	OVERALL	HOME	ROAD
1979-80	2-2-0	1-1-0	1-1-0	1990-91	0-3-0	0-2-0	0-1-0	2001-02	0-1-0-0	0-0-0-0	0-1-0-0
1980-81	0-3-1	0-1-1	0-2-0	1991-92	1-2-0	0-1-0	1-1-0	2002-03	0-1-0-1	0-1-0-0	0-0-0-1
1981-82	2-1-0	1-0-0	1-1-0	1992-93	1-2-0	1-1-0	0-1-0	2003-04	1-0-0-0	1-0-0-0	0-0-0-0
1982-83	1-2-0	1-1-0	0-1-0	1993-94	0-3-0	0-2-0	0-1-0	2005-06	1-0-0	1-0-0	0-0-0
1983-84	2-1-0	1-0-0	1-1-0	1994-95	Did Not Play Western Conf. Teams			2006-07	Did Not Play Central Div.. Teams		
1984-85	2-1-0	1-1-0	1-0-0	1995-96	0-2-0	0-1-0	0-1-0	2007-08	0-1-0	0-0-0	0-1-0
1985-86	1-1-1	0-1-0	1-0-1	1996-97	1-1-0	1-0-0	0-1-0	2008-09	2-0-0	1-0-0	1-0-0
1986-87	2-1-0	2-0-0	0-1-0	1997-98	1-1-0	1-0-0	0-1-0	2009-10	0-1-0	0-1-0	0-0-0
1987-88	1-2-0	0-1-0	1-1-0	1998-99	0-1-0	0-0-0	0-1-0	2010-11	1-0-0	0-0-0	1-0-0
1988-89	1-0-2	1-0-1	0-0-1	1999-00	1-1-0-0	0-1-0-0	1-0-0-0	2011-12	1-0-1	1-0-0	0-0-1
1989-90	1-2-0	0-1-0	1-1-0	2000-01	0-1-1-0	0-1-0-0	0-0-1-0	2012-13	Did Not Play Western Conf. Teams		

ALL-TIME SEASON GAME RESULTS (*Overtime **Shootout)

12/29/1979 L 0-3 at STL	2/4/1984 W 7-3 at STL	1/25/1989 T 3-3* STL	11/1/1993 L 2-4 STL	1/20/2003 L 3-5 STL
2/29/1980 W 3-0 STL	3/13/1984 L 0-2 at STL	3/25/1989 W 4-0 STL	1/6/1994 L 1-2 STL	1/6/2004 W 2-0 STL
3/1/1980 W 6-3 at STL	2/24/1985 L 2-3 STL	11/1/1989 L 3-5 STL	10/25/1995 L 2-4 STL	1/15/2006 W 4-2 STL
3/24/1980 L 5-7 STL	3/16/1985 W 5-0 at STL	11/30/1989 W 5-3 at STL	3/9/1996 L 3-6 at STL	1/5/2008 L 0-1 at STL
10/9/1980 L 6-8 at STL	3/20/1985 W 3-2 STL	1/25/1990 L 2-3 at STL	12/17/1996 W 5-3 STL	10/30/2008 W 1-0 at STL
11/5/1980 L 1-6 at STL	2/11/1986 T 4-4* at STL	11/3/1990 L 1-4 STL	3/20/1997 L 1-4 at STL	1/2/2009 W 2-1 STL
1/12/1981 L 2-5 STL	2/23/1986 L 2-8 STL	1/31/1991 L 3-4* at STL	10/13/1997 L 1-3 at STL	10/28/2009 L 2-5 STL
1/21/1981 T 6-6 STL	3/19/1986 W 5-2 at STL	3/5/1991 L 1-4 STL	10/22/1997 W 4-3 STL	12/11/2010 W 2-1** at STL
12/9/1981 W 5-1 STL	11/21/1986 W 4-0 STL	11/9/1991 W 4-3 at STL	3/22/1999 L 2-5 at STL	10/21/2011 OT 2-3* at STL
12/29/1981 L 1-6 at STL	12/10/1986 W 6-2 STL	2/25/1992 L 2-5 STL	12/7/1999 W 4-2 at STL	3/15/2012 W 2-0 STL
2/6/1982 W 4-2 at STL	1/7/1987 L 3-6 at STL	3/26/1992 L 2-7 at STL	3/22/2000 L 1-2 STL	
11/13/1982 W 5-2 STL	12/17/1987 L 0-2 STL	11/18/1992 W 5-2 STL	10/29/2000 L 1-4 STL	
12/18/1982 L 4-7 at STL	1/14/1988 L 2-3 at STL	12/1/1992 L 4-8 at STL	4/3/2001 T 2-2* at STL	
3/22/1983 L 1-4 STL	3/19/1988 W 5-3 at STL	2/8/1993 L 1-3 STL	11/1/2001 L 3-4 at STL	
12/3/1983 W 7-2 STL	12/15/1988 T 3-3* at STL	10/28/1993 L 1-2 at STL	10/15/2002 OTL 1-2* at STL	



TAMPA BAY LIGHTNING

2013-14 SCHEDULE

11/1/13.....	at CAR.....	7 p.m.
12/21/13.....	at TB.....	7 p.m.
1/19/14.....	at CAR.....	5 p.m.

HURRICANES vs. TAMPA BAY

ALL-TIME:.....	GP: 106.....	49-40-16-1.....	GF: 307.....	GA: 317
at home:.....	GP: 54.....	29-15-9-1.....	GF: 160.....	GA: 156
on road:.....	GP: 52.....	20-25-7.....	GF: 147.....	GA: 161
in overtime:.....	GP: 25.....	7-5-13		

Owner/Governor/Chairman.....	Jeff Vinik
Vice president/General manager.....	Steve Yzerman
Head coach.....	Jon Cooper
Assistant coach.....	Rick Bowness, George Gwozdecky
Goaltending consultant.....	Frantz Jean
Executive vice president of marketing & communications.....	Bill Wickett
Media relations manager.....	Brian Breseman
Public relations coordinator.....	Trevor van Knotsenburg
General office.....	813/301-6500

Inaugural season.....	1992-93
Stanley Cup titles.....	1 (2004)
Home ice.....	Tampa Bay Times Forum (1996)
Building capacity.....	19,758
2012-13 record.....	18-26-4
AHL affiliate.....	Syracuse Crunch

2012-13 SERIES RECAP

LIGHTNING WIN SEASON SERIES: 4-1-0

At CAROLINA HURRICANES	Attend	Goaltenders	Winning Goal
04 Apr. '13 Hurricanes 0 Lightning 5	17,042	Ellis vs. Bishop	Teddy Purcell
23 Feb. '13 Hurricanes 2 Lightning 5	18,680	Ellis vs. Garon	Richard Panik
22 Jan. '13 Hurricanes 1 Lightning 4	18,680	Ward vs. Garon	Cory Conacher

At TAMPA BAY LIGHTNING	Attend	Goaltenders	Winning Goal
21 Apr. '13 Hurricanes 3 Lightning 2	19,204	Ellis vs. Lindback	Jiri Tlustý
16 Mar. '13 Hurricanes 1 Lightning 4	19,204	Peters vs. Garon	Ondrej Palat

SERIES STATISTICS

HURRICANES SPECIALTY TEAMS	LIGHTNING SPECIALTY TEAMS
Power Play.....1-17.....5.9%	Power Play.....2-13.....15.4%
Penalty Killing.....11-13.....84.6%	Penalty Killing.....16-17.....94.1%

HURRICANES LEADING SCORER

	GP	G	A	TP	+/-	PM
Alexander Semin	5	1	4	5	0	4

LIGHTNING LEADING SCORER

	GP	G	A	TP	+/-	PM
Martin St Louis	5	2	5	7	4	0

GOALTENDING

HURRICANES	GP	Min	W-L-OT	SO	GA	SA	SV	GAA	SV%
Dan Ellis	3	180	1-2-0	0	12	106	94	4.00	.887
Justin Peters	1	60	0-1-0	0	4	26	22	4.00	.846
Cam Ward	1	60	0-1-0	0	4	26	22	4.00	.846

LIGHTNING	GP	Min	W-L-OT	SO	GA	SA	SV	GAA	SV%
Mathieu Garon	3	180	3-0-0	0	4	92	88	1.34	.957
Ben Bishop	1	60	1-0-0	1	0	45	45	0.00	1.000
Anders Lindback	1	60	0-1-0	0	3	28	25	3.02	.893

ALL-TIME SEASON SERIES RECORDS

YEAR	OVERALL	HOME	ROAD	YEAR	OVERALL	HOME	ROAD	YEAR	OVERALL	HOME	ROAD
1992-93	2-0-0	1-0-0	1-0-0	1999-00	3-1-1-0	2-0-0-0	1-1-1-0	2007-08	4-4-0	3-1-0	1-3-0
1993-94	2-2-0	2-0-0	0-2-0	2000-01	3-2-0-0	3-0-0-0	0-2-0-0	2008-09	6-0-0	3-0-0	3-0-0
1994-95	1-3-0	1-1-0	0-2-0	2001-02	3-2-0-0	1-1-0-0	2-1-0-0	2009-10	3-2-1	2-1-0	1-1-1
1995-96	1-2-1	1-1-0	0-1-1	2002-03	0-2-2-1	0-0-2-1	0-2-0-0	2010-11	2-3-1	1-2-0	1-1-1
1996-97	4-0-0	2-0-0	2-0-0	2003-04	1-3-2-0	0-1-2-0	1-2-0-0	2011-12	3-2-1	1-1-1	2-1-0
1997-98	2-1-1	1-0-1	1-1-0	2005-06	3-3-2	3-1-0	0-2-2	2012-13	1-4-0	0-3-0	1-1-0
1998-99	2-0-3	1-0-2	1-0-1	2006-07	3-4-1	1-2-1	2-2-0				

ALL-TIME SEASON GAME RESULTS (*Overtime **Shootout)

12/23/1992 W 3-1 TB	10/10/1998 T 4-4* TB	12/18/2002 T 1-1* TB	2/1/2007 L 0-4 TB	4/6/2010 W 8-5 at TB
3/16/1993 W 4-3* at TB	12/30/1998 W 4-3 TB	1/30/2003 L 1-3 at TB	3/30/2007 L 2-4 TB	12/20/2010 L 1-5 at TB
11/24/1993 L 1-4 at TB	2/20/1999 W 3-2 at TB	2/21/2003 T 2-2* TB	4/3/2007 L 2-3 at TB	1/15/2011 W 6-4 TB
3/5/1994 L 2-4 at TB	3/28/1999 T 3-3* TB	11/1/2003 L 3-4 at TB	11/8/2007 L 1-5 TB	2/12/2011 OT 3-4* at TB
3/9/1994 W 4-1 TB	4/16/1999 T 2-2* at TB	11/9/2003 T 1-1* TB	11/14/2007 L 1-6 at TB	3/25/2011 W 4-3 at TB
4/10/1994 W 6-4 TB	11/13/1999 W 4-2 TB	11/23/2003 T 0-0* TB	11/23/2007 W 4-3 TB	3/26/2011 L 2-4 TB
2/10/1995 L 3-4 at TB	11/26/1999 T 3-3* at TB	1/15/2004 L 4-5 at TB	12/6/2007 L 1-2 at TB	4/9/2011 L 2-6 TB
3/4/1995 W 3-2* TB	12/10/1999 L 2-3 at TB	3/10/2004 L 2-4 TB	12/22/2007 W 4-1 at TB	10/7/2011 L 1-5 TB
3/31/1995 L 0-2 at TB	2/12/2000 W 5-2 at TB	3/13/2004 W 5-1 at TB	3/1/2008 W 5-1 TB	11/1/2011 W 4-2 TB
4/9/1995 L 0-3 TB	2/19/2000 W 4-2 TB	10/5/2005 L 2-5 at TB	3/29/2008 L 1-2 at TB	12/31/2011 L 2-5 at TB
11/29/1995 T 2-2* at TB	10/31/2000 W 6-5* TB	11/20/2005 L 2-5 TB	4/2/2008 W 6-2 TB	1/12/2012 W 5-2 at TB
12/13/1995 L 2-3 TB	12/26/2000 L 2-3 at TB	12/20/2005 W 6-4 TB	10/11/2008 W 4-3* at TB	3/3/2012 OT 3-4* TB
3/18/1996 W 6-3 TB	1/3/2001 W 3-2 TB	12/26/2005 OT 4-5* at TB	11/16/2008 W 3-2** TB	3/10/2012 W 4-2 at TB
4/3/1996 L 2-4 at TB	1/29/2001 W 5-2 TB	2/9/2006 L 3-5 at TB	1/3/2009 W 3-2 at TB	1/22/2013 L 1-4 TB
11/30/1996 W 6-3 at TB	3/8/2001 L 1-0 at TB	3/27/2006 W 2-1 TB	1/29/2009 W 3-2 TB	2/23/2013 L 2-5 TB
12/21/1996 W 6-5* TB	11/17/2001 L 0-2 at TB	4/14/2006 W 5-4** TB	2/20/2009 W 4-1 TB	3/16/2013 L 1-4 at TB
3/27/1997 W 5-2 at TB	11/25/2001 L 0-4 TB	4/15/2006 OT 2-3* at TB	3/7/2009 W 9-3 at TB	4/4/2013 L 0-5 TB
4/13/1997 W 2-1 TB	12/27/2001 W 3-2 at TB	10/16/2006 W 5-1 at TB	10/6/2009 W 2-1** TB	4/21/2013 W 3-2 at TB
10/1/1997 L 2-4 at TB	1/30/2002 W 3-1 at TB	10/26/2006 L 1-5 at TB	10/10/2009 L 2-5 at TB	
11/28/1997 W 2-0 TB	4/10/2002 W 4-2 TB	10/28/2006 W 6-4 TB	11/21/2009 W 3-1 TB	
1/28/1998 W 3-2 at TB	10/12/2002 L 1-5 at TB	12/16/2006 W 3-2 at TB	1/18/2010 L 2-3 TB	
2/4/1998 T 3-3* TB	11/17/2002 OTL 1-2* TB	1/20/2007 OT 5-6** TB	3/23/2010 OT 2-3* at TB	



TORONTO MAPLE LEAFS

2013-14 SCHEDULE

10/17/13 at TOR	7 p.m.
12/29/13 at TOR	7 p.m.
1/9/14 at CAR	7 p.m.

HURRICANES vs. TORONTO

ALL-TIME:	GP: 104	55-35-13-1	GF: 375	GA: 331
at home:	GP: 52	28-17-6-1	GF: 196	GA: 168
on road:	GP: 52	27-18-7	GF: 179	GA: 163
in overtime:	GP: 19	5-4-10		

Chairman of the board, MLSE	Larry Tanenbaum
Senior Vice President/General manager	Dave Nonis
Head coach	Randy Carlyle
Assistant coaches	Greg Cronin, Dave Farrish, Scott Gordon
Goaltending coach	Rick St. Croix
Director, media relations	Pat Park
Manager, media relations	Craig Downey
Coordinator, media relations	Aaron Gogishvili
General office	416/815-5700

Inaugural season	1917-18
Stanley Cup titles	13 (1918, 1922, 1932, 1942, 1945, 1947-49, 1951, 1962-64, 1967)
Home ice	Air Canada Centre (1999)
Building capacity	18,819
2012-13 record	26-17-5
AHL affiliate	Toronto Marlies

2012-13 SERIES RECAP

HURRICANES WIN SEASON SERIES: 2-1-0

At CAROLINA HURRICANES	Attend	Goaltenders	Winning Goal
14 Feb. '13 Hurricanes 3 Maple Leafs 1	18,680	Ellis vs. Scrivens	Jussi Jokinen

SERIES STATISTICS

HURRICANES SPECIALTY TEAMS				MAPLE LEAFS SPECIALTY TEAMS			
Power Play	4-10	40.0%		Power Play	2-11	18.2%	
Penalty Killing	9-11	81.8%		Penalty Killing	6-10	60.0%	

GOALTENDING

HURRICANES	GP	Min	W-L-OT	SO	GA	SA	SV	GAA	SV%
Cam Ward	1	60	1-0-0	0	1	42	41	1.00	.976
Dan Ellis	1	60	1-0-0	0	1	23	22	1.00	.957
Justin Peters	1	59	0-1-0	0	4	34	30	4.03	.882

At TORONTO MAPLE LEAFS	Attend	Goaltenders	Winning Goal
28 Mar. '13 Hurricanes 3 Maple Leafs 6	19,236	Peters vs. Reimer	Joffrey Lupul
04 Feb. '13 Hurricanes 4 Maple Leafs 1	19,072	Ward vs. Reimer	Eric Staal

HURRICANES LEADING SCORER							MAPLE LEAFS LEADING SCORER						
	GP	G	A	TP	+/-	PM		GP	G	A	TP	+/-	PM
Jeff Skinner	3	0	5	5	0	0	Dion Phaneuf	3	1	3	4	2	2

MAPLE LEAFS	GP	Min	W-L-OT	SO	GA	SA	SV	GAA	SV%
James Reimer	2	120	1-1-0	0	7	61	54	3.50	.885
Ben Scrivens	1	58	0-1-0	0	3	33	30	3.13	.909

ALL-TIME SEASON SERIES RECORDS

YEAR	OVERALL	HOME	ROAD	YEAR	OVERALL	HOME	ROAD	YEAR	OVERALL	HOME	ROAD
1979-80	2-2-0	1-1-0	1-1-0	1990-91	1-0-2	0-0-1	1-0-1	2001-02	2-2-0-0	1-1-0-0	1-1-0-0
1980-81	1-1-2	0-0-2	1-1-0	1991-92	1-1-0	0-1-0	1-0-0	2002-03	0-3-1-0	0-1-1-0	0-2-0-0
1981-82	3-0-0	2-0-0	1-0-0	1992-93	0-2-0	0-1-0	0-1-0	2003-04	2-1-0-1	0-1-0-1	2-0-0-0
1982-83	1-2-0	1-0-0	0-2-0	1993-94	0-1-1	0-0-1	0-1-0	2005-06	2-1-1	2-0-0	0-1-1
1983-84	2-1-0	1-1-0	1-0-0	1994-95	Did Not Play Western Conf. Teams			2006-07	1-3-0	0-2-0	1-1-0
1984-85	2-1-0	0-1-0	2-0-0	1995-96	2-0-0	1-0-0	1-0-0	2007-08	3-1-0	2-0-0	1-1-0
1985-86	3-0-0	2-0-0	1-0-0	1996-97	1-0-1	1-0-0	0-0-1	2008-09	3-1-0	1-1-0	2-0-0
1986-87	2-1-0	1-0-0	1-1-0	1997-98	1-1-0	1-0-0	0-1-0	2009-10	3-1-0	1-1-0	2-0-0
1987-88	3-0-0	2-0-0	1-0-0	1998-99	2-1-1	1-1-0	1-0-1	2010-11	2-2-0	1-1-0	1-1-0
1988-89	2-1-0	1-0-0	1-1-0	1999-00	1-1-2-0	0-1-1-0	1-0-1-0	2011-12	3-0-1	2-0-0	1-0-1
1989-90	1-1-1	1-1-0	0-0-1	2000-01	1-2-0-0	1-1-0-0	0-1-0-0	2012-13	2-1-0	1-0-0	1-1-0

ALL-TIME SEASON GAME RESULTS (*Overtime **Shootout)

10/31/1979 W 4-2 at TOR	1/23/1986 W 4-1 TOR	10/19/1993 L 2-7 at TOR	12/26/2001 W 4-3 TOR	1/31/2008 W 3-2* TOR
11/2/1979 W 5-3 TOR	4/5/1986 W 7-1 TOR	1/19/1994 T 3-3* TOR	2/26/2002 L 1-4 at TOR	11/2/2008 W 6-4 TOR
2/16/1980 L 3-5 at TOR	10/30/1986 L 2-6 at TOR	11/24/1995 W 4-0 at TOR	1/29/2003 L 2-3 TOR	11/4/2008 W 5-4* at TOR
4/1/1980 L 4-5 TOR	1/4/1987 W 8-3 TOR	3/8/1996 W 7-4 TOR	2/18/2003 L 3-4 at TOR	1/15/2009 L 4-6 TOR
12/23/1980 W 7-2 at TOR	1/24/1987 W 3-0 at TOR	1/20/1997 W 3-1 TOR	3/1/2003 L 1-4 at TOR	1/19/2009 W 2-0 at TOR
1/24/1981 L 4-7 at TOR	11/28/1987 W 4-2 at TOR	3/8/1997 T 1-1* at TOR	3/25/2003 T 3-3* TOR	11/6/2009 L 2-3 TOR
1/30/1981 T 5-5 TOR	12/30/1987 W 3-1 TOR	4/9/1998 W 5-2 TOR	11/2/2003 L 1-2 TOR	11/19/2009 W 6-5** TOR
3/22/1981 T 3-3 TOR	2/7/1988 W 4-2 TOR	4/11/1998 L 1-5 at TOR	1/27/2004 W 2-0 at TOR	1/12/2010 W 4-2 at TOR
11/18/1981 W 8-5 TOR	1/16/1989 L 3-5 at TOR	1/18/1999 W 4-2 TOR	2/19/2004 OTL 1-2* TOR	3/2/2010 W 5-1 at TOR
12/2/1981 W 5-3 at TOR	2/15/1989 W 4-2 at TOR	2/10/1999 W 6-5 at TOR	2/23/2004 W 2-1 at TOR	12/28/2010 W 4-3 at TOR
12/27/1981 W 7-3 TOR	3/5/1989 W 3-0 TOR	2/24/1999 T 2-2* at TOR	10/20/2005 OT 4-5* at TOR	1/24/2011 W 6-4 TOR
1/1/1983 L 5-7 at TOR	2/10/1990 W 6-2 TOR	3/26/1999 L 2-7 TOR	11/3/2005 W 4-3 TOR	2/3/2011 L 0-3 at TOR
2/2/1983 L 1-7 at TOR	2/14/1990 T 6-6* at TOR	10/20/1999 T 3-3* at TOR	11/25/2005 W 4-3** TOR	3/16/2011 L 1-3 TOR
2/13/1983 W 5-3 TOR	3/8/1990 L 6-7 TOR	11/3/1999 L 0-6 TOR	3/21/2006 L 2-3 at TOR	11/20/2011 W 3-2 TOR
12/8/1983 L 6-8 TOR	10/17/1990 W 3-1 at TOR	12/2/1999 T 2-2* TOR	12/15/2006 L 3-4 TOR	12/13/2011 OT 1-2* at TOR
2/18/1984 W 8-2 at TOR	1/12/1991 T 2-2* at TOR	2/14/2000 W 5-2 at TOR	1/9/2007 W 4-1 at TOR	12/29/2011 W 4-3* TOR
3/15/1984 W 5-3 TOR	3/3/1991 T 4-4* TOR	11/8/2000 L 0-5 at TOR	1/30/2007 L 1-4 TOR	3/27/2012 W 3-0 at TOR
10/17/1984 W 5-3 at TOR	11/17/1991 W 3-1 at TOR	11/10/2000 W 3-1 TOR	3/27/2007 L 1-6 at TOR	2/4/2013 W 4-1 at TOR
1/7/1985 W 7-4 at TOR	12/4/1991 L 0-3 TOR	1/31/2001 L 3-4 TOR	10/9/2007 W 7-1 at TOR	2/14/2013 W 3-1 TOR
2/17/1985 L 4-5* TOR	3/10/1993 L 3-5 at TOR	10/11/2001 L 2-3 TOR	12/18/2007 W 3-2* TOR	3/28/2013 L 3-6 at TOR
12/28/1985 W 6-3 at TOR	4/11/1993 L 2-4 TOR	11/27/2001 W 5-2 at TOR	1/15/2008 L 4-5 at TOR	



VANCOUVER CANUCKS

2013-14 SCHEDULE

12/1/13 at CAR 1 p.m.
12/9/13 at VAN 10 p.m.

HURRICANES vs. VANCOUVER

ALL-TIME: GP: 65 25-27-12-1 GF: 194 GA: 225
at home: GP: 32 15-12-5 GF: 106 GA: 107
on road: GP: 33 10-15-7-1 GF: 88 GA: 118
in overtime: GP: 12 0-6-6

Chairman/Governor Francesco Aquilini
President/General manager Mike Gillis
Head coach John Tortorella
Assistant coach Glen Gulutzan, Mike Sullivan
Goaltending coach Roland Melanson
Vice president, communications & community partnerships T.C. Carling
Director, media relations & team operations Ben Brown
Manager, media relations & publications Stephanie Maniago
General office 604/899-4600

Inaugural season 1970-71
Stanley Cup titles None
Home ice Rogers Arena (1995)
Building capacity 18,860
2012-13 record 26-15-7
AHL affiliate Utica Comets

2011-12 SERIES RECAP

HURRICANES WIN SEASON SERIES: 1-0-0

At CAROLINA HURRICANES Attend Goaltenders Winning Goal
15 Dec. '11 Hurricanes 4 Canucks 3 15,292 Ward vs. Schneider Jaroslav Spacek

At VANCOUVER CANUCKS Attend Goaltenders Winning Goal
None

SERIES STATISTICS

HURRICANES SPECIALTY TEAMS		CANUCKS SPECIALTY TEAMS	
Power Play.....	1-6 16.7%	Power Play.....	0-1 0.0%
Penalty Killing.....	1-1 100.0%	Penalty Killing.....	5-6 83.3%

HURRICANES LEADING SCORERS

	GP	G	A	TP	+/-	PM
Drayson Bowman	1	2	0	2	0	0
Tuomo Ruutu	1	1	1	2	1	2

CANUCKS LEADING SCORERS

	GP	G	A	TP	+/-	PM
Alexandre Burrows	1	1	1	2	1	6
Mason Raymond	1	1	1	2	1	2
Henrik Sedin	1	0	2	2	1	0

GOALTENDING

HURRICANES	GP	Min	W-L-OT	SO	GA	SA	SV	GAA	SV%
Cam Ward	1	60	1-0-0	0	3	36	33	3.01	.917

CANUCKS	GP	Min	W-L-OT	SO	GA	SA	SV	GAA	SV%
Cory Schneider	1	59	0-1-0	0	4	41	37	4.04	.902

ALL-TIME SEASON SERIES RECORDS

YEAR	OVERALL	HOME	ROAD	YEAR	OVERALL	HOME	ROAD	YEAR	OVERALL	HOME	ROAD
1979-80	1-1-2	1-0-1	0-1-1	1990-91	2-1-0	1-1-0	1-0-0	2001-02	0-2-0-0	0-1-0-0	0-1-0-0
1980-81	1-1-2	1-0-0	0-1-1	1991-92	0-2-1	0-1-0	0-1-1	2002-03	0-1-0-0	0-1-0-0	0-0-0-0
1981-82	0-2-1	0-1-0	0-1-1	1992-93	1-1-0	1-0-0	0-1-0	2003-04	0-0-0-1	0-0-0-0	0-0-0-1
1982-83	1-2-0	1-1-0	0-1-0	1993-94	1-1-0	0-1-0	1-0-0	2005-06	Did Not Play Northwest Div. Teams		
1983-84	0-3-0	0-1-0	0-2-0	1994-95	Did Not Play Western Conf. Teams			2006-07	0-0-1	0-0-0	0-0-1
1984-85	1-2-0	1-1-0	0-1-0	1995-96	2-0-0	1-0-0	1-0-0	2007-08	1-0-0	1-0-0	0-0-0
1985-86	3-0-0	1-0-0	2-0-0	1996-97	0-2-0	0-1-0	0-1-0	2008-09	0-1-0	0-0-0	0-1-0
1986-87	2-0-1	1-0-1	1-0-0	1997-98	1-1-0	1-0-0	0-1-0	2009-10	1-0-0	1-0-0	0-0-0
1987-88	1-0-2	0-0-1	1-0-1	1998-99	1-1-0	1-0-0	0-1-0	2010-11	0-1-0	0-0-0	0-1-0
1988-89	1-1-1	1-1-0	0-0-1	1999-00	1-0-1-0	0-0-1-0	1-0-0-0	2011-12	1-0-0	1-0-0	0-0-0
1989-90	2-1-0	0-1-0	2-0-0	2000-01	Did Not Play			2012-13	Did Not Play Western Conf. Teams		

ALL-TIME SEASON GAME RESULTS (*Overtime **Shootout)

12/11/1979 L 3-5 at VAN	1/6/1983 L 4-6 VAN	12/15/1987 T 2-2* VAN	3/7/1992 L 1-5 VAN	2/26/1999 L 0-1 at VAN
2/12/1980 T 5-5 VAN	10/28/1983 L 4-5* at VAN	12/20/1987 T 3-3* at VAN	3/18/1992 L 2-3 at VAN	10/15/1999 W 4-1 at VAN
3/13/1980 W 3-1 VAN	11/30/1983 L 2-6 VAN	1/29/1988 W 4-2 at VAN	1/16/1993 L 3-8 at VAN	11/24/1999 T 1-1* VAN
3/28/1980 T 4-4 at VAN	1/15/1984 L 0-5 at VAN	11/5/1988 L 2-3 VAN	3/6/1993 W 5-1 VAN	1/12/2002 L 1-7 at VAN
11/1/1980 T 4-4 VAN	10/20/1984 W 3-2 VAN	11/9/1988 T 1-1* at VAN	12/8/1993 L 1-4 VAN	1/21/2002 L 5-7 VAN
11/22/1980 W 4-3 VAN	2/1/1985 L 3-4* at VAN	3/2/1989 W 2-1 VAN	2/6/1994 W 4-2 at VAN	11/27/2002 L 2-3 VAN
12/3/1980 T 4-4 at VAN	3/3/1985 L 6-7* VAN	1/10/1990 W 3-1 at VAN	1/16/1996 W 3-0 VAN	12/14/2003 OTL 1-2* at VAN
3/1/1981 L 0-3 at VAN	11/29/1985 W 5-4 at VAN	2/9/1990 L 1-4 VAN	2/7/1996 W 5-3 at VAN	12/8/2006 OT 3-4* at VAN
10/23/1981 T 2-2 at VAN	1/10/1986 W 4-3 at VAN	3/13/1990 W 1-0 at VAN	11/27/1996 L 2-6 VAN	10/22/2007 W 3-1 VAN
11/4/1981 L 1-4 VAN	2/18/1986 W 5-4 VAN	10/27/1990 L 2-4 VAN	1/10/1997 L 3-5 at VAN	2/3/2009 L 3-4 at VAN
2/20/1982 L 2-4 at VAN	11/12/1986 W 4-3 at VAN	1/2/1991 W 5-2 at VAN	11/3/1997 W 5-3 VAN	12/5/2009 W 5-3 VAN
10/16/1982 W 6-5 VAN	12/13/1986 T 2-2* VAN	1/10/1991 W 5-4 at VAN	11/16/1997 L 1-4 at VAN	10/17/2010 L 1-5 at VAN
10/26/1982 L 1-8 at VAN	3/29/1987 W 7-4 VAN	2/1/1992 T 4-4* at VAN	10/20/1998 W 3-1 VAN	12/15/2011 W 4-3 VAN



WASHINGTON CAPITALS

2013-14 SCHEDULE

10/10/13at WSH	7 p.m.
12/3/13at WSH	7 p.m.
12/20/13at CAR	7 p.m.
1/2/14at WSH	7 p.m.
4/10/14at CAR	7 p.m.

HURRICANES vs. WASHINGTON

ALL-TIME:	GP: 149	54-74-20-1	GF: 400	GA: 462
at home:	GP: 75	29-34-11-1	GF: 211	GA: 222
on road:	GP: 74	25-40-9	GF: 189	GA: 240
in overtime:	GP: 29	7-6-16		

Chairman/Majority owner Ted Leonsis
 Vice president/General manager George McPhee
 Head coach Adam Oates
 Assistant coaches Calle Johansson, Blaine Forsythe
 Head goaltender coach Olie Kolzig
 Senior vice president, communications & CCO, MSE Kurt Kehl
 Senior director of communications Sergey Kocharov
 Manager of media relations Miles Pace "Biscuit" Sagester
 General office 202/266-2200

Inaugural season 1974-75
 Stanley Cup titles None
 Home ice Verizon Center (1997)
 Building capacity 18,506
 2012-13 record 27-18-3
 AHL affiliate Hershey Bears

2012-13 SERIES RECAP

CAPITALS WIN SEASON SERIES: 4-1-0

At CAROLINA HURRICANES	Attend	Goaltenders	Winning Goal
02 Apr. '13 Hurricanes 3 Capitals 5	16,530	Ellis, Peters vs. Holtby	Alex Ovechkin
14 Mar. '13 Hurricanes 2 Capitals 3	16,810	Ellis vs. Neuvirth	Mike Ribeiro

SERIES STATISTICS

HURRICANES SPECIALTY TEAMS				CAPITALS SPECIALTY TEAMS			
Power Play	3-16	18.8%		Power Play	4-16	25.0%	
Penalty Killing	12-16	75.0%		Penalty Killing	13-16	81.2%	

GOALTENDING

HURRICANES	GP	Min	W-L-OT	SO	GA	SA	SV	GAA	SV%
Justin Peters	3	152	1-2-0	1	4	68	64	1.57	.941
Cam Ward	1	60	0-1-0	0	3	40	37	3.00	.925
Dan Ellis	2	83	0-1-0	0	6	32	26	4.34	.812

ALL-TIME SEASON SERIES RECORDS

YEAR	OVERALL	HOME	ROAD	YEAR	OVERALL	HOME	ROAD	YEAR	OVERALL	HOME	ROAD	YEAR	OVERALL	HOME	ROAD
1979-80	1-2-1	1-1-0	0-1-1	1988-89	0-3-0	0-1-0	0-2-0	1997-98	0-4-0	0-2-0	0-2-0	2007-08	4-3-1	3-0-1	1-3-0
1980-81	1-3-0	0-2-0	1-1-0	1989-90	2-1-0	1-1-0	1-0-0	1998-99	2-2-1	1-1-1	1-1-0	2008-09	3-2-1	2-1-0	1-1-1
1981-82	1-2-0	1-1-0	0-1-0	1990-91	3-0-0	1-0-0	2-0-0	1999-00	1-2-2-0	1-0-1-0	0-2-1-0	2009-10	3-1-2	2-1-0	1-0-2
1982-83	0-2-1	0-0-1	0-2-0	1991-92	1-1-1	0-1-1	1-0-0	2000-01	2-2-1-0	1-1-1-0	1-1-0-0	2010-11	1-4-1	0-3-0	1-1-1
1983-84	1-2-0	1-1-0	0-1-0	1992-93	1-3-0	1-1-0	0-2-0	2001-02	1-1-2-1	0-0-1-1	1-1-1-0	2011-12	3-2-1	2-1-0	1-1-1
1984-85	2-1-0	1-0-0	1-1-0	1993-94	2-2-0	1-1-0	1-1-0	2002-03	1-4-0-0	1-2-0-0	0-2-0-0	2012-13	1-4-0	0-2-0	1-2-0
1985-86	0-2-1	0-1-1	0-1-0	1994-95	1-2-1	0-1-1	1-1-0	2003-04	1-4-1-0	0-2-1-0	1-2-0-0				
1986-87	2-1-0	0-1-0	2-0-0	1995-96	1-2-1	1-1-0	0-1-1	2005-06	5-3-0	2-2-0	3-1-0				
1987-88	1-2-0	1-1-0	0-1-0	1996-97	1-2-1	1-0-1	0-2-0	2006-07	5-3-0	3-1-0	2-2-0				

ALL-TIME SEASON GAME RESULTS (*Overtime **Shootout)

12/4/1979 T 3-3 at WSH	2/6/1987 W 5-2 at WSH	3/20/1995 L 0-5 WSH	10/7/2000 T 3-3* WSH	3/29/2006 L 1-5 WSH	3/21/2009 W 4-1 WSH
12/19/1979 W 5-4 WSH	10/16/1987 L 2-6 at WSH	3/26/1995 W 4-3* at WSH	2/24/2001 L 1-2 WSH	4/3/2006 W 6-5* WSH	11/30/2009 L 2-3 WSH
1/4/1980 L 3-6 WSH	11/21/1987 L 3-4 WSH	4/21/1995 L 3-6 at WSH	3/15/2001 W 3-0 at WSH	4/5/2006 W 4-3** at WSH	12/11/2009 OT 3-4* at WSH
3/8/1980 L 5-9 at WSH	12/9/1987 W 5-4 WSH	11/25/1995 L 2-4 WSH	3/28/2001 L 0-7 at WSH	4/7/2006 W 4-3 at WSH	12/28/2009 W 6-3 at WSH
11/15/1980 L 4-8 WSH	11/18/1988 L 2-3 at WSH	12/30/1995 L 0-3 at WSH	3/30/2001 W 4-3* WSH	10/7/2006 L 2-5 at WSH	3/10/2010 OT 3-4* at WSH
1/18/1981 L 2-3 at WSH	2/3/1989 L 0-1 at WSH	1/3/1996 W 2-0 WSH	11/8/2001 W 3-2 at WSH	11/9/2006 W 5-0 WSH	3/18/2010 W 4-3* WSH
3/11/1981 L 2-5 WSH	3/18/1989 L 2-8 WSH	3/23/1996 T 2-2* at WSH	11/30/2001 L 2-6 at WSH	11/17/2006 W 4-1 at WSH	3/25/2010 W 3-2** WSH
3/27/1981 W 5-3 at WSH	10/11/1989 W 4-1 WSH	1/1/1997 L 2-3* at WSH	12/2/2001 OTL 3-4* WSH	1/18/2007 L 2-5 WSH	10/27/2010 L 0-3 WSH
11/14/1981 L 0-4 WSH	12/16/1989 L 2-5 WSH	1/4/1997 T 1-1* WSH	12/30/2001 T 5-5* at WSH	1/26/2007 W 6-2 WSH	11/24/2010 L 2-3 WSH
11/28/1981 W 6-2 WSH	3/2/1990 W 4-3 at WSH	2/22/1997 W 2-0 WSH	3/8/2002 T 2-2* WSH	1/27/2007 L 3-7 at WSH	11/28/2010 OT 2-3** at WSH
2/27/1982 L 1-7 at WSH	11/17/1990 W 4-2 WSH	3/16/1997 L 3-5 at WSH	10/17/2002 L 1-2 WSH	3/9/2007 W 3-0 at WSH	12/26/2010 L 2-3 WSH
11/7/1982 L 2-6 at WSH	12/15/1990 W 3-2 at WSH	12/20/1997 L 1-2 WSH	1/10/2003 L 1-4 WSH	3/22/2007 W 4-3 WSH	3/11/2011 L 1-2 at WSH
12/30/1982 T 4-4 WSH	3/12/1991 W 3-2 at WSH	3/18/1998 L 0-1 at WSH	1/22/2003 L 3-5 at WSH	10/6/2007 L 0-2 at WSH	3/29/2011 W 3-2** at WSH
3/16/1983 L 4-5 at WSH	11/23/1991 L 2-3 WSH	4/18/1998 L 3-4 WSH	2/14/2003 W 3-1 WSH	11/5/2007 W 5-0 WSH	10/8/2011 OT 3-4* at WSH
10/19/1983 W 3-0 WSH	1/4/1992 T 2-2* WSH	4/19/1998 L 1-2 at WSH	3/2/2003 L 0-2 at WSH	11/24/2007 L 2-5 at WSH	11/4/2011 L 1-5 WSH
2/26/1984 L 3-4 WSH	3/24/1992 W 8-2 at WSH	11/6/1998 W 3-2 at WSH	11/12/2003 L 1-7 at WSH	11/30/2007 W 4-3 WSH	1/15/2012 L 1-2 at WSH
3/7/1984 L 2-4 at WSH	11/7/1992 L 2-6 WSH	1/16/1999 L 2-3* WSH	11/15/2003 L 1-2 WSH	2/8/2008 W 2-1 at WSH	1/20/2012 W 3-0 WSH
12/29/1984 L 2-3 at WSH	12/16/1992 W 6-3 WSH	2/5/1999 L 1-4 at WSH	1/9/2004 L 1-4 at WSH	2/23/2008 W 6-3 WSH	2/20/2012 W 5-0 WSH
3/27/1985 W 3-1 at WSH	12/18/1992 L 3-4 at WSH	2/18/1999 T 2-2* WSH	1/29/2004 L 3-5 WSH	3/25/2008 OT 2-3** WSH	3/6/2012 W 4-3* at WSH
4/4/1985 W 2-0 WSH	3/19/1993 L 2-5 at WSH	4/14/1999 W 3-0 WSH	2/12/2004 T 3-3* WSH	4/1/2008 L 1-4 at WSH	2/26/2013 L 0-3 at WSH
2/2/1986 L 4-5 WSH	12/7/1993 W 6-1 at WSH	11/7/1999 W 3-2 WSH	2/25/2004 W 2-1 at WSH	11/6/2008 L 2-3 at WSH	3/12/2013 W 4-0 at WSH
3/29/1986 T 6-6* WSH	12/18/1993 W 4-1 WSH	11/19/1999 T 3-3* at WSH	10/12/2005 W 7-2 WSH	11/12/2008 L 1-5 WSH	3/14/2013 L 2-3 WSH
4/3/1986 L 2-4 at WSH	2/27/1994 L 1-3 WSH	2/3/2000 L 1-2 at WSH	10/22/2005 W 4-0 at WSH	12/7/2008 W 3-1 WSH	4/2/2013 L 3-5 WSH
12/30/1986 W 3-1 at WSH	3/22/1994 L 1-4 at WSH	2/21/2000 T 1-1* WSH	1/21/2006 L 2-5 at WSH	3/3/2009 W 5-2 at WSH	4/11/2013 L 1-3 at WSH
1/17/1987 L 1-6 WSH	1/21/1995 T 1-1* WSH	3/17/2000 L 2-4 at WSH	3/25/2006 L 1-3 WSH	3/14/2009 OT 4-5** at WSH	



WINNIPEG JETS

2013-14 SCHEDULE

2/4/14 at CAR 7 p.m.
3/22/14 at WPG 7 p.m.

HURRICANES vs. WINNIPEG

ALL-TIME: GP: 78 46-22-9-1 GF: 251 GA: 224
at home: GP: 39 20-14-5 GF: 117 GA: 121
on road: GP: 39 26-8-4-1 GF: 134 GA: 103
in overtime: GP: 19 9-5-5

Chairman and Governor Mark Chipman
Executive vice president/General manager Kevin Cheveldayoff
Head coach Claude Noel
Assistant coaches Charlie Huddy, Perry Pearn, Pascal Vincent
Goaltending coach Wade Flaherty
Senior director, corporate communications Scott Brown
Communications coordinators Christina Caligiuri, Kalen Qually
General office 404/878-3300

Inaugural season 1999-00 (Atlanta); 2011-12 (Winnipeg)
Stanley Cup titles None
Home ice MTS Centre (1999)
Building capacity 15,015
2012-13 record 24-21-3
AHL affiliate St. John's IceCaps

2012-13 SERIES RECAP

JETS WIN SEASON SERIES: 3-1-0 (HURRICANES: 1-2-1)

At CAROLINA HURRICANES	Attend	Goaltenders	Winning Goal
26 Mar. '13 Hurricanes 1 Jets 4	16,225	Peters vs. Pavelec	Tobias Enstrom
21 Feb. '13 Hurricanes 3 Jets 4	18,282	Ward vs. Pavelec	Blake Wheeler

At WINNIPEG JETS	Attend	Goaltenders	Winning Goal
18 Apr. '13 Hurricanes 3 Jets 4 (OT)	15,004	Peters vs. Pavelec	Dustin Byfuglien
30 Mar. '13 Hurricanes 3 Jets 1	15,004	Peters vs. Pavelec	Jussi Jokinen

SERIES STATISTICS

HURRICANES SPECIALTY TEAMS	JETS SPECIALTY TEAMS
Power Play 0-13 0.0%	Power Play 2-15 13.3%
Penalty Killing 13-15 86.7%	Penalty Killing 13-13 100.0%

HURRICANES LEADING SCORERS

	GP	G	A	TP	+/-	PM
Jiri Tlustý	4	3	1	4	2	0
Alexander Semin	4	2	2	4	1	0
Tuomo Ruutu	3	2	2	4	2	0

JETS LEADING SCORERS

	GP	G	A	TP	+/-	PM
Evander Kane	4	2	4	6	0	4
Andrew Ladd	4	1	5	6	2	0

GOALTENDING

HURRICANES	GP	Min	W-L-OT	SO	GA	SA	SV	GAA	SV%
Justin Peters	3	181	1-1-1	0	9	101	92	2.98	.911
Cam Ward	1	60	0-1-0	0	4	23	19	4.02	.826

JETS	GP	Min	W-L-OT	SO	GA	SA	SV	GAA	SV%
Ondrej Pavelec	4	239	3-1-0	0	10	124	114	2.51	.919

ALL-TIME SEASON SERIES RECORDS

YEAR	OVERALL	HOME	ROAD	YEAR	OVERALL	HOME	ROAD	YEAR	OVERALL	HOME	ROAD
1999-00	5-0-0-0	3-0-0-0	2-0-0-0	2005-06	4-4-0	2-2-0	2-2-0	2010-11	5-0-1	2-0-1	3-0-0
2000-01	4-0-1-0	2-0-0-0	2-0-1-0	2006-07	4-3-1	1-2-1	3-1-0	2011-12	2-3-1	1-1-1	1-2-0
2001-02	3-0-2-0	2-0-1-0	1-0-1-0	2007-08	6-1-1	2-1-1	4-0-0	2012-13	1-2-1	0-2-0	1-0-1
2002-03	2-2-1-0	1-1-0-0	1-1-1-0	2008-09	3-3-0	2-1-0	1-2-0				
2003-04	4-1-0-1	2-1-0-0	2-0-0-1	2009-10	3-3-0	0-3-0	3-0-0				

ALL-TIME SEASON GAME RESULTS (*Overtime **Shootout)

12/18/1999	W	4-2	WPG (ATL)	12/20/2002	W	3-2*	at WPG (ATL)	4/1/2006	L	2-5	at WPG (ATL)	3/19/2008	W	5-3	at WPG (ATL)	2/5/2011	W	4-3*	WPG (ATL)
1/1/2000	W	4-2	at WPG (ATL)	12/27/2002	L	3-5	WPG (ATL)	4/8/2006	L	2-5	at WPG (ATL)	3/28/2008	W	7-1	WPG (ATL)	2/13/2011	W	3-2	at WPG (ATL)
3/12/2000	W	5-1	WPG (ATL)	1/7/2003	T	3-3*	at WPG (ATL)	10/13/2006	W	4-3	at WPG (ATL)	11/9/2008	L	2-5	WPG (ATL)	3/9/2011	OT	2-3*	WPG (ATL)
4/8/2000	W	4-3	at WPG (ATL)	3/26/2003	L	1-5	at WPG (ATL)	10/25/2006	W	5-4*	WPG (ATL)	11/14/2008	L	2-3	at WPG (ATL)	4/8/2011	W	6-1	at WPG (ATL)
4/9/2000	W	2-1	WPG (ATL)	11/13/2003	W	5-1	WPG (ATL)	11/1/2006	W	5-2	at WPG (ATL)	12/26/2008	W	5-4	at WPG (ATL)	10/22/2011	L	3-5	at WPG
12/6/2000	W	5-3	at WPG (ATL)	1/16/2004	W	4-3	at WPG (ATL)	1/13/2007	OT	3-4**	WPG (ATL)	12/31/2008	W	3-1	WPG (ATL)	11/25/2011	L	1-3	WPG
2/1/2001	W	3-1	at WPG (ATL)	1/18/2004	L	2-5	WPG (ATL)	2/20/2007	L	1-3	WPG (ATL)	1/31/2009	W	2-0	WPG (ATL)	12/9/2011	L	2-4	at WPG
2/21/2001	W	6-3	WPG (ATL)	3/5/2004	W	3-2*	at WPG (ATL)	2/24/2007	W	4-1	at WPG (ATL)	2/28/2009	L	3-5	at WPG (ATL)	1/23/2012	W	2-1	WPG
2/27/2001	T	1-1*	at WPG (ATL)	3/12/2004	W	4-2	WPG (ATL)	3/4/2007	L	1-3	at WPG (ATL)	11/27/2009	L	4-6	WPG (ATL)	3/18/2012	W	4-3	at WPG
4/6/2001	W	3-2	WPG (ATL)	3/15/2004	OTL	0-1*	at WPG (ATL)	4/6/2007	L	1-4	WPG (ATL)	1/16/2010	L	3-5	WPG (ATL)	3/30/2012	OT	3-4*	WPG
10/13/2001	W	5-2	at WPG (ATL)	11/12/2005	L	0-9	WPG (ATL)	11/10/2007	W	5-3	at WPG (ATL)	1/21/2010	W	5-2	at WPG (ATL)	2/21/2013	L	3-4	WPG
10/20/2001	W	2-1*	WPG (ATL)	11/27/2005	L	2-5	WPG (ATL)	11/16/2007	L	0-3	WPG (ATL)	3/7/2010	W	4-0	at WPG (ATL)	3/26/2013	L	1-4	WPG
12/21/2001	W	5-4*	WPG (ATL)	11/29/2005	W	4-3*	at WPG (ATL)	1/2/2008	OT	4-5*	WPG (ATL)	3/27/2010	L	0-4	WPG (ATL)	3/30/2013	W	3-1	at WPG
4/7/2002	T	1-1*	WPG (ATL)	1/4/2006	W	4-3	WPG (ATL)	1/4/2008	W	4-3	at WPG (ATL)	3/29/2010	W	4-1	at WPG (ATL)	4/18/2013	OT	3-4*	at WPG
4/14/2002	T	2-2*	at WPG (ATL)	1/26/2006	W	5-1	at WPG (ATL)	2/21/2008	W	5-3	WPG (ATL)	12/16/2010	W	3-2**	at WPG (ATL)				
10/11/2002	W	5-3	WPG (ATL)	1/28/2006	W	4-1	WPG (ATL)	3/5/2008	W	6-3	at WPG (ATL)	1/9/2011	W	4-3*	WPG (ATL)				

ALL-TIME LEADERS

OPPONENT ALL-TIME SCORING LEADERS

RK.	PLAYER	CLUB(S)	GP	G	A	TP	PIM	PP	SH	GW
1.	Ray Bourque (Ret.)	BOS-COL	126	37	109	146	103	17	1	5
2.	Peter Stastny (Ret.)	QUE-NJ	76	41	79	120	60	16	0	8
3.	Dave Andreychuk (Ret.)	BUF-TOR-NJ-BOS-TB	119	52	62	114	78	21	1	10
4.	Wayne Gretzky (Ret.)	EDM-LA-STL-NYR	57	36	73	109	74	4	3	3
5.	Jaromir Jagr	PIT-WSH-NYR-PHI-BOS	74	34	72	106	54	7	0	7
6.	Michel Goulet (Ret.)	QUE-CHI	83	62	40	102	122	19	1	4
7.	Dale Hawerchuk (Ret.)	WPG-BUF-STL-PHI	63	30	66	96	18	17	0	3
8.	Martin St. Louis	CGY-TB	73	37	46	83	24	10	1	7
	Mark Recchi (Ret.)	PIT-PHI-MTL-ATL-TB-BOS	89	33	50	83	58	11	1	7
10.	Bobby Smith (Ret.)	MIN-MTL	73	28	51	79	44	12	0	2
	Joe Sakic (Ret.)	QUE-COL	61	27	52	79	20	8	2	8
12.	Vincent Lecavalier	TB	80	31	47	78	44	10	1	2
13.	Phil Housley (Ret.)	BUF-WPG-CGY-NJ-WSH-CHI	84	16	61	77	45	2	0	2
14.	Adam Oates (Ret.)	DET-STL-BOS-WSH-PHI-ANA-EDM	70	18	58	76	26	7	0	2
15.	Ilya Kovalchuk (Ret.)	ATL-NJ	59	37	37	74	45	10	1	7
	Anton Stastny (Ret.)	QUE	61	31	43	74	18	9	0	6
	Mario Lemieux (Ret.)	PIT	40	30	44	74	18	9	3	0
18.	Rick Middleton (Ret.)	BOS	59	28	45	73	6	9	0	3
19.	Mats Sundin (Ret.)	QUE-TOR-VAN	66	32	40	72	42	6	1	1
	Mark Messier (Ret.)	EDM-NYR-VAN	69	29	43	72	73	6	2	5
21.	Pierre Turgeon (Ret.)	BUF-NYI-MTL-STL-DAL-COL	64	31	39	70	31	12	2	6
22.	Denis Savard (Ret.)	CHI-MTL-TB	59	28	41	69	55	6	0	1
23.	Alex Ovechkin	WSH	52	24	41	65	37	9	0	4
24.	Alexander Mogilny (Ret.)	BUF-VAN-NJ-TOR	57	31	33	64	14	14	0	5
	Vincent Damphousse (Ret.)	TOR-EDM-MTL-SJ	60	25	39	64	64	8	1	6
26.	Mats Naslund (Ret.)	MTL-BOS	64	25	38	63	8	6	1	7
	Dale Hunter (Ret.)	QUE-WSH	87	14	49	63	253	7	1	1
28.	Pat LaFontaine (Ret.)	NYI-BUF-NYR	48	25	36	61	22	8	1	4
	Paul Coffey (Ret.)	EDM-PIT-LA-DET-PHI-BOS	45	15	46	61	64	8	0	2
30.	Ryan Walter (Ret.)	WSH-MTL-VAN	75	26	34	60	69	5	1	4
31.	Luc Robitaille (Ret.)	LA-PIT-NYR-DET	43	34	25	59	31	10	0	1
	Olli Jokinen	LA-NYI-FLA-PHX-CGY-WPG	59	22	37	59	61	5	1	2
33.	Peter Bondra (Ret.)	WSH-OTT-ATL	62	34	22	56	40	11	3	6
	Keith Crowder (Ret.)	BOS-LA	62	28	28	56	120	8	0	2
35.	Stephane Richer (Ret.)	MTL-NJ-TB-STL-PIT	75	27	28	55	50	9	0	5
	Guy Carboneau (Ret.)	MTL-DAL	97	17	38	55	47	2	2	6
	Larry Robinson (Ret.)	MTL-LA	71	8	47	55	18	5	0	0
38.	Barry Pederson (Ret.)	BOS-VAN-PIT	49	30	24	54	28	11	2	6
	Marian Hossa	OTT-ATL-DET-CHI	49	23	31	54	35	7	2	3
	Brian Leetch (Ret.)	NYR-BOS	55	14	40	54	28	5	0	4
41.	Mike Foligno (Ret.)	DET-BUF-TOR-FLA	81	27	26	53	129	3	0	6
	Kirk Muller (Ret.)	NJ-MTL-TOR-FLA-DAL	56	21	32	53	74	6	0	1
	Guy Lafleur (Ret.)	MTL-NYR-QUE	39	18	35	53	8	3	0	2
	Craig Janney (Ret.)	BOS-STL-SJ-PHX-TB	42	11	42	53	20	5	0	2
45.	Cam Neely (Ret.)	VAN-BOS	55	26	26	52	139	6	0	7
	Patrik Elias	NJ	51	21	31	52	18	4	1	5
47.	Chris Chelios (Ret.)	MTL-CHI-DET	65	14	36	50	191	5	0	1
48.	Alex Kovalev (Ret.)	NYR-PIT-MTL-OTT-FLA	64	24	25	49	66	10	1	4
	Brian Bellows (Ret.)	MIN-MTL-TB-ANA-WSH	56	23	26	49	43	13	0	2
50.	Dino Ciccarelli (Ret.)	MIN-WSH-DET-TB-FLA	47	28	20	48	40	10	0	3
	Steve Larmer (Ret.)	CHI-NYR	39	23	25	48	14	7	2	3
	Wilf Paiement (Ret.)	COL-TOR-QUE-BUF-PIT	47	21	27	48	96	4	1	3
	Vinny Prospal	PHI-OTT-TB-ANA-NYR-CBJ	55	20	28	48	36	7	0	1
	Mario Tremblay (Ret.)	MTL	40	19	29	48	73	5	0	3

OPPONENT TOP GOALIES *Minimum 15 games played

RK.	GOALTENDER	CLUB(S)	GP	MIN	GA	SO	GAA	W-L-T/OT
1.	Chris Osgood (Ret.)	DET-NYI-STL	16	958	24	3	1.50	12-4-0
2.	Patrick Lalime (Ret.)	PIT-OTT-BUF	20	1203	35	2	1.75	11-4-4
3.	Martin Brodeur	NJ	60	3508	119	9	2.04	38-15-6
4.	Dominik Hasek (Ret.)	CHI-BUF-DET-OTT	42	2486	91	1	2.20	23-15-4
5.	Mike Vernon (Ret.)	CGY-DET-SJ-FLA	21	1194	44	1	2.21	15-5-1
6.	Henrik Lundqvist	NYR	23	1403	53	1	2.27	14-8-1
7.	Olaf Kolzig (Ret.)	WSH	49	2939	115	4	2.35	26-14-9
8.	Craig Billington (Ret.)	NJ-OTT-BOS-COL-WSH	16	839	33	1	2.36	9-2-3
9.	Nikolai Khabibulin	WPG-PHX-TB-CHI-EDM	19	1113	44	3	2.37	7-7-5
10.	Ed Belfour (Ret.)	CHI-DAL-TOR-FLA	24	1416	57	2	2.42	11-8-5
11.	Martin Biron	BUF-PHI-NYI-NYR	22	1245	52	1	2.51	13-4-3
12.	Jose Theodore	MTL-COL-WSH-FLA	40	2237	94	5	2.52	21-13-3
13.	Mike Richter (Ret.)	NYR	38	2235	94	3	2.52	22-15-1
14.	Richard Sevigny (Ret.)	MTL-QUE	17	945	40	0	2.54	11-3-1
15.	Roberto Luongo	NYI-FLA-VAN	27	1532	66	1	2.58	10-13-4
16.	Ron Tugnutt (Ret.)	QUE-OTT-PIT-CBJ-DAL	33	1834	81	0	2.65	13-11-6
17.	Patrick Roy (Ret.)	MTL-COL	63	3686	163	4	2.65	35-18-7
18.	Glen Hanlon (Ret.)	VAN-STL-NYR-DET	16	927	41	2	2.65	6-6-4
19.	Tim Thomas	BOS	21	1206	54	1	2.69	10-10-1
20.	Jocelyn Thibault (Ret.)	QUE-MTL-CHI-PIT	21	1226	55	0	2.69	7-12-1





YEAR-BY-YEAR REVIEW

Review of 2012-13 Season and Year-By-Year Franchise Records

2012-13 FINAL STANDINGS

EASTERN CONFERENCE

SOUTHEAST DIVISION							
	GP	W	L	OT	GF	GA	PTS
WASHINGTON (3)	48	27	18	3	149	130	57
WINNIPEG (9)	48	24	21	3	128	144	51
CAROLINA (13)	48	19	25	4	128	160	42
TAMPA BAY (14)	48	18	26	4	148	150	40
FLORIDA (15)	48	15	27	6	112	171	36
NORTHEAST DIVISION							
	GP	W	L	OT	GF	GA	PTS
MONTREAL (2)	48	29	14	5	149	126	63
BOSTON (4)	48	28	14	6	131	109	62
TORONTO (5)	48	26	17	5	145	133	57
OTTAWA (7)	48	25	17	6	116	104	56
BUFFALO (12)	48	21	21	6	125	143	48
ATLANTIC DIVISION							
	GP	W	L	OT	GF	GA	PTS
PITTSBURGH (1)	48	36	12	0	165	119	72
NY RANGERS (6)	48	26	18	4	130	112	56
NY ISLANDERS (8)	48	24	17	7	139	139	55
PHILADELPHIA (10)	48	23	22	3	133	141	49
NEW JERSEY (11)	48	19	19	10	112	129	48

WESTERN CONFERENCE

CENTRAL DIVISION							
	GP	W	L	OT	GF	GA	PTS
CHICAGO (1)	48	36	7	5	155	102	77
ST. LOUIS (4)	48	29	17	2	129	115	60
DETROIT (7)	48	24	16	8	124	115	56
COLUMBUS (9)	48	24	17	7	120	119	55
NASHVILLE (14)	48	16	23	9	111	139	41
PACIFIC DIVISION							
	GP	W	L	OT	GF	GA	PTS
ANAHEIM (2)	48	30	12	6	140	118	66
LOS ANGELES (5)	48	27	16	5	133	118	59
SAN JOSE (6)	48	25	16	7	124	116	57
PHOENIX (10)	48	21	18	9	125	131	51
DALLAS (11)	48	22	22	4	130	142	48
NORTHWEST DIVISION							
	GP	W	L	OT	GF	GA	PTS
VANCOUVER (3)	48	26	15	7	127	121	59
MINNESOTA (8)	48	26	19	3	122	127	55
EDMONTON (12)	48	19	22	7	125	134	45
CALGARY (13)	48	19	25	4	128	160	42
COLORADO (15)	48	16	25	7	116	152	39

INDIVIDUAL SCORING LEADERS

PLAYER	TEAM	GP	G	A	PTS	+/-	PIM	PP	SH	GW	S	%
MARTIN ST. LOUIS	TAMPA BAY	48	17	43	60	0	14	3	0	2	112	15.2
STEVEN STAMKOS	TAMPA BAY	48	29	28	57	4-	32	10	0	2	157	18.5
ALEX OVECHKIN	WASHINGTON	48	32	24	56	2	36	16	0	4	220	14.5
SIDNEY CROSBY	PITTSBURGH	36	15	41	56	26	16	3	0	1	124	12.1
PATRICK KANE	CHICAGO	47	23	32	55	11	8	8	0	3	138	16.7
ERIC STAAL	CAROLINA	48	18	35	53	5	54	3	1	4	152	11.8
CHRIS KUNITZ	PITTSBURGH	48	22	30	52	30	39	9	0	5	113	19.5
PHIL KESSEL	TORONTO	48	20	32	52	3-	18	6	0	4	161	12.4
TAYLOR HALL	EDMONTON	45	16	34	50	5	33	4	0	4	154	10.4
RYAN GETZLAF	ANAHEIM	44	15	34	49	14	41	4	3	3	99	15.2
PAVEL DATSYUK	DETROIT	47	15	34	49	21	14	8	0	6	107	14.0
MIKE RIBEIRO	WASHINGTON	48	13	36	49	4-	53	6	0	1	63	20.6
JONATHAN TOEWS	CHICAGO	47	23	25	48	28	27	2	2	5	143	16.1
CLAUDE GIROUX	PHILADELPHIA	48	13	35	48	7-	22	6	1	2	137	9.5
HENRIK ZETTERBERG	DETROIT	46	11	37	48	2	18	4	2	5	173	6.4
NICKLAS BACKSTROM	WASHINGTON	48	8	40	48	8	20	3	0	1	82	9.8
JOHN TAVARES	NY ISLANDERS	48	28	19	47	2-	18	9	0	5	162	17.3
JAKUB VORACEK	PHILADELPHIA	48	22	24	46	7-	35	8	0	3	129	17.1
ANDREW LADD	WINNIPEG	48	18	28	46	10	22	3	0	4	121	14.9
HENRIK SEDIN	VANCOUVER	48	11	34	45	19	24	1	1	1	70	15.7
DEREK STEPAN	NY RANGERS	48	18	26	44	25	12	4	1	6	108	16.7
NAZEM KADRI	TORONTO	48	18	26	44	15	23	5	0	1	107	16.8
MATT MOULSON	NY ISLANDERS	47	15	29	44	3-	4	8	0	0	154	9.7
ALEXANDER SEMIN	CAROLINA	44	13	31	44	14	46	4	0	1	150	8.7

GOALTENDING LEADERS (Minimum 14 GPI) *Indicates rookie

GOALTENDER	TEAM	GPI	MINS	GA	GAA
CRAIG ANDERSON	OTTAWA	24	1421	40	1.69
JONATHAN BERNIER	LOS ANGELES	14	768	24	1.88
COREY CRAWFORD	CHICAGO	30	1761	57	1.94
RAY EMERY	CHICAGO	21	1116	36	1.94
SERGEI BOBROVSKY	COLUMBUS	38	2219	74	2.00
TUUKKA RASK	BOSTON	36	2104	70	2.00

2013 STANLEY CUP PLAYOFFS

EASTERN CONFERENCE		WESTERN CONFERENCE	
Pittsburgh def. NY Islanders	4-2	Chicago def. Minnesota	4-1
Ottawa def. Montreal.....	4-1	Detroit def. Anaheim.....	4-3
NY Rangers def. Washington	4-3	San Jose def. Vancouver.....	4-0
Boston def. Toronto.....	4-3	Los Angeles def. St. Louis.....	4-2
Pittsburgh def. Ottawa.....	4-1	Chicago def. Detroit	4-3
Boston def. NY Rangers	4-1	Los Angeles def. Anaheim	4-3
Boston def. Pittsburgh	4-0	Chicago def. Los Angeles.....	4-1

Chicago def. Boston 4-2 to win the Stanley Cup

2012-13 HURRICANES SCORING

POS	NO	PLAYER	GP	TOI	G	A	PTS	+/-	PIM	GOALS			SHOOTING	
										PP	SH	GW	S	PCTG
C	12	ERIC STAAL	48	20:59	18	35	53	5	54	3	1	4	152	11.8
R	28	ALEXANDER SEMIN	44	20:56	13	31	44	14	46	4	0	1	150	8.7
C	19	JIRI TLUSTY	48	18:14	23	15	38	15	18	4	0	3	117	19.7
C	11	JORDAN STAAL	48	20:06	10	21	31	18-	32	1	0	1	114	8.8
C	53	JEFF SKINNER	42	18:27	13	11	24	21-	26	5	0	0	159	8.2
D	77	JOE CORVO	40	18:45	6	11	17	3-	14	3	0	2	71	8.5
R	39	PATRICK DWYER	46	15:25	8	8	16	7-	12	1	1	0	93	8.6
D	27	JUSTIN FAULK	38	24:00	5	10	15	1	15	1	1	0	76	6.6
D	44	JAY HARRISON	47	19:54	3	7	10	10-	51	0	0	2	54	5.6
R	15	TUOMO RUUTU	17	15:14	4	5	9	6-	8	0	0	0	30	13.3
C	20	*RILEY NASH	32	12:48	4	5	9	4-	8	0	0	0	36	11.1
D	25	JONI PITKANEN	22	22:49	1	8	9	2	12	0	0	0	34	2.9
D	47	MARC-ANDRE BERGERON	25	13:45	1	8	9	4-	9	0	0	0	43	2.3
		(TB)	12	12:21	1	4	5	3	4	0	0	0	22	4.5
		(CAR)	13	15:03	0	4	4	7-	5	0	0	0	21	.0
D	6	TIM GLEASON	42	19:34	0	9	9	3-	40	0	0	0	36	.0
D	4	JAMIE MCBAIN	40	18:25	1	7	8	0	12	0	0	0	46	2.2
D	24	BOBBY SANGUINETTI*	37	14:45	2	4	6	6-	4	0	0	1	48	4.2
L	21	DRAYSON BOWMAN	37	11:42	3	2	5	7-	17	0	0	0	68	4.4
R	8	KEVIN WESTGARTH	31	5:43	2	2	4	1	45	0	0	0	16	12.5
R	59	CHAD LAROSE	35	12:50	2	2	4	8-	29	0	0	0	65	3.1
C	22	ZAC DALPE	10	12:18	1	2	3	7-	0	0	0	0	18	5.6
C	37	TIM BRENT	30	9:47	0	3	3	3-	8	0	0	0	23	.0
R	29	TIM WALLACE	28	10:01	1	1	2	9-	17	0	0	0	20	5.0
L	32	ZACH BOYCHUK	13	12:18	1	1	2	1-	6	0	0	0	14	7.1
		(CAR)	1	10:13	1	0	0	0	0	0	0	0	0	.0
		(PIT)	7	11:37	0	0	0	2-	2	0	0	0	6	.0
		(NSH)	5	13:42	1	1	2	1	4	0	0	0	8	12.5
D	73	BRETT BELLEMORE*	8	13:45	0	2	2	2-	7	0	0	0	3	.0
G	31	DAN ELLIS	19	52:28	0	2	2	0	0	0	0	0	0	.0
L	58	CHRIS TERRY*	3	9:36	1	0	1	0	0	0	0	1	1	100.0
C	23	JEREMY WELSH*	5	5:50	0	1	1	1	0	0	0	0	4	.0
R	14	ANDREAS NODL	8	8:28	0	1	1	1-	2	0	0	0	6	.0
D	5	MARC-ANDRE GRAGNANI	1	7:53	0	0	0	0	0	0	0	0	0	.0
R	13	JARED STAAL*	2	13:23	0	0	0	2-	2	0	0	0	3	.0
L	42	BRETT SUTTER	3	8:20	0	0	0	1-	4	0	0	0	2	.0
D	7	RYAN MURPHY*	4	21:03	0	0	0	4-	2	0	0	0	7	.0
D	47	MICHAL JORDAN*	5	10:41	0	0	0	2-	2	0	0	0	2	.0
C	72	NICOLAS BLANCHARD*	9	8:40	0	0	0	2-	20	0	0	0	6	.0
G	30	CAM WARD	17	54:40	0	0	0	0	0	0	0	0	0	.0
G	35	JUSTIN PETERS	19	50:13	0	0	0	0	0	0	0	0	0	.0

TRADED PLAYERS' CAROLINA TOTALS

L	36	JUSSI JOKINEN	33	15:35	6	5	11	8-	18	2	0	3	61	9.8
R	18	ADAM HALL	6	10:30	0	0	0	2-	0	0	0	0	3	.0

*Rookie

GOALTENDING

NO	GOALTENDER	GP	MINS	AVG	W	L	T	EN	SO	GA	SA	SV%	G	A	PIM
30	CAM WARD	17	929	2.84	9	6	1	1	0	44	477	.908	0	0	0
31	DAN ELLIS	19	997	3.13	6	8	2	1	1	52	555	.906	0	2	0
35	JUSTIN PETERS	19	954	3.46	4	11	1	6	1	55	506	.891	0	0	0
CAR TOTALS		48	2898	3.29	19	25	4	8	2	159	1546	.897			

*Rookie

STATISTICS

HURRICANES POWER PLAY

OVERALL:	24/165	(14.5%—27th in the NHL)
AT HOME:	12/82	(14.6%—27th in the NHL)
ON ROAD:	12/83	(14.5%—20th in the NHL)

HURRICANES SHORTHANDED

OVERALL:	125/161	(77.6%—28th in the NHL)
AT HOME:	63/79	(79.7%—t-24th in the NHL)
ON ROAD:	62/82	(75.6%—24th in the NHL)

HURRICANES BY PERIOD

	1st	2nd	3rd	OT	TOTALS
GOALS	36	47	43	1	127
SHOTS	529	529	469	18	1545

OPPONENTS BY PERIOD

	1st	2nd	3rd	OT	TOTALS
GOALS	45	50	61	3	159
SHOTS	502	541	484	19	1546

OPENING GAME ROSTER VS. FLORIDA PANTHERS

(Road 1/19/13)

4	Jamie McBain (healthy extra)	D
6	Tim Gleason	D
7	Ryan Murphy	D
8	Kevin Westgarth (healthy extra)	RW
11	Jordan Staal	C
12	Eric Staal	C
15	Tuomo Ruutu (injured - hip)	LW
18	Zach Boychuk	LW
19	Jiri Tlusty	C
21	Drayson Bowman	LW
22	Zac Dalpe	C
23	Jeremy Welsh (healthy extra)	C
24	Bobby Sanguinetti	D
25	Joni Pitkanen	D
27	Justin Faulk	D
28	Alexander Semin	RW
30	Cam Ward	G
31	Dan Ellis	G
36	Jussi Jokinen	LW
37	Tim Brent	C
39	Patrick Dwyer	RW
44	Jay Harrison	D
53	Jeff Skinner	C
59	Chad LaRose	RW
77	Joe Corvo	D

CLOSING GAME ROSTER VS. PITTSBURGH PENGUINS

(Road 4/27/13)

4	Jamie McBain	D
6	Tim Gleason	D
8	Kevin Westgarth	RW
11	Jordan Staal	C
12	Eric Staal	C
13	Jared Staal	RW
15	Tuomo Ruutu	LW
19	Jiri Tlusty	C
21	Drayson Bowman (injured - lower body)	LW
24	Bobby Sanguinetti	D
25	Joni Pitkanen (injured - heel)	D
27	Justin Faulk	D
28	Alexander Semin (injured - concussion)	RW
29	Tim Wallace	RW
30	Cam Ward (injured - knee)	G
31	Dan Ellis	G
35	Justin Peters	G
37	Tim Brent	C
39	Patrick Dwyer	RW
44	Jay Harrison (injured - upper body)	D
47	Marc-Andre Bergeron	D
53	Jeff Skinner	C
59	Chad LaRose	RW
72	Nicolas Blanchard	C
77	Joe Corvo	D

REGULAR SEASON OFFENSIVE PROFICIENCY

**Does not include goals awarded for shootout wins*

WHEN CANES SCORE:	GP	W-L-OT	PTS
No Goals	3	0-3-0	0
One Goal	11	1-9-1	3
Two Goals	4	0-4-0	0
Three Goals	19	7-9-3	17
Four Goals	7	7-0-0	14
Five Or More Goals	4	4-0-0	8
Totals	48	19-25-4	42

REGULAR SEASON DEFENSIVE PROFICIENCY

**Does not include goals awarded to opponents in shootout losses*

WHEN CANES ALLOW:	GP	W-L-OT	PTS
No Goals	2	2-0-0	4
One Goal	6	5-0-1	11
Two Goals	7	7-0-0	14
Three Goals	9	4-5-0	8
Four Goals	13	1-9-3	5
Five Or More Goals	11	0-11-0	0
Totals	48	19-25-4	42

OT GOALS, HAT TRICKS, SHUTOUTS AND PENALTY SHOTS

OVERTIME GOALS

Jay Harrison	2/7/13	in a 3-2 win at Ottawa
Danny Briere	2/9/13	in a 4-3 loss at Philadelphia
Dustin Byfuglien	4/18/13	in a 4-3 loss at Winnipeg
Ryan Callahan	4/25/13	in a 4-3 loss vs. NY Rangers

HAT TRICKS (Number in NHL Career/Number with the Hurricanes)

Eric Staal	1/24/13	in a 6-3 win vs. Buffalo
Jiri Tlustý	4/2/13	in a 5-3 loss vs. Washington
Wayne Simmonds	4/20/13	in a 5-3 PHI win at Carolina
James Neal	4/27/13	in a 8-3 PIT win at Pittsburgh

SHUTOUTS (Number in NHL Career/Number with the Hurricanes)

Dan Ellis (13/1)	2/1/13	in a 1-0 win vs. Ottawa
Peter Budaj	2/18/13	in a 3-0 MTL win at Montreal
Braden Holtby	2/26/13	in a 3-0 WSH win at Washington
Justin Peters (2/2)	3/12/13	in a 4-0 win at Washington
Ben Bishop	4/4/13	in a 5-0 TB win at Carolina

PENALTY SHOTS

Eric Staal	3/7/13	in a 4-2 Carolina loss vs. MTL (unsuccessful vs. Price)
-------------------	---------------	--

RECORD BY OPPONENT

OPPONENT	GP	W-L-OT	PTS	GF	GA
Anaheim	0	0-0-0	0	0	0
Boston	3	1-2-0	2	9	13
Buffalo	3	3-0-0	6	13	7
Calgary	0	0-0-0	0	0	0
Chicago	0	0-0-0	0	0	0
Colorado	0	0-0-0	0	0	0
Columbus	0	0-0-0	0	0	0
Dallas	0	0-0-0	0	0	0
Detroit	0	0-0-0	0	0	0
Edmonton	0	0-0-0	0	0	0
Florida	4	2-2-0	4	11	13
Los Angeles	0	0-0-0	0	0	0
Minnesota	0	0-0-0	0	0	0
Montreal	3	0-3-0	0	3	11
Nashville	0	0-0-0	0	0	0
New Jersey	3	2-1-0	4	11	9
NY Islanders	3	3-0-0	6	13	9
NY Rangers	3	0-1-2	2	5	9
Ottawa	3	2-1-0	4	6	5
Philadelphia	3	0-2-1	0	9	14
Phoenix	0	0-0-0	0	0	0
Pittsburgh	3	1-2-0	2	10	14
San Jose	0	0-0-0	0	0	0
St. Louis	0	0-0-0	0	0	0
Tampa Bay	5	1-4-0	2	7	20
Toronto	3	2-1-0	4	10	8
Vancouver	0	0-0-0	0	0	0
Washington	5	1-4-0	2	10	14
Winnipeg	4	1-2-1	3	10	13
Totals	82	19-25-4	42	127	159

*GF/GA totals do not include goals awarded for shootout wins

DECISION BREAKDOWN

	GP	W	L
One Goal	13	6	7
Two Goal	14	7	7
Three Goal	15	4	11
Four Goal	4	2	2
Five Goal	2	0	2
Six Goal	0	0	0
Seven Goal	0	0	0
Totals	48	19	29*
*Includes overtime/shootout losses			
Ties	0		
4-on-4 Overtime	4	1	3
Shootout	2	1	1
Overtime/Shootout	6	2	4

HIGHS AND LOWS

STREAK	2012-13 SEASON	CAROLINA RECORD	FRANCHISE RECORD
Winning	4 – 2/28/13-3/5/13	9 – 10/22/05-11/11/05 9 – 12/31/05-1/19/06 9 – 3/18/09-4/7/09: 9-0-0	9 – 10/22-11/11, 2005 9 – 12/31, 2005-1/19, 2006 9 – 3/18/09-4/7/09: 9-0-0
Unbeaten	4 – 2/28/13-3/5/13	9 – 12/31/00-1/18/01: 7-0-2-0 9 – 10/22/05-11/11/05: 9-0-0 9 – 12/31/05-1/19/06: 9-0-0 9 – 3/18/09-4/7/09: 9-0-0	10 – 1/20-2/10, 1982: 6-0-4
Points Earned	6 – 2/4/13-2/14/13	12 – 10/12/05-11/11/05	12 – 10/12/05-11/11/05
Losing	7 – 4/1/13-4/11/13	7 – 10/28/09-11/11/09 7 – 4/1/13-4/11/13	9 – 2/19/83-3/8/83
Winless	7 – 3/14/13-3/28/13 7 – 4/1/13-4/11/13	14 – 10/10/09-11/13/09: 0-10-4	14 – 1/4/92-2/9/92: 0-8-6 14 – 10/10/09-11/13/09: 0-10-4
Winning, Home	3 – 2/28/13-3/5/13	12 – 2/20/09-4/7/09	12 – 2/20/09-4/7/09
Unbeaten, Home	3 – 2/28/13-3/5/13	12 – 2/20/09-4/7/09: 12-0-0	12 – 2/20/09-4/7/09: 12-0-0
Points Earned, Home	3 – 2/28/13-3/5/13	15 – 12/13/05-1/28/06: 14-0-1	15 – 12/13/05-1/28/06: 14-0-1
Losing, Home	8 – 3/14/13-4/9/13	8 – 3/14/13-4/8/13: 0-8-0	8 – 3/14/13-4/8/13: 0-8-0
Winless, Home	8 – 3/14/13-4/8/13	9 – 1/17/02-3/18/02: 0-1-8-0	13 – 1/15/85-3/10/85: 0-11-2
Winning, Road	2 – 2/4/13-2/7/13 2 – 2/11/13-2/12/13 2 – 3/3/13-3/12/13	5 – 3x m.r. = 3/15/11-4/8/11: 5-0-0	6 – 11/10/90-12/7/90
Unbeaten, Road	2 – 2/4/13-2/7/13: 2-0-0 2 – 2/11/13-2/12/13: 2-0-0 2 – 3/3/13-3/12/13: 2-0-0	5 – 4x, m.r. = 3/15/11-4/8/11: 5-0-0	8 – 11/11/96-12/5/96: 4-0-4
Points Earned, Road	5 – 2/4/13-2/12/13	n/a	n/a
Losing, Road	4 – 4/1/13-4/16/13	9 – 1/8/03-2/11/03: 0-7-0-2	13 – 12/18/82-2/5/83
Winless, Road	5 – 4/1/13-4/18/13	15 – 1/7/03-3/2/03: 0-11-2-2	15 – 11/11/79-1/9/80: 0-11-4 15 – 1/7/03-3/2/03: 0-11-2-2

SINGLE-GAME HIGHS	2012-13 SEASON	CAROLINA RECORD	FRANCHISE RECORD
Goals	6 – 4x, m.r., 3/9/13 vs. NJ	9 – 3/7/09 at TB and 4/7/09 vs. NYI	11 – 3x, m.r., 1/17/86 vs. QUE
Goals allowed	8 – 4/27/13 at PIT	9 – 11/25/05 vs. ATL	12 – 2/1/83 at QUE
Win margin	4 – 3/2/13 vs. FLA 4 – 3/12/13 at WSH	9 – 4/7/09 vs. NYI	11 – 2/12/84 vs. EDM
Loss Margin	5 – 4/4/13 vs. TB 5 – 4/27/13 at PIT	9 – 11/25/05 vs. ATL	9 – 3x, m.r., 11/12/05 vs. ATL
Shots	49 – 4/6/13 vs. NYR	57 – 4/7/09 vs. NYI	65 – 3/15/84 vs. TOR
Shots allowed	47 – 2/7/13 at OTT	60 – 10/25/08 at NYI	60 – 10/25/08 at NYI
Shots, both teams	88 – 4/6/13 vs. NYR		95 – 3/21/82 at PHI
Fewest shots	18 – 3/21/13 vs. NJ	10 – 1/3/99 at MTL	10 – 1/30/99 at MTL
Fewest shots allowed	19 – 4/2/13 vs. WSH	10 – 2x, m.r., 3/26/07 vs. WSH	10 – 2x, m.r., 3/26/07 vs. WSH
Fewest shots, both teams	40 – 3/21/13 vs. NJ		33 – 11/20/93 vs. SJ
Most PP goals	2 – 4x, m.r., 4/13/13 vs. BOS	5 – 11/29/02 vs. DET 5 – 3/28/08 vs. ATL	5 – 11/29/02 vs. DET 5 – 3/28/08 vs. ATL
Most PP goals allowed	4 – 2/11/13 at NYI	5 – 2x, m.r., 10/26/07 vs. MTL	5 – 2x, m.r., 10/26/07 vs. MTL
Most SH goals	1 – 3x, m.r., 3/28/13 at TOR	3 – 4/7/06 at WSH	3 – 4/7/06 at WSH

SINGLE-PERIOD HIGHS	2012-13 SEASON	CAROLINA RECORD	FRANCHISE RECORD
Goals	4 – 1/24/13 vs. BUF, 2nd 4 – 2/11/13 at NYI, 3rd	6 – 2x, m.r., 3/7/09 at TB, 2nd	7 – 2x, m.r., 10/19/85 vs. MTL, 1st
Goals allowed	5 – 4/27/13 at PIT	6 – 2x, m.r., 2/10/07 at MIN, 1st	7 – 12/6/82 at MTL, 3rd
Shots	21 – 3x, m.r., 4/6/13 vs. NYR, 3rd	24 – 3x, m.r., 4/7/09 vs. NYI, 3rd	32 – 3/15/84 vs. TOR, 2nd
Shots allowed	19 – 2/4/13 at TOR, 3rd 19 – 4/20/13 vs. PHI, 1st	24 – 2x, m.r., 10/24/05 vs. OTT, 3rd	28 – 1/30/82 vs. BOS, 3rd
Shots, both teams	38 – 1/24/13 vs. BUF, 2nd	39 – 12/10/01 at NYR, 2nd	41 – 2x, m.r., 2/25/84 vs. PHI, 1st
Fewest shots	2 – 3/3/13 at FLA, 3rd 2 – 4/25/13 vs. NYR, 3rd	0 – 2x, m.r., 3/6/06 at NYR, 3rd	0 – 4x, m.r., 3/6/06 at NYR, 3rd
Fewest shots allowed	3 – 2/2/13 at PHI, 3rd	0 – 2/3/04 at COL, 3rd	0 – 4x, m.r., 2/3/04 at COL, 3rd
Fewest shots, both teams	10 – 3/21/13 vs. NJ, 3rd	7 – 3x, m.r., 12/4/98 vs. PIT, 1st	6 – 3/28/89 at BUF, 1st

INDIVIDUAL HIGH ANDS LOWS

STREAK	2012-13 SEASON	CAROLINA RECORD	FRANCHISE RECORD
Goals	4 – Jeff Skinner; 1/22/13-1/28/13 4 – Eric Staal; 1/28/13-2/4/13	6 – 2x, m.r., Ray Sheppard; 11/14/98-11/25/98	9 – Pierre Larouche; 1/25/82-2/13/82
Assists	5 – Jordan Staal; 2/2/13-2/11/13 5 – Eric Staal; 2/7/13-2/14/13	11 – Eric Staal; 2/10/12-3/6/12	11 – Eric Staal; 2/10/12-3/6/12
Points	11 – Eric Staal; 1/24/13-2/14/13: 8g, 9a	12 – Eric Staal; 2/8/12-3/6/12: 7g, 14a	18 – Mike Rogers; 11/22/80-1/2/81: 19g, 20a

IND. HIGHS, GAME	2012-13 SEASON	CAROLINA RECORD	FRANCHISE RECORD
Goals	3 – Eric Staal; 1/24/13 vs. BUF 3 – Jiri Tlustý; 4/2/13 vs. WSH	4 – Eric Staal; 3/7/08 at TB	4 – 3x, m.r., Eric Staal; 3/7/09 at TB
Assists	3 – 2x, m.r., Alexander Semin, 3/2/13 vs. FLA	4 – 8x, m.r., Eric Staal; 11/9/10 vs. EDM	6 – Ron Francis; 3/5/87 vs. BOS
Points	4 – Jiri Tlustý; 2/11/13 at NYI	6 – Eric Staal; 3/7/09 at TB: 4g, 2a	6 – 4x, m.r., Eric Staal; 3/7/09 at TB: 4g, 2a
PIMs	17 – 2x, m.r., Chad LaRose; 4/16/13 at OTT	26 – Enrico Ciccone; 10/20/97 at NYR 26 – Eric Staal; 10/23/09 at COL	42 – 2x, m.r., Nick Kypreos; 12/11/92 at BUF
Shots	10 – Jeff Skinner; 3/26/13 vs. WPG	12 – Eric Staal; 3/28/08 vs. ATL	n/a

IND. HIGHS, PERIOD	2012-13 SEASON	CAROLINA RECORD	FRANCHISE RECORD
Goals	2 – 8x, m.r. Jiri Tlustý; 4/2/13 vs. WSH, 1st	3 – 5x, m.r., Eric Staal; 12/26/08 at ATL, 3rd	3 – 5x, m.r., Eric Staal; 12/26/08 at ATL, 3rd
Assists	2 – 10x, m.r. Tuomo Ruutu; 3/30/13 at WPG, 1st	3 – 10x, m.r., Eric Staal; 11/17/10 vs. OTT, 1st	n/a
Points	4 – Jiri Tlustý; 2/11/13 at NYI, 3rd	4 – 3x, m.r., Jiri Tlustý; 2/11/13 at NYI, 3rd	n/a
PIMs	17 – 2x, m.r., Chad LaRose; 4/16/13 at OTT, 1st	24 – Enrico Ciccone; 10/29/97 at NYR, 3rd and Eric Staal; 10/23/09 at COL, 3rd	n/a
Shots	6 – Alexander Semin; 3/14/13 vs. WSH, 1st	7 – Eric Staal; 3/16/11 vs. TOR, 3rd	n/a

GOALTENDING HIGHS	2012-13 SEASON	CAROLINA RECORD	FRANCHISE RECORD
Saves, Game	45 – Cam Ward; 2/7/13 at TOR	57 – Cam Ward; 10/25/08 at NYI	57 – Cam Ward; 10/25/08 at NYI
Saves, Period	19 – Cam Ward; 2/4/13 at TOR, 3rd	24 – Martin Gerber; 10/24/05 vs. OTT, 3rd	24 – Martin Gerber; 10/24/05 vs. OTT, 3rd
Win Streak	2 – 5x, m.r. Dan Ellis; 4/21/13-4/23/13	9 – Cam Ward; 3/18/09-4/7/09	9 – Cam Ward; 3/18/09-4/7/09
Unbeaten Streak	3 – Dan Ellis; 4/21/13-4/25/13	9 – Arturs Irbe; 12/31/00-1/18/01 and Cam Ward; 3/18/09-4/7/09	9 – Arturs Irbe; 12/31/00-1/18/01 and Cam Ward; 3/18/09-4/7/09
Losing Streak	5 – Dan Ellis; 3/19/13-4/8/13	11 – Kevin Weekes; 12/27/02-2/11/03	11 – Kevin Weekes; 12/27/02-2/11/03
Consecutive Starts in a Single Season	7 – Justin Peters; 4/8/13-4/20/13: 1-4-1	40 – Arturs Irbe; 11/4/00-2/7/01: 21-15-3	40 – Arturs Irbe; 11/4/00-2/7/01: 21-15-3

RESULTS

NO.	DATE	GAME	RESULT	REC.	PTS	GF	GA	PP	PK	SF	SA	ATT	GOALIE	GW
1	Jan. 19	at FLA	L, 1-5	0-1-0	0	1	5	0-6	3-6	42	25	19,688	Ward/Ellis	Campbell
2	Jan. 22	vs. TB	L, 1-4	0-2-0	0	2	9	1-5	5-6	36	26	18,680	Ward	Conacher
3	Jan. 24	vs. BUF	W, 6-3	1-2-0	2	8	12	0-4	6-6	38	33	18,081	Ward	E. Staal
4	Jan. 25	at BUF	W, 3-1	2-2-0	4	11	13	2-5	3-4	42	41	18,824	Ellis	Harrison
5	Jan. 28	vs. BOS	L, 3-5	2-3-0	4	14	18	0-6	2-4	32	38	17,190	Ward	Krejci
6	Feb. 1	OTT	W, 1-0	3-3-0	6	15	18	0-4	4-4	35	33	18,680	Ellis	E. Staal
7	Feb. 2	at PHI	L, 3-5	3-4-0	6	18	23	1-6	0-3	42	24	19,691	Ellis/Ward	Knuble
8	Feb. 4	at TOR	W, 4-1	4-4-0	8	22	24	2-4	5-5	39	42	19,072	Ward	E. Staal
9	Feb. 7	at OTT	W, 3-2 (OT)	5-4-0	10	25	26	1-2	3-3	26	47	17,337	Ward	Harrison
10	Feb. 9	at PHI	OT, 3-4 (OT)	5-4-1	11	28	30	0-3	3-3	33	32	19,691	Ward	Briere
11	Feb. 11	at NYI	W, 6-4	6-4-1	13	34	34	0-3	1-5	31	28	9,622	Ward	E. Staal
12	Feb. 12	at NJ	W, 4-2	7-4-1	15	38	36	1-5	3-4	25	28	17,625	Ward	Ilustny
13	Feb. 14	vs. TOR	W, 3-1	8-4-1	17	41	37	1-3	1-2	33	23	18,680	Ellis	Jokinen
14	Feb. 18	at MTL	L, 0-3	8-5-1	17	41	40	0-3	4-4	19	26	21,273	Ward	Prust
15	Feb. 21	vs. WPG	L, 3-4	8-6-1	17	44	44	0-3	4-4	30	23	18,282	Ward	Wheeler
16	Feb. 23	vs. TB	L, 2-5	8-7-1	17	46	49	0-3	3-3	34	39	18,680	Ellis	Panik
17	Feb. 24	at NYI	W, 4-2	9-7-1	19	50	51	1-3	3-3	28	25	10,048	Ward	Sanguinetti
18	Feb. 26	at WSH	L, 0-3	9-8-1	19	50	54	0-2	3-4	33	40	18,506	Ward	Backstrom
19	Feb. 28	vs. PIT	W, 4-1	10-8-1	21	54	55	0-5	5-5	29	27	18,680	Ward	Ilustny
20	Mar. 2	vs. FLA	W, 6-2	11-8-1	23	60	57	0-4	0-0	34	34	18,680	Ward	Jokinen
21	Mar. 3	at FLA	W, 3-2	12-8-1	25	63	59	0-2	1-1	24	36	15,978	Ward/Ellis	J. Staal
22	Mar. 5	vs. BUF	W, 4-3	13-8-1	27	67	62	1-3	2-3	28	40	15,277	Peters	Semin
23	Mar. 7	vs. MTL	L, 2-4	13-9-1	27	69	66	0-4	5-6	44	28	16,774	Peters	Eller
24	Mar. 9	vs. NJ	W, 6-3	14-9-1	29	75	69	1-3	2-2	22	34	18,680	Ellis	Terry

NO.	DATE	GAME	RESULT	REC.	PTS	GF	GA	PP	PK	SF	SA	ATT	GOALIE	GW
25	Mar. 12	at WSH	W, 4-0	15-9-1	31	79	69	0-3	2-2	36	26	18,506	Peters	Corvo
26	Mar. 14	vs. WSH	L, 2-3	15-10-1	31	81	72	0-4	2-3	38	25	16,810	Ellis	Ribeiro
27	Mar. 16	at TB	L, 1-4	15-11-1	31	82	76	0-2	1-1	22	26	19,204	Peters	Palat
28	Mar. 18	at NYR	OT, 1-2 (SO)	15-11-2	32	83	77	0-3	3-3	30	36	17,200	Ellis	(Nash)
29	Mar. 19	vs. FLA	L, 1-4	15-12-2	32	84	81	1-4	2-3	44	34	16,349	Ellis	Goc
30	Mar. 21	vs. NJ	L, 1-4	15-13-2	32	85	85	1-2	1-3	18	22	16,941	Ellis/Peters	Henrique
31	Mar. 26	vs. WPG	L, 1-4	15-14-2	32	86	89	0-3	1-2	35	39	16,225	Peters	Enstrom
32	Mar. 28	at TOR	L, 3-6	15-15-2	32	89	95	1-3	3-4	22	36	19,236	Peters	Lupul
33	Mar. 30	at WPG	W, 3-1	16-15-2	34	92	96	0-6	3-3	28	35	15,004	Peters	Jokinen
34	Apr. 1	at MTL	L, 1-4	16-16-2	34	93	100	0-5	2-3	19	29	21,273	Peters	Halpern
35	Apr. 2	vs. WSH	L, 3-5	16-17-2	34	96	105	2-4	2-3	34	19	16,530	Ellis/Peters	Ovechkin
36	Apr. 4	vs. TB	L, 0-5	16-18-2	34	96	110	0-3	1-1	45	30	17,042	Ellis	Purcell
37	Apr. 6	vs. NYR	L, 1-4	16-19-2	34	97	114	0-5	3-5	49	39	17,457	Ellis/Peters	Callahan
38	Apr. 8	at BOS	L, 2-6	16-20-2	34	99	120	0-1	2-2	42	36	17,565	Peters/Ellis	Marchand
39	Apr. 9	vs. PIT	L, 3-5	16-21-2	34	102	125	1-2	2-2	28	33	17,168	Peters	Malkin
40	Apr. 11	at WSH	L, 1-3	16-22-2	34	103	128	1-3	3-4	44	31	18,506	Peters	Green
41	Apr. 13	vs. BOS	W, 4-2	17-22-2	36	107	130	2-3	3-3	38	30	18,680	Peters	Corvo
42	Apr. 16	at OTT	L, 2-3	17-23-2	36	109	133	1-4	4-4	34	34	19,181	Peters	Neil
43	Apr. 18	at WPG	OT, 3-4 (OT)	17-23-3	37	112	137	0-1	5-6	27	31	15,004	Peters	Byfuglien
44	Apr. 20	vs. PHI	L, 3-5	17-24-3	37	115	142	0-3	4-4	29	38	18,112	Peters	Simmonds
45	Apr. 21	at TB	W, 3-2	18-24-3	39	118	145	0-4	1-2	28	37	19,204	Ellis	Plusty
46	Apr. 23	vs. NYI	W, 4-3 (SO)	19-24-3	41	121	148	0-0	2-2	32	39	16,601	Ellis	(Nash)
47	Apr. 25	vs. NYR	OT, 3-4 (OT)	19-24-4	42	125	152	1-2	2-3	21	38	17,172	Ellis	Callahan
48	Apr. 27	at PIT	L, 3-8	19-25-4	42	128	160	0-4	1-3	30	35	18,658	Peters	Neal

PNC ARENA

ARENA CAPACITY: 18,680



2012-13

ATT. TOTALS

HOME ATT.

421,451

ATT. AVG.

17,560

NO. OF GAMES

24

PCT. OF CAPACITY

94.0%

NO. OF SELLOUTS

8

RECORD BY MONTH

MONTH	GP	W	L	OT	PTS	GF*	GA*
October	-	-	-	-	-	-	-
November	-	-	-	-	-	-	-
December	-	-	-	-	-	-	-
January	5	2	3	0	4	14	18
February	14	8	5	1	17	40	37
March	14	6	7	1	13	38	41
April	15	3	10	2	8	35	63
TOTALS	48	19	25	4	42	127	159

RECORD BY DIVISION AND CONFERENCE

DIVISION	GP	W	L	OT	PTS	GF*	GA*
vs. Northeast	15	8	7	0	16	41	44
vs. Atlantic	15	6	6	3	15	48	55
vs. Southeast	18	5	12	1	11	38	60
vs. Central	-	-	-	-	-	-	-
vs. Pacific	-	-	-	-	-	-	-
vs. Northwest	-	-	-	-	-	-	-
CONFERENCE							
vs. Eastern	48	19	25	4	42	127	159
vs. Western	-	-	-	-	-	-	-

HOME AND ROAD RECORD

	GP	W	L	OT	PTS	GF*	GA*
Overall Record	48	19	25	4	42	127	159
Record at Home	24	9	14	1	19	66	83
Record on Road	24	10	11	3	23	61	76

*Does not include goals awarded for shootout wins

GAME BY GAME

Date	Opp.	MCBAIN #4	GRAGNANI #5	GLEASON #6	MURPHY #7	WESTGARTG #8	STAAL #11	STAAL #12	STAAL #13
Jan. 22	vs. TB	DND	MIN	0-0 3/0 21:23	MIN	0-0 0/0 3:22	0-1 4/0 20:30	0-0 7/-1 22:51	MIN
Jan. 24	vs. BUF	0-1 2/2 18:06	MIN	0-0 2/-1 18:05	MIN	0-0 0/0 1:57	0-2 0/0 18:55	3-0 (W) 7/3 21:00	MIN
Jan. 25	at BUF	0-0 0/0 23:42	MIN	0-1 0/1 16:25	MIN	0-0 1/0 3:05	0-1 5/0 20:28	0-1 3/1 22:09	MIN
Jan. 28	vs. BOS	1-0 4/1 25:48	MIN	0-0 0/-2 16:40	MIN	0-0 0/0 3:22	0-1 2/0 21:19	1-1 4/2 21:56	MIN
Feb. 1	vs. OTT	0-0 0/1 18:07	MIN	0-0 0/0 21:14	MIN	DND	0-0 1/0 18:39	1-0 (W) 4/1 20:07	MIN
Feb. 2	at PHI	0-0 1/2 21:25	MIN	0-0 1/-1 15:08	MIN	DND	0-1 4/-1 19:20	1-1 2/1 23:41	MIN
Feb. 4	at TOR	0-0 0/0 14:04	MIN	0-0 0/2 22:13	MIN	0-0 0/0 5:08	1-1 1/2 20:26	1-0 (W) 5/0 18:13	MIN
Feb. 7	at OTT	0-0 0/-2 21:07	MIN	0-0 0/0 21:39	MIN	0-0 0/0 2:03	0-1 6/1 22:56	0-1 2/-1 20:53	MIN
Feb. 9	at PHI	DND	MIN	0-1 0/2 22:46	MIN	0-0 0/0 1:08	0-1 1/0 21:25	0-1 1/-1 19:28	MIN
Feb. 11	at NYI	0-1 0/2 18:01	MIN	0-0 2/2 21:40	MIN	DND	0-1 4/1 19:42	1-1 (W) 6/4 19:19	MIN
Feb. 12	at NJ	0-0 2/0 21:17	MIN	0-0 0/0 20:07	MIN	DND	0-0 1/0 21:54	0-2 3/1 18:03	MIN
Feb. 14	vs. TOR	0-1 3/2 19:46	MIN	INJ	MIN	0-0 0/0 7:03	1-0 2/1 17:33	0-1 3/1 21:51	MIN
Feb. 18	at MTL	0-0 0/0 19:58	MIN	INJ	MIN	DND	0-0 4/-1 18:57	0-0 5/-1 19:27	MIN
Feb. 21	vs. WPG	INJ	MIN	INJ	0-0 2/-1 23:51	0-0 0/0 6:36	1-0 2/-2 21:49	0-1 0/2 21:12	MIN
Feb. 23	vs. TB	INJ	MIN	INJ	0-0 2/-3 25:27	0-0 0/0 8:06	0-0 2/-4 17:00	0-0 4/-1 19:49	MIN
Feb. 24	at NYI	INJ	MIN	INJ	0-0 0/0 16:15	0-0 0/0 6:18	1-1 2/2 19:33	1-0 4/-1 20:19	MIN
Feb. 26	at WSH	INJ	0-0 0/0 7:53	INJ	0-0 3/0 18:42	0-0 1/0 7:14	0-0 3/0 18:46	0-0 2/-1 21:24	MIN
Feb. 28	vs. PIT	0-0 0/0 18:32	MIN	0-1 0/2 18:21	MIN	DND	0-0 2/1 21:27	1-2 2/2 20:00	MIN
Mar. 2	vs. FLA	0-1 0/1 20:39	MIN	0-0 2/2 22:27	MIN	0-0 0/-1 9:21	0-0 4/0 19:46	2-0 4/2 19:18	MIN
Mar. 3	at FLA	0-1 0/-1 16:28	MIN	0-0 0/-1 20:17	MIN	0-0 0/0 7:50	1-0 (W) 2/0 19:21	0-1 3/1 18:45	MIN
Mar. 5	vs. BUF	0-0 1/2 14:15	MIN	0-1 1/1 20:29	MIN	0-0 0/0 7:42	0-0 1/-1 17:11	0-3 1/2 20:31	MIN
Mar. 7	vs. MTL	0-0 2/1 14:29	MIN	0-0 2/-2 19:24	MIN	0-0 0/1 2:13	1-0 3/0 19:36	0-0 5/0 24:13	MIN
Mar. 9	vs. NJ	0-0 2/2 16:40	MIN	0-1 1/0 20:47	MIN	DND	0-1 2/0 18:19	0-2 2/2 18:54	MIN
Mar. 12	at WSH	0-0 1/0 15:09	MIN	0-1 0/3 20:06	MIN	DND	0-0 2/0 21:12	0-1 2/1 17:27	MIN
Mar. 14	vs. WSH	0-0 2/1 15:27	MIN	0-1 0/0 19:21	MIN	DND	0-0 1/0 18:25	0-1 4/0 22:35	MIN
Mar. 16	at TB	0-0 0/-1 22:07	MIN	0-0 1/-2 20:31	MIN	DND	0-0 6/0 19:33	1-0 1/0 18:47	MIN
Mar. 18	at NYR	0-0 1/0 20:05	MIN	0-0 2/0 18:09	MIN	0-0 1/0 6:56	0-0 2/0 19:54	1-0 3/1 22:12	MIN
Mar. 19	vs. FLA	0-0 2/0 23:21	MIN	0-0 1/-1 22:21	MIN	0-0 0/0 7:05	1-0 4/-2 19:26	0-0 4/-1 21:14	MIN
Mar. 21	vs. NJ	0-0 1/0 24:13	MIN	0-0 1/-1 21:33	MIN	DND	0-1 1/-1 16:59	0-1 1/-1 18:57	MIN
Mar. 26	vs. WPG	0-0 1/-2 19:27	MIN	0-0 1/-1 20:59	MIN	0-0 1/0 6:40	0-0 3/0 17:32	0-0 2/-3 20:07	MIN
Mar. 28	at TOR	0-0 1/-1 19:18	MIN	0-0 0/1 17:42	MIN	0-0 1/0 5:20	1-0 1/-3 18:53	1-0 3/-3 20:16	MIN
Mar. 30	at WPG	0-0 0/-1 14:41	MIN	0-0 1/2 17:49	MIN	0-0 0/0 4:41	0-0 1/-1 21:33	1-1 5/2 22:51	MIN
Apr. 1	at MTL	0-0 1/-1 15:23	MIN	0-0 0/0 15:46	MIN	0-0 0/0 4:55	1-0 2/-1 20:39	0-0 3/-1 22:53	MIN
Apr. 2	vs. WSH	DND	MIN	0-0 2/-2 15:51	MIN	DND	0-0 2/0 20:50	0-2 1/-3 20:29	MIN
Apr. 4	vs. TB	0-0 1/-2 22:53	MIN	0-0 1/-2 17:18	MIN	0-0 2/0 10:07	0-0 3/0 20:09	0-0 3/-2 17:36	MIN
Apr. 6	vs. NYR	0-0 6/0 19:04	MIN	0-0 2/-1 11:07	MIN	DND	0-0 3/-2 21:07	0-1 3/0 25:22	MIN
Apr. 8	at BOS	0-0 1/0 15:21	MIN	0-0 2/-2 17:40	MIN	DND	0-1 3/-2 17:22	0-0 3/-1 17:41	MIN
Apr. 9	vs. PIT	0-0 1/0 18:07	MIN	0-0 2/-2 20:38	MIN	0-0 0/0 5:09	0-1 1/-1 21:35	0-1 3/-2 19:30	MIN
Apr. 11	at WSH	0-0 2/0 16:51	MIN	0-0 0/-1 18:29	MIN	0-0 2/0 4:04	0-0 4/-2 23:10	0-1 9/-1 24:57	MIN
Apr. 13	vs. BOS	0-0 0/0 14:11	MIN	0-1 0/1 21:35	MIN	0-0 1/0 4:57	0-2 4/0 22:31	0-1 1/1 21:20	MIN
Apr. 16	at OTT	0-0 3/-2 10:39	MIN	0-0 0/1 18:22	MIN	0-0 1/-1 7:42	0-0 3/-1 24:37	1-1 2/0 24:34	MIN
Apr. 18	at WPG	0-0 0/-1 9:21	MIN	0-1 1/0 20:14	MIN	0-0 0/-1 2:39	0-2 1/2 21:59	0-0 3/0 23:14	MIN
Apr. 20	vs. PHI	0-0 1/-3 16:37	MIN	0-0 0/3 18:45	MIN	0-1 0/1 4:16	0-0 2/-2 19:52	1-0 3/0 22:18	MIN
Apr. 21	at TB	0-0 0/0 16:15	MIN	0-0 0/0 19:24	MIN	DND	0-0 3/0 22:40	0-2 2/3 19:30	MIN
Apr. 23	vs. NYI	0-1 1/1 16:48	MIN	0-0 0/-2 22:45	MIN	DND	1-1 1/1 18:18	0-1 3/-1 23:14	MIN
Apr. 25	vs. NYR	0-0 2/1 23:10	MIN	0-0 1/0 25:04	MIN	0-1 1/0 8:02	0-0 0/1 23:58	0-1 4/-2 22:50	0-0 1/0 12:16
Apr. 27	at PIT	0-1 1/-2 26:06	MIN	0-0 2/-1 25:07	MIN	2-0 4/2 12:21	0-1 1/-1 20:57	0-2 2/-1 22:46	0-0 2/-2 14:30

Skaters: Goals-Assists (Game Winning) Shots / (+/-) TOI

Date	Opp.	NODL #14	RUUTU #15	HALL #18	TLUSTY #19	NASH #20	BOWMAN #21	DALPE #22	WELSH #23
Jan. 19	at FLA	MIN	INJ		0-0 4/0 10:54	MIN	0-0 5/1 9:30	0-0 2/-2 10:43	DND
Jan. 22	vs. TB	MIN	INJ		0-0 1/0 19:11	MIN	0-0 2/-1 13:39	DND	0-0 1/0 5:46
Jan. 24	vs. BUF	MIN	INJ		0-0 3/2 20:58	MIN	0-0 3/0 14:35	0-2 2/1 8:40	DND
Jan. 25	at BUF	MIN	INJ		0-0 5/1 17:57	MIN	0-0 2/0 12:27	0-0 1/0 14:06	DND
Jan. 28	vs. BOS	MIN	INJ		0-0 1/1 17:57	MIN	0-0 4/0 14:07	0-0 1/-1 11:58	MIN
Feb. 1	vs. OTT	0-0 1/0 7:35	INJ		0-0 1/1 18:34	MIN	0-0 3/0 12:49	0-0 1/0 9:24	MIN
Feb. 2	at PHI	0-0 0/0 6:09	INJ		0-1 4/1 19:38	MIN	0-0 1/0 10:14	0-0 0/-1 11:35	MIN
Feb. 4	at TOR	DND	INJ		0-1 5/0 16:11	MIN	0-0 4/0 15:07	MIN	MIN
Feb. 7	at OTT	DND	INJ		0-0 0/-1 14:48	MIN	0-1 1/0 16:06	MIN	MIN
Feb. 9	at PHI	DND	INJ		1-0 1/-1 17:53	MIN	0-0 2/0 9:20	MIN	MIN
Feb. 11	at NYI	0-1 1/1 8:59	INJ		2-2 4/4 16:42	MIN	0-0 0/0 10:01	MIN	MIN
Feb. 12	at NJ	0-0 1/0 10:09	INJ		2-0 (W) 3/1 17:51	MIN	0-0 2/-1 7:37	MIN	MIN
Feb. 14	vs. TOR	0-0 0/0 8:05	INJ		0-0 1/1 20:57	MIN	0-0 2/0 12:02	MIN	MIN
Feb. 18	at MTL	0-0 2/-1 8:51	INJ		0-0 0/-1 16:01	0-0 0/-1 12:13	0-0 2/-1 13:31	MIN	0-0 0/0 7:18
Feb. 21	vs. WPG	0-0 1/-1 11:52	INJ		2-0 4/2 18:13	0-0 1/0 8:18	0-0 3/-2 13:08	MIN	DND
Feb. 23	vs. TB	DND	INJ		0-0 2/-1 18:26	0-1 2/1 16:35	1-0 3/0 12:41	MIN	0-0 3/0 7:05
Feb. 24	at NYI	0-0 0/0 6:05	INJ		0-1 3/-1 15:25	0-0 0/0 14:01	0-0 3/0 14:08	MIN	DND
Feb. 26	at WSH	MIN	INJ		0-0 3/0 19:36	0-0 3/-1 15:31	DND	0-0 1/-1 13:14	0-0 0/0 6:13
Feb. 28	vs. PIT	MIN	INJ		2-1 (W) 5/2 17:27	0-0 0/0 12:06	0-0 3/0 7:59	DND	MIN
Mar. 2	vs. FLA	MIN	INJ		1-0 2/3 16:21	1-2 1/2 11:58	0-0 0/-1 11:17	MIN	MIN
Mar. 3	at FLA	MIN	INJ		0-1 1/1 18:46	0-0 3/0 13:47	0-0 0/0 9:38	MIN	MIN
Mar. 5	vs. BUF	MIN	INJ		1-0 4/0 18:01	0-0 4/0 14:04	0-0 1/0 8:46	MIN	MIN
Mar. 7	vs. MTL	MIN	INJ		0-0 2/0 18:55	INJ	1-0 1/0 10:58	MIN	0-1 0/1 2:51
Mar. 9	vs. NJ	MIN	INJ		2-1 3/1 14:45	0-0 1/0 15:19	0-0 0/0 9:03	MIN	MIN
Mar. 12	at WSH	MIN	INJ		0-0 2/1 17:02	2-0 3/3 12:19	0-1 0/2 8:57	MIN	MIN
Mar. 14	vs. WSH	MIN	INJ		0-1 3/0 20:37	0-0 0/1 12:06	0-0 1/1 11:49	MIN	MIN
Mar. 16	at TB	MIN	INJ	0-0 0/-2 9:38	0-0 1/0 15:14	0-0 0/-1 13:08	0-0 1/-1 13:08	MIN	MIN
Mar. 18	at NYR	MIN	INJ	0-0 0/0 12:43	0-0 1/1 18:22	0-0 1/-1 11:51	0-0 2/0 15:13	MIN	MIN
Mar. 19	vs. FLA	MIN	INJ	0-0 3/0 10:26	0-0 1/0 15:01	0-0 1/-1 11:56	0-0 2/0 13:19	MIN	MIN
Mar. 21	vs. NJ	MIN	0-0 0/0 14:20	0-0 0/0 11:33	0-0 1/0 16:58	0-0 1/0 15:18	0-0 0/0 7:51	MIN	MIN
Mar. 26	vs. WPG	MIN	0-0 2/0 15:45	0-0 0/0 9:07	1-0 6/-2 17:13	0-1 0/1 15:57	DND	MIN	MIN
Mar. 28	at TOR	MIN	0-1 1/-2 15:22	0-0 0/0 9:38	0-0 2/-1 18:01	0-0 0/0 14:17	0-0 1/0 13:04	MIN	MIN
Mar. 30	at WPG	MIN	0-2 0/2 3:07	INJ	0-0 0/1 20:01	0-0 3/1 14:21	0-0 2/-1 15:58	MIN	MIN
Apr. 1	at MTL	MIN	INJ	INJ	0-0 1/0 18:47	0-0 1/-1 14:24	0-0 2/0 10:35	MIN	MIN
Apr. 2	vs. WSH	MIN	INJ	DND	3-0 3/-1 20:30	0-0 1/0 9:58	0-0 0/0 9:55	MIN	MIN
Apr. 4	vs. TB	MIN	0-0 4/-2 16:30	To PHI	0-0 2/-1 19:43	0-0 1/-2 11:49	0-0 3/-2 12:47	MIN	MIN
Apr. 6	vs. NYR	MIN	0-0 2/-1 10:36		0-0 1/0 18:59	0-0 1/0 6:54	0-0 2/0 11:04	1-0 4/0 11:54	MIN
Apr. 8	at BOS	MIN	0-0 1/-2 13:45		0-1 6/0 17:00	0-1 2/1 14:11	1-0 4/1 13:21	0-0 3/-2 15:46	MIN
Apr. 9	vs. PIT	MIN	0-1 2/1 13:45		0-0 1/-1 19:51	1-0 1/-1 11:00	0-0 1/-2 7:20	0-0 3/-1 15:41	MIN
Apr. 11	at WSH	MIN	0-0 1/-1 14:25		0-0 4/-1 22:24	0-0 3/0 13:57	INJ	MIN	MIN
Apr. 13	vs. BOS	MIN	0-0 1/-1 14:28		2-0 6/2 16:41	0-0 0/-1 10:22	INJ	MIN	MIN
Apr. 16	at OTT	MIN	0-0 3/0 18:39		0-1 0/0 19:24	0-0 0/-1 13:03	INJ	MIN	MIN
Apr. 18	at WPG	MIN	2-0 3/0 17:09		0-1 1/1 18:54	0-0 0/-1 14:02	INJ	MIN	MIN
Apr. 20	vs. PHI	MIN	0-0 3/-1 17:02		0-1 1/0 18:37	0-0 2/-1 12:21	INJ	MIN	MIN
Apr. 21	at TB	MIN	0-0 1/0 17:06		2-0 (W) 5/3 18:58	0-0 0/-1 12:24	INJ	MIN	MIN
Apr. 23	vs. NYI	MIN	0-1 2/1 18:37		0-1 1/-1 20:57	0-0 0/0 10:07	INJ	MIN	MIN
Apr. 25	vs. NYR	MIN	1-0 1/1 18:39		2-0 3/-1 23:09	MIN	INJ	MIN	MIN
Apr. 27	at PIT	MIN	1-0 3/-1 19:49		0-1 3/-1 21:57	MIN	INJ	MIN	MIN

Skaters: Goals-Assists (Game Winning) Shots / (+/-) TOI

GAME BY GAME

Date	Opp.	SANGUINETTI #24	PITKANEN #25	FAULK #27	SEMIN #28	WALLACE #29	JOKINEN #36	BRENT #37	DWYER #39
Jan. 19	at FLA	0-0 0/-1 16:20	0-1 0/1 25:26	0-1 3/1 25:28	0-0 1/0 23:03	MIN	0-0 3/0 18:55	0-0 1/1 9:48	1-0 3/1 8:01
Jan. 22	vs. TB	0-0 0/-2 12:58	0-0 0/-2 22:55	0-0 1/0 26:16	0-1 6/-1 23:22	MIN	0-0 0/-2 15:29	0-0 0/0 6:28	0-0 2/0 14:11
Jan. 24	vs. BUF	0-0 1/0 13:31	0-2 1/4 24:59	1-0 2/0 22:51	0-0 2/2 20:36	MIN	0-0 4/0 16:47	0-0 1/0 7:09	0-0 1/-1 9:19
Jan. 25	at BUF	DND	0-0 4/0 29:30	0-0 1/0 11:51	1-0 6/1 20:15	MIN	0-0 0/0 11:54	0-0 0/0 9:34	0-0 2/0 10:11
Jan. 28	vs. BOS	0-0 1/1 15:17	0-0 3/1 29:13	INJ	0-2 5/3 22:48	MIN	0-0 0/-2 15:13	0-0 1/0 8:34	0-0 0/0 8:46
Feb. 1	vs. OTT	DND	0-0 2/1 23:17	0-0 3/0 25:08	0-1 5/1 20:15	MIN	0-0 3/0 19:24	0-0 1/0 8:40	0-0 4/0 17:20
Feb. 2	at PHI	0-0 1/-1 12:43	1-0 4/2 28:37	0-0 5/-1 20:45	0-0 6/1 25:00	MIN	0-0 2/0 18:40	0-0 1/0 8:24	1-0 3/0 9:30
Feb. 4	at TOR	0-0 1/-1 11:04	0-0 1/0 23:19	1-0 3/2 29:04	0-1 4/0 17:57	0-0 1/-1 8:35	0-0 1/0 12:26	0-1 2/-1 13:36	1-1 3/2 17:13
Feb. 7	at OTT	0-0 1/1 13:11	0-0 3/-2 24:06	0-0 1/1 24:42	1-0 1/-1 20:29	0-0 1/0 6:42	0-0 1/0 16:18	0-1 1/0 8:56	0-0 1/0 16:30
Feb. 9	at PHI	0-0 1/-3 11:15	0-1 0/0 24:55	0-0 2/0 25:34	0-0 2/0 21:49	0-0 0/0 0:33	0-1 0/0 18:15	0-0 0/1 9:31	0-0 3/-2 17:55
Feb. 11	at NYI	DND	0-0 0/3 22:46	0-1 1/2 19:10	1-2 2/4 19:01	1-0 1/1 10:57	0-0 1/0 13:49	0-0 1/1 10:44	0-0 3/1 16:05
Feb. 12	at N.J	DND	0-1 1/0 15:07	0-2 0/1 20:29	0-0 2/0 17:55	0-0 0/0 12:32	1-0 2/1 13:45	0-0 2/0 13:46	1-0 1/0 19:04
Feb. 14	vs. TOR	0-0 0/0 12:20	INJ	0-0 1/0 27:45	0-0 6/1 21:21	0-0 1/0 12:48	1-0 (W) 2/0 14:14	0-0 1/0 10:22	0-0 2/1 16:12
Feb. 18	at MTL	0-0 1/-2 15:15	INJ	0-0 0/-2 30:33	0-0 1/-1 21:13	0-0 0/-1 8:32	0-0 1/0 14:49	INJ	0-0 0/-1 17:09
Feb. 21	vs. WPG	0-0 1/1 11:20	INJ	0-0 2/0 29:01	0-1 3/1 20:26	0-0 4/0 12:06	0-0 3/-1 14:56	INJ	0-1 1/2 17:13
Feb. 23	vs. TB	0-1 3/1 16:40	INJ	0-0 2/-1 20:57	0-0 2/-2 16:49	0-0 1/0 13:39	0-1 3/-1 16:30	INJ	0-0 1/-4 15:05
Feb. 24	at NYI	1-0 (W) 2/1 21:55	INJ	0-1 0/0 24:02	1-2 3/1 21:38	0-0 1/0 9:36	0-0 2/0 15:41	INJ	0-1 3/0 15:37
Feb. 26	at WSH	0-0 2/-1 19:53	INJ	0-0 0/-1 23:56	0-0 4/-1 21:08	0-0 0/0 9:14	0-0 3/-1 15:01	INJ	0-0 3/0 14:55
Feb. 28	vs. PIT	0-0 2/0 17:55	INJ	0-0 1/1 22:55	0-2 5/2 19:44	0-0 0/0 10:24	0-0 1/0 16:11	0-0 0/0 7:46	0-1 1/1 15:05
Mar. 2	vs. FLA	DND	0-0 1/1 6:02	0-1 1/1 22:22	0-3 1/3 20:29	0-0 2/-1 10:09	2-1 (W) 5/2 15:18	INJ	0-1 1/3 12:42
Mar. 3	at FLA	0-0 1/-1 15:58	INJ	1-0 2/2 23:49	1-0 2/1 19:58	0-0 0/0 14:58	0-0 2/0 14:22	INJ	0-0 0/0 14:40
Mar. 5	vs. BUF	0-1 0/2 15:12	INJ	0-0 0/-2 24:08	1-2 (W) 3/2 19:35	0-0 1/-1 13:22	1-1 3/1 15:11	INJ	0-0 0/0 16:56
Mar. 7	vs. MTL	0-0 4/1 15:25	INJ	0-1 3/0 26:18	0-0 7/0 25:50	0-0 2/-2 12:46	0-0 2/-2 16:09	INJ	0-0 3/1 15:41
Mar. 9	vs. NJ	0-1 1/1 16:09	INJ	0-0 0/0 20:52	1-2 1/1 16:57	0-0 0/0 9:43	0-1 0/0 17:29	0-0 1/0 8:30	0-0 2/1 16:27
Mar. 12	at WSH	0-0 2/0 16:29	INJ	0-0 5/2 23:02	0-1 1/1 18:39	0-0 0/0 10:38	0-0 3/0 18:17	0-0 2/0 12:01	1-1 3/3 14:04
Mar. 14	vs. WSH	0-0 2/0 14:01	INJ	0-0 4/-1 21:09	1-0 7/0 21:14	0-0 2/-1 8:11	0-0 2/0 16:57	0-0 0/-1 9:31	1-0 2/1 15:06
Mar. 16	at TB	INJ	0-0 3/-1 20:06	0-0 2/-1 24:03	0-1 3/0 19:05	0-0 1/-1 10:19	0-0 0/-1 14:12	0-0 0/-1 9:36	0-0 1/0 17:57
Mar. 18	at NYR	0-0 0/0 14:41	0-1 3/0 24:25	0-0 4/0 28:32	0-1 5/1 22:10	0-0 1/0 7:34	0-0 2/-1 14:19	DND	0-0 1/0 15:52
Mar. 19	vs. FLA	0-0 2/-1 16:27	0-1 1/-1 24:30	0-0 0/0 10:11	0-0 2/-1 20:16	DND	0-0 3/0 13:28	0-0 0/0 10:25	0-0 3/-1 15:53
Mar. 21	vs. NJ	0-0 0/-1 12:41	0-0 0/0 25:41	INJ	0-0 0/-1 20:42	DND	0-0 2/0 11:29	0-0 1/0 12:44	0-0 1/-1 15:01
Mar. 26	vs. WPG	INJ	0-0 2/-2 25:11	INJ	0-0 5/-3 20:17	DND	DND	0-1 0/1 10:07	0-0 3/0 16:29
Mar. 28	at TOR	INJ	0-0 0/-2 21:33	INJ	1-1 5/-2 21:05	MIN	DND	0-0 1/-1 8:38	0-0 1/0 14:03
Mar. 30	at WPG	INJ	0-1 3/0 21:26	INJ	1-1 5/2 22:24	MIN	1-0 (W) 1/1 16:07	0-0 1/0 9:38	0-0 3/-1 15:41
Apr. 1	at MTL	INJ	0-0 2/-1 24:07	INJ	0-0 2/-1 20:11	MIN	0-0 3/-2 20:49	0-0 0/0 11:15	0-1 0/0 16:28
Apr. 2	vs. WSH	0-1 2/0 12:23	0-0 0/0 14:48	INJ	0-2 4/-2 20:19	MIN	0-0 1/0 11:59	0-0 0/0 8:31	0-0 3/-1 17:38
Apr. 4	vs. TB	0-0 2/0 16:07	INJ	INJ	0-0 4/0 17:49	MIN	DND	0-0 2/-1 11:17	0-0 3/-3 14:19
Apr. 6	vs. NYR	0-0 2/0 15:47	INJ	INJ	INJ	MIN	To PIT	0-0 0/-1 14:15	0-0 5/0 20:08
Apr. 8	at BOS	0-0 0/0 14:20	INJ	INJ	INJ	MIN		0-0 3/-1 14:41	1-0 5/-1 18:21
Apr. 9	vs. PIT	1-0 3/0 17:22	INJ	0-0 3/-3 22:48	0-0 3/-3 22:44	MIN		0-0 0/0 9:16	INJ
Apr. 11	at WSH	0-0 1/0 16:56	INJ	0-0 1/-2 22:22	0-0 8/-1 25:03	0-0 0/0 8:39		INJ	INJ
Apr. 13	vs. BOS	0-0 2/0 14:03	INJ	0-1 4/1 26:55	0-2 3/1 20:05	INJ		INJ	0-0 3/-1 17:22
Apr. 16	at OTT	0-0 2/-1 17:14	INJ	1-1 4/1 24:32	0-0 2/1 22:34	INJ		INJ	0-0 3/-1 17:51
Apr. 18	at WPG	0-0 2/-1 10:37	INJ	0-1 4/1 25:53	1-0 2/1 23:51	0-0 0/-1 11:58		INJ	0-0 0/0 15:41
Apr. 20	vs. PHI	DND	INJ	1-0 4/3 25:54	0-1 3/0 22:02	0-1 0/0 7:57		INJ	0-0 1/-2 14:08
Apr. 21	at TB	0-0 0/0 6:15	INJ	0-0 3/0 24:46	1-2 1/3 20:11	0-0 0/0 8:05		INJ	0-0 2/-1 13:31
Apr. 23	vs. NYI	0-0 0/-1 6:36	INJ	0-0 1/-2 23:15	1-0 5/0 23:10	0-0 1/0 9:26		INJ	1-0 5/1 18:36
Apr. 25	vs. NYR	0-0 0/1 19:29	INJ	0-0 2/0 31:48	INJ	0-0 0/0 10:26		INJ	0-0 0/0 18:53
Apr. 27	at PIT	0-0 3/1 20:02	INJ	0-0 1/-2 29:12	INJ	0-0 0/-1 10:59		0-0 0/0 0:05	0-1 2/0 15:02

Skaters: Goals-Assists (Game Winning) Shots / (+/-) TOI

Date	Opp.	SUTTER #42	HARRISON #44	BERGERON #47	JORDAN #47	SKINNER #53	TERRY #58	LAROSE #59	BLANCHARD #72
Jan. 19	at FLA	MIN	0-0 1/-1 16:25		MIN	0-0 4/-2 17:44	MIN	0-0 4/0 12:07	MIN
Jan. 22	vs. TB	MIN	0-0 1/-1 15:57		MIN	1-0 5/-2 16:20	MIN	0-0 1/-2 13:18	MIN
Jan. 24	vs. BUF	MIN	0-0 1/1 18:25		MIN	2-0 5/1 18:20	MIN	0-0 1/0 13:49	MIN
Jan. 25	at BUF	MIN	1-1 (W) 3/1 22:24		MIN	1-0 7/0 20:41	MIN	0-0 1/0 11:33	MIN
Jan. 28	vs. BOS	MIN	0-0 2/-1 17:28		MIN	1-0 4/-1 22:23	MIN	0-0 0/-2 13:16	MIN
Feb. 1	vs. OTT	MIN	0-0 0/0 16:13		MIN	0-0 3/0 15:01	MIN	0-0 1/0 6:57	MIN
Feb. 2	at PHI	MIN	0-0 2/-1 13:11		MIN	0-1 3/-1 21:46	MIN	0-0 2/0 11:50	MIN
Feb. 4	at TOR	MIN	0-0 2/-1 17:12		MIN	0-3 5/1 18:06	MIN	0-0 1/0 10:58	MIN
Feb. 7	at OTT	MIN	1-1 (W) 1/2 17:53		MIN	0-1 3/1 21:07	MIN	1-0 3/0 13:50	MIN
Feb. 9	at PHI	MIN	0-0 2/-3 17:56		MIN	1-0 7/0 22:08	MIN	0-0 4/1 14:07	MIN
Feb. 11	at NYI	MIN	0-1 0/1 16:32		MIN	1-0 5/1 17:32	MIN	0-0 0/0 10:31	MIN
Feb. 12	at NJ	MIN	0-1 0/1 21:09		MIN	0-0 2/1 17:30	MIN	0-0 1/0 7:20	MIN
Feb. 14	vs. TOR	MIN	0-0 1/0 25:26		0-0 1/0 12:18	0-2 4/1 16:04	MIN	DND	MIN
Feb. 18	at MTL	MIN	0-0 0/-1 23:51		0-0 1/-1 8:43	INJ	MIN	0-0 1/0 12:03	MIN
Feb. 21	vs. WPG	MIN	0-1 0/-1 22:03		0-0 0/0 7:39	INJ	MIN	0-0 0/0 11:08	MIN
Feb. 23	vs. TB	MIN	0-0 1/-3 23:29		0-0 0/-1 14:25	INJ	MIN	1-1 3/2 12:09	MIN
Feb. 24	at NYI	MIN	0-0 1/1 23:16		0-0 0/0 10:21	INJ	MIN	0-0 3/2 15:54	MIN
Feb. 26	at WSH	MIN	0-0 2/-2 25:47		MIN	INJ	MIN	0-0 2/-1 15:48	MIN
Feb. 28	vs. PIT	MIN	0-0 0/1 17:21		MIN	1-0 5/1 13:55	MIN	0-0 2/0 14:39	MIN
Mar. 2	vs. FLA	MIN	0-0 0/1 24:15		MIN	0-0 4/0 20:20	MIN	0-0 2/0 14:04	MIN
Mar. 3	at FLA	0-0 2/0 9:07	0-0 1/3 21:49		MIN	0-1 3/0 18:32	MIN	INJ	MIN
Mar. 5	vs. BUF	0-0 0/0 8:22	0-0 2/-2 22:40		MIN	0-0 3/0 18:14	MIN	INJ	MIN
Mar. 7	vs. MTL	0-0 0/-1 7:33	0-0 1/0 20:49		MIN	0-0 5/0 19:29	MIN	INJ	MIN
Mar. 9	vs. NJ	MIN	1-0 1/1 21:53		MIN	1-1 3/0 17:55	1-0 (W) 1/1 14:03	INJ	MIN
Mar. 12	at WSH	MIN	0-1 2/1 22:12		MIN	0-0 5/0 19:05	0-0 0/0 9:11	INJ	MIN
Mar. 14	vs. WSH	MIN	0-0 1/0 23:58		MIN	0-0 3/0 18:10	0-0 0/-1 5:35	INJ	MIN
Mar. 16	at TB	MIN	0-0 0/-1 22:06		MIN	0-0 2/-1 18:49	MIN	INJ	MIN
Mar. 18	at NYR	MIN	0-0 1/0 23:58		MIN	0-0 0/-1 17:04	MIN	INJ	MIN
Mar. 19	vs. FLA	MIN	0-0 2/0 18:58		MIN	0-0 3/-2 20:10	MIN	INJ	MIN
Mar. 21	vs. NJ	MIN	0-0 1/-2 20:56		MIN	1-0 6/-1 15:00	MIN	INJ	MIN
Mar. 26	vs. WPG	MIN	0-0 0/0 16:12		MIN	0-0 10/0 22:18	MIN	0-0 3/1 12:33	MIN
Mar. 28	at TOR	MIN	0-0 2/1 18:26		MIN	0-0 1/-2 18:58	MIN	INJ	MIN
Mar. 30	at WPG	MIN	0-0 0/1 16:56		MIN	0-0 1/0 17:39	MIN	INJ	MIN
Apr. 1	at MTL	MIN	0-0 1/0 17:38		MIN	0-0 0/-2 17:12	MIN	0-0 0/0 10:08	MIN
Apr. 2	vs. WSH	MIN	0-0 2/0 19:48	0-1 3/-1 21:31	MIN	0-0 5/-2 22:10	MIN	0-0 3/0 14:12	MIN
Apr. 4	vs. TB	MIN	0-0 3/-3 22:00	0-0 0/0 19:13	MIN	0-0 6/-1 17:21	MIN	0-0 2/-1 10:22	MIN
Apr. 6	vs. NYR	MIN	0-0 2/1 19:00	0-0 4/-1 16:35	MIN	0-1 8/-1 23:06	MIN	0-0 1/0 13:50	MIN
Apr. 8	at BOS	MIN	0-0 0/-2 23:32	0-0 2/-1 12:09	MIN	0-0 3/-3 19:54	MIN	0-0 3/-2 15:17	MIN
Apr. 9	vs. PIT	MIN	0-0 0/0 20:05	DND	MIN	0-0 3/-2 18:01	MIN	0-1 0/1 12:43	MIN
Apr. 11	at WSH	MIN	0-0 3/0 16:37	0-0 0/0 10:45	MIN	1-0 3/-1 18:39	MIN	0-0 2/0 13:35	0-0 0/0 7:13
Apr. 13	vs. BOS	MIN	0-0 0/-1 17:40	0-1 1/0 7:04	MIN	1-0 5/-1 20:01	MIN	0-0 3/0 15:46	0-0 2/0 10:26
Apr. 16	at OTT	MIN	0-0 3/-1 21:11	0-0 2/-1 12:09	MIN	0-0 0/0 3:16	MIN	0-0 4/-1 9:07	0-0 1/-1 9:24
Apr. 18	at WPG	MIN	0-0 2/0 23:18	0-1 3/2 10:59	MIN	INJ	MIN	0-0 2/0 11:33	0-0 0/0 10:53
Apr. 20	vs. PHI	MIN	0-0 1/-3 19:47	0-0 2/-2 19:58	MIN	1-0 4/-1 20:04	MIN	0-0 1/-1 10:41	0-0 0/1 4:54
Apr. 21	at TB	MIN	0-0 0/2 20:44	0-0 0/0 15:10	MIN	0-0 5/0 22:40	MIN	0-0 4/-1 13:45	0-0 0/0 8:26
Apr. 23	vs. NYI	MIN	0-1 0/2 20:20	0-0 2/1 14:18	MIN	0-0 2/0 18:24	MIN	0-0 3/-1 19:08	0-0 2/0 10:41
Apr. 25	vs. NYR	MIN	0-0 3/-1 6:54	0-1 1/-2 16:30	MIN	0-1 1/0 17:07	MIN	0-0 0/-1 19:30	0-0 1/-1 8:04
Apr. 27	at PIT	MIN	INJ	0-0 1/-2 19:29	MIN	0-0 3/-1 17:13	MIN	0-0 2/-2 12:09	0-0 0/-1 8:04

Skaters: Goals-Assists (Game Winning) Shots / (+/-) TOI

Goalies: Goals Allowed / Shots Decision Minutes Played

GAME BY GAME

Date	Opp.	BELLEMORE #73	CORVO #77	BOYCHUK #	WARD #30	ELLIS #31	PETERS #35	MUSE #80
Jan. 19	at FLA	MIN	0-0 4/-1 20:12	0-0 0/0 10:13	4/12L 20	1/13 40	MIN	MIN
Jan. 22	vs. T.B	MIN	0-0 2/-1 15:23	DND	4/26L 60	DNP	MIN	MIN
Jan. 24	vs. BUF	MIN	DND	DND	3/33W 60	DNP	MIN	MIN
Jan. 25	at BUF	MIN	0-0 1/0 13:29	DND	DNP	1/41W 60	MIN	MIN
Jan. 28	vs. BOS	MIN	0-0 0/0 7:51	DND	4/37L 60	DNP	MIN	MIN
Feb. 1	vs. OTT	MIN	0-1 2/0 13:25	DND	DNP	0/33W 60	MIN	MIN
Feb. 2	at PHI	MIN	DND	MIN	1/12 37	4/12L 21	MIN	MIN
Feb. 4	at TOR	MIN	DND	MIN	1/42W 60	DNP	MIN	MIN
Feb. 7	at OTT	MIN	DND	MIN	2/47W 62	DNP	MIN	MIN
Feb. 9	at PHI	MIN	1-1 7/2 20:10	MIN	4/320 62	DNP	MIN	MIN
Feb. 11	at NYI	MIN	0-0 0/2 18:45	MIN	4/28W 60	DNP	MIN	MIN
Feb. 12	at NJ	MIN	0-1 2/0 17:34	MIN	2/28W 60	DNP	MIN	MIN
Feb. 14	vs. TOR	MIN	1-1 3/2 20:30	MIN	DNP	1/23W 60	MIN	MIN
Feb. 18	at MTL	MIN	0-0 1/0 21:46	MIN	3/26L 60	DNP	MIN	MIN
Feb. 21	vs. WPG	MIN	0-0 3/-1 22:27	MIN	4/23L 60	DNP	MIN	MIN
Feb. 23	vs. TB	MIN	0-0 0/1 19:08	MIN	DNP	5/39L 60	MIN	MIN
Feb. 24	at NYI	MIN	0-0 1/0 24:18	MIN	2/25W 60	DNP	MIN	MIN
Feb. 26	at WSH	MIN	0-0 1/0 20:56	MIN	3/40L 60	DNP	MIN	MIN
Feb. 28	vs. PIT	MIN	0-1 0/2 16:13	MIN	1/27W 60	DNP	MIN	MIN
Mar. 2	vs. FLA	MIN	0-0 4/2 21:12	MIN	2/24W 60	DNP	MIN	MIN
Mar. 3	at FLA	MIN	0-0 2/0 19:55	MIN	0/15W 29	2/21 31	MIN	MIN
Mar. 5	vs. BUF	MIN	1-0 3/1 20:07	MIN	INJ	DNP	3/40W 60	MIN
Mar. 7	vs. MTL	MIN	0-0 1/-2 18:26	MIN	INJ	DNP	4/28L 59	MIN
Mar. 9	vs. N.J	MIN	0-1 1/0 22:15	MIN	INJ	3/34W 60	DNP	MIN
Mar. 12	at WSH	MIN	1-0 (W) 3/2 20:34	MIN	INJ	DNP	0/26W 60	MIN
Mar. 14	vs. WSH	MIN	0-1 4/0 22:17	MIN	INJ	3/25L 59	DNP	MIN
Mar. 16	at TB	MIN	0-0 0/-1 9:41	MIN	INJ	DNP	4/26L 60	MIN
Mar. 18	at NYR	MIN	INJ	MIN	INJ	1/360 65	DNP	MIN
Mar. 19	vs. FLA	MIN	INJ	MIN	INJ	3/43L 59	DNP	MIN
Mar. 21	vs. N.J	0-0 1/0 12:25	INJ	DND	INJ	4/22L 59	0/0 1	MIN
Mar. 26	vs. WPG	0-0 0/0 10:09	0-0 0/0 21:49	MIN	INJ	INJ	4/35L 60	DNP
Mar. 28	at TOR	0-0 0/0 16:14	0-2 2/-3 22:04	MIN	INJ	INJ	4/34L 60	DNP
Mar. 30	at WPG	0-0 1/0 13:56	0-0 1/2 25:11	MIN	INJ	INJ	1/35W 60	DNP
Apr. 1	at MTL	0-1 0/0 13:09	0-0 1/-1 22:36	MIN	INJ	DNP	3/28L 59	MIN
Apr. 2	vs. WSH	0-0 0/-1 13:40	0-0 2/-2 20:54	MIN	INJ	3/7 24	2/12L 34	MIN
Apr. 4	vs. TB	MIN	0-0 3/-3 20:22	MIN	INJ	5/30L 60	DNP	MIN
Apr. 6	vs. NYR	0-0 1/0 12:32	0-0 2/0 21:16	MIN	INJ	3/30L 39	0/8 19	MIN
Apr. 8	at BOS	0-1 0/-1 18:02	0-0 1/-2 17:40	MIN	INJ	4/32L 52	2/4 8	MIN
Apr. 9	vs. PIT	MIN	1-0 1/0 19:28	MIN	INJ	DNP	4/32L 59	MIN
Apr. 11	at WSH	MIN	0-1 1/0 16:10	MIN	INJ	DNP	2/30L 59	MIN
Apr. 13	vs. BOS	MIN	1-0 (W) 2/-1 18:37	MIN	INJ	DNP	2/30W 60	MIN
Apr. 16	at OTT	MIN	0-0 1/-2 18:40	MIN	INJ	DNP	3/34L 59	MIN
Apr. 18	at WPG	MIN	0-0 3/0 21:26	MIN	INJ	DNP	4/310 61	MIN
Apr. 20	vs. PHI	MIN	0-0 1/-2 18:45	MIN	INJ	DNP	5/38L 58	MIN
Apr. 21	at TB	MIN	0-1 2/2 17:26	MIN	INJ	2/37W 60	DNP	MIN
Apr. 23	vs. NYI	MIN	0-0 3/1 21:20	MIN	INJ	3/39W 65	DNP	MIN
Apr. 25	vs. NYR	MIN	INJ	MIN	INJ	4/380 63	DNP	MIN
Apr. 27	at PIT	MIN	0-0 0/0 0:04	MIN	INJ	DNP	8/35L 60	MIN

Skaters: Goals-Assists (Game Winning) Shots / (+/-) TOI

JANUARY 2013

- 13 Signed free agent Dan Ellis to a one-year deal
- 13 Recalled Zach Boychuk, Drayson Bowman, Jeremy Welsh, Bobby Sanguinetti, Dan Ellis, Justin Faulk and Tim Wallace from Charlotte (AHL)
- 13 Acquired Kevin Westgarth from Los Angeles in exchange for Anthony Stewart, a fourth-round draft pick in 2013 and a sixth-round draft pick in 2014
- 13 Acquired Luke Pither from Philadelphia in exchange for Brian Boucher and Mark Alt. Assigned Pither to Charlotte (AHL)
- 14 Recalled Zac Dalpe, Brett Sutter and Riley Nash from Charlotte (AHL)
- 15 Reassigned Riley Nash and Jeremy Welsh to Charlotte (AHL)
- 16 Placed Tuomo Ruutu on the injured non-roster list
- 17 Reassigned Andreas Nodl and Brett Sutter to Charlotte (AHL)
- 18 Recalled Jeremy Welsh from Charlotte (AHL)
- 18 Reassigned Ryan Murphy to Kitchener (OHL) and Tim Wallace to Charlotte (AHL)
- 26 Reassigned Jeremy Welsh to Charlotte (AHL)
- 30 Recalled Andreas Nodl from Charlotte (AHL)
- 31 Zach Boychuk claimed on waivers by Pittsburgh

FEBRUARY 2013

- 3 Recalled Tim Wallace from Charlotte (AHL) and reassigned Zac Dalpe to Charlotte (AHL)
- 14 Recalled Michal Jordan from Charlotte (AHL)
- 18 Recalled Riley Nash from Charlotte (AHL) and placed Tim Gleason on IR retroactive to Feb. 12
- 18 Recalled Jeremy Welsh from Charlotte (AHL) and placed Joni Pitkanen on IR retroactive to Feb. 12
- 21 Recalled Ryan Murphy from Kitchener (OHL) and placed Tim Brent on IR
- 25 Reassigned Andreas Nodl and Michal Jordan to Charlotte (AHL)
- 25 Recalled Zac Dalpe and Marc-Andre Gragnani from Charlotte (AHL)
- 27 Recalled Michal Jordan from Charlotte (AHL) and reassigned Marc-Andre Gragnani to Charlotte (AHL)
- 28 Reassigned Michal Jordan and Jeremy Welsh to Charlotte (AHL); Reassigned Ryan Murphy to Kitchener (OHL)

MARCH 2013

- 1 Reassigned Zac Dalpe to Charlotte (AHL)
- 3 Recalled Brett Sutter from Charlotte (AHL)
- 5 Recalled Justin Peters from Charlotte (AHL) and placed Cam Ward on IR
- 7 Recalled Jeremy Welsh from Charlotte (AHL) and placed Tim Brent on IR
- 13 Signed Danny Biega to a three-year, entry-level contract, assigned him to Charlotte (AHL)
- 14 Signed Keegan Lowe to a three-year, entry-level contract
- 15 Reassigned Chris Terry to Charlotte (AHL)
- 16 Claimed Adam Hall on waivers from Tampa Bay
- 20 Recalled Brett Bellemore from Charlotte (AHL) and placed Chad LaRose and Justin Faulk on IR
- 21 Claimed Zach Boychuk on waivers from Nashville
- 21 Activated Tuomo Ruutu from injured non-roster list and placed Joe Corvo on IR
- 22 Reassigned Riley Nash to Charlotte (AHL)
- 23 Reassigned Zach Boychuk to Charlotte (AHL)
- 25 Recalled Riley Nash and John Muse from Charlotte (AHL)
- 25 Activated Joe Corvo from IR and placed Dan Ellis and Bobby Sanguinetti on IR
- 25 Agreed to terms with Alexander Semin on a five-year contract extension
- 26 Activated Chad LaRose from IR and placed Jussi Jokinen and Tim Wallace on waivers
- 27 Reassigned Tim Wallace to Charlotte (AHL)

APRIL 2013

- 1 Activated Dan Ellis from IR and reassigned John Muse to Charlotte (AHL)
- 2 Acquired defenseman Marc-Andre Bergeron from the Tampa Bay Lightning in exchange for Adam Hall and a seventh-round pick in the 2013 Draft
- 2 Activated Bobby Sanguinetti from IR
- 3 Acquired a conditional 2013 sixth- or seventh-round draft pick from the Pittsburgh Penguins in exchange for forward Jussi Jokinen.
- 3 Agreed to terms with Brock McGinn on a three-year, entry-level contract
- 3 Reassigned Brett Bellemore to Charlotte (AHL)
- 5 Recalled Brett Bellemore from Charlotte (AHL)
- 6 Recalled Zac Dalpe from Charlotte (AHL)
- 9 Activated Justin Faulk from IR and reassigned Brett Bellemore to Charlotte (AHL)
- 10 Agreed to terms with Brendan Woods on a three-year, entry-level contract
- 10 Recalled Nicolas Blanchard and Tim Wallace from Charlotte (AHL) and reassigned Zac Dalpe to Charlotte (AHL)
- 24 Recalled Jared Staal from Charlotte (AHL) and reassigned Riley Nash and Tim Wallace to Charlotte (AHL)
- 24 Recalled Tim Wallace from Charlotte (AHL) on an emergency basis
- 28 Reassigned Jared Staal, Nicolas Blanchard and Tim Wallace to Charlotte (AHL)

JUNE 2013

- 25 Signed Brett Sutter to a one-year, two-way contract
- 28 Signed Brett Bellemore to a one-year, two-way contract
- 30 Acquired Andres Sekera from Buffalo in exchange for Carolina's 2013 second-round (35th overall) draft pick and Jamie McBain

JULY 2013

- 5 Signed Anton Khudobin and Mike Komisarek to one-year contracts
- 9 Signed Riley Nash to a two-year, two-way contract
- 10 Signed Matthew Corrente, Mark Flood and Aaron Palushaj to one-year, two-way contracts
- 11 Signed Michal Jordan and Mike Murphy to one-year, two-way contracts
- 15 Signed Elias Lindholm to a three-year, entry-level contract
- 16 Signed Jared Staal to a one-year, two-way contract
- 19 Signed Zac Dalpe to a one-year, two-way contract
- 25 Signed Nathan Gerbe to a one-year, two-way contract

AUGUST 2013

- 20 Signed Zach Boychuk to a one-year, two-way contract
- 22 Signed Sergey Tolchinsky to a three-year, entry-level contract

SEPTEMBER 2013

- 12 Signed Ron Hainsey to a one-year contract

TRADES AND ACQUISITIONS

1979

APRIL 22	Named Don Blackburn head coach.
JUNE 22	Claimed Maynard Schurman from the Philadelphia Flyers and Al Sims from the Boston Bruins in NHL Expansion Draft; Selected Bob Stephenson in WHA Dispersal Draft.
AUGUST 28	Signed Chuck Luksa as a free agent.
SEPTEMBER 20	Signed Ken Holland as a free agent.
NOVEMBER 2	Signed Greg Carroll as a free agent.
DECEMBER 27	Signed Larry Giroux as a free agent.
DECEMBER 28	Acquired Pat Boutette from the Toronto Maple Leafs for Bob Stephenson.

1980

JANUARY 17	Obtained Tom Rowe from Washington Capitals for Alan Hangesleben.
FEBRUARY 27	Acquired Bobby Hull from Winnipeg Jets for future considerations.
JUNE 4	Gordie Howe retired and became director of player development.
JUNE 5	Obtained Rick Meagher from Montreal Canadiens for 1981 third and fifth round draft picks (Paul McDermid, Don Bourbonnais) for Montreal's third and fifth picks in the same draft (Dreter Hegen, Steve Rooney).
JUNE 15	Acquired Mike Veisor from Chicago Blackhawks for a second-round 1981 draft pick (Kevin Griffin).
AUGUST 30	Signed Glenn Merkosky as a free agent.
DECEMBER 5	Acquired Norm Barnes and Jack McIlhargey from Philadelphia Flyers for a 1982 second-round draft choice (later transferred to Toronto, Peter Ihnacek).
DECEMBER 16	Obtained Mike Fidler from Minnesota North Stars for Gordie Roberts.

1981

JANUARY 15	Acquired a 1981 fifth-round draft pick (Bill Maguire) from the New York Rangers for Nick Fotiu.
FEBRUARY 20	Acquired Gilles Lupien from Pittsburgh Penguins for a 1981 sixth-round draft pick (Paul Edwards); Don Blackburn fired as head coach; Named assistant coach Larry Pleau as interim head coach (interim dropped on March 9).
FEBRUARY 22	Captain Rick Ley retires due to a knee injury and becomes assistant coach.
MARCH 3	Signed Ross Yates as a free agent.
APRIL 1	Named Larry Pleau director of hockey operations.
APRIL 2	Signed Dan Fridgen as a free agent.
MAY 15	Signed Jeff Brownschidle as a free agent.
JUNE 15	Signed Greg Millen as a free agent from the Pittsburgh Penguins. Pat Boutette and Kevin McClelland later sent to Pittsburgh as compensation.
JULY 3	Acquired Rick MacLeish, Don Gillen, Blake Wesley, along with a first-round pick (Paul Lawless), a second-round pick (Mark Paterson) and a third round pick (Kevin Dineen) in 1982 draft from Philadelphia Flyers for Fred Arthur, Ray Allison, a first-round pick (Ron Sutter) and a third-round pick (Miroslav Dvorak) in 1982.
OCTOBER 2	Obtained Gary Howatt from New York Islanders for a fifth-round 1983 draft pick (Bob Caulfield); Obtained Doug Sulliman, Chris Kotsopoulos and Gerry McDonald from the New York Rangers for Mike Rogers and a 10th-round 1982 pick (Simo Saarinen).
OCTOBER 5	Claimed Rob McClanahan from the Buffalo Sabres and Mike McDougal from New York Rangers in NHL Waiver Draft.
OCTOBER 16	Signed Paul Shmyr as a free agent.
NOVEMBER 15	Acquired George Lyle from the Detroit Red Wings off waivers.
DECEMBER 21	Acquired Pierre Larouche from Montreal Canadiens for a flip-flop of first-round draft picks in 1984 (Montreal selected Peter Svoboda fifth overall, Hartford chose Sylvain Cote 11th overall), Hartford's second pick in 1984 (Brian Benning – which was later traded by Montreal to St. Louis along with Rick Walmsey and Montreal's second choice – Tony Hrkac – and third choice – Robert Dirk – for St. Louis' first choice – Shayne Corson – and second – Stephane Richer – in 1984 draft), and a third-round choice in 1985 (Rocky Dundas).
DECEMBER 29	Acquired Russ Anderson and an eighth-round draft pick in 1983 (Chris DuPerron) for Rick MacLeish.

1982

JANUARY 12	Acquired Michel Plasse and a 1983 fourth-round draft pick (Ron Chyzowski) from the Quebec Nordiques for John Garrett.
JANUARY 29	Traded Rob McClanahan to New York Rangers for a 10th-round 1983 draft pick (Reine Karlsson).
JUNE 2	Named Larry Kish head coach; Larry Pleau to remain director of hockey operations.
AUGUST 19	Acquired Greg Adams and Ken Linseman from Philadelphia along with the Flyers' first-round draft choice in 1983 (David A. Jensen) for Mark Howe; Obtained Risto Siltanen and Brent Loney from Edmonton for Ken Linseman and Don Nachbaur.
AUGUST 28	Signed Bob Sullivan as a free agent.
SEPTEMBER 17	Signed Archie Henderson as a free agent.

OCTOBER 3	Acquired Mark Johnson and Kent-Erik Anderson from the Minnesota North Stars for a 1984 fifth-round draft choice (Jiri Poner) and future considerations (Jordy Douglas); Obtained Ed Hospodar from the New York Rangers for Kent-Erik Anderson.
OCTOBER 15	Obtained Merlin Malinowski and the rights to Scott Fusco from the New Jersey Devils for Gary Howatt and Rick Meagher.
OCTOBER 22	Acquired Paul Marshall from Toronto Maple Leafs for a 1983 10th-round draft pick (Greg Rolston).
DECEMBER 3	Acquired Pierre Lacroix from the Quebec Nordiques for Blake Wesley.
DECEMBER 24	Signed Randy Pierce as a free agent.

1983

JANUARY 24	Larry Pleau assumes head coaching duties from Larry Kish.
MARCH 7	John Cuniff named head coach.
MAY 2	Named Emile Francis president and general manager; Larry Pleau named assistant general manager.
JULY 3	Acquired Joel Quenneville and Richie Dunn from Calgary Flames for Mickey Volcan.
JULY 4	Acquired Norm Dupont from Winnipeg Jets for a fourth-round pick (Chris Mills).
JULY 7	Named Jack Evans head coach.
SEPTEMBER 18	Acquired Steve Stoyanovich from the New York Islanders for a 1985 fifth-round pick (Tommy Hedland).
SEPTEMBER 29	Signed Marty Howe as a free agent.
OCTOBER 1	Acquired Greg Malone from Pittsburgh Penguins for a third-round 1985 draft pick (Bruce Racine).
OCTOBER 2	Signed free agent Paul Fenton.
OCTOBER 3	Claimed Mike Zuke, Bob Crawford and Mike Crombeen from St. Louis Blues in NHL Waiver Draft.
OCTOBER 4	Acquired Torrie Robertson from the Washington Capitals for Greg Adams.
NOVEMBER 10	Acquired Ed Staniowski from Winnipeg Jets for Mike Veisor.
DECEMBER 17	Signed Reid Bailey as a free agent.

1984

JANUARY 21	Signed Tony Currie as a free agent after release from Vancouver Canucks.
FEBRUARY 27	Obtained Scot Kleinendorst from the New York Rangers for Blaine Stoughton.
FEBRUARY 29	Signed Dave Tippett as a free agent.
MARCH 1	Signed Mark Fusco as a free agent.
MARCH 3	Acquired Jack Brownschidle off waivers from St. Louis Blues.
MAY 29	Acquired Brad Shaw from the Detroit Red Wings for a 1984 eighth-round draft pick (Lars Karlsson).
SEPTEMBER 6	Acquired Steve Weeks from the New York Rangers for a 1986 third-round draft pick (Shaun Clauston).
OCTOBER 9	Acquired Wally Weir from Quebec Nordiques and Dave Lumley from Edmonton Oilers in NHL Waiver Draft.
NOVEMBER 16	Acquired Pat Boutette from the Pittsburgh Penguins for the rights to Ville Siren.

1985

FEBRUARY 22	Acquired Mike Liut and future considerations (Jorgen Pettersson) from the St. Louis Blues for Greg Millen and Mark Johnson.
MARCH 12	Acquired Peter Sidorkiewicz and Dean Evason from the Washington Capitals for David A. Jensen.
SEPTEMBER 17	Signed John Newberry as a free agent.
OCTOBER 7	Obtained Stewart Gavin from Toronto Maple Leafs for Chris Kotsopoulos.
OCTOBER 8	Purchased Tim Bothwell from the St. Louis Blues.
NOVEMBER 21	Acquired Dave Babych from the Winnipeg Jets for Ray Neufeld.
DECEMBER 6	Acquired Doug Jarvis from the Washington Capitals for Jorgen Pettersson.

1986

JANUARY 17	Acquired Wayne Babych from the Quebec Nordiques for Greg Malone.
FEBRUARY 3	Obtained Bill Gardner from the Chicago Blackhawks for a 1987 third-round draft pick (Mike Dagenais).
MARCH 8	Acquired John Anderson from the Quebec Nordiques for Risto Siltanen.
MARCH 11	Acquired Mike McEwen from the New York Rangers for Bob Crawford.
OCTOBER 7	Acquired Yves Courteau from Calgary Flames for Mark Paterson.
OCTOBER 9	Claimed Gord Sherven from Edmonton Oilers in NHL Waiver Draft.
OCTOBER 21	Acquired Dave Barr from St. Louis Blues for Tim Bothwell.
DECEMBER 11	Acquired Dave Semenko from the Edmonton Oilers for a third-round 1988 draft choice (Trevor Sim).

1987

JANUARY 12	Acquired Randy Ladouceur from Detroit Red Wings for Dave Barr.
MARCH 10	Acquired Pat Hughes from St. Louis Blues for a 1987 10th-round draft choice (Andy Ciesarski).
JULY 27	Signed free agents Roger Kortko and Tom Martin.
SEPTEMBER 8	Acquired Bill Root from the Toronto Maple Leafs for Dave Semenko.
OCTOBER 5	Acquired Mark Reeds from the St. Louis Blues for a third-round pick in 1989 draft (later upgraded to a 1989 second-round pick in Charles Bourgeois deal – Rick Corriveau); Acquired Brent Peterson from the Vancouver Canucks in the 1987 waiver draft.
OCTOBER 15	Signed Dave Williams as a free agent.

1988

JANUARY 3	Acquired Neil Sheehy, Carey Wilson, and the rights to Lane MacDonald from the Calgary Flames for Dan Murzyn and Shane Churla.
JANUARY 22	Acquired Lindsay Carson from the Philadelphia Flyers for Paul Lawless.
FEBRUARY 7	Named Larry Pleau head coach, replacing Jack Evans.
FEBRUARY 27	Signed Mike McEwen as a free agent.
MARCH 8	Acquired Charlie Bourgeois and a second-round draft pick in 1989 (Blair Atcheynum) from St. Louis Blues for a 1989 second-round draft selection (Rick Corriveau); Acquired Richard Brodeur from the Vancouver Canucks for Steve Weeks.
MAY 15	Signed Mike Tomlak as a free agent.
JUNE 14	Signed Ross McKay as a free agent.
JUNE 20	Donald Conrad and Richard Gordon purchased the Hartford Whalers.
JULY 6	Acquired Ed Kastelic and Grant Jennings from Washington Capitals for Mike Millar and Neil Sheehy.
AUGUST 3	Signed Allan Tuer as a free agent.
NOVEMBER 29	Claimed Pat Martin off of waivers from Minnesota North Stars.
DECEMBER 26	Acquired Don Maloney, Brian Lawton, and Norm MacIver from the New York Rangers for Carey Wilson and a fifth-round draft choice in 1990 (Lubos Rob).

1989

MARCH 6	Acquired Jim Thomson from Washington Capitals for Scot Kleinendorst.
MARCH 7	Acquired Jim Pavese from Detroit Red Wings for Torrie Robertson.
MAY 11	Named Ed Johnston vice president and general manager.
MAY 12	Named Richard Gordon managing general partner, replacing Don Conrad.
MAY 16	Fired Larry Pleau as head coach.
JUNE 7	Named Rick Ley head coach.
JUNE 17	Acquired Pat Verbeek from New Jersey Devils for Sylvain Turgeon.
JULY 20	Named Brent Peterson assistant coach.
SEPTEMBER 13	Signed Daryl Reaugh as a free agent.
OCTOBER 2	Acquired Bo Mikael Andersson from Buffalo Sabres in the 1989 NHL Waiver Draft for \$30,000.
OCTOBER 7	Acquired Mike Berger from Minnesota North Stars for the rights to Kevin Sullivan.
OCTOBER 10	Acquired Jim Ennis from Edmonton Oilers for Norm MacIver.
OCTOBER 16	Signed Steve Dykstra as a free agent.
OCTOBER 31	Acquired Chris Cichocki from New Jersey Devils for Jim Thomson.
DECEMBER 13	Acquired Randy Cunneynworth from the Winnipeg Jets for Paul MacDermid.

1990

MARCH 3	Acquired Jeff Sirkka from Boston Bruins for Steve Dykstra.
MARCH 5	Acquired Yvon Corriveau from the Washington Capitals for Mike Liut.
MARCH 11	Acquired Cam Brauer from the Edmonton Oilers for Marc Laforge.
JULY 9	Traded Jody Hull to the New York Rangers for Carey Wilson and future considerations.
JULY 16	Signed John Stevens as a free agent.
OCTOBER 1	Traded Dave Tippett to the Washington Capitals for a sixth-round draft pick in 1992 (Jarret Reid); Signed free agent Paul Cyr.
OCTOBER 3	Traded Joel Quenneville to the Washington Capitals for cash.
OCTOBER 7	Signed Todd Richards as a free agent.
OCTOBER 31	Acquired Marc Bergevin from the New York Islanders for a fifth-round choice in 1992 (Ryan Duthie).
NOVEMBER 13	Acquired Doug Crossman from the New York Islanders for Ray Ferraro.
DECEMBER 21	Acquired Rob Brown from the Pittsburgh Penguins for Scott Young.

1991

FEBRUARY 20	Acquired Doug Houda from the Detroit Red Wings for Doug Crossman.
MARCH 4	Acquired John Cullen, Zarley Zalapski and Jeff Parker from the Pittsburgh Penguins for Ron Francis, Ulf Samuelsson and Grant Jennings.
MARCH 5	Acquired Mark Hunter from the Calgary Flames for Carey Wilson.
MAY 29	Fired head coach Rick Ley.
JUNE 7	Named Jim Roberts head coach.
AUGUST 26	Acquired Paul Fenton from the Calgary Flames for a 1992 sixth-round draft pick (Joel Bouchard).
SEPTEMBER 4	Signed Mario Gosselin as a free agent.

SEPTEMBER 5	Signed Barry Pederson as a free agent.
SEPTEMBER 8	Traded Sylvain Cote to the Washington Capitals for a 1992 second-round draft pick (Andrei Nikolishin).
SEPTEMBER 17	Acquired Andrew Cassels from the Montreal Canadiens for a 1992 second-round draft pick (Valeri Bure).
OCTOBER 2	Acquired Dan Kecmer from the San Jose Sharks for Dean Evason.
OCTOBER 3	Acquired Lee Norwood from the New Jersey Devils for future considerations.
OCTOBER 4	Traded Todd Krygier to the Washington Capitals for 1993 fourth-round draft pick (later traded to the Calgary Flames, who selected Jason Smith).
OCTOBER 18	Traded Paul Fenton to the San Jose Sharks for Mike McHugh.
NOVEMBER 13	Acquired Murray Craven and a 1992 fourth-round draft pick (Kevin Smyth) from the Philadelphia Flyers for Kevin Dineen; Traded Lee Norwood to St. Louis Blues for future considerations.
NOVEMBER 21	Acquired Jukka Suomalainen from the Minnesota North Stars to complete a draft-day deal (June 22, 1991) in which Minnesota obtained Hartford's fifth round pick (Mike Kennedy) for future considerations.
DECEMBER 20	Acquired Daniel Shank from the Detroit Red Wings for Chris Tancill.

1992

JANUARY 24	Acquired Steve Konroyd from the Chicago Blackhawks for Rob Brown.
JANUARY 27	Acquired Paul Gillis from the Chicago Blackhawks for future considerations.
MARCH 10	Acquired Frank Pietrangelo from the Pittsburgh Penguins for 1994 third and seventh-round draft picks (Sven Butenschon, Serge Aubin).
MAY 12	Fired Ed Johnston as vice president and general manager.
MAY 26	Named Brian Burke general manager.
JUNE 15	Acquired Nick Kypreos from the Washington Capitals for Mark Hunter and Yvon Corriveau; Paul Holmgren named head coach; Traded Brad Shaw to the New Jersey Devils for cash.
JUNE 16	Acquired Allen Pedersen from the Minnesota North Stars for a conditional 1993 draft pick (Rick Mrozik).
JUNE 24	Signed Jim Agnew to a free agent contract.
JULY 8	Acquired Tim Kerr from the New York Rangers for a 1993 seventh-round pick (Sergei Kondrashkin).
AUGUST 20	Traded Yvon Corriveau to the Washington Capitals to complete Nick Kypreos trade.
AUGUST 28	Acquired Sean Burke and Eric Weinrich from New Jersey Devils for Bobby Holik, a 1993 second-round draft pick (Jay Pandolfo) and future considerations.
SEPTEMBER 3	Acquired Mark Janssens from the Minnesota North Stars for James Black.
SEPTEMBER 14	NHL arbitrator K. Allen Hinnegan accepts proposal of a third (Sven Butenschon) and a seventh-round draft choice (Serge Aubin) in the 1994 Entry Draft as the future considerations for Frank Pietrangelo.
OCTOBER 1	Acquired Corrie D'Alessio and a 1993 fifth-round choice (later traded back to the Vancouver Canucks in Murray Craven trade) from the Vancouver Canucks for Kay Whitmore.
OCTOBER 9	Traded Michel Picard to the San Jose Sharks for future considerations.
OCTOBER 30	Named Tom Rowe director of hockey operations.
NOVEMBER 21	Acquired Jamie Leach off waivers from the Pittsburgh Penguins.
NOVEMBER 24	Traded John Cullen to the Toronto Maple Leafs for a second-round pick in 1993 (later traded to San Jose – Vlastimil Kroupa).

1993

JANUARY 21	Acquired Yvon Corriveau from the San Jose Sharks as the future considerations for Michel Picard.
MARCH 22	Acquired Robert Kron, a conditional draft pick (Marek Malik), and future considerations (Jim Sandlak) from the Vancouver Canucks for Murray Craven and a 1993 fifth-round draft choice (Scott Walker); Acquired a sixth-round draft pick from the Detroit Red Wings (later traded back to Detroit – Tim Spitzig) for Steve Konroyd.
JUNE 1	Acquired Brad McCrimmon from the Detroit Red Wings for a 1993 fifth-round draft pick (pick had been previously acquired from Detroit in Steve Konroyd trade).
JUNE 20	Acquired Sergei Makarov from the Calgary Flames for future considerations.
JUNE 26	Traded first (Viktor Kozlov), second (Vlastimil Kroupa) and third-round draft picks (Ville Peltonen) in 1993 and future considerations (Sergei Makarov) to San Jose for the Sharks' first-round draft pick (second overall, Chris Pronger); Traded second-round draft pick (Jason Podollan) to Florida.
AUGUST 9	Signed free agents Jeff Bloemberg, Rob Corwie and Garth Premak.
SEPTEMBER 1	Brian Burke resigns as president and general manager to take the position of senior vice president and director of hockey operations for the NHL.
SEPTEMBER 8	Named Paul Holmgren general manager/head coach.
OCTOBER 4	Signed Brian Propp as a free agent.

TRADES AND ACQUISITIONS

NOVEMBER 2	Acquired Bryan Marchment and Steve Larmer from the Chicago Blackhawks for Patrick Poulin and Eric Weinrich; Acquired Darren Turcotte and James Patrick from the New York Rangers for Nick Kypreos, Barry Richter, Steve Larmer and a sixth-round draft choice (Yuri Litvinov).
NOVEMBER 3	Acquired Marc Potvin from the Los Angeles Kings for Doug Houda; Acquired Bob McGill off waivers from the New York Islanders.
NOVEMBER 10	Traded Martin Hamrik to the St. Louis Blues for future considerations.
NOVEMBER 16	Paul Holmgren resigns as head coach to concentrate on general manager duties. Pierre McGuire named head coach.
NOVEMBER 19	Acquired Jeff Reese from the Calgary Flames for Dan Kecmer and future considerations.
DECEMBER 16	Acquired Alexander Godynnyuk from the Florida Panthers for Jim McKenzie.

1994

JANUARY 24	Acquired Todd Harkins from the Calgary Flames for Scott Morrow.
JANUARY 25	Acquired Ted Crowley from the Toronto Maple Leafs for Mark Greig and a 1995 sixth-round draft pick (Doug Bonner).
MARCH 10	Acquired Gary Suter, Ted Drury and Paul Ranheim from the Calgary Flames in exchange for Zarley Zalapski, James Patrick and Michael Nylander.
MARCH 11	Acquired Frantisek Kucera and Jocelyn Lemieux from the Chicago Blackhawks for Gary Suter, Randy Cunneynworth and a 1995 third-round draft choice (later traded to Vancouver – Larry Courville).
MARCH 18	Traded Ken Belanger to the Toronto Maple Leafs for a 1994 ninth-round draft choice (Matt Ball).
JUNE 28	NHL Board of Governors approve the sale of the Hartford Whalers to Peter Karmanos Jr., Thomas Thewes and Jim Rutherford; Rutherford named chief operating officer, president and general manager; Paul Holmgren named head coach; Steve Martins acquired in supplemental draft; Signed free agent Jeff Chychrun.
JULY 13	Signed free agent Jimmy Carson to a multi-year contract.
AUGUST 18	Signed free agent Steve Rice to a multi-year contract.
AUGUST 26	Acquired Glen Wesley from the Boston Bruins for first-round draft picks in the 1995 (Kyle McLaren), 1996 (Jonathan Aitken) and 1997 (Sergei Samsonov) NHL Entry Drafts.
AUGUST 30	Edmonton awarded Bryan Marchment as compensation for signing of Steve Rice.

1995

JANUARY 18	Selected Kelly Chase and Brian Glynn in NHL Waiver Draft.
MARCH 23	Acquired Glen Featherstone, Michael Stewart, a 1995 first-round draft pick (Jean-Sebastien Giguere) and a 1996 fourth-round draft pick (Steve Wasylko) from the New York Rangers for Pat Verbeek.
MAY 31	Acquired fourth-round draft pick (Sami Kapanen) from the Los Angeles Kings for Jan. Vopat.
JULY 27	Brendan Shanahan acquired from the St. Louis Blues for Chris Pronger.
JULY 31	Acquired Jeff Bess off waiver wire from the Dallas Stars.
AUGUST 1	Signed free agent Gerald Diduck to a multi-year contract.
AUGUST 28	Signed free agents Todd Sparkes and David Williams.
OCTOBER 6	Acquired Nelson Emerson from the Winnipeg Jets for Darren Turcotte; Jason Muzzatti claimed off waivers from the Calgary Flames.
NOVEMBER 6	Fired Paul Holmgren as head coach; Named Paul Maurice head coach.
NOVEMBER 29	Dan Kesa acquired from the Dallas Stars for Robert Petrovicky.
DECEMBER 1	Jeff Reese traded to the Tampa Bay Lightning for a 1996 ninth-round draft pick (Askhat Rakhmatullin).
DECEMBER 20	Acquired Jim Dowd and a 1997 second-round draft pick (later traded to Calgary in Steve Chiasson trade, Flames selected – Dmitri Kokorev) from the New Jersey Devils for Jocelyn Lemieux and a 1998 second-round draft pick; Jeff Brown and a 1998 third-round draft pick (later traded to Calgary in Steve Chiasson trade – Paul Manning) acquired from the Vancouver Canucks for Jim Dowd, Frantisek Kucera and a 1997 second-round draft pick (Ryan Bonni).
DECEMBER 28	Acquired Kevin Dineen from the Philadelphia Flyers for a 1997 seventh-round draft pick (later re-acquired from Philadelphia in Paul Coffey trade – Andrew Merrick).

1996

OCTOBER 1	Kent Manderville signed to a one-year contract following training camp tryout; Acquired Kevin Brown from the Mighty Ducks of Anaheim for Espen Knutsen.
OCTOBER 9	Acquired Paul Coffey, Keith Primeau and a 1997 first-round draft pick (Nikos Tselios) from the Detroit Red Wings in exchange for Brendan Shanahan and Brian Glynn.
OCTOBER 12	Acquired Stu Grimson off waivers from the Detroit Red Wings.
NOVEMBER 9	Acquired Curtis Leschyshyn from the Washington Capitals for Andrei Nikolishin.

DECEMBER 15	Acquired Kevin Haller, a 1997 first-round draft pick (traded on draft day 1997 – June 21 – to San Jose [Scott Hannan] for San Jose's 1997 second-round draft pick [Brad DeFauw] and 1998 third-round draft pick [Erik Cole]), and Philadelphia's 1997 seventh-round draft pick (Andrew Merrick) for Paul Coffey and a 1997 third-round draft pick (Kris Mallette).
-------------	--

1997

MARCH 5	Acquired Steve Chiasson and a 1997 third-round draft pick (Francis Lessard) from the Calgary Flames for Glen Featherstone, Hnat Domenichelli, a 1997 second-round draft pick (Dimitri Kokorev) and a 1998-third round draft pick (Paul Manning).
MARCH 18	Acquired Bates Battaglia and a 1998 fourth-round draft pick (Josef Vasicek) from the Mighty Ducks of Anaheim for Mark Janssens; Acquired a 1998 eighth-round draft pick (Jaroslav Svoboda) from the Toronto Maple Leafs for Kelly Chase; Acquired Chris Murray from the Phoenix Coyotes for Gerald Diduck; Acquired Derek King from the New York Islanders for a 1997 fifth-round draft pick (Adam Edinger).
JUNE 27	Acquired Steve Leach from the St. Louis Blues for Alexander Godynnyuk and a 1998 sixth-round draft pick (Brad Voth).
JULY 25	Acquired Enrico Ciccone from the Chicago Blackhawks for Ryan Risdore and a 1998 fifth-round draft pick (later traded to Toronto – Morgan Warren).
AUGUST 8	Traded Jason Muzzatti to New York Rangers for a 1998 fourth-round draft pick (Tommy Westlund).
AUGUST 11	Signed free agent Pat Jablonski.
AUGUST 14	Signed free agent Mike Fountain.
AUGUST 25	Acquired Gary Roberts and Trevor Kidd from the Calgary Flames in exchange for Andrew Cassels and Jean-Sebastien Giguere.
NOVEMBER 18	Acquired defenseman Sean Hill from the Ottawa Senators in exchange for Chris Murray.

1998

JANUARY 2	Traded Jeff Brown to the Toronto Maple Leafs in exchange for a 1999 fourth-round draft pick (pick later traded to Nashville along with future considerations for Eric Fichaud; Nashville selected Yevgeny Pavlov).
JANUARY 3	Acquired Martin Gelin and Kirk McLean from the Vancouver Canucks in exchange for Sean Burke, Geoff Sanderson and Enrico Ciccone.
MARCH 2	Signed Mark McMahon to a multi-year contract.
MARCH 24	Acquired Ray Sheppard from the Florida Panthers in exchange for Kirk McLean.
MARCH 30	Signed Greg Koehler as a free agent.
JUNE 1	Acquired Randy Petruk from the Colorado Avalanche for a 1999 fifth-round draft pick (William Magnuson).
JULY 8	Signed 1998 fourth-round draft pick Tommy Westlund to a contract.
JULY 13	Signed Ron Francis as a free agent.
JULY 31	Acquired a conditional draft pick in the 1999 NHL Entry Draft from the Los Angeles Kings for Manny Legace.
AUGUST 11	Acquired David Karp and fourth-round draft pick in 2000 from the Mighty Ducks of Anaheim for Stu Grimson and Kevin Haller.
SEPTEMBER 10	Signed Arturs Irbe as a free agent.
DECEMBER 29	Acquired Paul Coffey from Chicago Blackhawks for Nelson Emerson.

1999

MARCH 6	Acquired Andrei Kovalenko from the Philadelphia Flyers for Adam Burt; Assistant coach Tom Webster named head coach of the Windsor Spitfires of the Ontario Hockey League (OHL).
MAY 26	Acquired a 1999 eighth-round draft pick (Antti Jokela) from the Philadelphia Flyers in exchange for prospect Francis Lessard.
JUNE 1	Signed 1997 first-round draft pick Nikos Tselios to multi-year contract.
JUNE 22	Head coach Paul Maurice signed to a three-year contract; Assistant coaches Randy Ladouceur and Kevin McCarthy each signed three-year contracts.
JUNE 25	Goaltender Trevor Kidd selected by the Atlanta Thrashers in the 1999 NHL Expansion Draft.
JUNE 26	Carolina selected David Tanabe with their first-round pick (16th overall) in the 1999 NHL Entry Draft (16th overall); Acquired goaltender Eric Fichaud from the Nashville Predators in exchange for Carolina's 1999 fourth-round draft pick (Yevgeny Pavlov) and future considerations.
JULY 15	Signed Josef Vasicek to multi-year contract.
AUGUST 4	Agreed to one-year contract with defenseman Steve Bancroft.
AUGUST 7	Agreed to contract terms with goaltender Mark Fitzpatrick.
AUGUST 31	Agreed to one-year contracts with Eric Dandenault, Jeff Daniels, Gilbert Dionne and Todd Simon.
OCTOBER 2	Signed David Tanabe to a three-year contract and Mike Rucinski to a one-year contract.

2000

JANUARY 23	Acquired Rod Brind'Amour, Jean-Marc Pelletier and a 2000 second-round draft pick (later traded to Colorado in Sandis Ozolinsh trade – Argis Saviels) from the Philadelphia Flyers in exchange for Keith Primeau and a 2000 fifth-round pick (later transferred to the NY Islanders – Kristofer Ottoson).
FEBRUARY 11	Eric Fichaud claimed off waivers by the Montreal Canadiens.
MARCH 14	Acquired Sandy McCarthy from the Philadelphia Flyers in exchange for Kent Manderville.
MARCH 26	Signed 1998 third-round draft pick Erik Cole to a multi-year contract.
MAY 18	Agreed to terms with 1998 draft picks Jaroslav Svoboda and Brent McDonald.
MAY 31	Signed defenseman Shaun Fisher to a multi-year contract. Traded Paul Ranheim to the Philadelphia Flyers for a 2002 eighth-round draft pick.
JUNE 2	Agreed to terms with 1998 draft pick Jeff Heerema.
JUNE 24	Acquired defenseman Sandis Ozolinsh and a 2000 second-round pick (Tomas Kurka) from the Colorado Avalanche in exchange for Nolan Pratt, a first-round draft pick (Vaclav Nedorost) and two second-round draft picks (Jared Aulin, Argis Saviels) in 2000.
JUNE 25	Acquired a 2000 fourth-round pick (Niclas Wallin) from the Atlanta Thrashers in exchange for a fourth-round draft pick (Blake Robson), a fifth-round draft pick (Matt McRae) and an eighth-round draft pick (Eric Bown) in 2000.
JULY 24	Agreed to terms on a five-year contract with defenseman Sandis Ozolinsh.
JULY 31	Signed free agent defenseman Kevin Hatcher.
AUGUST 4	Acquired forwards Rob DiMaio and Darren Langdon from the New York Rangers in exchange for Sandy McCarthy and a 2001 fourth-round draft pick; Signed forward Martin Gelas to a contract extension.
AUGUST 9	Signed free agent goaltender Tyler Moss.

2001

MARCH 1	Acquired forward Scott Pellerin from the Minnesota Wild for a third-round draft pick in the 2001 Entry Draft (later traded to NY Rangers – Garth Murray), the rights to forward Ashkat Rakhmatullin and future considerations.
JUNE 1	Signed forward Brett Lysak to a multi-year contract.
JUNE 24	Acquired forward Chris Dingman from the Colorado Avalanche in exchange for a 2001 fifth-round draft pick (Mikko Vitanen).
JUNE 24	Acquired a 2001 fourth-round draft pick (Rob Zepp) from the Philadelphia Flyers in exchange for a 2002 third-round pick (later re-acquired by Carolina – Jesse Lane).
JULY 9	Acquired defenseman Aaron Ward from the Detroit Red Wings in exchange for a future second-round draft pick, which Detroit used in 2002 (Jiri Hudler).
JULY 11	Agreed to terms with forward Chris Dingman on a one-year contract.
JULY 15	Signed defenseman Igor Knyazev to a three-year contract.
JULY 17	Signed goaltender Tom Barrasso to a one-year contract.
SEPTEMBER 28	Claimed forward Josh Holden from the Vancouver Canucks in the NHL Waiver Draft.
OCTOBER 5	Signed forward Michael Zigomanis, goaltender Rob Zepp and forward Ryan Murphy to multi-year contracts.
OCTOBER 25	Forward Josh Holden claimed off waivers by the Vancouver Canucks.
DECEMBER 5	Acquired defenseman Sean Hill from the St. Louis Blues in exchange for defenseman Steve Halko and a 2002 fourth-round pick (Lane Manson).
DECEMBER 27	Acquired defenseman Kaspars Astashenko from the Tampa Bay Lightning in exchange for defenseman Harlan Pratt.

2002

JANUARY 16	Acquired defenseman Bret Hedican, forward Kevyn Adams and defenseman Tomas Malec from the Florida Panthers in exchange for defenseman Sandis Ozolinsh and forward Byron Ritchie.
MARCH 5	Acquired goaltender Kevin Weekes from the Tampa Bay Lightning in exchange for forwards Chris Dingman and Shane Willis.
MARCH 20	Signed forward Ryan Bayda to a three-year contract.
APRIL 10	Signed defenseman Tomas Malec to a three-year contract.
JUNE 16	Signed General Manager Jim Rutherford to a multi-year contract.
JUNE 18	Signed Head Coach Paul Maurice and Assistant Coaches Randy Ladouceur and Kevin McCarthy to multi-year contracts.
JULY 9	Signed goaltender Daniel Boisclair to a three-year contract.
JULY 16	Signed defenseman Ed Hill to a three-year contract and defenseman Ryan Bast to a one-year contract.
JULY 24	Signed forward Brad Defauw to a two-year contract.
AUGUST 5	Signed defenseman Steve Halko to a one-year contract.
AUGUST 9	Signed forward Mike Watt to a one-year contract.
NOVEMBER 1	Acquired forward Jan. Hlavac and forward Harold Druken from the Vancouver Canucks in exchange for defenseman Marek Malik and forward Darren Langdon.

DECEMBER 11	Forward Harold Druken claimed off of waivers by the Toronto Maple Leafs.
DECEMBER 30	Goaltender Patrick Desrochers acquired from the Phoenix Coyotes in exchange for goaltender Jean-Marc Pelletier.

2003

JANUARY 17	Claimed forward Harold Druken off of waivers from the Toronto Maple Leafs.
FEBRUARY 7	Acquired forward Pavel Brendl and defenseman Bruno St. Jacques from Philadelphia in exchange for forward Sami Kapanen and defenseman Ryan Bast.
MARCH 9	Acquired a second-round draft pick in 2004 (later traded to Columbus – Kyle Wharton) from Toronto in exchange for defenseman Glen Wesley.
MARCH 11	Acquired forward Radim Vrbata from Colorado in exchange for forward Bates Battaglia.
MARCH 24	Signed defenseman Brad Fast to a multi-year contract.
MAY 29	Acquired defenseman Allan Rourke from Toronto in exchange for Harold Druken and Jeff Daw.
JUNE 21	Acquired defenseman Danny Markov and a third-round pick in the 2005 NHL Entry Draft from Phoenix in exchange for David Tanabe and Igor Knyazevs.
JUNE 22	Acquired forward Marty Murray from Philadelphia in exchange for a sixth-round pick in the 2004 NHL Entry Draft (Frederik Cabana).
JULY 2	Signed free agent forward Joey Tetarenko to a one-year contract.
JULY 8	Signed free agent defenseman Glen Wesley to a one-year contract.
JULY 16	Acquired defenseman Bob Boughner from Calgary in exchange for a fourth-round pick in the 2004 NHL Entry Draft (Kristopher Hogg) and future considerations.
AUGUST 6	Signed free agent forward Chad LaRose to a three-year contract.
SEPTEMBER 30	Forward Jeff Heerema claimed off of waivers by the NY Rangers.
OCTOBER 3	Signed goaltender Jamie Storr to a one-year contract. Selected goaltender Jani Hurme in the NHL Waiver Draft and traded him to Atlanta for a fourth-round pick in 2004 (Brett Carson).
OCTOBER 6	Signed forward Eric Staal to a three-year contract.
NOVEMBER 23	Forward Jeff Daniels retired as a player and joined the Hurricanes front office in a prospect and player development capacity.
DECEMBER 15	Named Peter Laviolette head coach and Kevin McCarthy and Jeff Daniels assistant coaches. Relieved Paul Maurice, Randy Ladouceur and Don Edwards of their coaching duties.

2004

JANUARY 8	Randy Ladouceur joined the front office in a prospect and player development capacity.
JANUARY 20	Acquired forward Justin Williams from Philadelphia in exchange for defenseman Danny Markov.
FEBRUARY 20	Acquired defenseman Chris Behan and Washington's third-round pick in 2004 (Casey Borer) from Colorado in exchange for defenseman Bob Boughner.
MARCH 9	Traded forward Ron Francis to Toronto in exchange for a fourth-round pick in 2005.
MAY 6	Extended the team's affiliation agreement with Lowell (AHL) through the 2008-09 season; Lowell (AHL) coach Ron Smith announced retirement. Tom Rowe named head coach and general manager for Lowell.
MAY 13	Agreed to terms with goaltender Cam Ward on a multi-year contract.
MAY 21	Named Ron Smith a professional scout for the team.
JUNE 16	Traded goaltender Arturs Irbe to Columbus for future considerations.
JUNE 18	Acquired goaltender Martin Gerber from Anaheim in exchange for defenseman Tomas Malec and a third-round pick in the 2004 draft (Kyle Klubertanz).
JUNE 26	Acquired the fourth overall pick in the first round of the 2004 Entry Draft (Andrew Ladd) from Columbus in exchange for the eighth overall pick in the first round (Alexandre Picard) and a second-round pick (Kyle Wharton).
JUNE 29	Traded forward Jaroslav Svoboda to Dallas in exchange for a fourth-round pick in the 2005 Entry Draft.
JULY 15	Signed free agent defenseman Frantisek Kaberle to a two-year contract.
AUGUST 5	Signed free agent forward Matt Cullen to a one-year contract.
AUGUST 6	Signed goaltender Craig Kowalski to a two-year contract.
AUGUST 11	Signed free agent forwards Colin Forbes and Gordie Dwyer to one-year contracts.
SEPTEMBER 15	Signed defenseman Danny Richmond to a three-year contract.

2005

JULY 28	Signed goaltender Kevin Nastiuk to a multi-year contract.
JULY 29	Acquired defenseman Mike Commodore from Calgary in exchange for a third-round pick in the 2005 Entry Draft.
JULY 29	Acquired defenseman Andrew Hutchinson from Nashville in exchange for a third-round pick in the 2005 Entry Draft.
JULY 30	Traded forward Jeff O'Neill to the Toronto Maple Leafs in exchange for a conditional pick in the 2006 Entry Draft.
AUGUST 2	Signed forward Cory Stillman to a three-year contract.

TRADES AND ACQUISITIONS

AUGUST 4 Signed defenseman Oleg Tverdokovsky to a three-year contract.
 AUGUST 4 Signed forwards Keith Aucoin and David Gove to one-year contracts.
 AUGUST 6 Signed forward Ray Whitney to a two-year contract.
 AUGUST 16 Signed defenseman Glen Wesley to a one-year contract.
 AUGUST 16 Signed defenseman Chris Hajt to a one-year contract.
 AUGUST 24 Signed forward Niklas Nordgren to a one-year contract.
 SEPTEMBER 15 Signed forward Vince Bellissimo to a two-year contract.
 SEPTEMBER 27 Signed forward Andrew Ladd to a three-year contract.
 OCTOBER 3 Acquired forward Craig Adams from the Mighty Ducks of Anaheim in exchange for defenseman Bruno St. Jacques.
 OCTOBER 4 Signed forward Kevin Estrada to a two-year contract.
 DECEMBER 28 Acquired forward Stephen Peat from Washington in exchange for forward Colin Forbes; Assigned Peat to Lowell (AHL).
 DECEMBER 28 Acquired forward Krystofer Kolanos from the Phoenix Coyotes in exchange for forward Pavel Brendl.
 DECEMBER 29 Traded forward Radim Vrbata to Chicago for future considerations.

2006

JANUARY 20 Acquired defenseman Anton Babchuk and Chicago's fourth-round pick in 2007 from Chicago in exchange for defenseman Danny Richmond and Columbus' fourth-round pick in 2006.
 JANUARY 30 Acquired forward Doug Weight and forward Erkki Rajamaki from the St. Louis Blues in exchange for forwards Jesse Boulerice, Mike Zigomanis and Magnus Kahnberg, Carolina's first-round pick in the 2006 Entry Draft, Toronto's fourth-round pick in the 2006 Entry Draft and Chicago's fourth-round pick in 2007.
 MARCH 9 Acquired forward Mark Recchi from Pittsburgh in exchange for forward Niklas Nordgren, forward Krystofer Kolanos and a second-round pick in the 2007 NHL Entry Draft.
 JULY 1 Signed goaltender John Grahame to a two-year contract.
 JULY 6 Signed forward Trevor Letowski to a two-year contract.
 JULY 7 Signed forward Patrick Dwyer to a two-year contract.
 JULY 11 Signed forward Mike Angelidis to a three-year contract.
 JULY 14 Signed defenseman Derrick Walser to a one-year contract.
 JULY 18 Acquired forward Scott Walker from the Nashville Predators in exchange for forward Josef Vasicek. Signed forward Shane Willis to a one-year contract.
 JULY 20 Signed defenseman J.D. Forrest to a one-year contract.
 AUGUST 2 Signed forward Jesse Boulerice to a one-year contract.
 AUGUST 4 Signed forward Ryan Bayda to a one-year contract.
 AUGUST 24 Signed forward Joe Barnes to a three-year contract.
 AUGUST 29 Signed defenseman David Tanabe to a one-year contract.
 AUGUST 30 Signed forward Brad Isbister to a one-year contract.
 AUGUST 31 Signed forward Stephen Peat to a one-year contract.
 SEPTEMBER 29 Acquired forward Eric Belanger and defenseman Tim Gleason from the Los Angeles Kings in exchange for defenseman Oleg Tverdokovsky and the rights to defenseman Jack Johnson.
 NOVEMBER 21 Acquired forward Jakub Petruzalek and a conditional draft pick in 2008 from the New York Rangers in exchange for forward Brad Isbister.
 NOVEMBER 29 Acquired defenseman Mark Flood from the Columbus Blue Jackets in exchange for defenseman Derrick Walser.

2007

JANUARY 8 Acquired defenseman Dennis Seidenberg from the Phoenix Coyotes in exchange for forward Kevyn Adams.
 FEBRUARY 23 Acquired forward Anson Carter from the Columbus Blue Jackets in exchange for a fifth-round pick in 2008.
 MARCH 26 Signed defenseman Noah Babin to a two-year contract.
 APRIL 3 Signed forward Nicolas Blanchard to a three-year contract.
 APRIL 10 Signed forward Bobby Hughes to a three-year contract.
 APRIL 13 Signed forward Ray Whitney to a three-year contract.
 MAY 17 Signed defenseman Casey Borer to a two-year contract.
 MAY 18 Signed forward Jakub Petruzalek to a one-year contract.
 MAY 31 Signed goaltender Cam Ward to a three-year contract.
 JUNE 1 Signed defenseman Glen Wesley to a one-year contract.
 JUNE 20 Signed forward Scott Walker to a three-year contract.
 JUNE 23 Acquired goaltender Michael Leighton from the Montreal Canadiens in exchange for a seventh-round pick in 2007.
 JULY 1 Signed forward Jeff Hamilton to a two-year contract.
 JULY 2 Signed forward Jerome Samson to a three-year contract. Signed defenseman Joey Mormina, forward Trevor Gillies and forward Brandon Nolan to one-year contracts.
 JULY 3 Signed forward Ryan Bayda, forward/defenseman Wade Brookbank, defensemen Tim Conboy J.D. Forrest to one-year contracts.
 JULY 17 Acquired forward Matt Cullen from the New York Rangers in exchange for defenseman Andrew Hutchinson, forward Joe Barnes and a third-round pick in 2008.
 JULY 27 Signed goaltender Michael Leighton to a one-year contract.

2008

JANUARY 8 Claimed forward Sergei Samsonov on re-entry waivers from Chicago.
 JANUARY 17 Traded forward Craig Adams to the Chicago Blackhawks in exchange for future considerations.

JANUARY 31 Acquired forward Joe Jensen from Pittsburgh in exchange for forward David Gove.
 FEBRUARY 7 Traded defenseman J.D. Forrest to San Jose in exchange for future considerations.
 FEBRUARY 11 Acquired defenseman Joe Corvo and forward Patrick Eaves from Ottawa in exchange for defenseman Mike Commodore and forward Cory Stillman.
 FEBRUARY 26 Acquired forward Tuomo Ruutu from Chicago in exchange for forward Andrew Ladd.
 MARCH 26 Signed forward Brandon Sutter to a three-year contract.
 APRIL 16 Signed forward Sergei Samsonov to a three-year contract; Signed forward Stefan Chaput to a three-year, entry-level contract; Signed forward Nick Dodge to a two-year, entry-level contract.
 MAY 12 Signed defenseman Bryan Rodney to a one-year contract.
 MAY 15 Signed defenseman Brett Bellemore to a three-year, entry-level contract.
 MAY 19 Signed forward Harrison Reed to a three-year, entry-level contract.
 JUNE 4 Signed forward Patrick Eaves to a three-year contract.
 JUNE 5 Defenseman Glen Wesley announced his retirement as a player and became Hurricanes' director of defensemen development.
 JUNE 6 Signed goaltender Daniel Manzato to a one-year contract.
 JUNE 9 Named Jeff Daniels head coach/general manager of the Albany River Rats (AHL); Named Tom Rowe assistant coach of the Carolina Hurricanes.
 JUNE 11 Signed goaltender Michael Leighton to a two-year contract.
 JUNE 13 Signed forward Trevor Gillies to a one-year contract.
 JUNE 19 Signed defenseman Tim Gleason to a three-year contract; Acquired the rights to forward Darcy Hordichuk from Nashville in exchange for a fifth-round draft pick in 2010.
 JUNE 24 Signed forward Tuomo Ruutu to a one-year contract.
 JULY 1 Acquired defenseman Joni Pitkanen from Edmonton in exchange for forward Erik Cole; Signed defenseman Anton Babchuk to a one-year contract; Signed forward Ryan Bayda and forward/defenseman Wade Brookbank to one-year contracts; Signed defenseman Tim Conboy to a two-year contract.
 JULY 2 Signed defenseman Joni Pitkanen to a three-year contract; Signed defenseman Josef Melichar to a one-year contract.
 JULY 3 Signed forward Dwight Helminen to a one-year contract.
 JULY 9 Signed forward Chad LaRose to a one-year contract.
 JULY 12 Carolina Hurricanes and the Centennial Authority announced a five-year extension of the team's lease of the RBC Center, making the final year of the lease 2024.
 JULY 14 Signed defenseman Mark Flood and forwards Patrick Dwyer and Joe Jensen to one-year contracts.
 JULY 30 Signed forward Drayson Bowman to a three-year, entry-level contract.
 SEPTEMBER 11 Signed forward Eric Staal to a seven-year contract extension.
 SEPTEMBER 15 Signed forward Matt Murley to a one-year contract.
 OCTOBER 4 Signed forward Zach Boychuk to a three-year, entry-level contract.
 OCTOBER 6 Signed free-agent forward Dan LaCouture to a one-year contract.
 OCTOBER 31 Signed free-agent forward Michael Ryan to a one-year contract.
 DECEMBER 3 Relieved Peter Laviolette of his head coaching duties; Named Paul Maurice head coach and Ron Francis associate head coach; Named Jason Karmanos vice president and assistant general manager.
 DECEMBER 29 Suspended forward Dan LaCouture.

2009

FEBRUARY 7 Acquired forward Jussi Jokinen from Tampa Bay in exchange for forward/defenseman Wade Brookbank, defenseman Josef Melichar and a fourth-round pick in 2009.
 MARCH 4 Acquired forward Patrick O'Sullivan and Calgary's second-round pick in 2009 from Los Angeles in exchange for Justin Williams; traded O'Sullivan and Carolina's second-round pick in 2009 to Edmonton for Erik Cole and Edmonton's fifth-round pick in 2009.
 MARCH 18 Signed goaltender Mike Murphy to a three-year, entry-level contract.
 MARCH 29 Signed defenseman Jamie McBain to a three-year, entry-level contract.
 MAY 20 Signed free-agent forward Matthew Pistilli to a three-year, entry-level contract.
 MAY 29 Signed forward Chris Terry to a three-year, entry-level contract.
 JUNE 15 Signed head coach Paul Maurice to a multi-year contract; Announced that Ron Francis will return to the bench with the title associate head coach/director of player personnel; Announced that Tom Barrasso will have the title of assistant coach and that assistant coaches Kevin McCarthy and Tom Rowe will remain in their roles.
 JUNE 29 Signed forward Jussi Jokinen to a two-year contract.
 JULY 1 Signed forward Erik Cole to a two-year contract.
 JULY 2 Signed forward Chad LaRose to a two-year contract.
 JULY 8 Signed free-agent forward Steve Goertzen, defenseman Casey Borer and goaltender Justin Peters to one-year contracts.
 JULY 9 Signed free-agent defenseman Jay Harrison to a one-year contract.
 JULY 15 Signed free-agent forward Tom Kostopoulos to a three-year contract; Signed free-agent defenseman Andrew Alberts to a two-year contract; Signed free-agent defenseman Zack Fitzgerald and forward Mike Angelidis to one-year contracts.

JULY 20	Signed defenseman Brett Carson and Bryan Rodney to one-year contracts.
JULY 23	Signed forward Tuomo Ruutu to a three-year contract.
JULY 24	Acquired defenseman Aaron Ward from Boston in exchange for forward Patrick Eaves and a fourth-round pick in 2010.
JULY 28	Bought out the remaining year of defenseman Frantisek Kaberle's contract.
AUGUST 18	Signed free-agent forward Stephane Yelle to a one-year contract.
AUGUST 31	Acquired forward Rob Hennigar from the New York Islanders in exchange for forward Bobby Hughes.
DECEMBER 3	Acquired forward Jiri Tlustý from Toronto in exchange for the rights to forward Philippe Paradis.
DECEMBER 4	Hurricanes assistant coach Kevin McCarthy named to the Philadelphia Flyers' coaching staff.

2010

FEBRUARY 7	Traded defenseman Niclas Wallin and a 2010 fifth-round pick to San Jose for Buffalo's 2010 second-round pick.
FEBRUARY 12	Traded forward Matt Cullen to Ottawa for defenseman Alexandre Picard and Ottawa's 2010 second-round pick.
MARCH 3	Acquired goaltender Justin Pogge and Boston's fourth-round pick in 2010 or 2011 from Anaheim in exchange for defenseman Aaron Ward; Traded forward Scott Walker to Washington for Washington's 2010 seventh-round pick; Acquired defenseman Brian Pothier, forward Oskar Osala and Washington's 2011 second-round pick from the Capitals in exchange for defenseman Joe Corvo; Acquired forward Cedric LaLonde-McNicol and Colorado's 2010 sixth-round pick from Colorado in exchange for forwards Stephane Yelle and Harrison Reed; Traded defenseman Andrew Alberts to Vancouver for Vancouver's 2010 third-round pick.
MAY 13	Acquired forward Jared Staal from Phoenix in exchange for Nashville's 2010 fifth-round pick.
JUNE 26	Acquired forward Jonathan Matsumoto from Philadelphia in exchange for Washington's 2010 seventh-round pick; Acquired forward Riley Nash from Edmonton in exchange for Ottawa's 2010 second-round pick; Acquired defenseman Bobby Sanguinetti from the NY Rangers in exchange for Carolina's 2010 sixth-round pick and Washington's 2011 second-round pick.
SEPTEMBER 17	Signed forward Patrick O'Sullivan as a free agent.
SEPTEMBER 21	Signed forward Jeff Skinner to a three-year, entry-level contract.
NOVEMBER 16	Claimed forward Troy Bodie on waivers from Anaheim.
NOVEMBER 17	Acquired defenseman Ian White and forward Brett Sutter from Calgary in exchange for defenseman Anton Babchuk and forward Tom Kostopoulos.
NOVEMBER 23	Forward Patrick O'Sullivan claimed on waivers by Minnesota; Acquired forward Ryan Carter from Anaheim in exchange for forwards Stefan Chaput and Matt Kennedy.

2011

FEBRUARY 18	Acquired defenseman Derek Joslin from San Jose in exchange for future considerations; Acquired San Jose's 2012 second-round draft pick in exchange for defenseman Ian White.
FEBRUARY 22	Acquired forward Cory Stillman from Florida in exchange for forward Ryan Carter and Carolina's 2011 fifth-round draft pick.
FEBRUARY 28	Defenseman Brett Carson claimed on waivers by Calgary; Acquired defenseman Bryan Allen from Florida in exchange for forward Sergei Samsonov.
APRIL 4	Signed defenseman Rasmus Rissanen to a three-year, entry-level contract.
APRIL 12	Signed defenseman Justin Krueger to a one-year, entry-level contract.
APRIL 15	Signed defenseman Justin Faulk to a three-year, entry-level contract.
JUNE 4	Signed defenseman Tommi Kivisto and forward Mattias Lindstrom to three-year, entry-level contracts.
JUNE 7	Named Rod Brind'Amour and Dave Lewis assistant coaches; Named Ron Francis director of hockey operations; Named Tom Rowe pro scout.
JULY 1	Signed forward Tim Brent to a two-year contract; Signed goaltender Brian Boucher to a two-year contract; Signed forward Alexei Ponikarovsky to a one-year contract.
JULY 2	Signed forward Justin Soryal to a one-year, two-way contract; Signed forward Anthony Stewart to a two-year contract.
JULY 5	Signed defenseman Tomas Kaberle to a three-year contract; Acquired Boston's 2012 fourth-round pick in exchange for defenseman Joe Corvo.
JULY 15	Signed forward Chris Durno to a one-year, two-way contract.
SEPTEMBER 22	Signed President and General Manager Jim Rutherford to a four-year contract extension.
NOVEMBER 28	Relieved Paul Maurice of his head coaching duties; Named Kirk Muller head coach.
NOVEMBER 29	Claimed forward Andreas Nodl on waivers from Philadelphia.
DECEMBER 1	Named John MacLean assistant coach.

DECEMBER 9	Acquired defenseman Jaroslav Spacek from Montreal in exchange for defenseman Tomas Kaberle.
------------	---

2012

JANUARY 18	Acquired forwards Evgenii Dadonov and A.J. Jenks from Florida in exchange for forwards Jon Matsumoto and Mattias Lindstrom.
JANUARY 20	Acquired defenseman Joe Sova and a 2012 fourth-round draft pick from New Jersey in exchange for forward Alexei Ponikarovsky.
JANUARY 30	Signed defenseman Tim Gleason to a four-year contract extension.
FEBRUARY 22	Signed forward Tuomo Ruutu to a four-year contract extension.
MARCH 16	Signed defenseman Austin Levi to a three-year, entry-level contract.
APRIL 5	Signed forward Jeremy Welsh to a one-year, entry-level contract.
APRIL 10	Signed defenseman Brian Dumoulin to a three-year, entry-level contract.
APRIL 23	Signed defenseman Beau Schmitz to a three-year, entry-level contract.
APRIL 24	Signed forward Jiri Tlustý to a two-year contract.
MAY 21	Signed defenseman Jamie McBain to a two-year contract. Signed defenseman Bobby Sanguinetti to a one-year, two-way contract.
JUNE 1	Signed forward Nicolas Blanchard to a two-year, two-way contract.
JUNE 7	Signed forward Brody Sutter to a three-year, entry-level contract.
JUNE 22	Signed defenseman Justin Krueger to a one-year, two-way contract.
JULY 1	Signed goaltender John Muse to a one-year, two-way contract.
JULY 11	Acquired forward Jordan Staal from Pittsburgh in exchange for forward Brandon Sutter, defenseman Brian Dumoulin and Carolina's 2012 first-round (8th overall) draft pick.
JULY 13	Signed forward Jordan Staal to a 10-year contract extension. Signed defenseman Joe Corvo to a one-year contract. Signed goaltender Justin Peters to a two-year contract. Signed forward Brett Sutter to a one-year, two-way contract.
JULY 19	Signed defenseman Marc-Andre Gragnani to a one-year, two-way contract.
JULY 20	Signed forward Chris Terry to a two-year, two-way contract.
JULY 23	Signed forward Tim Wallace to a one-year, two-way contract.
JULY 24	Signed forward Jerome Samson to a one-year, two-way contract.
JULY 26	Signed forward Drayson Bowman to a two-year contract.
AUGUST 8	Signed defenseman Jay Harrison to a three-year contract extension.
SEPTEMBER 5	Signed forward Zach Boychuk to a one-year, two-way contract.
SEPTEMBER 11	Signed forward Alexander Semin to a one-year contract.
	Signed forward Jeff Skinner to a six-year contract extension.
	Signed forward Patrick Dwyer to a two-year contract extension.
	Signed forward Jeremy Welsh to a two-year contract.

2013

JANUARY 13	Signed goaltender Dan Ellis to a one-year contract. Acquired forward Kevin Westgarth from Los Angeles in exchange for forward Anthony Stewart, a 2013 fourth-round draft pick and a 2014 sixth-round draft pick in 2014. Acquired forward Luke Pither from Philadelphia in exchange for goaltender Brian Boucher and defenseman Mark Alt.
JANUARY 31	Forward Zach Boychuk claimed on waivers by Pittsburgh.
MARCH 13	Forward Zach Boychuk claimed on waivers by Pittsburgh.
MARCH 14	Signed defenseman Danny Biega to a three-year, entry-level contract.
MARCH 16	Signed defenseman Keegan Lowe to a three-year, entry-level contract.
MARCH 21	Claimed forward Adam Hall on waivers from Tampa Bay.
MARCH 25	Claimed forward Zach Boychuk on waivers from Nashville.
APRIL 2	Signed forward Alexander Semin to a five-year contract extension.
APRIL 3	Acquired defenseman Marc-Andre Bergeron from Tampa Bay in exchange for forward Adam Hall and a 2013 seventh-round draft pick.
APRIL 4	Acquired a conditional 2013 sixth- or seventh-round draft pick from Pittsburgh in exchange for forward Jussi Jokinen. Signed forward Brock McGinn to a three-year, entry-level contract.
APRIL 10	Signed forward Brendan Woods to a three-year, entry-level contract.
JUNE 25	Signed forward Brett Sutter to a one-year, two-way contract.
JUNE 28	Signed defenseman Brett Bellemore to a one-year, two-way contract.
JUNE 30	Acquired defenseman Andres Sekera from Buffalo in exchange for a 2013 second-round draft pick and defenseman Jamie McBain.
JULY 5	Signed goaltender Anton Khudobin and defenseman Mike Komisarek to one-year contracts.
JULY 9	Signed forward Riley Nash to a two-year, two-way contract.
JULY 10	Signed defensemen Matthew Corrente and Mark Flood, as well as forward Aaron Palushaj to one-year, two-way contracts.
JULY 11	Signed defenseman Michal Jordan to a one-year, two-way contract.
JULY 15	Signed forward Elias Lindholm to a three-year, entry-level contract.
JULY 16	Signed forward Jared Staal to a one-year, two-way contract.
JULY 19	Signed forward Zac Dalpe to a one-year, two-way contract.
JULY 25	Signed forward Nathan Gerbe to a one-year, two-way contract.
AUGUST 20	Signed forward Zach Boychuk to a one-year, two-way contract.
AUGUST 22	Signed forward Sergey Tolchinsky to a three-year, entry-level contract.
SEPT 12	Signed defenseman Ron Hainsey to a one-year contract.

YEAR BY YEAR

NOVEMBER, 1971 — The World Hockey Association awards franchise to sports enthusiasts and businessmen Howard Baldwin, John Colburn, Godfrey Wood and William Barnes.

JANUARY, 1972 — Jack Kelley, a highly successful coach at Boston University, joins the New England WHA franchise as coach and general manager. Newly formed team is named “WHALERS” because it contains the letters of the new league and it carries with it a part of the New England heritage.

APRIL 19, 1972 — Larry Pleau becomes the first player to sign a Whalers contract. Later in the month, Brad Selwood, Rick Ley and Jim Dorey from the Toronto Maple Leafs and Tim Sheehy of Boston College/U.S. Olympic Team also join the club.

OCTOBER 12, 1972 — Whalers play their first WHA game. Rebounding from a 2-0 deficit, the Whalers defeat the visiting Philadelphia Blazers 4-3 before 14,442 spectators at the Boston Garden. Tommy Williams scores first Whalers goal and Larry Pleau collects first Whalers game-winning goal.

MAY 6, 1973 — Whalers defeat Winnipeg Jets 9-6 on national television (CBS) to gain World Trophy as the “Top Team” in the first season of the WHA. Jack Kelley is named later in month as the winner of the WHA’s Coach-of-the-Year Trophy while forward Terry Caffery is named the WHA’s Top Rookie.

APRIL 6, 1974 — Whalers play their first game in Springfield, Mass. by coming back from a two-goal deficit to defeat the Chicago Cougars in the first game of the 1974 playoffs 6-4.

JANUARY 11, 1975 — Whalers play first hockey game at new Hartford Civic Center before a sellout crowd of 10,507. After falling behind, they battle back to defeat the San Diego Mariners 4-3 in overtime, with Garry Swain scoring at 5:45.

JANUARY 18, 1977 — Hartford plays host to the 1977 WHA All-Star Game. The East Division defeats the West Division 4-2 as future Whalers goaltender Louis Levasseur is selected Most Valuable Player for the East.

MAY 23, 1977 — Whalers outduel the NHL to sign the entire Howe family (Gordie, Mark and Marty) to long-term contracts.

JANUARY 18, 1978 — At 4:30 a.m., under the weight of snow and ice, the Hartford Civic Center Coliseum roof collapses. Springfield, Mass. welcomes the Whalers back and the “91 Club” is born. Over the next two years, the Whalers ask their fans to remain loyal while the Hartford roof is repaired and the building enlarged. Fewer than 300 people cancel their season tickets. When the building reopens, the “91 Club” has 4,200 members.

JUNE 22, 1979 — Whalers join the National Hockey League with three other WHA clubs — Edmonton, Quebec and Winnipeg — as the NHL expands to 21 teams for the 1979-80 season. The World Hockey Association officially ceases operation.

OCTOBER 11, 1979 — Whalers play their first NHL regular-season game at Minnesota. The North Stars win 4-1 with Gordie Roberts scoring the first Whalers NHL goal at 14:15 of the third period.

FEBRUARY 6, 1980 — After an absence of two years and 19 days, the Whalers are “Home At Last.” The Whalers come back from a two-goal deficit to defeat the Los Angeles Kings 7-3 before a capacity crowd of more than 14,000 at the Hartford Civic Center.

APRIL 6, 1980 — The Whalers defeat the Detroit Red Wings 5-3 to finish their first NHL season and qualify for postseason play for the eighth straight year of their eight-year existence. The Whalers set six expansion team records.

JUNE 6, 1980 — Gordie Howe announces his retirement as a player, ending a 32-year career. He joins the Whalers front office.

FEBRUARY 18, 1981 — Gordie Howe’s number 9 is officially retired.

MAY 2, 1983 — Emile Francis, after building winning teams in New York and St. Louis, joins the Whalers as president and general manager.

MARCH 24-APRIL 1, 1984 — Whalers collect seven points in their last six games and finish the season as the most improved team in the NHL. They total 66 points, 21 more than the previous season, and tie or break 57 club records.

FEBRUARY, 1985 — Ron Francis becomes first Whaler to play in two NHL All-Star Games. He also is named team captain on February 22 when the Whalers acquire Mike Liut and future considerations (Jorgen Pettersson) from Louis for veterans Greg Millen and former team captain Mark Johnson.

MARCH 10-29, 1985 — Whalers go on a nine-game unbeaten streak, including a club-record seven straight wins.

FEBRUARY 4, 1986 — The Whalers host the 38th NHL All-Star Game before a sellout crowd of 15,126. Bryan Trottier nets the game-winner in overtime to give the Wales Conference a thrilling 4-3 victory over the Campbell Conference All-Stars. Sylvain Turgeon records an assist in the game.

APRIL 12, 1986 — The Whalers complete a three-game playoff sweep of regular-season Adams Division champ Quebec with a 9-4 victory at the Civic Center. John Anderson leads the Whalers attack with six points.

APRIL 29, 1986 — Montreal’s Claude Lemieux scores at 5:55 of overtime to give the Canadiens a 2-1 victory over the Whalers in the seventh game of the Adams Division Championship series.

JUNE, 1986 — Emile Francis is named NHL Executive of the Year by both The Sporting News and The Hockey News.

DECEMBER 26, 1986 — Doug Jarvis supplants Garry Unger as the NHL’s Ironman by participating in his 915th consecutive NHL game. In a close-checking “Jarvis-style” contest, the Whalers skate to a 1-1 tie with Montreal.

APRIL 4, 1987 — The Whalers score three goals in less than four minutes during the third period, overcoming a 3-2 deficit to beat the Rangers 5-3 and clinch first place in the Adams Division.

FEBRUARY 7, 1988 — Larry Pleau is named head coach of the Hartford Whalers. Pleau, 40, replaces Jack Evans, who served as the Whalers coach since the 1983-84 season.

FEBRUARY 9, 1988 — Kevin Dineen becomes the first Whaler to start in an NHL All-Star Game, helping lead the Wales Conference over the Campbell Conference 6-5 with two assists, including the game-winner to Mario Lemieux in overtime.

MARCH 29, 1988 — The Buffalo Sabres defeat the Quebec Nordiques 3-1, thus eliminating the Nordiques from the playoff race and clinching a playoff spot for the Whalers for the third straight year. The Whalers trailed the Nordiques by three points on March 19, but made up 10 points in as many days to push Quebec out of the playoffs.

SEPTEMBER 7, 1988 — The sale of the Hartford Whalers by the team’s 16 partners to Donald Conrad and Richard Gordon is approved by the NHL Board of Governors.

JANUARY 20, 1989 — Gordie Howe, Rick Ley, Jack Kelley, Bob Schmertz, Frank Keyes and Ella Grasso are honored as charter inductees of the Hartford Whalers Hall of Fame.

MAY 11, 1989 — Ed Johnston is named vice president and general manager of the Whalers. Emile Francis retains position as team president (formally announced on June 6).

JUNE 7, 1989 — Former Whalers captain Rick Ley is named head coach of the Whalers, replacing Larry Pleau.

JUNE 18, 1989 — The NHL formally approves Richard Gordon and Colonial Realty as Whalers owners.

SEPTEMBER 6, 1989 — Whalers officially open their new training and practice facility at Avon Old Farms School.

MARCH 21, 1990 — Dave Keon and Howard Baldwin are inducted into the Whalers Hall of Fame at second annual induction ceremonies.

FEBRUARY 23, 1991 — Whalers clinch playoff spot for sixth straight season.

APRIL 1, 1991 — Pat Verbeek is only NHL player to lead team in goals scored and penalty minutes for second straight year.

JUNE 7, 1991 — Jim Roberts is named head coach of the Whalers, replacing Rick Ley.

NOVEMBER 26, 1991 — Defenseman Randy Ladouceur named the Whalers’ 10th team captain in their 20-year history.

APRIL 1, 1992 — NHL players stage a strike, suspending the season for 10 days.

MAY 2, 1992 — Whalers extend the Montreal Canadiens to the second overtime in Game 7 of the Adams Division Semifinals. Russ Courtnall’s goal at 12:02 a.m. (25:26 of OT) ends the Whalers’ first NHL season to extend into May.

MAY 26, 1992 — Whalers name Brian Burke general manager, replacing Ed Johnston, who had been relieved of his duties on May 12.

JUNE 2, 1992 — Whalers introduce new uniforms. The club changes to a predominant navy blue color scheme after 20 seasons in green.

JUNE 15, 1992 — Whalers hire Paul Holmgren to replace Jim Roberts as head coach.

APRIL 16, 1993 — Whalers finish the season with a 26-52-6 record and miss the playoffs for the first time since 1985.

JUNE 26, 1993 — Whalers flip first round draft picks with San Jose and select Chris Pronger second overall in the 1993 NHL Entry Draft.

JUNE 30, 1993 — Emile Francis announces his retirement, ending a 47-year hockey career.

SEPTEMBER 1, 1993 — Brian Burke resigns as club president and general manager to join the NHL front office as executive vice president and director of hockey operations.

SEPTEMBER 8, 1993 — Paul Holmgren is named acting general manager. He remains as head coach. Assistant coach Pierre McGuire elevated to assistant general manager. Kevin Maxwell named director of player personnel. Paul Gillis moved from an assistant coach in Springfield to an assistant coach of Hartford.

NOVEMBER 17, 1993 — Paul Holmgren steps aside as head coach to concentrate on general manager duties. Pierre McGuire named head coach.

JUNE 28, 1994 — Whalers purchased by Peter Karmanos Jr., Thomas Thewes and Jim Rutherford (KTR) for \$47.5 million. Jim Rutherford named president and general manager. Paul Holmgren named head coach. Whalers draft Jeff O'Neill fifth overall as they host the 1994 NHL Entry Draft in the Civic Center.

MAY 3, 1995 — Whalers complete the abbreviated 1994-95 season with an increase in average attendance for the first time since 1987-88 (12.8%). Though they miss the playoffs for the third straight year, the Whalers have the NHL's best overtime record (4-0-5) for the second straight season.

JULY 27, 1995 — Whalers acquire Brendan Shanahan from St. Louis for Chris Pronger.

NOVEMBER 6, 1995 — Whalers replace head coach Paul Holmgren with Paul Maurice.

DECEMBER 28, 1995 — Whalers re-acquire Kevin Dineen from the Philadelphia Flyers for future considerations.

JANUARY 31-FEBRUARY 11, 1996 — The Whalers win the last five games of a six-game road trip, the best road trip in club history (5-1-0).

APRIL 14, 1996 — Whalers complete the season with their best record (34-39-9) since the 1989-90 season (38-33-9). The team's home record is 22-15-4, which is the Whalers' best home-ice record since 1986-87.

OCTOBER 9, 1996 — Whalers acquire Keith Primeau, Paul Coffey and a 1997 first-round draft pick from Detroit in exchange for Brendan Shanahan and Brian Glynn.

DECEMBER 15, 1996 — Whalers acquire Kevin Haller, a first-round and a seventh-round draft pick in 1997 from Philadelphia in exchange for Paul Coffey and a third-round draft pick in 1997.

JANUARY 18, 1997 — Whaler's head coach Paul Maurice serves as an assistant coach at the 47th All-Star Game. Geoff Sanderson represents the Whalers, scoring a goal.

MARCH 18, 1997 — Whalers complete four deals at the trading deadline. Acquired Derek King, Chris Murray, Bates Battaglia, a fourth-round draft pick in 1998 and an eighth-round draft pick in 1998 by the end of the day.

MARCH 26, 1997 — Whalers announce at a press conference that the team has signed an exit agreement with the Connecticut Development Authority to leave Hartford at the end of the season.

APRIL 13, 1997 — Kevin Dineen scores the game winner as Hartford scores a 2-1 win over the Tampa Bay Lightning in the franchise's final game in Hartford.

MAY 6, 1997 — Peter Karmanos announces that the team will relocate to Raleigh, N.C. The team will play in Greensboro, N.C. for the first two seasons while a new arena is being built.

JUNE 2, 1997 — Hurricanes open office in Morrisville, N.C. to prepare for first season in North Carolina.

JUNE 16, 1997 — Peter Karmanos and Jim Rutherford unveil logo.

AUGUST 25, 1997 — Carolina acquires Trevor Kidd and Gary Roberts from Calgary for Andrew Cassels and Jean-Sebastien Giguere.

SEPTEMBER 13, 1997 — Carolina plays its first preseason game against the New York Islanders at the Greensboro Coliseum.

OCTOBER 1, 1997 — Carolina opens the franchise's 19th NHL season and first as the Carolina Hurricanes at Tampa Bay with a 4-2 loss. Kevin Dineen scores the first goal for the Hurricanes.

OCTOBER 10, 1997 — Carolina registers its first win with a 2-1 victory over the New Jersey Devils. Steve Leach scores the game-winner.

JANUARY 3, 1998 — Carolina acquires Martin Gelinas and Kirk McLean from Vancouver for Sean Burke, Geoff Sanderson and Enrico Ciccone.

FEBRUARY 7, 1998 — The NHL shuts down for three weeks as NHL players compete at the Winter Olympics in Nagano, Japan. Carolina's Sami Kapanen plays for Team Finland, winning a Bronze Medal, and Keith Primeau completes the Olympic Tournament tied for third in scoring for Team Canada.

FEBRUARY 18, 1998 — Carolina tenders offer sheet to Sergei Fedorov. NHL disputes offer sheet, so it goes to an arbitrator, John Sands, who rules the offer sheet to be valid on February 26, 1998. Detroit matches offer sheet shortly after ruling that same day.

MARCH 9, 1998 — Trevor Kidd named NHL Player of the Week after posting a 3-0-0 record with a .968 save percentage and a 1.00 GAA.

MARCH 24, 1998 — Peter Karmanos receives Lester Patrick Award, which is presented annually to those individuals who have performed "outstanding service to hockey in the United States."

MARCH 30, 1998 — Keith Primeau named NHL Player of the Week after totaling eight points (4g, 4a) and a (+7) in a 3-1-0 week.

APRIL 14, 1998 — Carolina eliminated from playoffs during the final week of the season for the fourth year in a row.

JULY 13, 1998 — Hurricanes sign franchise all-time leading scorer Ron Francis to a free agent contract.

OCTOBER 28, 1998 — Carolina shuts out the Chicago Blackhawks 2-0 to take over the Southeast Division lead. The Hurricanes never relinquish the lead, remaining in first place for 173 consecutive days.

NOVEMBER 2, 1998 — Goaltender Arturs Irbe named NHL Player of the Week (October 26-November 1) and NHL Player of the Month for October.

DECEMBER 29, 1998 — Hurricanes acquire future Hall of Fame defenseman Paul Coffey from the Chicago Blackhawks in exchange for Nelson Emerson.

JANUARY 24, 1999 — Arturs Irbe and Keith Primeau become the first Carolina Hurricanes to play in the NHL All-Star Game. It marks the first time since Kevin Dineen and Ulf Samuelsson participated in Rendez-Vous '87 that the organization has been represented by two players during all-star play.

FEBRUARY 9, 1999 — Ron Francis tallies a season-high five points (2g, 3a) in his 1,300th game as the Carolina Hurricanes defeat the Toronto Maple Leafs 6-5 in the team's last visit to Maple Leaf Gardens.

FEBRUARY 18, 1999 — Paul Coffey plays in his 1,300th game, joining Ron Francis as the only teammates in league history to accomplish the feat in the same season.

FEBRUARY 21, 1999 — Ray Sheppard becomes only player in NHL history to score 20 goals in a single season for six different clubs by tallying two goals in Carolina's 4-1 victory over the New York Islanders.

APRIL 9, 1999 — Carolina Hurricanes clinch the Southeast Division, marking the team's first division title since 1987.

APRIL 24, 1999 — Ray Sheppard scores at 17:05 of overtime as the Carolina Hurricanes defeat the Boston Bruins 3-2, their first playoff win since April 29, 1992.

YEAR BY YEAR

MAY 2, 1999 — The Boston Bruins shut out the Hurricanes 2-0 to win the best-of-7 Eastern Conference Quarterfinals 4-2.

MAY 3, 1999 — Hurricanes defenseman Steve Chiasson dies in a one-car accident.

JUNE 10, 1999 — Hurricanes agree to a three-year affiliation with the Cincinnati Cyclones of the International Hockey League (IHL).

OCTOBER 29, 1999 — Carolina Hurricanes host the New Jersey Devils in their home opener at the new Raleigh Entertainment & Sports Arena.

NOVEMBER 5, 1999 — Captain Ron Francis becomes the sixth player in NHL history to reach 1,500 points.

NOVEMBER 7, 1999 — Carolina defeats the Washington Capitals 3-2 to earn its first win at the Entertainment & Sports Arena.

DECEMBER 23, 1999 — Paul Coffey becomes the first defenseman in league history to total 1,500 points. Along with Ron Francis, Coffey becomes part of the first pair of teammates to reach the milestone during the same season.

JANUARY 23, 2000 — Hurricanes acquire forward Rod Brind'Amour, goaltender Jean-Marc Pelletier and a second-round pick in 2000 entry draft in exchange for Keith Primeau and a fifth-round draft pick in 2000.

FEBRUARY 5, 2000 — Competing in his first All-Star weekend, Sami Kapanen wins the fastest skater event during the Fed Ex/NHL Superskills contest with a time of 13.649 seconds.

APRIL 3, 2000 — Arturs Irbe named NHL Player of the Week for week ending April 2 by posting 3-1-0 record with a 1.75 goals against average, a .933 save percentage, and one shutout.

APRIL 8, 2000 — Head coach Paul Maurice becomes the franchise's all-time winningest coach with a 4-3 victory over the Atlanta Thrashers. The win surpassed Jack Evans total of 163.

JUNE 24, 2000 — Hurricanes acquire defenseman Sandis Ozolinsh and a second-round draft pick (Tomas Kurka) in 2000 from Colorado in exchange for Nolan Pratt, a first-round draft pick (Vaclav Nedorost) and two second-round picks (Jared Aulin, Argis Saviels) in 2000.

DECEMBER 18, 2000 — Hurricanes agree to a multi-year affiliation with the Lowell Lock Monsters of the American Hockey League (AHL).

FEBRUARY 4, 2001 — Defenseman Sandis Ozolinsh becomes the first Carolina Hurricane to start in an NHL All-Star Game.

MARCH 14, 2001 — Ron Francis earns an assist against Atlanta to become to first player to total 1,000 points with the franchise.

APRIL 4, 2001 — Jeff O'Neill becomes the first franchise player to score 40 goals in a season since Brendan Shanahan in 1995-96.

APRIL 6, 2001 — The Hurricanes defeat Atlanta 3-2 in Raleigh to clinch their second trip to the playoffs in three years.

JANUARY 2, 2002 — Ron Francis, playing in his 1,000th career game with the franchise, beats Byron Dafoe of the Boston Bruins for his 500th career NHL goal.

JANUARY 16, 2002 — Carolina acquires defenseman Bret Hedican, forward Kevyn Adams and defenseman Tomas Malec from Florida in exchange for defenseman Sandis Ozolinsh and forward Byron Ritchie.

JANUARY 26, 2002 — Ron Francis assists on Jeff O'Neill's goal at Philadelphia to pass Ray Bourque for second on the NHL's all-time assist list.

MARCH 5, 2002 — The Hurricanes acquire goaltender Kevin Weekes from Tampa Bay in exchange for forwards Shane Willis and Chris Dingman.

APRIL 3, 2002 — The Hurricanes set a new single-season attendance record, breaking the franchise mark set in 1987-88. In all, 635,868 fans attend games during the 2001-02 regular season.

APRIL 10, 2002 — The Hurricanes defeat the Tampa Bay Lightning 4-2 at the Entertainment & Sports Arena to clinch their second Southeast Division title in four years.

APRIL 27, 2002 — Kevin Weekes shuts out New Jersey 1-0 in Game 6 of the Eastern Conference Quarterfinals at the Continental Airlines Arena as Carolina clinches the franchise's first playoff series win since 1986 and first best-of-7 series win.

MAY 13, 2002 — Carolina breaks or ties 18 franchise records in its 8-2 Game 6 victory over the Montreal Canadiens at the Molson Centre to clinch the Eastern Conference Semifinals 4-2. The victory marks the first time the franchise defeats Montreal in a postseason series.

MAY 28, 2002 — Martin Gelin scores at 8:05 of overtime to give the Hurricanes a 2-1 victory against Toronto in Game 6 of the Eastern Conference Finals at Air Canada Centre. With the win, Carolina clinches the first Conference championship in franchise history and earns its first trip to the Stanley Cup Finals.

JUNE 8-9, 2002 — The Hurricanes host Game 3 of the Stanley Cup Finals against Detroit, marking the first Stanley Cup finals game at the Entertainment & Sports Arena. The game goes into triple-overtime before the Red Wings' Igor Larionov scores at the 54:47 mark of overtime.

JUNE 20, 2002 — Ron Francis wins the Lady Byng Trophy and the King Clancy Trophy at the 2002 NHL Awards in Toronto.

SEPTEMBER 19, 2002 — A 20-year agreement with RBC Centura is announced to rename the Entertainment & Sports Arena as the RBC Center.

JANUARY 18, 2003 — Ron Francis plays in his 1,616th career NHL game, a 5-2 loss at New Jersey, moving past Larry Murphy (1,615) and into sole possession of third place on the NHL's all-time games played list.

MARCH 18, 2003 — Damian Surma scores his first career NHL goal in his first game, becoming the fifth Hurricane to accomplish that feat during the 2002-03 season (Jeff Heerema, Tomas Kurka, Mike Zigomanis, Brad DeFauw). Surma was the eighth and final Hurricane to score his first NHL goal during the season.

APRIL 6, 2003 — The Hurricanes set a new single-season attendance record, breaking the franchise mark set the previous season. In total, 642,973 fans attend games at the RBC Center during the 2002-03 hockey season.

DECEMBER 15, 2003 — The Hurricanes name Peter Laviolette as the franchise's 11th head coach. Kevin McCarthy is retained as an assistant coach and former Hurricane player Jeff Daniels is also named assistant coach. Paul Maurice, Randy Ladouceur and Don Edwards are relieved of their coaching duties.

MARCH 5, 2004 — Kevyn Adams beats Atlanta's Pasi Nurminen with 0.4 seconds left in overtime and the Thrashers on the power-play to break the franchise record for shorthanded goals in a season (5).

JUNE 26-27, 2004 — The Hurricanes host the NHL Entry Draft at the RBC Center, drawing 15,672 fans for day one — the largest draft crowd in more than a decade. Carolina makes noise on the floor as well, trading the eighth overall selection and a second-round pick for the fourth overall selection, taking top-rated North American skater Andrew Ladd.

SEPTEMBER 15, 2004 — NHL Commissioner Gary Bettman confirms that NHL teams will not play until the Collective Bargaining Agreement is replaced, delaying the start of the 2004-05 season.

FEBRUARY 16, 2005 — NHL Commissioner Gary Bettman announces the cancellation of the 2004-05 season.

JULY 22, 2005 — NHL Board of Governors ratifies new six-year Collective Bargaining Agreement with the NHLPA.

AUGUST 25, 2005 — Rod Brind'Amour named Hurricanes team captain.

OCTOBER 7, 2005 — Cam Ward earns his first NHL win, stopping Ziggy Palffy, Mario Lemieux and Sidney Crosby in Carolina's first shootout game and first win of 2005-06.

JANUARY 19, 2006 — Carolina wins its ninth straight game, marking the second nine-game win streak of the season and in franchise history. The Hurricanes become just the fifth team in NHL history to post two win streaks of nine games or more in a single season.

JANUARY 31, 2006 — Hurricanes win 8-2 at Montreal for their 13th win in January making Carolina the seventh team in NHL history to win 13 games in a month.

MARCH 31, 2006 — Hurricanes win their 48th game of the season to clinch their third Southeast Division title with a 3-2 win against Florida. Carolina would go on to a 52-22-8 overall record, finishing second in the Eastern Conference standings and setting franchise highs for wins and points (112) in a season.

MAY 2, 2006 — Cory Stillman scores 1:19 into overtime of Game 6 at Montreal for Carolina's fourth-straight win against the Canadiens after falling behind 2-0 in the teams' Eastern Conference Quarterfinals series.

MAY 5, 2006 — Cam Ward records his first NHL shutout as Carolina defeats New Jersey 6-0 in Game 1 of the Eastern Conference Semifinals. The Hurricanes would go on to win the series 4-1.

JUNE 1, 2006 — Carolina defeats Buffalo 4-2 in Game 7 of the Eastern Conference Finals, sending the Hurricanes to the Stanley Cup Finals for the second time in four years and the second time in franchise history.

JUNE 19, 2006 — Justin Williams scores into an empty net with 1:01 remaining in the third period to give Carolina a 3-1 win in Game 7 of the Stanley Cup Finals. The win marks the first Stanley Cup championship in franchise history and the first major professional sports championship in North Carolina. Cam Ward wins the Conn Smythe Trophy as the playoffs' Most Valuable Player.

JUNE 22, 2006 — Rod Brind'Amour wins the Frank J. Selke Trophy at the NHL Awards in Vancouver.

FEBRUARY 8, 2007 — Ray Whitney sets a franchise record scoring three even-strength goals in a 1:40 span in the second period of Carolina's 5-2 win at Boston. The feat marks the fastest three even-strength goals in the NHL since Bill Mosienko scored three times in 21 in his Blackhawks' 7-6 win at NY Rangers, March 23, 1952.

MARCH 24, 2007 — Hurricanes establish a new single-season attendance record of more than 650,000 fans when they host an overflow crowd of 18,763 against San Jose. Carolina finishes the season having hosted 712,861 fans in its 41 home games, an average of 17,387 fans per game and 93.3% of the RBC Center's capacity.

JUNE 14, 2007 — Rod Brind'Amour wins the Frank J. Selke Trophy at the NHL Awards in Toronto.

JUNE 5, 2008 — Glen Wesley announces his retirement as a player and is named director of defensemen development. President/General Manager Jim Rutherford announces that Wesley's No. 2 jersey would be retired to the RBC Center rafters. Wesley retired as the Hurricanes' all-time games-played leader, having played in 728 regular-season games since the team's relocation to North Carolina in 1997. He played 913 games with the franchise, second only to Hall of Famer Ron Francis (1,186).

JULY 12, 2008 — Carolina Hurricanes and the Centennial Authority announce a five-year extension of the team's lease of the RBC Center, making the final year of the lease 2024.

SEPTEMBER 10, 2008 — The Carolina Hurricanes unveil their alternate third uniform at a news conference on the ice at the RBC Center. Tim Gleason, Eric Staal and Cam Ward model the team's newest look, which includes a primarily black jersey with the secondary flag logo on the chest, black pants and black helmets. The team announces that the new uniforms will be worn in a game for the first time when the Hurricanes host Detroit on October 13, and will be worn for 15 home games in 2008-09.

SEPTEMBER 11, 2008 — Hurricanes sign forward Eric Staal to a seven-year contract extension, which will begin in 2009-10 and will run through 2015-16.

DECEMBER 3, 2008 — Paul Maurice is named head coach and Ron Francis is named associate head coach; Peter Laviolette relieved of his head coaching duties.

MARCH 7, 2009 — The Hurricanes score a 9-3 win at Tampa Bay, marking the most goals in a game for the team since relocating to North Carolina. Eric Staal scores four goals marking the first time a player had scored four goals since relocation, and the third time the feat was accomplished in franchise history. Staal's six points set a Hurricanes record and tied the franchise record for points in a game.

MARCH 28, 2009 — The Hurricanes finish March 2009 with a 10-1-2 record (22 points), making it the best March, and second-best month, in franchise history (January 2006: 13-1-0 — 26 points).

APRIL 7, 2009 — Cam Ward earns his 39th win of the season in Carolina's 9-0 rout of the New York Islanders. For Ward, the win breaks Martin Gerber's franchise record of 38 wins set in 2005-06, and marks his franchise-best tying sixth shutout of the season. The game marks Eric Staal's fourth hat trick of the season, setting a new franchise mark in that category. For the Hurricanes, it marks their 45th win of the regular season — the second-best wins total in franchise history next to 2005-06.

APRIL 9, 2009 — The Hurricanes' franchise-record 12-game home winning streak is snapped in a 5-1 loss against Buffalo. The 12-game home winning streak shatters the previous franchise-best nine-game home winning streak accomplished twice during the championship 2005-06 season.

APRIL 28, 2009 — "The Shock at the Rock" — Trailing 3-2 with 1:20 remaining in regulation, Jussi Jokinen scores the tying goal in Game 7 of the Eastern Conference Quarterfinals at New Jersey's Prudential Center. Eric Staal then beats Martin Brodeur with 32 seconds remaining and the Hurricanes advance to the second round.

MAY 14, 2009 — Scott Walker beats Tim Thomas 18:46 into overtime of Game 7 of the Eastern Conference Semifinals at TD Banknorth Garden to give the Hurricanes a 3-2 win. The Hurricanes become just the fourth team to advance to the Eastern Conference Finals three times in the first decade of the 2000s, joining New Jersey, Philadelphia and Pittsburgh in that group.

SEPTEMBER 30, 2009 — Hurricanes sign goaltender Cam Ward to a six-year contract extension, which begins in 2010-11 and will run through 2015-16.

JANUARY 20, 2010 — Hurricanes name Eric Staal captain and Rod Brind'Amour alternate captain.

APRIL 8, 2010 — The National Hockey League announces that the Hurricanes will host the 2011 NHL All-Star Game at the RBC Center.

JUNE 30, 2010 — Rod Brind'Amour announces his retirement as a player.

OCTOBER 4, 2010 — The Hurricanes take on SKA St. Petersburg in an exhibition game. Carolina is the first NHL team to play in Russia in more than 20 years.

OCTOBER 7-8, 2010 — The Hurricanes take part in the 2010 Compuware NHL Premiere, playing two games against the Minnesota Wild at Hartwall Arena in Helsinki, Finland. Carolina wins both games.

JANUARY 28-30, 2011 — The Hurricanes host NHL All-Star Weekend. Team Lidstrom downs Team Staal by an 11-10 score in the All-Star Game. Jamie McBain, Jeff Skinner, Eric Staal and Cam Ward represent Carolina in the events.

JUNE 22, 2011 — Jeff Skinner becomes the first player in Carolina's franchise history to win the Calder Trophy as the NHL's rookie of the year.

NOVEMBER 28, 2011 — Kirk Muller is named head coach. Paul Maurice relieved of his coaching duties. John MacLean joins Carolina's coaching staff three days later.

JUNE 20, 2012 — Justin Faulk is named to the 2011-12 NHL All-Rookie Team.

JUNE 22, 2012 — The Hurricanes acquire Jordan Staal from Pittsburgh in a draft-day trade that sends Brandon Sutter, Brian Dumoulin and the eighth-overall pick to the Penguins. Staal signs a 10-year contract extension with Carolina nine days later.

APRIL 27, 2013 — Hurricanes complete the abbreviated 2012-13 season, and set a franchise record for average, per-game attendance (17,560), eclipsing the previous record of 17,387 set during the 2006-07 season.

2011-12 IN REVIEW

CLOSING GAME ROSTER *vs. Florida Panthers (road 4/7/12)*

4	Jamie McBain	D	14	Andreas Nodl	RW	27	Derek Joslin	D	39	Patrick Dwyer (personal)	RW
5	Bryan Allen	D	15	Tuomo Ruutu	LW	28	Justin Faulk	D	44	Jay Harrison	D
6	Tim Gleason	D	16	Brandon Sutter	C	30	Cam Ward	G	53	Jeff Skinner	C
8	Jaroslav Spacek (scratch)	D	19	Jiri Tlustý	RW	33	Brian Boucher	G	59	Chad LaRose	RW
12	Eric Staal	C	23	Jeremy Welsh	C	36	Jussi Jokinen	LW			
13	Anthony Stewart	RW	25	Joni Pitkanen	D	37	Tim Brent	C			

FINAL SOUTHEAST DIVISION STANDINGS

	GP	W	L	OT	GF	GA	PTS
FLORIDA	82	38	26	18	203	227	94
WASHINGTON	82	42	32	8	222	230	92
TAMPA BAY*	82	38	36	8	235	281	84
WINNIPEG*	82	37	35	10	225	246	84
CAROLINA*	82	33	33	16	213	243	82

*Did not make playoffs.

COMPLETE RESULTS *(*Overtime **Shootout)*

DATE	W/L	SCORE	OPP.	DATE	W/L	SCORE	OPP.
10/7	L	1-5	TB	1/6	W	4-2	BUF
10/8	OT	3-4	at WSH	1/7	L	2-5	at NSH
10/10	L	2-4	at NJ	1/10	L	1-2	PHI
10/12	W	3-2	BOS	1/12	W	5-2	at TB
10/14	W	4-3	at BUF	1/14	W	4-2	BOS
10/18	W	4-1	at BOS	1/15	L	1-2	at WSH
10/21	OT	2-3	at STL	1/17	OT	1-2**	at PIT
10/22	L	3-5	at WPG	1/20	W	3-0	WSH
10/25	OT	2-3**	OTT	1/21	OT	1-2	at NYI
10/28	W	3-0	CHI	1/23	W	2-1	WPG
10/29	L	1-5	at PHI	1/31	L	2-5	NYI
11/1	W	4-2	TB	2/2	W	3-0	at BOS
11/4	L	1-5	WSH	2/4	W	2-1	LA
11/6	L	2-5	DAL	2/8	OT	2-3	at ANA
11/8	L	2-3	at NJ	2/10	OT	3-4	at COL
11/11	L	1-5	at NYR	2/13	W	5-3	at MTL
11/12	W	5-3	PIT	2/17	W	3-2	SJ
11/14	L	3-5	PHI	2/18	L	3-4	at NYI
11/16	L	0-4	at MTL	2/20	W	5-0	WSH
11/18	L	0-1	BUF	2/23	OT	2-3**	ANA
11/20	W	3-2	TOR	2/25	OT	2-3**	FLA
11/21	W	4-2	at PHI	2/28	W	4-3	NSH
11/23	OT	3-4**	MTL	3/1	L	2-3	NYR
11/25	L	1-3	WPG	3/3	OT	3-4	TB
11/27	L	3-4	at OTT	3/6	W	4-3*	at WSH
11/29	L	1-3	FLA	3/7	OT	2-3	at BUF
12/1	L	3-5	NYR	3/10	W	4-2	at TB
12/2	L	2-3	PIT	3/11	L	0-2	at FLA
12/6	L	6-7	at CGY	3/13	L	2-4	at NYR
12/7	W	5-3	at EDM	3/15	W	2-0	STL
12/9	L	2-4	at WPG	3/17	W	5-3	at MIN
12/13	OT	1-2	at TOR	3/18	W	4-3	at WPG
12/15	W	4-3	VAN	3/21	W	3-1	FLA
12/18	OT	2-3	at FLA	3/23	L	1-5	at CBJ
12/21	L	3-4	PHX	3/24	L	4-5	at DET
12/23	W	2-1*	OTT	3/27	W	3-0	at TOR
12/26	W	4-2	NJ	3/30	OT	3-4	WPG
12/27	L	2-4	at PIT	3/31	L	0-5	NJ
12/29	W	4-3*	TOR	4/3	W	2-1	at OTT
12/31	L	2-5	at TB	4/5	W	2-1**	MTL
1/3	OT	3-4**	NYI	4/7	L	1-4	at FLA

MAJOR TRADES

11/29/11 – Claimed Andreas Nodl on waivers from Philadelphia.

12/9/11 – Acquired defenseman Jaroslav Spacek from Montreal in exchange for defenseman Tomas Kaberle.

01/18/12 – Acquired Evgenii Dadonov and A.J. Jenks from Florida in exchange Jon Matsumoto and Mattias Lindstrom.

01/20/12 – Acquired Joe Sova and a 2012 fourth-round draft pick from New Jersey in exchange for Alexei Ponikarovsky.

01/30/12 – Signed defenseman Tim Gleason to a four-year contract extension.

02/22/12 – Signed forward Tuomo Ruutu to a four-year contract extension.

04/5/12 – Signed forward Jeremy Welsh to an entry-level contract.

FINAL STATISTICS *(Hurricanes games only)*

PLAYER	SCORING <i>(*Rookies)</i>						
	GP	G	A	PTS	PIM	PP	SH
ERIC STAAL	82	24	46	70	48	7	3
JUSSI JOKINEN	79	12	34	46	54	3	2
JEFF SKINNER	64	20	24	44	56	4	0
JIRI TLUSTY	79	17	19	36	26	2	0
TUOMO RUUTU	72	18	16	34	50	3	0
CHAD LAROSE	67	19	13	32	48	3	1
BRANDON SUTTER	82	17	15	32	21	2	3
JAMIE MCBAIN	76	8	19	27	4	5	0
TIM BRENT	79	12	12	24	27	3	1
JAY HARRISON	72	9	14	23	60	2	0
*JUSTIN FAULK	66	8	14	22	29	5	0
ANTHONY STEWART	77	9	11	20	30	0	0
TIM GLEASON	82	1	17	18	71	0	0
JONI PITKANEN	30	5	12	17	16	2	0
ALEXEI PONIKAROVSKY	49	7	8	15	26	4	0
BRYAN ALLEN	82	1	13	14	76	0	0
DRAYSON BOWMAN	37	6	7	13	4	0	0
JAROSLAV SPACEK	34	5	7	12	6	3	0
PATRICK DWYER	73	5	7	12	23	0	2
TOMAS KABERLE	29	0	9	9	2	0	0
ANDREAS NODL	48	3	4	7	6	0	0
JEROME SAMSON	16	2	3	5	8	1	0
DEREK JOSLIN	44	2	2	4	35	0	0
*ZAC DALPE	16	1	2	3	4	0	0
*BRETT SUTTER	15	0	3	3	11	0	0
ZACH BOYCHUK	16	0	2	2	0	0	0
CAM WARD	68	1	0	1	4	0	0
*RILEY NASH	5	0	1	1	2	0	0
*JEREMY WELSH	1	0	0	0	4	0	0
*MIKE MURPHY	2	0	0	0	0	0	0
*BOBBY SANGUINETTI	3	0	0	0	0	0	0
JUSTIN PETERS	7	0	0	0	0	0	0
BRIAN BOUCHER	10	0	0	0	0	0	0

PLAYER	GOALTENDING					
	GP	MINS	GA	GAA	SO	W-L-OT
*MIKE MURPHY	2	36	0	0	0	0-1-0
JUSTIN PETERS	7	387	16	2.48	1	2-3-2
CAM WARD	68	3988	182	2.74	5	30-23-13
BRIAN BOUCHER	10	546	31	3.41	0	1-6-1

SEASON HIGHLIGHTS

- Jim Rutherford announces that the Hurricanes will honor former Carolina center Josef Vasicek with a No. 63 patch on their jerseys. Vasicek was killed in a Sept. 7, 2011, plane crash outside of Yaroslav, Russia that claimed the lives of 44 people with the Lokomotiv (KHL) hockey club – September 15, 2011.

- Kirk Muller is named head coach; Paul Maurice relieved of his head coaching duties – November 28, 2011.

- John MacLean joins coaching staff as an assistant coach – December 1, 2011.

- Kirk Muller earns his first NHL win as a head coach as the Hurricanes defeat the Edmonton Oilers 5-3 at Rexall Place – December 7, 2011.

- Cam Ward becomes the first goaltender in franchise history to score a goal when he is credited with Carolina's empty-net goal in the Hurricanes' 4-2 win against New Jersey – December 26, 2011.

- Justin Faulk represents Carolina at NHL All-Star Weekend in Ottawa, Ont., as one of 12 league rookies selected to participate in the All-Star Skills Competition. Faulk was one of four players to shoot for Team Alfredsson in the Hardest Shot event – January 28, 2012.

- The Hurricanes' home arena is renamed PNC Arena. The change came as a result of PNC Bank's acquisition of RBC Bank (USA). Carolina posts a 2-0 win against St. Louis behind Cam Ward's 40-save shutout – March 15, 2012.

CLOSING GAME ROSTER vs. Tampa Bay Lightning (home 4/9/11)

4	Jamie McBain	D	19	Jiri Tlustý	C	33	Derek Joslin	D	60	Justin Peters	G
5	Bryan Allen	D	20	Troy Bodie (scratch)	RW	36	Jussi Jokinen	LW	61	Cory Stillman	LW
6	Tim Gleason	D	21	Drayson Bowman	LW	39	Patrick Dwyer	RW	71	Jerome Samson	RW
12	Eric Staal	C	25	Joni Pitkanen	D	44	Jay Harrison (injured)	D	77	Joe Corvo	D
15	Tuomo Ruutu	LW	26	Erik Cole	LW	53	Jeff Skinner	C			
16	Brandon Sutter	C	30	Cam Ward	G	59	Chad LaRose	RW			

FINAL SOUTHEAST DIVISION STANDINGS

	GP	W	L	OT	GF	GA	PTS
WASHINGTON	82	48	23	11	224	197	107
TAMPA BAY	82	46	25	11	247	240	103
CAROLINA*	82	40	31	11	236	239	91
ATLANTA*	82	34	36	12	223	269	80
FLORIDA*	82	30	40	12	195	229	72

*Did not make playoffs.

FINAL STATISTICS (Hurricanes games only)

PLAYER	SCORING (*Rookies)							PIM	PP	SH	GW
	GP	G	A	PTS							
ERIC STAAL	81	33	43	76	72	12	3	8			
*JEFF SKINNER	82	31	32	63	46	6	0	2			
TUOMO RUUTU	82	19	38	57	54	7	0	1			
ERIK COLE	82	26	26	52	49	3	1	9			
JUSSI JOKINEN	70	19	33	52	24	8	0	1			
JOE CORVO	82	11	29	40	18	5	1	1			
JONI PITKANEN	72	5	30	35	60	1	0	1			
CHAD LAROSE	82	16	15	31	59	2	1	0			
*JAMIE MCBAIN	76	7	23	30	32	1	0	2			
BRANDON SUTTER	82	14	15	29	25	1	0	3			
SERGEI SAMSONOV	58	10	16	26	12	4	0	0			
PATRICK DWYER	80	8	10	18	12	0	1	2			
CORY STILLMAN	21	5	11	16	4	2	0	1			
TIM GLEASON	82	2	14	16	85	0	0	0			
JIRI TLUSTY	57	6	6	12	14	0	0	0			
JAY HARRISON	72	3	7	10	72	0	0	0			
IAN WHITE	39	0	10	10	12	0	0	0			
ANTON BABCHUK	17	3	5	8	12	1	0	1			
ZACH BOYCHUK	23	4	3	7	4	1	0	1			
DEREK JOSLIN	17	1	4	5	2	1	0	1			
BRYAN ALLEN	19	0	5	5	19	0	0	0			
*ZAC DALPE	15	3	1	4	0	0	0	1			
TOM KOSTOPOULOS	17	1	3	4	30	0	0	0			
TROY BODIE	50	1	2	3	54	0	0	0			
RYAN CARTER	32	0	3	3	22	0	0	0			
*JON MATSUMOTO	13	2	0	2	4	0	0	0			
*JEROME SAMSON	23	0	2	2	0	0	0	0			
PATRICK O'SULLIVAN	10	1	0	1	2	0	0	0			
*DRAYSON BOWMAN	23	0	1	1	12	0	0	0			
CAM WARD	74	0	1	1	0	0	0	0			
*BRETT SUTTER	1	0	0	0	0	0	0	0			
BRYAN RODNEY	3	0	0	0	2	0	0	0			
*JUSTIN PETERS	12	0	0	0	4	0	0	0			
BRETT CARSON	13	0	0	0	4	0	0	0			

PLAYER	GP	GOALTENDING			SO	W-L-OT
		MINS	GA	GAA		
CAM WARD	74	4318	184	2.56	4	37-26-10
*JUSTIN PETERS	12	648	43	3.98	0	3-5-1

COMPLETE RESULTS (*Overtime **Shootout)

DATE	W/L	SCORE	OPP.	DATE	W/L	SCORE	OPP.
10/7	W	4-3	at MIN	1/11	W	6-5**	CGY
10/8	W	2-1**	MIN	1/13	L	2-3	at BUF
10/14	L	2-3	at OTT	1/15	W	6-4	TB
10/17	L	1-5	at VAN	1/17	L	0-7	at BOS
10/19	W	5-2	at SJ	1/18	L	2-3	BOS
10/20	L	3-4	at LA	1/20	W	4-1	NYR
10/23	W	4-3*	at PHX	1/22	L	2-3	at PIT
10/27	L	0-3	WSH	1/24	W	6-4	TOR
10/29	W	4-3	at NYR	1/26	W	4-2	at NYI
10/30	L	0-3	PIT	2/1	L	2-3	BOS
11/1	L	2-3	at PHI	2/3	L	0-3	at TOR
11/3	W	7-2	NYI	2/5	W	4-3*	ATL
11/5	L	4-7	at FLA	2/8	OT	2-3*	at NJ
11/6	W	3-2	FLA	2/10	L	1-2	at PHI
11/9	W	7-1	EDM	2/12	OT	3-4*	at TB
11/11	L	1-8	PHI	2/13	W	3-2	at ATL
11/13	L	2-7	at MTL	2/16	L	2-3	at NJ
11/17	W	7-1	OTT	2/18	W	3-2	PHI
11/19	OT	4-5**	at PIT	2/19	L	1-4	NJ
11/20	OT	1-2**	NSH	2/22	OT	3-4**	NYR
11/24	L	2-3	WSH	2/25	W	4-1	PIT
11/26	W	3-0	at BOS	2/26	L	3-4	at MTL
11/28	OT	2-3**	at WSH	3/1	W	2-1	FLA
11/29	L	1-4	DAL	3/3	W	3-2*	BUF
12/3	W	2-1*	COL	3/4	L	2-5	at CHI
12/4	L	2-5	at NSH	3/9	OT	2-3*	ATL
12/10	OT	1-2**	at DAL	3/11	L	1-2	at WSH
12/11	W	2-1**	at STL	3/12	L	2-3	CBJ
12/15	W	4-3	at FLA	3/15	W	1-0	at BUF
12/16	W	3-2**	at ATL	3/16	L	1-3	TOR
12/18	W	4-2	ANA	3/18	W	3-2*	NYI
12/20	L	1-5	at TB	3/22	W	4-3	OTT
12/23	L	2-3	MTL	3/25	W	4-3	at TB
12/26	L	2-3	WSH	3/26	L	2-4	TB
12/28	W	4-3	at TOR	3/29	W	3-2**	at WSH
12/29	W	4-0	at OTT	3/30	W	6-2	MTL
1/1	W	6-3	NJ	4/2	W	4-2	at NYI
1/3	OT	3-4*	FLA	4/3	OT	1-2*	BUF
1/5	OT	1-2*	at NYR	4/6	W	3-0	DET
1/7	W	5-3	at FLA	4/8	W	6-1	at ATL
1/9	W	4-3*	ATL	4/9	L	2-6	TB

MAJOR TRADES**09/21/10** – Signed forward Jeff Skinner to a three-year, entry-level contract.**11/16/10** – Claimed forward Troy Bodie on waivers from Anaheim.**11/17/10** – Acquired defenseman Ian White and forward Brett Sutter from Calgary in exchange for defenseman Anton Babchuk and forward Tom Kostopoulos.**02/18/11** – Acquired defenseman Derek Joslin from San Jose in exchange for future considerations; Acquired San Jose's 2012 second-round draft pick in exchange for defenseman Ian White.**02/22/11** – Acquired forward Cory Stillman from Florida in exchange for forward Ryan Carter and Carolina's 2011 fifth-round draft pick.**02/28/11** – Acquired defenseman Bryan Allen from Florida in exchange for forward Sergei Samsonov.**SEASON HIGHLIGHTS**

- The Hurricanes take on SKA St. Petersburg in an exhibition game. Carolina is the first NHL team to play in Russia in more than 20 years – October 4, 2010.
- The Hurricanes take part in the 2010 Compuware NHL Premiere, playing two games against the Minnesota Wild at Hartwall Arena in Helsinki, Finland. Carolina wins both games – October 7-8, 2010.
- Head Coach Paul Maurice coaches his 1,000th career NHL regular-season game, making him the 19th head coach in league history – and the youngest at 43 years-302 days – to accomplish that feat – November 28, 2010.
- Carolina notches the 1,000th regular-season win in franchise history, downing the Toronto Maple Leafs 6-4 at the RBC Center – January 24, 2011.
- The Hurricanes host NHL All-Star Weekend. Team Lidstrom downs Team Staal by an 11-10 score in the All-Star Game. Jamie McBain, Jeff Skinner, Eric Staal and Cam Ward represent Carolina in the events – January 28-30, 2011.
- Cam Ward sets a new franchise record for saves in a season with 2,191, shattering the previous record of 1,844 set by Sean Burke in 1995-96. – April 9, 2011.
- Jeff Skinner becomes the first player in Carolina's franchise history to win the Calder Trophy as the NHL's rookie of the year – June 22, 2011.

2009-10 IN REVIEW

CLOSING GAME ROSTER *vs. Boston Bruins (away 4/10/10)*

5	Brian Pothier	D	16	Brandon Sutter	C	29	Tom Kostopoulos	RW	45	Alexandre Picard (injured)	D
6	Tim Gleason (injured)	D	17	Rod Brind'Amour (injured)	C	30	Cam Ward	G	53	Casey Borer	D
11	Zach Boychuk	C	21	Drayson Bowman	LW	33	Bryan Rodney	D	59	Chad LaRose	RW
12	Eric Staal	C	25	Joni Pitkanen (injured)	D	34	Manny Legace	G	67	Jerome Samson	RW
13	Ray Whitney	LW	26	Erik Cole	LW	36	Jussi Jokinen	LW			
14	Sergei Samsonov	LW	27	Brett Carson	D	39	Patrick Dwyer	RW			
15	Tuomo Ruutu (injured)	LW	28	Jamie McBain	D	44	Jay Harrison	D			

FINAL SOUTHEAST DIVISION STANDINGS

	GP	W	L	OT	GF	GA	PTS
WASHINGTON	82	54	15	13	318	233	121
ATLANTA	82	35	34	13	234	256	83
CAROLINA*	82	35	37	10	230	256	80
TAMPA BAY	82	34	36	12	217	260	80
FLORIDA	82	32	37	13	208	244	77

*Did not make playoffs.

COMPLETE RESULTS *(*Overtime **Shootout)*

DATE	W/L	SCORE	OPP.	DATE	W/L	SCORE	OPP.
10/2	L	0-2	PHI	1/7	L	2-4	at NSH
10/3	L	2-7	at BOS	1/8	W	2-1	COL
10/6	W	2-1**	TB	1/10	W	4-1	OTT
10/9	W	7-2	FLA	1/12	W	4-2	at TOR
10/10	L	2-5	at TB	1/14	L	1-3	at DET
10/14	OT	2-3**	PIT	1/16	L	3-5	ATL
10/17	L	0-2	at NJ	1/18	L	2-3	TB
10/21	OT	3-4**	at NYI	1/21	W	5-2	at ATL
10/23	L	4-5	at COL	1/23	L	2-4	at PHI
10/24	OT	2-3*	at MIN	1/24	W	5-1	BOS
10/28	L	2-5	STL	1/27	W	5-1	at NYR
10/31	L	1-6	at PHI	1/28	W	4-1	NYI
11/1	L	1-5	SJ	1/30	W	4-2	CHI
11/4	L	0-3	at FLA	2/1	L	2-4	at EDM
11/6	L	2-3	TOR	2/3	L	1-4	at CGY
11/7	L	2-3	at CBJ	2/5	W	4-3	at BUF
11/11	L	2-5	LA	2/6	W	3-1	at NYI
11/13	OT	3-4*	NYI	2/9	W	4-1	FLA
11/15	W	5-4**	MIN	2/11	W	4-3*	BUF
11/17	OT	2-3**	at MTL	2/13	W	5-2	NJ
11/19	W	6-5**	TOR	3/2	W	5-1	at TOR
11/21	W	3-1	TB	3/4	W	4-1	OTT
11/23	L	0-2	at DAL	3/6	L	1-4	at FLA
11/25	L	2-3	at ANA	3/7	W	4-0	at ATL
11/27	L	4-6	ATL	3/10	OT	3-4*	at WSH
11/28	L	1-5	at BUF	3/11	W	4-3*	PIT
11/30	L	2-3	WSH	3/13	L	0-4	PHX
12/5	W	5-3	VAN	3/16	L	2-5	BOS
12/7	W	3-2	at PIT	3/18	W	4-3*	WSH
12/9	L	2-4	at NJ	3/20	W	3-2*	at PIT
12/11	OT	3-4*	at WSH	3/21	L	3-5	BUF
12/12	L	2-4	at OTT	3/23	OT	2-3*	at TB
12/16	W	5-3	DAL	3/25	W	3-2**	WSH
12/18	L	3-6	at FLA	3/27	L	0-4	ATL
12/19	W	3-2	FLA	3/29	W	4-1	at ATL
12/21	L	1-3	NYR	3/31	W	2-1	at MTL
12/23	L	1-5	MTL	4/1	OT	3-4**	at OTT
12/26	OT	3-4**	PHI	4/3	L	0-4	NJ
12/28	W	6-3	at WSH	4/6	W	8-5	at TB
12/31	L	1-2	NYR	4/8	W	5-2	MTL
1/2	W	2-1*	at NYR	4/10	L	2-4	at BOS

MAJOR TRADES

07/24/09 – Acquired defenseman Aaron Ward from Boston in exchange for forward Patrick Eaves and a fourth-round pick in 2010.
12/03/09 – Acquired forward Jiri Tlustý from Toronto in exchange for forward Philippe Paradis.
02/07/10 – Traded defenseman Niclas Wallin and a 2010 fifth-round pick to San Jose for Buffalo's 2010 second-round pick.
02/12/10 – Traded forward Matt Cullen to Ottawa for defenseman Alexandre Picard and Ottawa's 2010 second-round pick.
03/03/10 – Acquired goaltender Justin Pogge and Boston's fourth-round pick in 2010 or 2011 from Anaheim in exchange for defenseman Aaron Ward; Traded forward Scott Walker to Washington for Washington's 2010 seventh-round pick; Acquired defenseman Brian Pothier, forward Oskar Osala and Washington's 2011 second-round pick from Washington for defenseman Joe Corvo; Acquired forward Cedric McNicoll and Colorado's 2010 sixth-round pick from Colorado for forwards Stephane Yelle and Harrison Reed; Traded defenseman Andrew Alberts to Vancouver for Vancouver's 2010 third-round pick.

FINAL STATISTICS *(Hurricanes games only)*

PLAYER	SCORING <i>(*Rookies)</i>						
	GP	G	A	PTS	PIM	PP	SH
ERIC STAAL	70	29	41	70	68	13	0
JUSSI JOKINEN	81	30	35	65	36	10	0
RAY WHITNEY	80	21	37	58	26	7	0
JONI PITKANEN	71	6	40	46	72	1	0
BRANDON SUTTER	72	21	19	40	2	5	0
MATT CULLEN	60	12	28	40	26	1	2
TUOMO RUUTU	54	14	21	35	50	5	0
SERGEI SAMSONOV	72	14	15	29	32	2	0
CHAD LAROSE	56	11	17	28	24	0	1
TOM KOSTOPOULOS	82	8	13	21	106	0	2
ROD BRIND'AMOUR	80	9	10	19	36	2	0
TIM GLEASON	61	5	14	19	78	1	1
ERIK COLE	40	11	5	16	29	2	0
PATRICK DWYER	58	7	5	12	6	0	0
JOE CORVO	34	4	8	12	10	4	0
*BRETT CARSON	54	2	10	12	12	0	0
*BRYAN RODNEY	22	1	10	11	8	0	0
AARON WARD	60	1	10	11	54	0	0
*JAMIE MCBAIN	14	3	7	10	0	1	0
ANDREW ALBERTS	62	2	8	10	74	0	0
*ZACH BOYCHUK	31	3	6	9	2	0	0
STEPHANE YELLE	59	4	3	7	28	0	1
JIRI TLUSTY	18	1	5	6	6	0	0
JAY HARRISON	38	1	5	6	50	0	0
SCOTT WALKER	33	3	2	5	23	1	0
NICLAS WALLIN	47	0	5	5	26	0	0
BRIAN POTHIER	20	1	3	4	11	0	0
CAM WARD	47	0	3	3	0	0	0
*DRAYSON BOWMAN	9	2	0	2	4	1	0
*JEROME SAMSON	7	0	2	2	10	0	0
MANNY LEGACE	28	0	1	1	0	0	0
*OSKAR OSALA	1	0	0	0	0	0	0
*CASEY BORER	2	0	0	0	0	0	0
STEVEN GOERTZEN	6	0	0	0	5	0	0
ALEXANDRE PICARD	9	0	0	0	6	0	0
*JUSTIN PETERS	9	0	0	0	0	0	0
TIM CONBOY	12	0	0	0	24	0	0

PLAYER	GOALTENDING					
	GP	MINS	GA	GAA	SO	W-L-OT
CAM WARD	47	2651	119	2.69	0	18-23-5
MANNY LEGACE	28	1472	69	2.81	1	10-7-5
*JUSTIN PETERS	9	488	23	2.83	0	6-3-0
MICHAEL LEIGHTON	7	350	25	4.29	0	1-4-0

SEASON HIGHLIGHTS

- Goaltender Cam Ward signs a six-year contract extension which begins in 2010-11 and will run through 2015-16 – September 30, 2009.
- Forward Ray Whitney plays his 1,000th NHL regular-season game in the Hurricanes' game at Nassau Coliseum against the New York Islanders – October 21, 2009.
- Forward Eric Staal's 349-game "ironman" streak ends when he misses Carolina's game at Florida. The games-played streak is the longest since the team's relocation, and the second-longest in franchise history – November 4, 2009.
- The Hurricanes name Eric Staal captain and Rod Brind'Amour alternate captain – January 20, 2010.
- All four Hurricanes players – Tim Gleason (USA-silver), Joni Pitkanen (Finland-bronze), Tuomo Ruutu (Finland-bronze) and Eric Staal (Canada-gold) – competing in the 2010 Winter Olympics in Vancouver win medals – February 28, 2010.
- Paul Maurice coaches his 800th game behind the Hurricanes' bench, making him the 10th coach in NHL history to coach 800 games with one franchise – March 16, 2010.
- Forward Brandon Sutter finishes the season with 20 goals and only two penalty minutes, making him the first NHL player since Sergei Berezin (26g, 2 PIM) in 1999-00 to have at least 20 goals while only taking two penalty minutes – April 10, 2010.

CLOSING GAME ROSTER *vs. New Jersey Devils (away 4/11/09)*

4	Dennis Seidenberg	D	14	Sergei Samsonov	LW	26	Erik Cole	LW	59	Chad LaRose	RW
5	Frantisek Kaberle (injured)	D	15	Tuomo Ruutu	LW	30	Cam Ward	G	63	Dwight Helminen	C
6	Tim Gleason	D	17	Rod Brind'Amour	C	33	Anton Babchuk	D	77	Joe Corvo	D
7	Niclas Wallin	D	18	Ryan Bayda (scratch)	LW	36	Jussi Jokinen	LW			
8	Matt Cullen (injured)	C	20	Michael Ryan (scratch)	C	38	Tim Conboy	D			
12	Eric Staal	C	24	Scott Walker	RW	44	Patrick Eaves	RW			
13	Ray Whitney	LW	25	Joni Pitkanen	D	49	Michael Leighton	G			

FINAL SOUTHEAST DIVISION STANDINGS

	GP	W	L	OT	GF	GA	PTS
WASHINGTON	82	50	24	8	272	245	108
CAROLINA*	82	45	30	7	239	226	97
FLORIDA	82	41	30	11	234	231	93
ATLANTA	82	35	41	6	257	280	76
TAMPA BAY	82	24	40	18	210	279	66

*Def. New Jersey in Eastern Conf. Quarterfinals, 4-3; Def. Boston in Eastern Conf. Semifinals, 4-3; Lost to Pittsburgh in Eastern Conf. Finals, 4-0.

COMPLETE RESULTS *(*Overtime **Shootout)*

DATE	W/L	SCORE	OPP.	DATE	W/L	SCORE	OPP.
10/10	W	6-4	FLA	1/8	L	2-4	FLA
10/11	W	4-3*	at TB	1/10	L	1-5	at BOS
10/13	L	1-3	DET	1/13	L	1-5	at OTT
10/17	OT	3-4*	at LA	1/15	L	4-6	TOR
10/19	W	3-1	at ANA	1/17	L	1-3	at BUF
10/23	L	1-4	at PIT	1/19	W	2-0	at TOR
10/25	W	4-3	at NYI	1/20	W	2-1	at PIT
10/28	OT	2-3**	at MTL	1/27	L	2-3	at NYR
10/30	W	1-0	at STL	1/29	W	3-2	TB
11/1	L	1-3	EDM	1/31	W	2-0	ATL
11/2	W	6-4	TOR	2/3	L	3-4	at VAN
11/4	W	5-4*	at TOR	2/5	W	4-3**	at SJ
11/6	L	2-3	at WSH	2/7	W	7-2	at PHX
11/7	W	2-1	OTT	2/12	L	0-5	FLA
11/9	L	2-5	ATL	2/14	L	1-5	CBJ
11/12	L	1-5	WSH	2/15	W	3-0	at BUF
11/14	L	2-3	at ATL	2/17	L	1-5	BOS
11/16	W	3-2**	TB	2/19	W	6-2	at NYI
11/18	W	2-1	MTL	2/20	W	4-1	TB
11/21	W	5-2	PHX	2/22	W	t-2	COL
11/23	L	2-5	NSH	2/24	L	2-4	at OTT
11/24	L	2-3	at FLA	2/26	W	2-1**	BUF
11/26	L	1-3	PHI	2/28	L	3-5	at ATL
11/28	W	3-2*	at PHI	3/3	W	5-2	at WSH
11/30	L	1-4	ANA	3/6	W	6-1	CGY
12/4	L	2-5	PIT	3/7	W	9-3	at TB
12/6	OT	1-2*	PHI	3/9	W	3-0	NYR
12/7	W	3-1	WSH	3/11	OT	2-3**	at CHI
12/11	OT	5-6**	at PHI	3/12	L	2-3	at DAL
12/13	OT	2-3**	at NYR	3/14	OT	4-5**	at WSH
12/16	W	3-2	MTL	3/18	W	4-2	NJ
12/18	W	2-1*	FLA	3/20	W	5-4	NYI
12/20	L	2-4	at BOS	3/21	W	4-1	WSH
12/21	W	3-2*	at MTL	3/23	W	3-2*	at FLA
12/23	L	2-3	at MIN	3/25	W	2-1	OTT
12/26	W	5-4	at ATL	3/28	W	2-1	at NJ
12/27	L	2-4	BOS	4/2	W	4-2	NYR
12/31	W	3-1	ATL	4/4	W	3-2*	PIT
1/2	W	2-1	STL	4/7	W	9-0	NYI
1/3	W	3-2	at TB	4/9	L	1-5	BUF
1/6	W	3-2	NJ	4/11	L	2-3	at NJ

MAJOR TRADES

07/01/08 – Acquired defenseman Joni Pitkanen from Edmonton in exchange for forward Erik Cole.

02/07/09 – Acquired forward Jussi Jokinen from Tampa Bay in exchange for forward/defenseman Wade Brookbank, defenseman Josef Melichar and a fourth-round pick in 2009.

03/04/09 – Acquired forward Patrick O'Sullivan and Calgary's second-round pick in 2009 from Los Angeles in exchange for forward Justin Williams; traded O'Sullivan and Carolina's second-round pick in 2009 to Edmonton for forward Erik Cole and Edmonton's fifth-round pick in 2009.

FINAL STATISTICS *(Hurricanes games only)*

PLAYER	SCORING (*Rookies)						
	GP	G	A	PTS	PIM	PP	SH
RAY WHITNEY	82	24	53	77	32	7	0
ERIC STAAL	82	40	35	75	50	14	1
TUOMO RUUTU	79	26	28	54	79	10	0
ROD BRIND'AMOUR	80	16	35	51	36	6	1
SERGEI SAMSONOV	81	16	32	48	28	3	0
MATT CULLEN	69	22	21	43	20	4	2
JOE CORVO	81	14	24	38	18	8	1
ANTON BABCHUK	72	16	19	35	16	9	0
JONI PITKANEN	71	7	26	33	58	2	0
CHAD LAROSE	81	19	12	31	35	0	2
DENNIS SEIDENBERG	70	5	25	30	37	2	0
SCOTT WALKER	41	5	10	15	39	1	0
ERIK COLE	17	2	13	15	10	0	0
PATRICK EAVES	74	6	8	14	31	1	1
RYAN BAYDA	70	5	7	12	26	0	0
TIM GLEASON	70	0	12	12	68	0	0
JUSSI JOKINEN	25	1	10	11	12	0	0
JUSTIN WILLIAMS	32	3	7	10	9	2	0
NICLAS WALLIN	64	2	8	10	42	0	0
FRANTISEK KABERLE	30	1	7	8	8	1	0
BRANDON SUTTER*	50	1	5	6	16	0	0
JOSEF MELICHAR	15	0	4	4	8	0	0
DAN LACOUTURE	11	2	0	2	10	0	0
DWIGHT HELMINEN*	23	1	1	2	0	0	0
MICHAEL RYAN	18	0	2	2	2	0	0
BRYAN RODNEY*	8	0	2	2	2	0	0
WADE BROOKBANK	27	1	0	1	40	0	0
PATRICK DWYER*	13	1	0	1	0	0	0
TIM CONBOY	28	0	1	1	37	0	0
JAKUB PETRUZALEK*	2	0	1	1	0	0	0
CAM WARD	68	0	1	1	4	0	0
BRETT CARSON*	5	0	0	0	4	0	0
CASEY BORER*	3	0	0	0	5	0	0
ZACH BOYCHUK*	2	0	0	0	0	0	0
MICHAEL LEIGHTON	19	0	0	0	4	0	0

GOALTENDING

PLAYER	GP	MINS	GA	GAA	SO	W-L-OT
CAM WARD	68	3928	160	2.44	6	39-23-5
MICHAEL LEIGHTON	19	1029	50	2.92	0	6-7-2

SEASON HIGHLIGHTS

- Paul Maurice is named head coach and Ron Francis is named associate head coach; Peter Laviolette relieved of his head coaching duties – December 3, 2008.

- The Hurricanes score a 9-3 win at TB, marking the most goals in a game for the team since relocating to North Carolina. Eric Staal scores four goals, marking the first time a player had scored four goals in a game since relocation, and the third time the feat was accomplished in franchise history. Staal's six points set a Hurricanes record and tie the franchise record for points in a game – March 7, 2009.

- Cam Ward earns his 39th win of the season in Carolina's 9-0 rout of the NY Islanders. For Ward, the win breaks Martin Gerber's franchise record of 38 wins in a season. For the Hurricanes, it marks their 45th win of the regular season - the second-best wins total in franchise history – April 7, 2009.

- The Hurricanes' franchise-record 12-game home winning streak is snapped. The 12-game home winning streak shatters the previous record of nine games – April 9, 2009.

- "The Shock at the Rock" – Trailing 3-2 with 1:20 remaining in regulation, Jussi Jokinen scores the tying goal in Game 7 of the Eastern Conference Quarterfinals at New Jersey's Prudential Center. Eric Staal then beats Martin Brodeur with 32 seconds remaining, and the Hurricanes advance to the second round – April 28, 2009.

- Scott Walker beats Tim Thomas 18:46 into overtime of Game 7 of the Eastern Conference Semifinals at TD Banknorth Garden to give the Hurricanes a 3-2 win. Carolina becomes just the fourth team to advance to the Eastern Conference Finals three times in the first decade of the 2000s, joining NJ, PHI and PIT in that group.

2007-08 IN REVIEW

CLOSING GAME ROSTER *vs. Florida Panthers (home 4/7/07)*

2	Glen Wesley	D	12	Eric Staal	C	24	Scott Walker	RW	44	Patrick Eaves (injured)	RW
4	Dennis Seidenberg	D	13	Ray Whitney	LW	26	Erik Cole	LW	45	David Tanabe (injured)	D
5	Frantisek Kaberle	D	14	Sergei Samsonov	LW	28	Andrew Hutchinson	D	47	John Grahame	G
6	Bret Hedican	D	15	Tuomo Ruutu	LW	30	Cam Ward	G	51	Jeff Hamilton (scratch)	F
7	Niclas Wallin	D	17	Rod Brind'Amour (injured)	C	37	Keith Aucoin	RW	59	Chad LaRose	RW
8	Matt Cullen	C	18	Ryan Bayda	LW	38	Tim Conboy (scratch)	D	77	Joe Corvo	D
11	Justin Williams (injured)	RW	19	Trevor Letowski	RW	42	Tim Gleason	D			

FINAL SOUTHEAST DIVISION STANDINGS

	GP	W	L	OT	GF	GA	PTS
WASHINGTON	82	43	31	8	242	231	94
CAROLINA*	82	43	33	6	252	249	92
FLORIDA	82	38	35	9	216	226	85
ATLANTA	82	34	40	8	216	272	76
TAMPA BAY	82	31	42	9	223	267	71

*Did not make playoffs.

COMPLETE RESULTS *(*Overtime **Shootout)*

DATE	W/L	SCORE	OPP.	DATE	W/L	SCORE	OPP.
10/3	OT	2-3*	MTL	1/2	OT	4-5*	ATL
10/5	W	4-1	PIT	1/4	W	4-3	at ATL
10/6	L	0-2	at WSH	1/5	L	0-1	at STL
10/9	W	7-1	at TOR	1/8	W	1-0	at BOS
10/11	W	5-3	at OTT	1/10	L	1-4	NJ
10/13	W	3-1	at MTL	1/12	L	4-5	COL
10/19	OT	3-4**	at PIT	1/15	L	4-5	at TOR
10/20	OT	2-3*	at PHI	1/17	L	1-5	at OTT
10/22	W	3-1	VAN	1/18	W	7-2	EDM
10/24	W	6-2	BUF	1/21	W	3-2*	at NYI
10/26	L	4-7	MTL	1/22	L	3-6	NYI
10/27	W	8-3	at NYI	1/29	W	3-1	NYR
10/31	L	2-4	at FLA	1/31	W	3-2*	TOR
11/3	W	4-2	FLA	2/2	L	1-4	at PIT
11/5	W	5-0	WSH	2/5	L	0-1	at NSH
11/8	L	1-5	TB	2/8	W	2-1	at WSH
11/10	W	5-3	at ATL	2/9	L	1-6	at NJ
11/12	W	4-3	at FLA	2/12	W	3-2	at BOS
11/14	L	1-6	at TB	2/14	W	4-2	PIT
11/16	L	0-3	ATL	2/16	W	5-4	FLA
11/17	W	2-1	FLA	2/18	L	1-5	at NJ
11/21	L	3-6	PHI	2/19	OT	2-3**	BOS
11/23	W	4-3	TB	2/21	W	5-3	ATL
11/24	L	2-5	at WSH	2/23	W	6-3	WSH
11/28	L	1-3	PHI	2/26	W	2-1*	NJ
11/30	W	4-3	WSH	2/28	L	2-4	NYR
12/1	L	1-8	at BUF	3/1	W	5-1	TB
12/3	W	4-0	at NYR	3/5	W	6-3	at ATL
12/6	L	1-2	at TB	3/6	W	3-2	MIN
12/8	W	5-1	at MTL	3/8	W	4-3*	BUF
12/9	L	2-5	at DET	3/12	W	3-0	at CHI
12/12	L	0-6	OTT	3/14	L	1-7	at BUF
12/14	L	3-4	CGY	3/16	W	5-1	OTT
12/15	W	6-5**	at PHI	3/19	W	5-3	at ATL
12/18	W	3-2*	TOR	3/20	W	2-1**	at FLA
12/20	L	4-5	at FLA	3/25	OT	2-3**	WSH
12/22	W	4-1	at TB	3/28	W	7-1	ATL
12/26	L	2-4	at NYR	3/29	L	1-2	at TB
12/28	W	4-3	BOS	4/1	L	1-4	at WSH
12/29	L	1-4	at CBJ	4/2	W	6-2	TB
12/31	L	1-4	NYI	4/4	L	3-4	FLA

MAJOR TRADES

01/08/08 – Claimed forward Sergei Samsonov on re-entry waivers from Chicago.

01/17/08 – Traded forward Craig Adams to Chicago for future considerations.

01/31/08 – Acquired forward Joe Jensen from Pittsburgh in exchange for forward David Gove.

02/11/08 – Acquired defenseman Joe Corvo and forward Patrick Eaves from Ottawa in exchange for defenseman Mike Commodore and forward Cory Stillman.

02/26/08 – Acquired forward Tuomo Ruutu from Chicago in exchange for forward Andrew Ladd.

FINAL STATISTICS *(Hurricanes games only)*

PLAYER	SCORING <i>(*Rookies)</i>						
	GP	G	A	PTS	PIM	PP	SH
ERIC STAAL	82	38	44	82	50	14	0
RAY WHITNEY	66	25	36	61	30	6	0
ERIK COLE	73	22	29	51	76	10	0
ROD BRIND'AMOUR	59	19	32	51	38	6	0
MATT CULLEN	59	13	36	49	32	8	0
CORY STILLMAN	55	21	25	46	14	10	0
SERGEI SAMSONOV	38	14	18	32	10	3	0
SCOTT WALKER	58	14	18	32	115	4	2
JUSTIN WILLIAMS	37	9	21	30	43	2	0
JEFF HAMILTON	58	9	15	24	10	7	0
CHAD LAROSE	58	11	12	23	46	0	1
FRANTISEK KABERLE	80	0	22	22	30	0	0
JOSEPH CORVO	23	7	14	21	8	5	0
TIM GLEASON	80	3	16	19	84	0	0
ANDREW LADD	43	9	9	18	31	0	0
TREVOR LETOWSKI	75	9	9	18	30	0	1
BRET HEDICAN	66	2	15	17	70	0	0
DENNIS SEIDENBERG	47	0	15	15	18	0	0
KEITH AUCOIN	38	5	8	13	10	0	0
MIKE COMMODORE	41	3	9	12	74	0	0
TUOMO RUUTU	17	4	7	11	16	3	0
NICLAS WALLIN	66	2	6	8	54	0	0
GLEN WESLEY	78	1	7	8	52	0	0
RYAN BAYDA	31	3	3	6	28	0	0
CRAIG ADAMS	40	2	3	5	34	0	0
PATRICK EAVES	11	1	4	5	4	1	0
TIM CONBOY*	19	0	5	5	60	0	0
CASEY BORER*	11	1	2	3	4	0	0
DAVID TANABE	18	1	2	3	8	0	0
WADE BROOKBANK	32	1	1	2	76	0	0
JOE JENSEN*	6	1	0	1	2	0	0
BRANDON NOLAN*	6	0	1	1	0	0	0
JOHN GRAHAME	17	0	1	1	4	0	0
CAM WARD	69	0	1	1	4	0	0
JOEY MORMINA*	1	0	0	0	0	0	0
MICHAEL LEIGHTON	3	0	0	0	0	0	0

GOALTENDING

PLAYER	GP	MINS	GA	GAA	SO	W-L-OT
MICHAEL LEIGHTON	3	158	7	2.66	0	1-1-0
CAM WARD	69	3930	180	2.75	4	37-25-5
JOHN GRAHAME	17	848	53	3.75	0	5-7-1

SEASON HIGHLIGHTS

- Forward Eric Staal becomes the sixth-fastest player in franchise history (268 games) to score 100 goals when he beats Johan Holmqvist in a 4-3 win vs. TB – November 23, 2007.
- Eric Staal represents the Eastern Conference at the NHL All-Star Game in Atlanta. Staal is named the Game's Most Valuable Player with two goals and an assist on Marc Savard's game-winner, helping the Eastern Conference to an 8-7 win. It marks the first All-Star Game MVP for a player in franchise history – January 27, 2008.
- Defenseman Glen Wesley passes Tim Horton (1,446) on the NHL's all-time games played list for defensemen – March 12, 2008.
- Glen Wesley announces his retirement as a player and is named director of defenseman development. President/General Manager Jim Rutherford announces that Wesley's No. 2 jersey would be retired to the RBC Center rafters – June 5, 2008.

CLOSING GAME ROSTER vs. Florida Panthers (home 4/7/07)

2	Glen Wesley	D	12	Eric Staal	C	26	Erik Cole	LW	59	Chad LaRose	RW
4	Dennis Seidenberg	D	13	Ray Whitney	LW	27	Craig Adams	RW	61	Cory Stillman	LW
5	Frantisek Kaberle	D	16	Andrew Ladd	LW	28	Andrew Hutchinson	D	63	Josef Vasicek	C
6	Bret Hedican (injured)	D	17	Rod Brind'Amour	C	30	Cam Ward	G	77	Anson Carter (scratch)	RW
7	Niclas Wallin	D	19	Trevor Letowski	RW	45	David Tanabe	D			
8	Tim Gleason (injured)	C	22	Mike Commodore	D	47	John Grahame	G			
11	Justin Williams	RW	24	Scott Walker	RW	48	Anton Babchuk (scratch)	D			

FINAL SOUTHEAST DIVISION STANDINGS

	GP	W	L	OT	GF	GA	PTS
ATLANTA	82	43	28	11	246	245	97
TAMPA BAY	82	44	33	5	253	261	93
CAROLINA*	82	40	34	8	241	253	88
FLORIDA	82	35	31	16	247	257	86
WASHINGTON	82	28	40	14	235	286	70

*Did not make playoffs.

COMPLETE RESULTS (*Overtime **Shootout)

DATE	W/L	SCORE	OPP.	DATE	W/L	SCORE	OPP.
10/4	OT	2-3**	BUF	1/2	L	0-3	PIT
10/6	L	0-4	NJ	1/4	L	0-2	PHX
10/7	L	2-5	at WSH	1/6	W	4-2	NYI
10/11	L	3-6	at FLA	1/9	W	4-1	at TOR
10/13	W	4-3	at ATL	1/11	W	6-4	FLA
10/14	W	5-1	at PIT	1/13	OT	3-4**	ATL
10/16	W	5-1	at TB	1/16	W	3-2*	at FLA
10/20	L	4-5	at BUF	1/18	L	2-5	WSH
10/21	OT	3-4*	at NYI	1/20	OT	5-6**	TB
10/25	W	5-4*	ATL	1/26	W	6-2	WSH
10/26	L	1-5	at TB	1/27	L	3-7	at WSH
10/28	W	6-4	TB	1/30	L	1-4	TOR
11/1	W	5-2	at ATL	2/1	L	0-4	TB
11/2	L	0-4	MTL	2/3	OT	3-4*	BOS
11/4	W	3-2	at OTT	2/6	W	2-1	at MTL
11/7	OT	2-3**	at NJ	2/8	W	5-2	at BOS
11/9	W	5-0	WSH	2/10	L	4-5	at MIN
11/11	W	6-2	PIT	2/13	W	2-1	LA
11/13	L	4-7	BUF	2/15	L	1-4	NYR
11/15	W	2-1	NYR	2/17	W	5-3	at MTL
11/17	W	4-1	at WSH	2/20	L	1-3	ATL
11/18	W	5-4	DAL	2/22	W	3-2*	PHI
11/21	L	0-4	at NYR	2/24	W	4-1	at ATL
11/22	L	2-4	at NYI	2/27	L	2-4	OTT
11/24	W	5-1	at BOS	2/28	L	0-2	at OTT
11/28	L	1-4	OTT	3/2	W	3-2	PIT
11/30	W	4-2	MTL	3/4	L	1-3	at ATL
12/2	W	5-2	BOS	3/9	W	3-0	at WSH
12/5	L	0-3	at CGY	3/11	L	1-2**	at NYR
12/6	L	1-3	at EDM	3/13	W	3-1	FLA
12/8	OT	3-4*	at VAN	3/15	L	2-3	NJ
12/11	L	2-5	at COL	3/17	W	7-2	at NJ
12/15	L	3-4	TOR	3/22	W	4-3	WSH
12/16	W	3-2	at TB	3/24	W	6-4	SJ
12/19	W	2-1	at PHI	3/27	L	1-6	at TOR
12/22	W	5-1	NYI	3/28	L	1-5	at PHI
12/23	W	3-2*	at FLA	3/30	L	2-4	TB
12/26	W	4-2	FLA	4/1	W	4-3*	at FLA
12/28	L	1-4	at BUF	4/3	L	2-3	at TB
12/29	W	4-2	ANA	4/6	L	1-4	ATL
12/31	L	2-5	PHI	4/7	W	5-4*	FLA

MAJOR TRADES

09/29/06 – Acquired forward Eric Belanger and defenseman Tim Gleason from LA in exchange for the rights to defenseman Jack Johnson and defenseman Oleg Tverdokvsky.

01/08/07 – Acquired defenseman Dennis Seidenberg from PHX in exchange for forward Kevyn Adams.

02/09/07 – Acquired forward Josef Vasicek from NSH in exchange for forward Eric Belanger.

02/23/07 – Acquired forward Anson Carter from CBJ in exchange for a 2008 fifth-round draft pick.

FINAL STATISTICS (Hurricanes games only)

SCORING										
PLAYER	GP	G	A	PTS	PIM	PP	SH	GW		
RAY WHITNEY	81	32	51	83	46	6	0	6		
ROD BRIND'AMOUR	78	26	56	82	46	9	2	5		
ERIC STAAL	82	30	40	70	68	12	1	1		
JUSTIN WILLIAMS	82	33	34	67	73	12	2	8		
ERIK COLE	71	29	32	61	76	9	0	4		
SCOTT WALKER	81	21	30	51	45	6	0	6		
MIKE COMMODORE	82	7	22	29	113	0	2	1		
CORY STILLMAN	43	5	22	27	24	1	0	0		
ANDREW LADD	65	11	10	21	46	2	0	3		
ERIC BELANGER	56	8	12	20	14	3	0	1		
CHAD LAROSE	80	6	12	18	10	0	2	0		
DAVID TANABE	60	5	12	17	44	2	0	0		
CRAIG ADAMS	82	7	7	14	54	0	1	1		
ANDREW HUTCHINSON	41	3	11	14	30	2	0	0		
ANTON BABCHUK	52	2	12	14	30	0	0	2		
GLEN WESLEY	68	1	12	13	56	0	1	1		
NICLAS WALLIN	67	2	8	10	48	0	0	0		
BRET HEDICAN	50	0	10	10	36	0	0	0		
JOSEF VASICEK	25	2	7	9	22	0	0	0		
FRANTISEK KABERLE	27	2	6	8	20	1	0	1		
TREVOR LETOWSKI	61	2	6	8	18	0	0	0		
TIM GLEASON	57	2	4	6	57	1	0	0		
DENNIS SEIDENBERG	20	1	5	6	2	0	0	0		
KEVYN ADAMS	35	2	2	4	17	0	1	0		
JOHN GRAHAME	28	0	3	3	2	0	0	0		
RYAN BAYDA	9	1	1	2	2	0	0	0		
KEITH AUCCOIN	8	0	1	1	0	0	0	0		
ANSON CARTER	10	1	0	1	2	1	0	0		
CAM WARD	60	0	1	1	6	0	0	0		
DAVID GOVE	1	0	0	0	0	0	0	0		

GOALTENDING

PLAYER	GP	MINS	GA	GAA	SO	W-L-OT
JOHN GRAHAME	28	1515	72	2.85	0	10-13-2
CAM WARD	60	3422	167	2.93	2	30-21-6

SEASON HIGHLIGHTS

- The Hurricanes open the season against their 2006 Eastern Conference Finals opponent, Buffalo, and raise their 2006 Stanley Cup Champions banner to the RBC Center's rafters in front of an overflow crowd of 18,840 – October 4, 2006.
- Hurricanes goaltender Cam Ward records his first NHL regular-season shutout as Carolina scores a 5-0 win vs. Washington – November 9, 2006.
- Hurricanes forwards Eric Staal and Justin Williams represent the Eastern Conference at the NHL All-Star Game in Dallas, each notching a goal. It marks the first time since 1999 that two members of the Hurricanes have gone to an All-Star Game – January 24, 2007.
- Ray Whitney sets a franchise record scoring three even-strength goals in a 1:40 span in the second period of Carolina's 5-2 win at Boston. The feat marks the fastest three even-strength goals in the NHL since Bill Mosienko scored three times in :21 in his Blackhawks' 7-6 win at NY Rangers, March 23, 1952 – February 8, 2007.
- Hurricanes establish a new single-season attendance record of more than 650,000 fans when they host an overflow crowd of 18,763 against San Jose. Carolina finishes the season having hosted 712,861 fans in its 41 home games, an average of 17,387 fans per game and 93.3% of the RBC Center's capacity – March 24, 2007.
- Rod Brind'Amour wins the Frank J. Selke Trophy at the NHL Awards in Toronto – June 14, 2007.

2005-06 IN REVIEW

CLOSING GAME ROSTER *vs. Buffalo Sabres (home 4/18/06)*

2	Glen Wesley	D	12	Eric Staal	C	24	Andrew Hutchinson (scratch)	D	59	Chad LaRose	RW
4	Aaron Ward	D	13	Ray Whitney (injured)	LW	26	Erik Cole (injured)	LW	61	Cory Stillman	LW
5	Frantisek Kaberle	D	14	Kevyn Adams	C	27	Craig Adams	RW	63	Josef Vasicek	C
6	Bret Hedican	D	16	Andrew Ladd (scratch)	LW	29	Martin Gerber	G	70	Oleg Tverdovsky	D
7	Niclas Wallin	D	17	Rod Brind'Amour	C	30	Cam Ward	G			
8	Matt Cullen	C	18	Mark Recchi	RW	39	Doug Weight	C			
11	Justin Williams	RW	22	Mike Comodore	D	48	Anton Babchuk (scratch)	D			

FINAL SOUTHEAST DIVISION STANDINGS

	GP	W	L	OT	GF	GA	PTS
CAROLINA*	82	52	22	8	294	260	112
TAMPA BAY	82	43	33	6	252	260	92
ATLANTA	82	41	33	8	281	275	90
FLORIDA	82	37	34	11	240	257	85
WASHINGTON	82	29	41	12	237	306	70

*Def. Montreal in Eastern Conference Quarterfinals, 4-2; Def. New Jersey in Eastern Conference Semifinals, 4-1; Def. Buffalo in Eastern Conference Finals, 4-3; Def. Edmonton in Stanley Cup Final 4-3.

COMPLETE RESULTS *(*Overtime **Shootout)*

DATE	W/L	SCORE	OPP.	DATE	W/L	SCORE	OPP.
10/5	L	2-5	at TB	1/10	W	3-2	DET
10/7	W	3-2**	PIT	1/13	W	5-4*	NSH
10/8	L	2-3	at NYI	1/15	W	4-2	STL
10/12	W	7-2	WSH	1/17	W	4-3**	at PHI
10/15	W	6-1	at NJ	1/19	W	4-3	NYI
10/20	OT	4-5*	at TOR	1/21	L	2-5	at WSH
10/22	W	4-0	at WSH	1/23	W	7-3	MTL
10/24	W	3-2	OTT	1/25	W	4-3**	at FLA
10/26	W	4-3*	BOS	1/26	W	5-1	at ATL
10/28	W	8-6	PHI	1/28	W	4-1	ATL
10/29	W	5-3	at PIT	1/31	W	8-2	at MTL
11/3	W	4-3	TOR	2/3	L	0-3	at NJ
11/5	W	2-0	FLA	2/5	W	4-3**	at BOS
11/9	W	5-3	at BUF	2/9	L	3-5	at TB
11/11	W	1-0	at FLA	2/10	L	3-4	PIT
11/12	L	0-9	ATL	2/12	W	4-3**	BUF
11/15	W	2-1	at OTT	3/1	W	4-3	BOS
11/17	W	5-1	NYR	3/3	W	5-2	FLA
11/19	L	3-4	at NYR	3/4	W	7-5	at PIT
11/20	L	2-5	TB	3/6	W	2-1	at NYR
11/22	L	3-5	OTT	3/8	OT	2-3**	at PHI
11/25	W	4-3**	TOR	3/10	L	3-5	at FLA
11/27	L	2-5	ATL	3/11	OT	3-4*	at FLA
11/29	W	4-3*	at ATL	3/14	W	5-3	NYR
12/2	OT	4-5**	at DAL	3/16	W	5-1	at MTL
12/3	L	4-8	at PHX	3/18	L	2-4	at BOS
12/6	W	6-2	at ANA	3/21	L	2-3	at TOR
12/8	W	3-2	at LA	3/22	W	4-3	at BUF
12/10	L	3-4	at SJ	3/25	L	1-3	WSH
12/13	W	5-3	CHI	3/27	W	2-1	TB
12/15	W	2-1	CBJ	3/29	L	1-5	WSH
12/17	W	4-1	NJ	3/31	W	3-2	FLA
12/20	W	6-4	TB	4/1	L	2-5	at ATL
12/23	W	4-3	FLA	4/3	W	6-5*	WSH
12/26	OT	4-5*	at TB	4/5	W	4-3**	at WSH
12/28	L	2-6	at OTT	4/7	W	4-3	at WSH
12/29	OT	3-4*	PHI	4/8	L	2-5	at ATL
12/31	W	5-3	MTL	4/11	OT	3-4*	NJ
1/4	W	4-3	ATL	4/14	W	5-4**	TB
1/6	W	4-1	NYI	4/15	OT	2-3*	at TB
1/7	W	3-0	at NYI	4/18	L	0-4	BUF

MAJOR TRADES

07/29/05 – Acquired defenseman Mike Comodore from CGY in exchange for a third-round pick in 2005.

01/20/06 – Acquired defenseman Anton Babchuk and a fourth-round pick in 2007 from CHI in exchange for defenseman Danny Richmond and a fourth-round pick in 2006.

01/30/06 – Acquired forward Doug Weight and defenseman Erkki Rajamaki from STL in exchange for forwards Jesse Boulerice, Mike Zigomanis and Magnus Kahnberg. CAR's first-round pick in 2006, TOR's fourth-round pick in 2006 and CHI's fourth-round pick in 2007.

03/09/06 – Acquired forward Mark Recchi from PIT in exchange for forwards Niklas Nordgren, Krystofer Kolanos and Carolina's second-round pick in 2007.

FINAL STATISTICS *(Hurricanes)*

PLAYER	SCORING <i>(*Rookies)</i>						
	GP	G	A	PTS	PIM	PP	SH
ERIC STAAL	82	45	55	100	81	19	4
JUSTIN WILLIAMS	82	31	45	76	60	8	4
CORY STILLMAN	72	21	55	76	32	10	0
ROD BRIND'AMOUR	78	31	39	70	68	19	2
ERIK COLE	60	30	29	59	54	3	3
RAY WHITNEY	63	17	38	55	42	12	0
MATT CULLEN	78	25	24	49	40	8	0
FRANTISEK KABERLE	77	6	38	44	46	1	0
BRET HEDICAN	74	5	22	27	58	2	1
AARON WARD	71	6	19	25	62	0	0
KEVYN ADAMS	82	15	8	23	36	0	2
OLEG TVERDOVSKY	72	3	20	23	37	0	0
CRAIG ADAMS	67	10	11	21	51	1	1
DOUG WEIGHT	23	4	9	13	25	2	0
MIKE COMMODORE	72	3	10	13	138	0	0
CHAD LAROSE*	49	1	12	13	35	0	0
ANDREW LADD*	29	6	5	11	4	3	0
ANDREW HUTCHINSON*	36	3	8	11	18	2	0
GLEN WESLEY	64	2	8	10	46	0	0
JOSEF VASICEK	23	4	5	9	8	0	0
NICLAS WALLIN	50	4	4	8	42	0	0
MARK RECCHI	20	4	3	7	12	2	0
NIKLAS NORDGREN	43	4	2	6	30	0	0
ANTON BABCHUK*	22	3	2	5	6	2	0
RADIM VRBATA	16	2	3	5	6	1	0
CAM WARD*	28	0	2	2	0	0	0
MARTIN GERBER	60	0	2	2	4	0	0
MIKE ZIGOMANIS	21	1	0	1	4	0	0
DAVID GOVE	1	0	1	1	0	0	0
KEITH AUCOIN	7	0	1	1	4	0	0
DANNY RICHMOND	10	0	1	1	7	0	0
JESSE BOULERICE	26	0	0	0	51	0	0

GOALTENDING

PLAYER	GP	MINS	GA	GAA	SO	W-L-OT
MARTIN GERBER	60	3493	162	2.78	3	38-14-6
CAM WARD	28	1484	91	3.68	0	14-8-2

SEASON HIGHLIGHTS

- NHL Board of Governors ratifies new six-year Collective Bargaining Agreement with the NHL Players' Association – July 22, 2005.

- Carolina wins its ninth straight game, marking the second nine-game win streak of the season and in franchise history. Carolina becomes just the fifth team in NHL history to post two win streaks of nine games or more in a single season – January 19, 2006.

- Hurricanes win 8-2 at Montreal for their 13th win in January and become the seventh team in NHL history to win 13 games in a month – January 31, 2006.

- Hurricanes clinch their third Southeast Division title with a 3-2 win against Florida.

Carolina would go on to a 55-22-8 record, finishing second in the Eastern Conference and setting franchise highs for wins and points (112) in a season – March 31, 2006.

- Cory Stillman scores 1:19 into overtime at Montreal to advance Carolina into the Eastern Conference Semifinals – May 2, 2006.

- Cam Ward earns his first NHL shutout as Carolina wins 6-0 in Game 1 of the Eastern Conference Semifinals. Hurricanes would go on to win series 4-1 – May 5, 2006.

- Carolina defeats Buffalo 4-2 in Game 7 of the Eastern Conference Finals to advance its second Stanley Cup Final – June 1, 2006.

- Justin Williams' empty-net goal with 1:01 remaining secures the Hurricanes' 3-1 win in Game 7 of the Stanley Cup Final against Edmonton and gives the franchise its first Stanley Cup championship – June 19, 2006.

CLOSING GAME ROSTER vs. Florida Panthers (away 4/4/04)

1	Arturs Irbe	G	15	Marty Murray	C	25	Bruno St. Jacques	D	62	Jaroslav Svoboda	LW
2	Glen Wesley	D	14	Kevyn Adams	C	26	Erik Cole	LW	63	Josef Vasicek	C
4	Aaron Ward	D	17	Rod Brind'Amour	C	27	Craig Adams	RW	80	Kevin Weekes	G
6	Bret Hedican	D	18	Mike Zigomanis	C	36	Jesse Boulerice	RW	92	Jeff O'Neill	C
7	Niclas Wallin	D	19	Radim Vrbata	RW	38	Allan Rourke	D			
11	Justin Williams	RW	22	Sean Hill	D	47	Brad Fast	D			
12	Eric Staal	C	23	Pavel Brendl	RW	52	Damian Surma	C			

FINAL SOUTHEAST DIVISION STANDINGS

	GP	W	L	T	OTL	GF	GA	PTS
TAMPA BAY	82	46	22	8	6	245	192	106
ATLANTA	82	33	37	8	4	214	243	78
CAROLINA*	82	28	34	14	6	172	209	76
FLORIDA	82	28	35	15	4	188	221	75
WASHINGTON	82	23	46	10	3	186	253	59

*Did not make playoffs.

COMPLETE RESULTS (*Overtime)

DATE	W/L	SCORE	OPP.	DATE	W/L	SCORE	OPP.
10/9	L	1-3	at FLA	1/9	L	1-4	at WSH
10/11	L	1-2	NJ	1/11	T	2-2*	OTT
10/13	T	2-2*	FLA	1/15	L	4-5	at TB
10/18	T	2-2*	at NYR	1/16	W	4-3	at ATL
10/22	T	1-1*	at PIT	1/18	L	2-5	ATL
10/23	W	2-0	at BOS	1/20	L	1-3	OTT
10/25	T	4-4*	at PHI	1/21	W	2-1	at NJ
10/28	W	3-0	SJ	1/23	L	2-3	NYI
10/30	L	1-4	at NYR	1/25	L	2-4	BUF
11/1	L	3-4	at TB	1/27	W	2-0	at TOR
11/2	L	1-2	TOR	1/29	L	3-5	WSH
11/6	W	6-3	NYR	1/31	T	4-4*	at DET
11/8	W	3-2*	LA	2/3	L	1-3	at COL
11/9	T	1-1*	TB	2/4	L	2-3	at ANA
11/12	L	1-7	at WSH	2/12	T	3-3*	WSH
11/13	W	5-1	ATL	2/14	L	1-4	at NJ
11/15	L	1-2	WSH	2/16	W	3-1	FLA
11/18	T	2-2*	PHI	2/19	OTL	1-2*	TOR
11/20	L	6-1	at OTT	2/21	T	3-3*	BOS
11/21	L	0-5	at BUF	2/23	W	2-1	at TOR
11/23	T	0-0*	TB	2/25	W	2-1	at WSH
11/26	W	2-0	at NYI	2/28	OTL	0-1	at MTL
11/28	L	2-4	at PHI	2/29	T	3-3	at MIN
11/29	W	4-3	PIT	3/2	L	0-3	CBJ
12/3	OTL	1-2*	NSH	3/5	W	3-2*	at ATL
12/5	T	1-1*	MTL	3/6	L	1-4	NJ
12/6	L	1-3	at MTL	3/8	W	4-1	at CBJ
12/9	W	3-2	at EDM	3/10	L	2-4	TB
12/11	L	1-0	at CGY	3/12	W	4-2	ATL
12/14	OTL	1-2*	at VAN	3/13	W	5-1	at TB
12/18	W	2-1*	PIT	3/15	OTL	0-1*	at ATL
12/20	W	2-1	at BOS	3/17	W	3-2	at CHI
12/22	L	1-3	DAL	3/19	OTL	3-4*	at PIT
12/26	L	1-3	at BUF	3/20	W	3-2*	at OTT
12/27	W	2-1*	MTL	3/23	L	2-4	PHI
12/29	W	2-1	BUF	3/25	W	3-2	FLA
12/31	L	1-3	ANA	3/27	W	3-2	at NYI
1/2	L	1-4	DET	3/29	L	1-3	at FLA
1/4	L	0-3	PHX	3/30	L	2-3	BOS
1/6	W	2-0	STL	4/2	L	4-6	NYI
1/8	W	3-2	NYR	4/4	T	6-6*	at FLA

MAJOR TRADES

01/20/04 – Acquired forward Justin Williams from PHI in exchange for defenseman Danny Markov.

02/20/04 – Acquired defenseman Chris Behan and WSH's third-round pick in 2004 from COL in exchange for defenseman Bob Boughner.

03/09/04 – Traded forward Ron Francis to TOR for a fourth-round draft pick in 2005.

06/16/04 – Traded goaltender Arturs Irbe to CBJ in exchange for future considerations.

06/18/04 – Acquired goaltender Martin Gerber from ANA in exchange for defenseman Tomas Malec and a third-round pick in the 2004 Entry Draft.

FINAL STATISTICS (Hurricanes games only)

PLAYER	GP	G	A	PTS	PIM	PP	SH	GW	GT	SCORING (*Rookies)	
										GP	G
JOSEF VASICEK	82	19	26	45	60	6	0	5	0		
ERIK COLE	80	18	24	42	93	2	2	3	1		
SEAN HILL	80	13	26	39	84	6	0	1	0		
ROD BRIND'AMOUR	78	12	26	38	28	1	0	1	0		
JEFF O'NEILL	67	14	20	34	60	7	0	4	0		
ERIC STAAL*	81	11	20	31	40	2	1	3	0		
RON FRANCIS	68	10	20	30	14	5	0	1	2		
RADIM VRBATA	80	12	13	25	24	4	0	2	0		
BRET HEDICAN	81	7	17	24	64	2	0	3	0		
KEVYN ADAMS	73	10	12	22	43	0	5	1	0		
JUSTIN WILLIAMS	35	5	13	18	32	1	0	0	0		
CRAIG ADAMS	80	7	10	17	69	0	1	0	0		
DANNY MARKOV	44	4	10	14	37	2	0	1	0		
MARTY MURRAY	66	5	7	12	8	0	0	0	1		
NICLAS WALLIN	57	3	7	10	51	0	0	0	1		
PAVEL BRENDL	18	5	3	8	8	1	0	1	1		
AARON WARD	49	3	5	8	37	2	0	0	0		
JESSE BOULERICE	76	6	1	7	127	0	0	0	1		
RYAN BAYDA*	44	3	3	6	22	0	0	1	0		
GLEN WESLEY	74	0	6	6	32	0	0	0	0		
BOB BOUGHNER	43	0	5	5	80	0	0	0	0		
JAROSLAV SVOBODA	33	3	1	4	6	0	0	1	0		
ALLAN ROURKE*	25	1	2	3	22	0	0	0	0		
MIKE ZIGOMANIS*	17	0	3	3	2	0	0	0	0		
BRUNO ST. JACQUES	35	0	2	2	31	0	0	0	0		
BRAD FAST*	1	1	0	1	0	0	0	0	1		
DAMIAN SURMA*	1	0	1	1	0	0	0	0	0		
JOEY TETARENKO	2	0	0	0	0	0	0	0	0		
BRETT LYSAK*	2	0	0	0	2	0	0	0	0		
TOMAS MALEC	2	0	0	0	2	0	0	0	0		
TOMAS KURKA*	3	0	0	0	0	0	0	0	0		
ARTURS IRBE	10	0	0	0	2	0	0	0	0		
JAMIE STORR	14	0	0	0	0	0	0	0	0		
KEVIN WEEKES	66	0	0	0	6	0	0	0	0		

GOALTENDING

PLAYER	GP	MINS	GA	GAA	SO	W-L-T
KEVIN WEEKES	51	3765	146	2.33	6	23-30-11
ARTURS IRBE	10	564	23	2.45	0	5-2-1
JAMIE STORR	14	660	32	2.91	0	0-8-2

SEASON HIGHLIGHTS

- The Hurricanes name Peter Laviolette as the franchise's 11th head coach. Kevin McCarthy is retained as an assistant coach and former Carolina player Jeff Daniels is also named an assistant coach. Paul Maurice, Randy Ladouceur and Don Edwards are relieved of their coaching duties – December 15, 2003.

- Kevyn Adams breaks the franchise record for shorthanded goals in a season (5) – March 5, 2004.

- The Hurricanes host the NHL Entry Draft at the RBC Center, drawing 15,672 fans for day one—the largest draft crowd in over a decade. Carolina trades the eighth overall pick and a second-round pick for the fourth overall selection, taking top-rated North American skater Andrew Ladd – June 26-27, 2004.

- NHL Commissioner Gary Bettman confirms that NHL teams will not play until the Collective Bargaining Agreement is replaced, delaying the 2004-05 season (officially canceled on February 16, 2005) – September 15, 2004.

2002-03 IN REVIEW

CLOSING GAME ROSTER vs. NY Islanders (home 4/6/03)

1	Arturs Irbe	G	17	Rod Brind'Amour	C	30	Patrick DesRochers	G	62	Jaroslav Svoboda	LW
4	Aaron Ward	D	19	Radim Vrbata	RW	36	Jesse Boulerice	RW	63	Josef Vasicek	C
6	Bret Hedican	D	20	Jan. Hlavac	LW	37	Tomas Kurka	LW	71	Tomas Malec	D
7	Niclas Wallin	D	21	David Tanabe	D	39	Brad DeFauw	LW	80	Kevin Weekes	G
10	Ron Francis	C	22	Sean Hill	D	42	Jeff Heerema	RW	92	Jeff O'Neill	C
11	Jeff Daniels	LW	25	Bruno St. Jacques	D	46	Mike Zigomanis	C			
12	Craig MacDonald	C	26	Erik Cole	LW	47	Ryan Bayda	LW			
14	Kevyn Adams	C	27	Craig Adams	RW	55	Pavel Brendl	RW			

FINAL SOUTHEAST DIVISION STANDINGS

	GP	W	L	T	OTL	GF	GA	PTS
TAMPA BAY	82	36	25	16	5	219	210	93
WASHINGTON	82	39	29	8	6	224	220	92
ATLANTA	82	31	39	7	5	226	284	74
FLORIDA	82	24	36	13	9	176	237	70
CAROLINA*	82	22	43	11	6	171	240	61

*Did not make playoffs.

COMPLETE RESULTS (*Overtime)

DATE	W/L	SCORE	OPP.	DATE	W/L	SCORE	OPP.
10/9	L	1-4	NYR	1/8	L	1-5	at NYR
10/11	W	5-3	ATL	1/10	L	1-4	WSH
10/12	L	1-5	at TB	1/12	OTL	2-3*	COL
10/15	OTL	1-2*	at STL	1/15	L	0-2	PIT
10/17	L	1-2	WSH	1/17	L	1-2	NJ
10/19	W	3-1	NJ	1/18	L	2-5	at NJ
10/22	W	4-1	at NYI	1/20	L	3-5	STL
10/23	L	1-4	at OTT	1/22	L	3-5	at WSH
10/26	T	3-3*	CHI	1/24	W	3-1	FLA
10/29	W	2-1	at NJ	1/25	OTL	2-3*	at FLA
10/30	W	4-2	NYI	1/29	L	2-3	TOR
11/1	T	2-2*	MTL	1/30	L	1-3	at TB
11/5	OTL	1-2*	PHI	2/5	L	2-6	at SJ
11/7	W	2-0	BUF	2/7	L	2-8	at LA
11/9	W	3-2	PIT	2/9	L	1-2	at COL
11/12	W	3-2	PHX	2/11	OTL	1-2*	at DAL
11/15	T	1-1*	PHI	2/14	W	3-1	WSH
11/17	OTL	1-2*	TB	2/15	T	2-2*	at PHI
11/19	T	4-4*	OTT	2/18	L	3-4	at TOR
11/21	L	1-3	at BOS	2/19	T	1-1*	BOS
11/23	W	7-3	at MTL	2/21	T	2-2*	TB
11/25	L	1-3	at NYR	2/23	L	0-4	ANA
11/27	L	2-3	VAN	2/26	L	2-4	at PHX
11/29	W	6-4	DET	3/1	L	1-4	at TOR
11/30	W	4-2	at CBJ	3/2	L	0-2	at WSH
12/3	W	2-1	at NSH	3/4	L	2-4	BOS
12/4	L	2-4	at FLA	3/6	W	4-0	at PIT
12/6	L	0-2	FLA	3/7	W	1-0	MIN
12/7	L	2-5	at OTT	3/10	W	6-5	CBJ
12/11	L	1-4	at EDM	3/12	W	3-2*	at BUF
12/12	W	4-3	at CGY	3/13	L	3-5	at PHI
12/15	L	1-2	at MIN	3/15	T	0-0*	LA
12/18	T	1-1*	TB	3/18	L	5-6	OTT
12/20	W	3-2*	at ATL	3/22	L	3-5	at MTL
12/22	W	1-0	DAL	3/25	T	3-3*	TOR
12/27	L	3-5	ATL	3/26	L	1-5	at ATL
12/28	L	0-3	at NYI	3/29	L	1-3	BUF
12/31	L	0-2	NYR	3/31	L	0-4	MTL
1/3	L	3-6	at BUF	4/2	L	2-3	at PIT
1/4	W	4-2	at BOS	4/4	L	1-4	at FLA
1/7	T	3-3*	at ATL	4/6	L	1-2	NYI

MAJOR TRADES

11/01/02 – Acquired forwards Jan. Hlavac and Harold Druken from VAN in exchange for forward Darren Langdon and defenseman Marek Malik.

02/07/03 – Acquired forward Pavel Brendl and defenseman Bruno St. Jacques from PHI in exchange for forward Sami Kapanen and defenseman Ryan Bast.

03/09/03 – Acquired a second-round pick in 2004 from TOR in exchange for defenseman Glen Wesley.

03/11/03 – Acquired forward Radim Vrbata from COL in exchange for forward Bates Battaglia.

FINAL STATISTICS (Hurricanes games only)

PLAYER	SCORING (*Rookies)								PIM	PP	SH	GW	GT
	GP	G	A	PTS	PIM	PP	SH	GW					
JEFF O'NEILL	82	30	31	61	38	11	0	7	2				
RON FRANCIS	82	22	35	57	30	8	1	1	0				
ROD BRIND'AMOUR	48	14	23	37	37	7	1	0	0				
SEAN HILL	82	5	24	29	141	1	0	0	0				
ERIK COLE	53	14	13	27	72	6	2	3	0				
Jan. HLAVAC	52	9	15	24	22	6	0	1	1				
JOSEF VASICEK	57	10	10	20	33	4	0	1	0				
BATES BATTAGLIA	70	5	14	19	90	0	1	1	0				
KEVYN ADAMS	77	9	9	18	57	0	0	0	0				
SAMI KAPANEN	43	6	12	18	12	3	0	1	1				
CRAIG ADAMS	81	6	12	18	71	1	0	1	0				
BRET HEDICAN	72	3	14	17	75	1	0	1	0				
RYAN BAYDA*	25	4	10	14	16	0	0	1	0				
JAROSLAV SVOBODA*	48	3	11	14	32	1	0	0	0				
DAVID TANABE	68	3	10	13	24	2	0	0	0				
NICLAS WALLIN	77	2	8	10	71	0	0	2	0				
AARON WARD	77	3	6	9	90	0	0	1	0				
GLEN WESLEY	63	1	7	8	40	1	0	0	0				
BRUNO ST. JACQUES*	18	2	5	7	12	0	0	0	0				
RADIM VRBATA	10	5	0	5	2	3	0	0	0				
TOMAS KURKA*	14	3	2	5	2	0	0	0	0				
CRAIG MACDONALD	35	1	3	4	20	0	0	0	0				
JEFF DANIELS	59	0	4	4	8	0	0	0	0				
BRAD DEFAUW*	9	3	0	3	2	1	0	1	0				
JEFF HEEREMA*	10	3	0	3	2	1	0	0	0				
MIKE ZIGOMANIS*	19	2	1	3	0	1	1	0	0				
JESSE BOULERICE*	48	2	1	3	108	0	0	0	1				
TOMAS MALEC*	41	0	2	2	43	0	0	0	0				
MAREK MALIK	10	0	2	2	16	0	0	0	0				
DAMIAN SURMA*	1	1	0	1	0	0	0	0	0				
PAVEL BRENDL*	8	0	1	1	2	0	0	0	0				
HAROLD DRUKEN	14	0	1	1	2	0	0	0	0				
DARREN LANGDON	9	0	0	0	16	0	0	0	0				
TOMMY WESTLUND	3	0	0	0	0	0	0	0	0				
MIKE WATT	5	0	0	0	0	0	0	0	0				
STEVE HALKO	6	0	0	0	0	0	0	0	0				
PATRICK DESROCHERS*	2	0	0	0	0	0	0	0	0				
ARTURS IRBE	34	0	0	0	4	0	0	0	0				
KEVIN WEEKES	51	0	0	0	2	0	0	0	0				

GOALTENDING

PLAYER	GP	MINS	GA	GAA	SO	W-L-T
KEVIN WEEKES	51	2965	126	2.55	5	14-24-9
ARTURS IRBE	34	1884	100	3.18	0	7-24-2
PATRICK DESROCHERS*	2	122	7	3.44	0	1-1-0

SEASON HIGHLIGHTS

- A 20-year agreement with RBC Centura is announced to rename the Entertainment & Sports Arena as the RBC Center – September 19, 2002.

- Ron Francis plays in his 1,616th career NHL game, a 5-2 loss at New Jersey, moving past Larry Murphy (1,615) and into sole possession of third place on the NHL's all-time games played list – January 18, 2003.

- Damian Surma scores his first career NHL goal in his first game, becoming the fifth Hurricane to accomplish that feat during the 2002-03 season (Jeff Heerema, Tomas Kurka, Mike Zigomanis, Brad DeFauw). Surma was the eighth and final Hurricane to score his first NHL goal during the season – March 18, 2003.

- The Hurricanes set a new single-season attendance record, breaking the franchise mark set the previous season. In total, 642,973 fans attend games at the RBC Center during the 2002-03 hockey season. – April 6, 2003.

CLOSING GAME ROSTER vs. *Atlanta Thrashers (away 4/14/02)*

1	Arturs Irbe	G	11	Jeff Daniels	LW	22	Sean Hill	D	62	Jaroslav Svoboda	LW
2	Glen Wesley	D	12	Craig MacDonald	C	23	Martin Gelinas	LW	63	Josef Vasicek	C
4	Aaron Ward	D	13	Bates Battaglia	LW	24	Sami Kapanen	RW	80	Kevin Weekes	G
5	Marek Malik	D	14	Kevyn Adams	C	26	Erik Cole	LW	92	Jeff O'Neill	C
6	Bret Hedican	D	16	Tommy Westlund	RW	27	Craig Adams	RW			
7	Niclas Wallin	D	17	Rod Brind'Amour	C	45	David Tanabe	D			
10	Ron Francis	C	20	Darren Langdon	LW	48	Nikos Tselios	D			

FINAL SOUTHEAST DIVISION STANDINGS

	GP	W	L	T	OTL	GF	GA	PTS
CAROLINA*	82	35	26	16	5	217	217	91
WASHINGTON	82	36	33	11	2	228	240	85
TAMPA BAY	82	27	40	11	4	178	219	69
FLORIDA	82	22	44	10	6	180	250	60
ATLANTA	82	19	47	11	5	187	288	54

*Def. NJ in Eastern Quarterfinals 4-2; Def. MTL in Eastern Semifinals, 4-2; Def. TOR in Eastern Finals, 4-2; Lost to DET in Stanley Cup Finals, 4-1.

FINAL STATISTICS (*Hurricanes games only*)

	SCORING (*Rookies)								
PLAYER	GP	G	A	PTS	PIM	PP	SH	GW	GT
RON FRANCIS	80	27	50	77	18	14	0	5	2
SAMI KAPANEN	77	27	42	69	23	11	0	4	1
JEFF O'NEILL	76	31	33	64	63	11	0	6	1
ROD BRIND'AMOUR	81	23	32	55	40	5	2	5	1
BATES BATTAGLIA	82	21	25	46	44	5	1	2	3
ERIK COLE*	81	16	24	40	35	3	0	2	0
JOSEF VASICEK	78	14	17	31	53	3	0	3	0
SEAN HILL	49	7	23	30	61	4	0	2	0
MARTIN GELINAS	72	13	16	29	30	3	0	1	1
MAREK MALIK	82	4	19	23	88	0	0	0	0
SANDIS OZOLINSH	46	4	19	23	34	1	0	0	0
GLEN WESLEY	77	5	13	18	56	1	0	0	1
SHANE WILLIS	59	7	10	17	24	2	0	0	1
DAVID TANABE	78	1	15	16	35	0	0	0	0
AARON WARD	79	3	11	14	74	0	0	2	1
BRET HEDICAN	26	2	4	6	10	0	0	1	0
JEFF DANIELS	65	4	1	5	12	0	1	0	0
KEVYN ADAMS	33	2	3	5	15	0	0	1	0
JAROSLAV SVOBODA*	10	2	2	4	2	0	0	0	0
DARREN LANGDON	58	2	1	3	106	0	0	1	0
NICLAS WALLIN	52	1	2	3	36	0	0	0	0
CRAIG MACDONALD	12	1	1	2	0	0	0	0	0
TOMMY WESTLUND	40	0	2	2	6	0	0	0	0
CRAIG ADAMS	33	0	1	1	38	0	0	0	0
CHRIS DINGMAN	30	0	1	1	77	0	0	0	0
STEVEN HALKO	5	0	1	1	6	0	0	0	0
JOSH HOLDEN	8	0	0	0	2	0	0	0	0
BYRON RITCHIE*	4	0	0	0	2	0	0	0	0
NIKOS TSELIOS*	2	0	0	0	6	0	0	0	0

GOALTENDING

PLAYER	GP	MINS	GA	GAA	SO	W-L-T
KEVIN WEEKES	2	120	3	1.50	0	2-0-0
ARTURS IRBE	51	2974	126	2.54	3	20-19-11
TOM BARRASSO	34	1908	83	2.61	2	13-12-5

SEASON HIGHLIGHTS

- Ron Francis, playing in his 1,000th career game with the franchise, beats Byron Dafoe of the Boston Bruins for his 500th career NHL goal – January 2, 2002.
- Ron Francis assists on Jeff O'Neill's goal at Philadelphia to pass Ray Bourque for second on the NHL's all-time assist list – January 27, 2002.
- The Hurricanes set a new single-season attendance record, breaking the franchise mark set in 1987-88. In all, 635,868 fans attend games during the 2001-02 regular season – April 3, 2002.
- The Hurricanes defeat the Tampa Bay Lightning 4-2 at the Entertainment & Sports Arena to clinch their second Southeast Division title in four years – April 10, 2002.
- Kevin Weekes shuts out New Jersey 1-0 in Game 6 of the Eastern Conference Quarterfinals at the Continental Airlines Arena as Carolina clinches the franchise's first playoff series win since 1986 and first best-of-7 series win – April 27, 2002.
- Martin Gelinas scores at 8:05 of overtime to give the Hurricanes a 2-1 victory against Toronto in Game 6 of the Eastern Conference Finals at Air Canada Centre. With the win, Carolina clinches the first Conference championship in franchise history and earns its first trip to the Stanley Cup Finals – May 28, 2002.
- The Hurricanes host Game 3 of the Stanley Cup Finals against Detroit, marking the first Stanley Cup finals game in Raleigh. The game goes into triple-overtime before the Red Wings' Igor Larionov scores at the 54:47 mark of overtime – June 8-9, 2002.

COMPLETE RESULTS (*Overtime **Shootout)

DATE	W/L	SCORE	OPP.	DATE	W/L	SCORE	OPP.
10/5	W	3-1	NYR	12/30	T	5-5*	WSH
10/7	W	3-0	DAL	12/31	W	5-4	BUF
10/9	L	2-6	OTT	1/2	L	3-6	BOS
10/11	L	2-3	TOR	1/5	L	1-2	NJ
10/13	W	5-2	at ATL	1/6	L	3-4	PHI
10/17	L	0-4	NYI	1/10	W	4-1	at EDM
10/18	OTL	1-2*	at NYI	1/12	L	1-7	at VAN
10/20	W	2-1*	ATL	1/15	W	2-0	MIN
10/23	L	1-5	at COL	1/17	T	1-1*	MTL
10/24	W	7-3	at MIN	1/19	T	3-1*	at NJ
10/26	OTL	2-3*	NYI	1/21	L	5-7	VAN
10/28	W	3-2*	LA	1/23	T	2-2*	NSH
10/30	L	2-5	DET	1/25	T	1-1*	FLA
11/1	L	3-4	at STL	1/27	L	2-4	at PHI
11/2	W	3-2	NYR	1/29	T	2-2*	BUF
11/4	W	1-0*	PHX	1/30	W	3-1	at TB
11/6	T	2-2*	PIT	2/5	T	3-3*	PIT
11/8	W	3-2	at WSH	2/7	L	1-2	at LA
11/9	W	3-2	SJ	2/8	W	4-1	at ANA
11/11	T	1-1*	EDM	2/10	L	0-4	at SJ
11/13	L	3-4	at DET	2/26	L	1-4	at TOR
11/15	T	1-1*	at OTT	2/28	W	6-2	at BOS
11/17	L	0-2	at TB	3/2	W	4-3	at MTL
11/19	W	5-2	CBJ	3/5	W	2-1*	at CHI
11/21	T	4-4*	at DAL	3/7	W	3-1	at PIT
11/25	L	0-4	TB	3/8	T	2-2*	WSH
11/27	W	5-2	at TOR	3/11	T	3-3*	CGY
11/29	L	0-5	at NYR	3/16	L	2-3	at MTL
11/30	L	2-6	at WSH	3/18	T	1-1*	MTL
12/2	OTL	3-4*	WSH	3/21	W	3-2	FLA
12/4	L	2-4	BUF	3/23	W	4-2	at NJ
12/8	W	3-2	at FLA	3/26	L	2-3	BOS
12/10	W	4-3*	at NYR	3/28	W	4-1	PHI
12/12	W	4-1	FLA	3/30	W	2-0	at BOS
12/14	OTL	2-3*	at BUF	4/2	L	3-4	at OTT
12/16	W	7-0	at PIT	4/3	L	2-3	NJ
12/18	L	1-5	OTT	4/7	T	1-1*	ATL
12/21	W	5-4*	ATL	4/8	W	2-1	at NYI
12/21	OTL	3-4*	at PHI	4/10	W	4-2	TB
12/26	W	4-3	TOR	4/12	W	3-1	at FLA
12/27	W	3-2	at TB	4/14	T	2-2*	at ATL

MAJOR TRADES

12/05/01 – Acquired defenseman Sean Hill from STL in exchange for defenseman Steve Halko and a 2002 fourth-round pick (Later traded to ATL, Lane Manson).

01/16/02 – Acquired forward Kevyn Adams and defensemen Bret Hedican and Tomas Malec from FLA in exchange for defenseman Sandis Ozolinsh and forward Byron Ritchie.

03/05/02 – Acquired goaltender Kevin Weekes from TB in exchange for forwards Shane Willis and Chris Dingman.

2000-01 IN REVIEW

CLOSING GAME ROSTER *vs. Pittsburgh Penguins (home 4/8/01)*

1	Arturs Irbe	G	11	Jeff Daniels	LW	23	Martin Gelinas	LW	45	David Tanabe	D
2	Glen Wesley	D	13	Bates Battaglia	LW	24	Sami Kapanen	RW	63	Josef Vasicek	C
4	Kevin Hatcher	D	14	Steve Halko	D	25	Shane Willis	RW	92	Jeff O'Neill	C
5	Marek Malik	D	16	Tommy Westlund	RW	27	Craig Adams	RW			
7	Niclas Wallin	D	17	Rod Brind'Amour	C	31	Tyler Moss	G			
8	Sandis Ozolinsh	D	19	Rob DiMaio	RW	33	Dave Karpa	D			
10	Ron Francis	C	20	Darren Langdon	LW	38	Scott Pellerin	LW			

FINAL SOUTHEAST DIVISION STANDINGS

	GP	W	L	T	OTL	GF	GA	PTS
WASHINGTON	82	41	27	10	4	233	211	96
CAROLINA*	82	38	32	9	3	212	225	88
FLORIDA	82	22	38	13	9	200	246	66
ATLANTA	82	23	45	12	2	211	289	60
TAMPA BAY	82	24	47	6	5	201	280	59

*Lost to NJ in Eastern Conference Quarterfinals 4-2.

COMPLETE RESULTS *(*Overtime)*

DATE	W/L	SCORE	OPP.	DATE	W/L	SCORE	OPP.
10/7	T	3-3*	WSH	1/14	W	4-0	ANA
10/10	W	5-2	DAL	1/16	W	3-2*	at MTL
10/13	T	2-2*	at FLA	1/18	W	4-2	BOS
10/14	L	1-2	at NSH	1/20	L	3-6	LA
10/18	W	3-2	at PIT	1/22	L	2-5	NYR
10/21	L	2-5	at MTL	1/24	W	3-2	at NYR
10/24	L	2-3	SJ	1/27	L	3-4	PHI
10/25	L	1-4	at BUF	1/29	W	5-2	TB
10/27	T	3-3*	NJ	1/31	L	3-4	TOR
10/29	L	1-4	STL	2/1	W	3-1	at ATL
10/31	W	6-5*	TB	2/7	W	2-1*	at PHX
11/3	L	3-5	at COL	2/8	L	2-4	at LA
11/4	L	1-4	at SJ	2/11	T	2-2*	at ANA
11/8	L	0-5	at TOR	2/14	OTL	3-4*	at DET
11/10	W	3-1	TOR	2/16	L	0-2	PHX
11/12	W	4-0	OTT	2/18	W	5-4	BOS
11/15	L	1-4	FLA	2/19	L	0-4	at PHI
11/16	W	1-0	at OTT	2/21	W	6-3	ATL
11/18	OTL	2-3*	at NJ	2/23	W	3-2	NJ
11/22	W	3-1	at PIT	2/24	L	1-2	WSH
11/24	W	3-1	at BOS	2/27	T	1-1*	at ATL
11/26	L	4-7	NSH	3/1	W	3-1	at NYI
11/29	W	2-1*	at FLA	3/2	L	7-3	at NJ
11/30	W	2-0	PHI	3/4	W	6-3	at CHI
12/3	L	0-2	OTT	3/7	W	2-1	CBJ
12/6	W	5-3	at ATL	3/8	L	1-0	at TB
12/9	L	2-7	at CGY	3/11	L	3-2	EDM
12/13	T	1-1*	at MIN	3/14	L	3-6	MTL
12/15	W	5-3	BUF	3/15	W	3-0	at WSH
12/16	L	1-4	at BOS	3/18	W	2-1	NYI
12/19	L	1-2	at NYI	3/21	W	1-0	BUF
12/23	OTL	1-2*	at PHI	3/23	W	5-3	PIT
12/26	L	2-3	at TB	3/24	L	1-3	at BUF
12/27	W	4-3	NYR	3/26	L	2-4	MTL
12/29	L	1-3	at CBJ	3/28	L	0-7	at WSH
12/31	W	2-1	CHI	3/30	W	4-3*	WSH
1/3	W	3-2	TB	4/1	W	3-2*	at OTT
1/6	T	2-2*	COL	4/3	T	2-2*	at STL
1/7	W	5-2	NYI	4/4	W	3-1	at NYR
1/9	W	7-3	FLA	4/6	W	3-2	ATL
1/12	T	2-2*	at FLA	4/8	L	4-6	PIT

MAJOR TRADES

06/24/00 – Acquired defenseman Sandis Ozolinsh and a second-round pick in 2000 (Tomas Kurka) from COL in exchange for Nolan Pratt, a first-round pick (Vaclav Nedorost) and two second-round picks (Jared Aulin, Argis Saviels) in 2000.

08/04/00 – Acquired forwards Rob DiMaio and Darren Langdon from the NYR in exchange for forward Sandy McCarthy and a fourth-round draft pick in 2001.

03/01/01 – Acquired forward Scott Pellerin from MIN for a third-round pick in the 2001 Entry Draft, the rights to forward Ashkat Rakhmatullin and future considerations.

FINAL STATISTICS *(Hurricanes games only)*

	SCORING (*Rookies)								
PLAYER	GP	G	A	PTS	PIM	PP	SH	GW	GT
JEFF O'NEILL	82	41	26	67	106	17	0	5	2
RON FRANCIS	82	15	50	65	32	7	0	4	0
SAMI KAPANEN	82	20	37	57	24	7	0	4	0
ROD BRIND'AMOUR	79	20	36	56	47	5	1	5	0
MARTIN GELINAS	79	23	29	52	59	6	1	4	0
SHANE WILLIS*	73	20	24	44	45	9	0	6	0
SANDIS OZOLINSH	72	12	32	44	71	4	2	2	0
DAVID TANABE	74	7	22	29	42	5	0	1	0
BATES BATTAGLIA	80	12	15	27	76	2	0	3	0
ROB DIMAIO	74	6	18	24	54	0	2	1	0
JOSEF VASICEK*	76	8	13	21	53	1	0	0	0
GLEN WESLEY	71	5	16	21	42	3	0	0	0
MAREK MALIK	61	6	14	20	34	1	0	1	0
KEVIN HATCHER	57	4	14	18	38	3	0	1	0
DAVID KARPA	80	4	6	10	159	2	0	0	0
TOMMY WESTLUND	79	5	3	8	23	0	0	1	0
NICLAS WALLIN*	37	2	3	5	21	0	0	0	0
SCOTT PELLERIN	19	0	5	5	6	0	0	0	0
JEFF DANIELS	67	1	1	2	15	0	0	0	0
DARREN LANGDON	54	0	2	2	94	0	0	0	0
CRAIG ADAMS*	44	1	0	1	20	0	0	0	0
STEVE HALKO	48	0	1	1	6	0	0	0	0
MIKE RUCINSKI*	2	0	0	0	0	0	0	0	0
GREG KOEHLER*	1	0	0	0	0	0	0	0	0
GREG KUZNIK*	1	0	0	0	0	0	0	0	0

GOALTENDING

PLAYER	GP	MINS	GA	GAA	SO	W-L-T
ARTURS IRBE	77	4406	180	2.45	6	37-29-9
TYLER MOSS	12	557	37	3.99	0	1-6-0

SEASON HIGHLIGHTS

- The Hurricanes acquire defenseman Sandis Ozolinsh and a second-round pick (Tomas Kurka) in 2000 from Colorado in exchange for Nolan Pratt, a first-round pick (Vaclav Nedorost), and two second-round picks (Jared Aulin, Argis Saviels) in 2000 – June 24, 2000.
- The Hurricanes agree to a multi-year affiliation with the Lowell Lock Monsters of the American Hockey League (AHL) – December 18, 2000.
- Defenseman Sandis Ozolinsh becomes the first Carolina Hurricane to start in an NHL All-Star Game – February 4, 2001.
- Ron Francis earns an assist against Atlanta to become to first player to total 1,000 points with the franchise – March 14, 2001.
- Jeff O'Neill becomes the first franchise player to score 40 goals in a season since Brendan Shanahan in 1995-96 – April 4, 2001.
- The Hurricanes defeat Atlanta 3-2 in Raleigh to clinch their second trip to the playoffs in three years – April 6, 2001.

CLOSING GAME ROSTER vs. *Atlanta Thrashers (home 4/9/00)*

1	Arturs Irbe	G	14	Steve Halko	D	23	Martin Gelinas	LW	51	Andrei Kovalenko	RW
2	Glen Wesley	D	16	Tommy Westlund	RW	24	Sami Kapanen	RW	77	Paul Coffey	D
4	Nolan Pratt	D	17	Jeff Daniels	LW	27	Rod Brind'Amour	C	92	Jeff O'Neill	C
5	Marek Malik	D	18	Robert Kron	RW	28	Paul Ranheim	LW			
7	Curtis Leschyshyn	D	20	Sandy McCarthy	LW	30	Mark Fitzpatrick	G			
10	Gary Roberts	LW	21	Ron Francis	C	33	Dave Karpa	D			
13	Bates Battaglia	LW	22	Sean Hill	D	45	David Tanabe	D			

FINAL SOUTHEAST DIVISION STANDINGS

	GP	W	L	T	OTL	GF	GA	PTS
WASHINGTON	82	44	26	12	2	227	194	102
FLORIDA	82	43	33	6	6	244	209	98
CAROLINA*	82	37	35	10	0	217	216	84
TAMPA BAY	82	19	54	9	7	204	310	54
ATLANTA	82	14	61	7	4	170	313	39

*Did not make playoffs.

FINAL STATISTICS (*Hurricanes games only*)

	SCORING (*Rookies)								
PLAYER	GP	G	A	PTS	PIM	PP	SH	GW	GT
RON FRANCIS	78	23	50	73	18	7	0	4	0
JEFF O'NEILL	80	25	38	63	72	4	0	7	0
GARY ROBERTS	69	23	30	53	62	12	0	1	0
SAMI KAPANEN	76	24	24	48	12	7	0	5	2
SEAN HILL	62	13	31	44	59	8	0	2	0
ROBERT KRON	81	13	27	40	8	2	1	3	1
PAUL COFFEY	69	11	29	40	40	6	0	3	1
ANDREI KOVALENKO	76	15	24	39	38	2	0	3	0
BATES BATTAGLIA	77	16	18	34	39	3	0	3	0
MARTIN GELINAS	81	14	16	30	40	3	0	0	0
PAUL RANHEIM	79	9	13	22	6	0	0	2	0
GLEN WESLEY	78	7	15	22	38	1	0	0	2
ROD BRIND'AMOUR	33	4	10	14	22	0	1	1	0
MAREK MALIK	57	4	10	14	63	0	0	1	0
TOMMY WESTLUND*	81	4	8	12	19	0	1	0	0
STEVEN HALKO	58	0	8	8	25	0	0	0	0
JEFF DANIELS	69	3	4	7	10	0	0	0	1
DAVE KARPA	27	1	4	5	52	0	0	0	0
KENT MANDERVILLE	56	1	4	5	12	0	0	1	0
DAVID TANABE*	31	4	0	4	14	3	0	0	0
NOLAN PRATT	64	3	1	4	90	0	0	1	0
BYRON RITCHIE*	26	0	2	2	17	0	0	0	0
CURTIS LESCHYSHYN	53	0	2	2	14	0	0	0	0
ARTURS IRBE	75	0	1	1	14	0	0	0	0
SHANE WILLIS*	2	0	0	0	0	0	0	0	0
MARK FITZPATRICK	3	0	0	0	0	0	0	0	0
ERIC FICHAUD	9	0	0	0	2	0	0	0	0
SANDY MCCARTHY	13	0	0	0	9	0	0	0	0

GOALTENDING

PLAYER	GP	MINS	GA	GAA	SO	W-L-T
ARTURS IRBE	75	4345	175	2.42	5	34-28-9
ERIC FICHAUD	9	490	24	2.94	1	3-5-1
MARK FITZPATRICK	3	107	8	4.49	0	0-2-0

SEASON HIGHLIGHTS

- The Hurricanes host the New Jersey Devils in the inaugural game at the Entertainment & Sports Arena – October 29, 1999.
- Ron Francis becomes the sixth player in NHL history to eclipse 1,500 points – November 5, 1999.
- Carolina defeats the Washington Capitals, 3-2, to earn its first win at the Entertainment & Sports Arena – November 7, 1999.
- Paul Coffey becomes the first defenseman in league history to score 1,500 points. Coffey and Francis are the first pair of teammates in league history to reach the milestone in the same season – December 23, 1999.
- Competing in his first All-Star weekend, Sami Kapanen wins the fastest skater event during the FedEx/NHL Superskills contest with a time of 13.649 seconds – February 5, 2000.
- Head coach Paul Maurice becomes the franchise's all-time winningest coach with a 4-3 victory against the Atlanta Thrashers, surpassing Jack Evans' total of 163 – April 8, 2000.

COMPLETE RESULTS (*Overtime)

DATE	W/L	SCORE	OPP.	DATE	W/L	SCORE	OPP.
10/2	W	3-1	at BOS	1/9	W	1-0	NYR
10/7	W	2-0	at PHI	1/11	L	3-4	PHI
10/8	L	1-3	at NYR	1/14	L	1-5	at FLA
10/11	T	3-3*	at CGY	1/17	L	2-5	at NJ
10/13	T	3-3*	at EDM	1/18	L	2-3	at NYR
10/15	W	4-1	at VAN	1/20	L	1-4	NYR
10/20	T	3-3*	at TOR	1/22	W	4-1	BUF
10/22	L	3-7	at BUF	1/24	W	3-2*	MTL
10/23	W	3-2	at PIT	1/27	L	2-4	PHX
10/29	L	2-4	NJ	1/28	W	4-3*	NJ
10/30	W	4-0	at NYI	1/30	L	0-3	at MTL
11/3	L	0-6	TOR	2/1	W	4-2	FLA
11/5	L	2-3	at DET	2/3	L	1-2	at WSH
11/7	W	3-2	WSH	2/8	W	4-3	at NYI
11/10	L	0-2	NYI	2/12	W	5-2	at TB
11/11	L	1-4	at PHI	2/14	W	5-2	at TOR
11/13	W	4-2	TB	2/15	L	1-5	at OTT
11/17	W	2-1	OTT	2/17	L	0-3	MTL
11/19	T	3-3*	at WSH	2/19	W	4-2	TB
11/20	W	1-0	DAL	2/21	T	1-1*	WSH
11/22	L	1-2	BOS	2/24	L	2-4	FLA
11/24	T	1-1*	VAN	2/26	W	2-1*	at FLA
11/26	T	3-3*	at TB	3/1	L	5-7	at PHX
11/27	W	5-3	PIT	3/2	W	5-2	at LA
11/30	W	4-3	CGY	3/4	W	5-2	at SJ
12/2	T	2-2*	TOR	3/8	W	4-1	CHI
12/4	L	1-3	at COL	3/10	L	3-5	BOS
12/7	W	4-2	at STL	3/12	W	5-1	ATL
12/8	L	1-2	at DAL	3/15	T	2-2*	EDM
12/10	L	2-3	at TB	3/17	L	2-4	at WSH
12/15	L	3-6	PIT	3/18	L	2-3	at MTL
12/18	W	4-2	ATL	3/21	W	5-0	at NJ
12/20	L	2-4	COL	3/22	L	1-2	STL
12/22	L	1-4	DET	3/26	W	4-1	NYI
12/23	L	3-4	at OTT	3/27	L	1-5	BUF
12/26	W	4-3*	FLA	3/29	W	3-1	NSH
12/28	L	2-3	at NSH	3/31	W	3-1	at BUF
1/1	W	4-2	at ATL	4/2	W	1-0	PHI
1/4	L	1-2	OTT	4/3	L	2-3	at PIT
1/6	W	7-3	at BOS	4/8	W	4-3	at ATL
1/7	T	4-4*	ANA	4/9	W	2-1	ATL

MAJOR TRADES

01/23/00 – Acquired forward Rod Brind'Amour, goaltender Jean-Marc Pelletier, and a second-round pick in 2000 entry draft from PHI in exchange of forward Keith Primeau and a fifth-round pick in 2000.

03/14/00 – Acquired forward Sandy McCarthy from PHI in exchange for forward Kent Manderville.

1998-99 IN REVIEW

CLOSING GAME ROSTER *vs. Ottawa Senators (home 4/17/99)*

1	Arturs Irbe	G	11	Kevin Dineen	RW	24	Sami Kapanen	RW	77	Paul Coffey	D
2	Glen Wesley	D	13	Bates Battaglia	LW	26	Ray Sheppard	RW	92	Jeff O'Neill	C
3	Steve Chiasson	D	18	Robert Kron	RW	28	Paul Ranheim	LW			
4	Nolan Pratt	D	20	Sandy McCarthy	LW	33	Dave Karpa	D			
5	Marek Malik	D	21	Ron Francis	C	44	Kent Manderville	C			
7	Curtis Leschyshyn	D	22	Sean Hill	D	51	Andrei Kovalenko	RW			
10	Gary Roberts	LW	23	Martin Gelinás	LW	55	Keith Primeau	C			

FINAL SOUTHEAST DIVISION STANDINGS

	GP	W	L	T	GF	GA	PTS
CAROLINA*	82	34	30	18	210	202	86
FLORIDA	82	30	34	18	210	228	78
WASHINGTON	82	31	45	6	200	218	68
TAMPA BAY	82	19	54	9	179	292	47

*Lost to BOS in Eastern Conference Quarterfinals 4-2.

COMPLETE RESULTS *(*Overtime)*

DATE	W/L	SCORE	OPP.	DATE	W/L	SCORE	OPP.
10/10	T	4-4*	TB	1/14	W	3-2	FLA
10/13	L	2-3	at NSH	1/16	L	2-3*	WSH
10/15	T	2-2*	DAL	1/18	W	4-2	TOR
10/17	T	1-1*	PHI	1/21	L	1-4	at DET
10/20	W	3-1	VAN	1/26	W	5-3	at PIT
10/24	W	3-1	at OTT	1/28	W	3-2*	NYR
10/25	L	2-3	LA	1/30	W	3-1	at MTL
10/28	W	2-0	CHI	1/31	T	0-0*	at BOS
10/30	L	0-1	at NYR	2/3	L	1-4	NJ
10/31	W	2-0	at BOS	2/5	L	1-4	at WSH
11/2	L	2-3	COL	2/6	T	3-3*	FLA
11/5	W	6-3	at NYI	2/10	W	6-5	at TOR
11/6	W	3-2	at WSH	2/12	W	3-1	at NYR
11/8	L	2-5	BOS	2/13	L	4-6	at NJ
11/11	L	4-5*	at ANA	2/15	L	2-3	at BUF
11/12	L	0-3	at SJ	2/18	T	2-2*	WSH
11/14	W	5-3	at LA	2/20	W	3-2	at TB
11/17	W	5-4	MTL	2/21	W	4-1	NYI
11/19	L	2-3*	at NJ	2/24	T	2-2*	at TOR
11/20	L	1-3	PHI	2/26	L	0-1	at VAN
11/22	L	2-5	NJ	2/27	T	2-2*	at EDM
11/25	W	3-0	SJ	3/3	W	2-1	BOS
11/28	W	3-1	at NYI	3/6	T	2-2*	at FLA
11/29	W	3-1	ANA	3/8	W	4-1	BUF
12/2	W	4-1	MTL	3/10	L	2-3*	PIT
12/4	T	3-3*	PIT	3/12	W	2-1	CGY
12/5	T	3-3*	at FLA	3/15	T	5-5*	at PHX
12/10	L	2-3	BOS	3/18	L	2-3	at COL
12/12	W	3-0	DET	3/21	L	2-3*	at DAL
12/15	W	3-0	EDM	3/22	L	2-5	at STL
12/18	L	1-5	at OTT	3/24	W	2-1	NYI
12/19	W	3-2	at BUF	3/26	L	2-7	TOR
12/21	L	1-4	BUF	3/28	T	3-3*	TB
12/23	W	1-0	at NYR	3/30	T	3-3*	at PHI
12/26	L	3-6	NYR	4/3	L	1-2	at CHI
12/30	W	4-3	TB	4/6	W	4-2	NJ
1/1	T	3-3*	at FLA	4/7	L	0-2	at MTL
1/2	W	4-1	NSH	4/10	W	6-1	at NYI
1/4	T	4-4*	OTT	4/14	W	3-0	WSH
1/7	L	2-4	at PIT	4/16	T	2-2*	at TB
1/9	L	0-2	at PHI	4/17	T	1-1*	OTT

MAJOR TRADES

12/29/98 – Acquired defenseman Paul Coffey from CHI for Nelson Emerson.

03/06/99 – Acquired forward Andrei Kovalenko from PHI for Adam Burt.

FINAL STATISTICS *(Hurricanes games only)*

PLAYER	SCORING <i>(*Rookies)</i>							
	GP	G	A	PTS	PIM	PP	SH	GW
KEITH PRIMEAU	78	30	32	62	75	9	1	5
SAMI KAPANEN	81	24	35	59	10	5	0	7
RAY SHEPPARD	74	25	33	58	16	5	0	4
RON FRANCIS	82	21	31	52	34	8	0	2
GARY ROBERTS	77	14	28	42	178	1	1	4
JEFF O'NEILL	75	16	15	31	66	4	0	2
MARTIN GELINAS	76	13	15	28	67	0	0	2
ROBERT KRON	75	9	16	25	10	3	1	2
GLEN WESLEY	74	7	17	24	44	0	0	2
NELSON EMERSON	35	8	13	21	36	3	0	0
PAUL RANHEIM	78	9	10	19	39	0	2	1
KEVIN DINEEN	67	8	10	18	97	0	0	1
BATES BATTAGLIA	60	7	11	18	22	0	0	0
KENT MANDERVILLE	81	5	11	16	38	0	0	0
NOLAN PRATT	61	1	14	15	95	0	0	1
ANDREI KOVALENKO	18	6	6	12	0	1	0	1
MAREK MALIK	52	2	9	11	36	1	0	0
PAUL COFFEY	44	2	8	10	28	1	0	0
SEAN HILL	54	0	10	10	48	0	0	0
CURTIS LESCHYSHYN	65	2	7	9	50	0	0	0
STEVE CHIASSON	28	1	8	9	16	1	0	0
ADAM BURT	51	0	3	3	46	0	0	0
STEVEN HALKO*	20	0	3	3	24	0	0	0
DAVE KARPA	33	0	2	2	55	0	0	0
MIKE RUCINSKI*	15	0	1	1	8	0	0	0
BYRON RITCHIE*	3	0	0	0	0	0	0	0
SHANE WILLIS*	7	0	0	0	0	0	0	0
CRAIG MACDONALD*	11	0	0	0	0	0	0	0
TREVOR KIDD	25	0	0	0	0	0	0	0
ARTURS IRBE	62	0	0	0	10	0	0	0

GOALTENDING

PLAYER	GP	MINS	GA	GAA	SO	W-L-T
ARTURS IRBE	62	3643	135	2.22	6	27-20-12
TREVOR KIDD	25	1358	61	2.70	2	7-10-6

SEASON HIGHLIGHTS

- Carolina signs franchise all-time leading scorer Ron Francis to a free agent contract – July 13, 1998.
- Carolina takes over Southeast Division lead. The Hurricanes would never surrender the lead, remaining in first place for 173 consecutive days – October 28, 1998.
- Goaltender Arturs Irbe named NHL Player of the Week and NHL Player of the Month for October – November 2, 1998.
- Arturs Irbe and Keith Primeau become the first Carolina Hurricanes to play in the NHL All-Star Game – January 24, 1999.
- Hurricanes clinch the Southeast Division title, marking the team's first division title since 1987 – April 9, 1999.

CLOSING GAME ROSTER vs. *Washington Capitals (away 4/19/98)*

2	Glen Wesley	D	11	Kevin Dineen	RW	24	Sami Kapanen	RW	34	Steve Martins	C
3	Steve Chiasson	D	12	Steve Rice	RW	26	Ray Sheppard	RW	37	Trevor Kidd	G
4	Nolan Pratt	D	14	Steve Halko	D	27	Steve Leach	RW	39	Pat Jablonski	G
5	Kevin Haller	D	18	Robert Kron	RW	28	Paul Ranheim	LW	44	Kent Manderville	C
6	Adam Burt	D	19	Nelson Emerson	RW	30	Mike Fountain	G	46	Mike Rucinski	D
7	Curtis Leschyshyn	D	22	Sean Hill	D	32	Stu Grimson	LW	55	Keith Primeau	C
10	Gary Roberts	LW	23	Martin Gelinas	LW	33	Bates Battaglia	LW	92	Jeff O'Neill	C

FINAL NORTHEAST DIVISION STANDINGS

	GP	W	L	T	GF	GA	PTS
PITTSBURGH	82	40	24	18	228	188	98
BOSTON	82	39	30	13	221	194	91
BUFFALO	82	36	29	17	211	187	89
MONTREAL	82	37	32	13	235	208	87
OTTAWA	82	34	33	15	193	200	83
CAROLINA*	82	33	41	8	200	219	74

*Did not make playoffs.

COMPLETE RESULTS (*Overtime)

DATE	W/L	SCORE	OPP.	DATE	W/L	SCORE	OPP.
10/1	L	2-4	at TB	1/3	L	1-6	DAL
10/3	L	3-4	PIT	1/5	W	4-1	OTT
10/4	L	2-3	at OTT	1/6	L	2-4	at NYR
10/7	T	3-3*	LA	1/8	T	3-3*	PHI
10/10	W	2-1	NJ	1/10	W	2-1*	at NYI
10/11	L	1-4	at PIT	1/12	L	1-4	PIT
10/13	L	1-3	at STL	1/14	L	1-4	CHI
10/15	T	3-3*	BUF	1/21	L	1-2	at BUF
10/18	L	2-4	at DET	1/22	W	4-2	at OTT
10/20	L	2-4	at NYR	1/24	W	4-3	at MTL
10/22	W	4-3	STL	1/27	L	0-3	at FLA
10/24	T	3-3*	at COL	1/28	W	3-2	at TB
10/26	W	3-2	at CHI	1/30	L	0-2	at NYI
10/31	L	2-3*	BUF	2/1	L	3-6	MTL
11/3	W	5-3	VAN	2/4	T	3-3*	TB
11/5	W	3-1	DET	2/7	W	3-1	at BOS
11/7	L	2-3	NYI	2/28	L	3-4	at NJ
11/9	W	4-1	OTT	3/2	W	3-1	at SJ
11/12	W	6-4	at EDM	3/5	W	2-1	at LA
11/13	W	4-2	at CGY	3/6	W	5-4*	at PHX
11/16	L	1-4	at VAN	3/8	W	3-1	at ANA
11/19	W	2-1	MTL	3/12	L	0-2	NJ
11/21	L	3-4	NYR	3/14	L	1-2	SJ
11/23	T	3-3*	CGY	3/15	W	4-1	EDM
11/26	L	2-3	at PIT	3/18	L	0-1	at WSH
11/28	W	2-0	TB	3/20	L	1-6	at DAL
11/29	L	2-3	COL	3/23	W	5-3	at FLA
12/1	W	3-1	BOS	3/26	W	4-1	NYR
12/3	W	5-3	NYI	3/28	W	4-2	at PHI
12/5	T	2-2*	PHX	3/29	L	1-3	PHI
12/6	L	1-4	at BOS	3/31	T	3-3*	MTL
12/10	L	2-5	FLA	4/1	W	4-0	at NJ
12/12	L	2-3*	at BUF	4/4	W	1-0	at MTL
12/16	W	2-1	OTT	4/6	W	3-0	at BOS
12/18	L	2-3	at OTT	4/8	L	1-3	at BUF
12/20	L	1-2	WSH	4/9	W	5-2	TOR
12/23	L	2-4	at PHI	4/11	L	1-5	at TOR
12/26	L	2-5	FLA	4/13	L	2-3	BOS
12/27	W	4-1	BUF	4/16	L	1-4	PIT
12/30	W	2-1	ANA	4/18	L	3-4	WSH
12/31	L	2-3	at PIT	4/19	L	1-2	at WSH

MAJOR TRADES**06/27/97** – Acquired Steve Leach from STL for Alexander Godynuk and 1998 6th-round draft pick (Brad Voth).**07/25/97** – Acquired Enrico Ciccone from CHI for Ryan Risadore and 1998 5th-round draft pick.**08/08/97** – Traded Jason Muzzati to NYR for 1998 4th-round draft pick (Tommy Westlund).**08/25/97** – Acquired Gary Roberts and Trevor Kidd from CGY in exchange for Andrew Cassels and Jean-Sebastien Giguere.**11/18/97** – Acquired D Sean Hill from OTT in exchange for Chris Murray.**01/02/98** – Traded Jeff Brown to TOR in exchange for a fourth round pick in the 1999 NHL Entry Draft.**01/03/98** – Acquired Martin Gelinas and Kirk McLean from VAN in exchange for Sean Burke, Geoff Sanderson, and Enrico Ciccone.**03/24/98** – Acquired Ray Sheppard from FLA in exchange for Kirk McLean.**08/11/98** – Acquired David Karpas and a fourth-round pick in 2000 from ANA for Stu Grimson and Kevin Haller.**FINAL STATISTICS** (Hurricanes games only)

	SCORING								
PLAYER	GP	G	A	PTS	PIM	PP	SH	GW	GT
KEITH PRIMEAU	81	26	37	63	110	7	3	2	0
SAMI KAPANEN	81	26	37	63	16	4	0	5	0
GARY ROBERTS	61	20	29	49	103	4	0	2	1
NELSON EMERSON	81	21	24	45	50	6	0	4	1
JEFF O'NEILL	74	19	20	39	67	7	1	4	1
RAY SHEPPARD	71	18	19	37	23	7	0	2	0
ROBERT KRON	81	16	20	36	12	4	0	2	1
MARTIN GELINAS	64	16	18	34	40	3	2	5	0
STEVE CHIASSON	66	7	27	34	65	6	0	0	0
GLEN WESLEY	82	6	19	25	36	1	0	1	0
KEVIN DINEEN	54	7	16	23	105	0	0	1	0
PAUL RANHEIM	73	5	9	14	28	0	1	2	0
CURTIS LESCHYSHYN	73	2	10	12	45	1	0	1	0
ADAM BURT	76	1	11	12	106	0	1	0	0
STEPHEN LEACH	45	4	5	9	42	1	1	2	0
KENT MANDERVILLE	77	4	4	8	31	0	0	0	0
KEVIN HALLER	65	3	5	8	94	0	0	0	0
STU GRIMSON	82	3	4	7	204	0	0	1	0
SEAN HILL	55	1	6	7	54	0	0	0	0
BATES BATTAGLIA	33	2	4	6	10	0	0	1	0
STEVEN RICE	47	2	4	6	38	0	0	0	0
STEVEN HALKO	18	0	2	2	10	0	0	0	0
NOLAN PRATT	23	0	2	2	44	0	0	0	0
MIKE RUCINSKI	9	0	1	1	2	0	0	0	0
JEFF DANIELS	2	0	0	0	0	0	0	0	0
MICHAEL FOUNTAIN	3	0	0	0	2	0	0	0	0
STEVE MARTINS	3	0	0	0	0	0	0	0	0
KEVIN BROWN	4	0	0	0	0	0	0	0	0
PAT JABLONSKI	5	0	0	0	0	0	0	0	0
TREVOR KIDD	47	0	0	0	2	0	0	0	0

GOALTENDING

PLAYER	GP	MINS	GA	GAA	SO	W-L-T
TREVOR KIDD	47	2685	97	2.16	3	21-21-3
SEAN BURKE	25	1415	66	2.79	1	7-11-5
PAT JABLONSKI	5	279	115	3.01	0	1-4-0
KIRK MCLEAN	8	401	22	3.29	0	4-2-0
MICHAEL FOUNTAIN	3	163	10	3.68	0	0-3-0

SEASON HIGHLIGHTS

- Carolina plays its first preseason game against NYI at the Greensboro Coliseum – September 13, 1997.

- Carolina opens the franchise's 19th NHL season, and first as the Carolina Hurricanes, at TB – October 1, 1997.

- Carolina registers its first win with a 2-1 victory over NJ – October 10, 1997.

- NHL shuts down for three weeks in February 1998 as NHL players compete at the Winter Olympics in Nagano, Japan. Carolina's Sami Kapanen plays for Team Finland, winning a Bronze Medal, and Keith Primeau completes the Olympic Tournament tied for third in scoring for Team Canada.

- Trevor Kidd named NHL Player of the Week on March 9, 1998 after posting a 3-0-0 record with a .968 svs. percentage and a 1.00 GAA.

- Peter Karmanos receives Lester Patrick Award on March 24, 1998, which is presented annually to individuals who have performed "outstanding service to hockey in the United States."

- Keith Primeau named NHL Player of the Week on March 30, 1998 after totaling eight points (4g, 4a) and a (+7) in a 3-1-0 week.

- On April 1, 1998, Trevor Kidd begins shutout sequence that will cover three consecutive road games with a 4-0 win at NJ, a 1-0 win at MTL (4/4), and a 3-0 win at BOS (4/6). The shutouts are a franchise high for the team and an individual goaltender. Streak ends in BUF (4/8) in a 3-1 loss. Finishes with 219:21 shutout streak. Also establishes new individual road shutout mark at 234:28.

1996-97 IN REVIEW

CLOSING GAME ROSTER *vs. Tampa Bay Lightning (home 4/13/97)*

1	Sean Burke	G	8	Geoff Sanderson	LW	17	Chris Murray	RW	27	Derek King	LW
3	Steve Chiasson	D	11	Kevin Dineen	RW	18	Robert Kron	RW	29	Jason Muzzatti	G
5	Alexander Godynnyuk	D	12	Steve Rice	RW	20	Glen Wesley	D	32	Stu Grimson	LW
6	Adam Burt	D	14	Kevin Haller	D	21	Andrew Cassels	C	44	Kent Manderville	C
7	Curtis Leschyshyn	D	16	Nelson Emerson	RW	24	Sami Kapanen	RW	55	Keith Primeau	C

FINAL NORTHEAST DIVISION STANDINGS

	GP	W	L	T	GF	GA	PTS
BUFFALO	82	40	30	12	237	208	92
PITTSBURGH	82	38	36	8	285	280	84
OTTAWA	82	31	36	15	226	234	77
MONTREAL	82	31	36	15	249	276	77
HARTFORD*	82	32	39	11	226	256	75
BOSTON	82	26	47	9	234	300	61

*Did not make playoffs.

COMPLETE RESULTS *(*Overtime)*

DATE	W/L	SCORE	OPP.	DATE	W/L	SCORE	OPP.
10/5	W	1-0	PHX	1/10	L	5-3	at VAN
10/8	W	7-3	PIT	1/12	L	2-1*	at EDM
10/12	L	6-0	at FLA	1/15	L	3-0	PIT
10/17	W	3-1	at NYI	1/20	W	3-1	TOR
10/19	W	6-2	NJ	1/22	W	2-1*	FLA
10/24	W	4-1	ANA	1/24	L	5-2	NYI
10/26	L	6-3	at BUF	1/25	W	5-1	at BUF
10/30	T	2-2*	NYI	1/30	L	5-3	at LA
10/31	T	4-4*	at BOS	1/31	L	6-3	at ANA
11/2	L	3-2	LA	2/5	L	5-2	at NYR
11/4	L	5-1	at DET	2/6	W	5-3	at BOS
11/6	W	5-1	BOS	2/8	L	3-2*	at MTL
11/8	L	4-1	DET	2/12	L	3-2	NJ
11/9	W	4-3*	BUF	2/13	L	4-0	at NJ
11/12	W	4-3	at SJ	2/15	W	2-1	OTT
11/14	W	2-1	at PHX	2/16	L	4-2	at OTT
11/16	T	4-4*	at COL	2/19	T	2-2*	at PHI
11/20	W	3-1	MTL	2/21	W	7-2	NYR
11/22	L	7-1	PIT	2/22	W	2-0	WSH
11/23	T	3-3*	at OTT	2/26	T	2-2*	CHI
11/27	L	6-2	VAN	2/28	L	3-2	SJ
11/29	T	1-1*	at FLA	3/2	L	5-2	PHI
11/30	W	6-3	at TB	3/5	W	2-0	CGY
12/3	T	4-4*	at PIT	3/7	W	2-0	MTL
12/5	W	4-2	at BOS	3/8	T	1-1*	at TOR
12/7	W	6-4	BUF	3/12	W	6-3	BOS
12/11	W	5-2	FLA	3/13	L	0-6	at NJ
12/12	L	3-2	at PHI	3/15	L	4-2	EDM
12/14	L	4-0	PHI	3/16	L	5-3	at WSH
12/16	L	5-2	at NYR	3/20	L	4-1	at STL
12/17	W	5-3	STL	3/21	L	2-0	at DAL
12/20	L	4-1	DAL	3/25	L	4-0	COL
12/21	W	6-5*	TB	3/27	W	5-2	at TB
12/26	L	5-1	at BUF	3/29	W	2-1	NYR
12/28	W	3-2	OTT	4/2	L	4-1	MTL
12/29	L	4-3	at CHI	4/3	T	5-5*	at PIT
1/1	L	3-2*	at WSH	4/5	W	4-1	at MTL
1/2	L	5-4*	BOS	4/7	W	4-2	BUF
1/4	T	1-1*	WSH	4/9	L	5-4	at OTT
1/6	L	4-5	at MTL	4/11	L	6-4	at NYI
1/9	L	3-2	at CGY	4/13	W	2-1	TB

MAJOR TRADES

10/09/96 – Acquired Paul Coffey, Keith Primeau and 1997 1st-round draft pick (Nikos Tselios) from DET in exchange for Brendan Shanahan and Brian Glynn.
10/12/96 – Acquired Stu Grimson from DET by way of NHL waivers.
12/15/96 – Acquired Kevin Haller, 1997 1st-round draft pick (traded on draft day 1997 to SJ (Scott Hannan) for 1997 2nd-round pick (Brad DeFauw) and 1997 7th-round pick (Andrew Merrick) and 1997 7th-round draft pick from PHI for Paul Coffey and 1997 3rd-round draft pick (Kris Mallette).
03/05/97 – Acquired Steve Chiasson and 1997 3rd-round draft pick (Francis Lessard) from CGY for Glen Featherson, Hnat Domenichelli, 1997 2nd-round draft pick (Dimitri Kokorev), and 1998 3rd-round draft pick.
03/18/97 – Acq. Bates Battaglia and 4th-round draft pick in 1998 (Josef Vasicek) from ANA for Mark Janssens; acq. 8th-round draft pick in 1998 (Jaroslav Svoboda) from TOR for Kelly Chase; acq. Chris Murray from PHX for Gerald Diduck; acq. Derek King from the NYI for 5th-round draft pick in 1997.

FINAL STATISTICS *(Whalers games only)*

	SCORING								
PLAYER	GP	G	A	PTS	PIM	PP	SH	GW	GT
GEOFF SANDERSON	82	36	31	67	29	12	1	4	1
ANDREW CASSELS	81	22	44	66	46	8	0	2	0
KEITH PRIMEAU	75	26	25	51	161	6	3	2	2
KEVIN DINEEN	78	19	29	48	141	8	0	5	2
NELSON EMERSON	66	9	29	38	34	2	1	2	0
STEVE RICE	78	21	14	35	59	5	0	2	0
GLEN WESLEY	68	6	26	32	40	3	1	0	0
JEFF O'NEILL	72	14	16	30	40	2	1	2	0
SAMI KAPANEN	45	13	12	25	2	3	0	2	0
ROBERT KRON	68	10	12	22	10	2	0	4	1
PAUL RANHEIM	67	10	11	21	18	0	3	1	0
CURTIS LESCHYSHYN	64	4	13	17	30	1	1	1	0
STEVE CHIASSON	18	3	11	14	7	3	0	0	0
ADAM BURT	71	2	11	13	79	0	0	0	0
GERALD DIDUCK	56	1	10	11	40	0	0	1	0
KENT MANDERVILLE	44	6	5	11	18	0	0	1	0
PAUL COFFEY	20	3	5	8	18	1	0	1	0
KEVIN HALLER	35	2	6	8	48	0	0	0	0
GLEN FEATHERSONE	41	2	5	7	87	0	0	0	0
ALEXANDER GODYNYUK	55	1	6	7	41	0	0	1	0
ANDREI NIKOLISHIN	12	2	5	7	2	0	0	0	0
MARK JANSSENS	54	2	4	6	90	0	0	0	0
DEREK KING	12	3	3	6	2	1	0	0	0
MAREK MALIK	47	1	5	6	50	0	0	1	0
KEVIN BROWN	11	0	4	4	6	0	0	0	0
STU GRIMSON	75	2	2	4	218	0	0	0	0
KELLY CHASE	28	1	2	3	122	0	0	0	0
HNAT DOMENICHELLI	13	2	1	3	7	1	0	0	0
SEAN BURKE	51	0	2	2	14	0	0	0	0
JEFF DANIELS	10	0	2	2	0	0	0	0	0
CHRIS MURRAY	8	1	1	2	10	0	0	0	0
NOLAN PRATT	9	0	2	2	6	0	0	0	0
BRIAN GLYNN	1	1	0	1	2	0	0	0	0
STEVE MARTINS	2	0	1	1	0	0	0	0	0
JASON MUZZATTI	31	0	1	1	18	0	0	0	0
BRENDAN SHANAHAN	2	1	0	1	0	0	1	0	0
JEFF BROWN	1	0	0	0	0	0	0	0	0
J-S GIGUERE	8	0	0	0	0	0	0	0	0
JASON MCBAIN	6	0	0	0	0	0	0	0	0

GOALTENDING

PLAYER	GP	MINS	GA	GAA	SO	W-L-T
SEAN BURKE	51	2985	134	2.69	4	22-22-6
JASON MUZZATTI	31	1591	91	3.43	0	9-13-5
J-S GIGUERE	8	394	24	3.65	0	1-4-0

SEASON HIGHLIGHTS

- Kevin Dineen named team captain – October 2, 1999.
- Sean Burke wins 1st two games and is unbeaten in seven games (5-0-2) from 11/9-11/23 as the Whalers lead the Northeast Division.
- Whalers post 16-11-6 mark to rank 1st in the Northeast Division at Christmas break. It marks one of the team's best starts to a season. Paul Maurice named asst. coach for NHL All-Star Game due to 1st place standing.
- Geoff Sanderson named NHL Player of the Week after totaling six points (4g, 2a) in a 2-0-1 week ending 12/8/96.
- Geoff Sanderson named to his second NHL All-Star Team, where he scores a goal. At the Skills Competition, Sanderson skates to second-fastest time (13.823) and finishes second in Hardest Shot Competition (98.6 mph).
- Sean Burke posts back-to-back home shutouts against CGY and MTL on March 5th and 7th.
- Whalers suffer franchise-high 368 games lost due to injury.
- Whalers complete final season in Hartford as Kevin Dineen scores the game-winner in a 2-1 victory over Tampa Bay – April 13, 1997. Team misses playoffs by two points.

CLOSING GAME ROSTER *vs. Buffalo Sabres (away 4/14/96)*

1	Sean Burke	G	11	Kevin Dineen	RW	21	Andrew Cassels	C	27	Jeff Brown	D
4	Gerald Diduck	D	12	Steve Rice	RW	22	Mark Janssens	C	28	Paul Ranheim	LW
7	Brian Glynn	D	13	Andrei Nikolishin	C	23	Marek Malik	D	29	Jason Muzzatti	G
8	Geoff Sanderson	LW	15	Scott Daniels	LW	24	Sami Kapanen	LW	92	Jeff O'Neill	C
10	Brad McCrimmon	D	16	Nelson Emerson	RW	25	Jason McBain	D	94	Brendan Shanahan	LW

FINAL NORTHEAST DIVISION STANDINGS

	GP	W	L	T	GF	GA	PTS
BUFFALO	82	40	30	12	237	208	92
PITTSBURGH	82	38	36	8	285	280	84
OTTAWA	82	31	36	15	226	234	77
MONTREAL	82	31	36	15	249	276	77
HARTFORD*	82	32	39	11	226	256	75
BOSTON	82	26	47	9	234	300	61

*Did not make playoffs.

FINAL STATISTICS *(Whalers games only)*

	SCORING								
PLAYER	GP	G	A	PTS	PIM	PP	SH	GW	GT
BRENDAN SHANAHAN	74	44	34	78	125	17	2	6	0
GEOFF SANDERSON	81	34	31	65	40	6	0	7	0
ANDREW CASSELS	81	20	43	63	39	6	0	1	2
NELSON EMERSON	81	29	29	58	78	12	2	5	0
ANDREI NIKOLISHIN	61	14	37	51	34	4	1	3	0
ROBERT KRON	77	22	28	50	6	8	1	3	0
JEFF BROWN	48	7	31	38	38	5	0	0	0
PAUL RANHEIM	73	10	20	30	14	0	1	1	0
JEFF O'NEILL	65	8	19	27	40	1	0	1	0
GLEN WESLEY	68	8	16	24	88	6	0	1	0
STEVE RICE	59	10	12	22	47	1	0	2	0
ADAM BURT	78	4	9	13	121	0	0	1	0
GLEN FEATHERSTONE	68	2	10	12	138	0	0	1	0
GERALD DIDUCK	79	1	9	10	88	0	0	0	0
KEVIN DINEEN	20	2	7	9	67	0	0	0	0
SAMI KAPANEN	35	5	4	9	6	0	0	0	0
BRAD McCRIMMON	58	3	6	9	62	0	1	0	0
MARK JANSSENS	81	2	7	9	155	0	0	0	0
FRANTISEK KUCERA	30	2	6	8	10	0	0	1	0
SCOTT DANIELS	53	3	4	7	254	0	0	0	0
KELLY CHASE	55	2	4	6	220	0	0	1	0
SEAN BURKE	66	0	6	6	16	0	0	0	0
STEVE MARTINS	23	1	3	4	8	0	0	0	0
BRIAN GLYNN	54	0	4	4	44	0	0	0	0
KEVIN SMYTH	21	2	1	3	8	1	0	0	0
JOCELYN LEMIEUX	29	1	2	3	31	0	0	0	0
JIMMY CARSON	11	1	0	1	0	0	0	0	0
ALEXANDER GODYNYUK	3	0	0	0	2	0	0	0	0
JASON McBAIN	3	0	0	0	0	0	0	0	0
MAREK MALIK	7	0	0	0	4	0	0	0	0
JASON MUZZATTI	22	0	0	0	33	0	0	0	0
JEFF REESE	7	0	0	0	0	0	0	0	0

GOALTENDING

PLAYER	GP	MINS	GA	GAA	SO	W-L-T
JASON MUZZATTI	22	1013	49	2.9	1	4-8-3
SEAN BURKE	66	3669	190	3.11	4	28-28-6
JEFF REESE	7	275	14	3.05	1	2-3-0

SEASON HIGHLIGHTS

- Paul Holmgren is fired as head coach and is replaced by Paul Maurice – November 6, 1995.
 - Brendan Shanahan starts in the NHL's 46th All-Star Game and scores a goal.
- Shanahan led the Whalers in goals (44) and points (78).
- Whalers re-acquire Kevin Dineen from Philadelphia for a 1997 seventh-round draft pick, which was later re-acquired in the Paul Coffey trade.
 - The Whalers win the last five games of a six-game road trip—the best six-game road trip in club history.
 - Whalers complete season with their best record since the 1989-90 season.
- The team's home record (22-15-4) is the Whalers' best home ice record since 1986-87.

COMPLETE RESULTS *(*Overtime)*

DATE	W/L	SCORE	OPP.	DATE	W/L	SCORE	OPP.
10/7	W	2-0	NYR	1/10	L	2-3*	CGY
10/11	W	3-2	ANA	1/12	W	3-2	WIN
10/14	W	3-2	CHI	1/16	W	3-0	VAN
10/16	W	7-5	at NYR	1/17	W	6-3	at NYI
10/20	T	2-2*	PIT	1/24	L	2-4	at BUF
10/21	L	0-3	at FLA	1/25	W	8-2	LA
10/25	L	2-4	STL	1/27	T	4-4*	NJ
10/27	L	1-4	MTL	1/30	L	2-8	at SJ
10/28	L	0-3	at BOS	1/31	W	6-4	at LA
11/2	L	0-5	OTT	2/2	W	4-3	at ANA
11/4	W	5-4	at OTT	2/7	W	5-3	at VAN
11/5	L	1-6	at PHI	2/9	W	3-2*	at COL
11/7	W	7-3	SJ	2/11	W	5-3	at DAL
11/11	L	1-4	NYR	2/14	L	0-3	BOS
11/14	L	0-1	at NJ	2/17	W	2-1*	BUF
11/15	W	3-2	OTT	2/21	W	5-3	MTL
11/18	L	2-4	PHI	2/23	L	4-5	at PIT
11/20	L	3-4*	at MTL	2/25	L	2-6	DAL
11/22	W	4-2	MTL	2/28	T	4-4*	EDM
11/24	W	4-0	at TOR	3/1	L	2-5	WIN
11/25	L	2-4	WSH	3/2	W	7-1	FLA
11/29	T	2-2*	at TB	3/6	L	2-4	DET
12/1	L	1-2	at BUF	3/8	W	7-4	TOR
12/2	L	3-5	FLA	3/9	L	3-6	at STL
12/6	W	7-4	NYI	3/13	W	3-2	PIT
12/9	L	0-6	at PIT	3/16	W	2-1	BUF
12/10	L	1-4	at CHI	3/18	W	6-3	TB
12/13	L	2-3	TB	3/20	L	2-3	at MTL
12/15	W	4-2	COL	3/22	T	1-1*	at OTT
12/16	T	3-3*	at NYI	3/23	T	2-2*	at WSH
12/18	L	2-3	at MTL	3/25	L	0-3	at PHI
12/20	L	2-3	CGY	3/27	L	5-6*	BOS
12/22	T	3-3*	at NYR	3/30	W	3-1	NYI
12/23	T	3-3*	PHI	4/1	L	2-3	FLA
12/28	L	4-9	at PIT	4/3	L	2-4	at TB
12/30	L	0-3	at WSH	4/4	W	1-0	at NJ
12/31	L	2-3	at DET	4/6	L	3-6	NJ
1/3	W	2-0	WSH	4/8	W	5-4	PIT
1/5	W	4-2	OTT	4/11	L	2-3	at BOS
1/6	L	2-5	at BOS	4/13	W	2-0	BOS
1/9	W	5-1	at EDM	4/14	L	1-4	at BUF

MAJOR TRADES**07/27/95** – Brendan Shanahan acquired from STL for Chris Pronger.**10/06/95** – Nelson Emerson acquired from Winnipeg for Darren Turcotte.**12/01/95** – Jeff Reese traded to TB for 1996 9th-round draft pick (Askhat Rakhmatullin).**12/20/95** – Jeff Brown and a 1998 3rd-round draft pick (later traded to CGY in Steve Chiasson trade) acquired from VAN for Jim Dowd, Frantisek Kucera and a 1997 2nd-round draft pick from NJ for Jocelyn Lemieux and a 1998 2nd-round pick (later traded to Dallas-John Erskine).**12/28/95** – Kevin Dineen acquired from PHI for a 1997 7th-round draft pick (which was later re-acquired in the Paul Coffey trade).

1994-95 IN REVIEW

CLOSING GAME ROSTER *vs. Quebec Nordiques (away 5/3/95)*

1	Sean Burke	G	11	Andrei Nikolishin	C	20	Glen Wesley	D	28	Paul Ranheim	RW
4	Frantisek Kucera	D	13	Ted Drury	C	22	Mark Janssens	C	35	Jeff Reese	G
6	Adam Burt	D	14	Kevin Smyth	LW	24	Jim Storm	LW	36	Glen Featherstone	D
7	Brian Glynn	D	17	Scott Daniels	LW	26	Jocelyn Lemieux	RW	44	Chris Pronger	D
8	Geoff Sanderson	LW	18	Robert Kron	LW	27	Kelly Chase	RW	89	Darren Turcotte	C

FINAL NORTHEAST DIVISION STANDINGS

	GP	W	L	T	GF	GA	PTS
QUEBEC	48	30	13	5	185	134	65
PITTSBURGH	48	29	16	3	181	158	61
BOSTON	48	27	18	3	150	127	57
BUFFALO	48	22	19	7	130	119	51
HARTFORD*	48	19	24	5	127	141	43
MONTREAL	48	18	23	7	125	148	43
OTTAWA	48	9	34	5	117	174	23

*Did not make playoffs.

COMPLETE RESULTS *(*Overtime)*

DATE	W/L	SCORE	OPP.	DATE	W/L	SCORE	OPP.
1/21	T	1-1*	WSH	3/14	W	6-4	NYI
1/22	T	2-2*	NJ	3/16	T	2-2*	at NJ
1/25	W	4-1	OTT	3/20	L	0-5	WSH
1/26	L	2-3	at PHI	3/22	W	4-3	PHI
1/28	L	1-2	FLA	3/25	W	5-1	NYI
2/1	W	2-1	at OTT	3/26	W	4-3*	at WSH
2/4	L	4-5	at BOS	3/29	T	4-4*	at FLA
2/5	L	1-3	at QUE	3/31	L	0-2	at TB
2/8	L	2-3	QUE	4/4	L	3-6	at BUF
2/10	L	3-4	at TB	4/5	W	8-4	at PIT
2/11	L	3-4	at FLA	4/8	W	4-2	BUF
2/13	T	2-2*	at MTL	4/9	L	0-3	TB
2/15	W	4-1	MTL	4/12	W	4-2	OTT
2/16	L	2-5	at PIT	4/14	W	4-3*	MTL
2/18	W	4-2	PIT	4/16	L	2-3	at NJ
2/22	W	3-2*	BOS	4/18	W	2-1	at BUF
2/24	W	2-1	at NYR	4/20	L	2-3	at NYR
2/25	L	1-3	BUF	4/21	L	3-6	at WSH
2/28	W	6-3	at OTT	4/23	L	2-4	PIT
3/1	L	2-5	NYR	4/24	W	4-3	at MTL
3/4	W	3-2*	TB	4/26	L	0-1	at BOS
3/5	L	2-5	BOS	4/28	L	3-4	PHI
3/7	L	1-3	at NYI	5/3	L	1-4	at QUE
3/9	W	2-1	QUE				
3/12	L	1-4	FLA				

MAJOR TRADES

08/26/94 – Glen Wesley acquired from BOS for Carolina's first-round draft picks in the 1995 (Kyle McLaren), 1996 (Jonathan Aitken) and 1997 (Sergei Samsonov) NHL Entry Draft.

01/18/95 – Kelly Chase and Brian Glynn selected in NHL Waiver Draft.

03/23/95 – Glen Featherstone, Michael Stewart and a 1995 first-round (Jean-Sebastien Giguere) and 1996 fourth-round (Steve Wasyenko) draft pick acquired from the NYR for Pat Verbeek.

FINAL STATISTICS *(Whalers games only)*

PLAYER	SCORING							
	GP	G	A	PTS	PIM	PP	SH	GW
ANDREW CASSELS	46	7	30	37	18	1	0	1
DARREN TURCOTTE	47	17	18	35	22	3	1	3
GEOFF SANDERSON	46	18	14	32	24	4	0	4
STEVE RICE	40	11	10	21	61	4	0	1
PAUL RANHEIM	47	6	14	20	10	0	0	1
FRANTISEK KUCERA	48	3	17	20	30	0	0	1
JIMMY CARSON	38	9	10	19	29	4	0	3
ROBERT KRON	37	10	8	18	10	3	1	1
ANDREI NIKOLISHIN	39	8	10	18	10	1	1	0
ADAM BURT	46	7	11	18	65	3	0	1
PAT VERBEEK	29	7	11	18	53	3	0	0
GLEN WESLEY	48	2	14	16	50	1	0	1
CHRIS PRONGER	43	5	9	14	54	3	0	1
JOCELYN LEMIEUX	41	6	5	11	32	0	0	1
TED DRURY	34	3	6	9	21	0	0	0
MARK JANSSENS	46	2	5	7	93	0	0	0
BRIAN GLYNN	43	1	6	7	32	0	0	0
KEVIN SMYTH	16	1	5	6	13	0	0	0
IGOR CHIBIREV	8	3	1	4	0	0	0	0
KELLY CHASE	28	0	4	4	141	0	0	0
GLEN FEATHERSTONE	13	1	1	2	32	0	0	0
JIM STORM	6	0	3	3	0	0	0	0
SCOTT DANIELS	12	0	2	2	55	0	0	0
MAREK MALIK	1	0	1	1	0	0	0	0
BRAD McCRIMMON	33	0	1	1	42	0	0	0
SEAN BURKE	42	0	1	1	8	0	0	0
ROBERT PETROVICKY	2	0	0	0	0	0	0	0
JEFF REESE	11	0	0	0	0	0	0	0
JIM SANDLAK	13	0	0	0	0	0	0	0
ALEXANDER GODNYNYUK	14	0	0	0	8	0	0	0

GOALTENDING

PLAYER	GP	MINS	GA	GAA	SO	W-L-T
SEAN BURKE	42	2418	108	2.68	0	17-19-4
JEFF REESE	11	477	26	3.27	0	2-5-1

SEASON HIGHLIGHTS

- NHL starts a reduced 48-game schedule after the NHL and NHLPA agree upon a new collective bargaining agreement 10 days earlier – January 21, 1995.
- After Whalers' captain Pat Verbeek is traded to the Rangers, the Whalers name Adam Burt, Andrew Cassels and Glen Wesley as alternate captains – March 23, 1995.
- Whalers complete season with an increase in average attendance for the first time since 1987-88 (12.8%).
- Whalers finish season with the NHL's best overtime record (4-0-5) for the second straight season.

CLOSING GAME ROSTER *vs. Boston Bruins (away 4/1/94)*

1	Sean Burke	G	17	Ted Drury	C	23	Jocelyn Lemieux	LW	33	Ted Crowley	D
4	Frank Kucera	D	18	Robert Kron	LW	24	Jim Storm	LW	35	Jeff Reese	G
8	Geoff Sanderson	LW	20	Kevin Smyth	LW	25	Bob McGill	D	39	Robert Petrovicky	LW
10	Brad McCrimmon	D	21	Andrew Cassels	C	26	Brian Propp	LW	44	Chris Pronger	D
16	Pat Verbeek	RW	22	Mark Janssens	C	29	Marc Potvin	RW	45	John Stevens	D

FINAL NORTHEAST DIVISION STANDINGS

	GP	W	L	T	GF	GA	PTS
PITTSBURGH	84	44	27	13	299	285	101
BOSTON	84	42	29	13	289	252	97
MONTREAL	84	41	29	14	283	248	96
BUFFALO	84	43	32	9	282	218	95
QUEBEC	84	34	42	8	277	292	76
HARTFORD*	84	27	48	9	227	288	63
OTTAWA	84	14	61	9	201	397	37

*Did not make playoffs.

FINAL STATISTICS *(Whalers games only)*

	SCORING									
PLAYER	GP	G	A	PTS	PIM	PP	SH	GW	GT	
PAT VERBEEK	84	37	38	75	177	15	1	3	1	
GEOFF SANDERSON	82	41	26	67	42	15	1	6	2	
ANDREW CASSELS	79	16	42	58	37	8	1	3	0	
ROBERT KRON	77	24	26	50	8	2	1	3	0	
MICHAEL NYLANDER	58	11	33	44	24	4	0	1	2	
ZARLEY ZALAPSKI	56	7	30	37	56	0	0	0	0	
CHRIS PRONGER	81	5	25	30	113	2	0	0	0	
BRIAN PROPP	65	12	17	29	44	3	1	2	0	
JAMES PATRICK	47	8	20	28	32	4	1	2	1	
ADAM BURT	63	1	17	18	75	0	0	0	0	
RANDY CUNNEYWORTH	63	9	8	17	87	0	1	1	0	
JIM STORM	68	6	10	16	27	1	0	0	0	
IGOR CHIBIREV	37	4	11	15	2	0	0	1	0	
DARREN TURCOTTE	19	2	11	13	4	0	0	0	0	
ALEXANDER GODYNYUK	43	3	9	12	40	0	0	1	0	
MARK JANSSENS	84	2	10	12	137	0	0	0	0	
ROBERT PETROVICKY	33	6	5	11	39	1	0	0	0	
BRYAN MARCHMENT	42	3	7	10	124	0	1	1	0	
MARK GREIG	31	4	5	9	31	0	0	0	0	
JIM SANDLAK	27	6	2	8	32	2	0	1	0	
JOCELYN LEMIEUX	16	6	1	7	19	0	0	2	0	
TED DRURY	16	1	5	6	10	0	0	0	0	
BRAD McCRIMMON	65	1	5	6	72	0	0	0	0	
KEVIN SMYTH	21	3	2	5	10	0	0	0	0	
MARC POTVIN	51	2	3	5	246	0	0	0	0	
FRANTISEK KUCERA	16	1	3	4	14	1	0	0	0	
PAUL RANHEIM	15	0	3	3	2	0	0	0	0	
TED CROWLEY	21	1	2	3	10	1	0	0	0	
PATRICK POULIN	9	2	1	3	11	1	0	0	0	
JOHN STEVENS	9	0	3	3	4	0	0	0	0	
BOB MCGILL	30	0	3	3	41	0	0	0	0	
JIM MCKENZIE	26	1	2	3	67	0	0	0	0	
ERIC WEINRICH	8	1	1	2	2	1	0	0	0	
TODD HARKINS	28	1	0	1	49	0	0	0	0	
JEFF REESE	19	0	1	1	0	0	0	0	0	
DAN KECZMER	12	0	1	1	12	0	0	0	0	
MIKE TOMLAK	1	0	0	0	0	0	0	0	0	
MIKE LENARDUZZI	1	0	0	0	0	0	0	0	0	
YVON CORRIVEAU	3	0	0	0	0	0	0	0	0	
MARIO GOSSELIN	7	0	0	0	0	0	0	0	0	
ALLEN PEDERSEN	7	0	0	0	9	0	0	0	0	
FRANK PIETRANGELO	19	0	0	0	2	0	0	0	0	
SEAN BURKE	47	0	0	0	16	0	0	0	0	
DOUG HOUDA	7	0	0	0	23	0	0	0	0	
NICK KYPREOS	10	0	0	0	37	0	0	0	0	

GOALTENDING

PLAYER	GP	MINS	GA	GAA	SO	W-L-T
MIKE LENARDUZZI	1	21	1	2.86	0	0-0-0
SEAN BURKE	47	2750	137	2.99	2	17-24-5
JEFF REESE	19	1057	56	3.18	1	5-9-3
FRANK PIETRANGELO	19	984	59	3.60	0	5-11-1
MARIO GOSSELIN	7	239	21	5.27	0	0-4-0

SEASON HIGHLIGHTS

- Geoff Sanderson has his second straight 40-goal season, leading the Whalers with 41.
- Andrew Cassels is the Whalers' top playmaker for the second straight season with 42 assists.
- Paul Holmgren steps down as head coach to concentrate on his duties as general manager. He is replaced by Pierre McGuire on November 16.
- Eleven Whalers finish the season with other NHL clubs as the team makes major trades with Chicago, Florida, Calgary and the NY Rangers.
- On the day the Whalers host the 1994 Entry Draft, the club is sold to Peter Karmanos Jr., Thomas Thewes and Jim Rutherford. Holmgren is named head coach and Rutherford becomes club president and general manager.

COMPLETE RESULTS *(*Overtime)*

DATE	W/L	SCORE	OPP.	DATE	W/L	SCORE	OPP.
10/6	L	3-4	at MTL	1/12	L	4-6	at LA
10/9	L	2-5	PHI	1/14	L	3-6	at ANA
10/10	W	3-2	at BUF	1/15	L	2-8	at SJ
10/13	W	4-3	MTL	1/17	L	3-5	at BOS
10/14	W	6-2	at CHI	1/19	T	3-3*	TOR
10/16	L	3-5	at PIT	1/24	L	1-2	BOS
10/19	L	2-7	at TOR	1/26	L	0-3	MTL
10/20	L	2-5	QUE	1/27	T	1-1*	at OTT
10/23	T	3-3*	BUF	1/29	L	2-3	QUE
10/27	L	1-5	at DAL	2/1	W	2-1	at QUE
10/28	L	1-2	at STL	2/2	L	2-9	at MTL
10/30	L	1-4	NYR	2/4	T	2-2*	at WIN
11/1	L	2-4	STL	2/6	W	4-2	at VAN
11/3	L	3-6	CGY	2/11	L	1-4	at CGY
11/6	L	3-5	at NYI	2/12	W	5-2	at EDM
11/10	W	4-3*	OTT	2/16	L	3-5	BUF
11/13	T	4-4*	EDM	2/17	L	4-6	at PIT
11/17	L	2-4	BOS	2/19	W	4-2	NYR
11/18	L	3-6	at PHI	2/24	L	0-3	at DET
11/20	L	2-3	SJ	2/26	T	1-1*	NJ
11/23	W	2-1*	at FLA	2/27	L	1-3	WSH
11/24	L	1-4	at TB	3/2	L	1-4	LA
11/27	W	4-0	FLA	3/4	W	2-1	at FLA
11/29	W	4-2	at OTT	3/5	L	2-4	at TB
12/1	W	5-3	DET	3/9	W	4-1	TB
12/4	L	6-7*	PIT	3/10	L	0-4	at NJ
12/7	W	6-1	at WSH	3/12	T	2-2*	DAL
12/8	L	1-4	VAN	3/13	L	2-3	PIT
12/11	L	0-3	BUF	3/16	L	0-4	at NYR
12/12	T	2-2*	at BOS	3/17	L	1-4	at QUE
12/15	L	2-5	at NYR	3/19	W	5-3	at PHI
12/18	W	4-1	WSH	3/22	L	1-4	at WSH
12/22	W	6-3	NJ	3/25	L	3-6	at BUF
12/23	W	2-1	at OTT	3/26	L	2-3	ANA
12/26	W	3-2*	OTT	3/29	L	2-6	at DET
12/28	L	2-4	at NJ	3/30	W	3-2*	CHI
12/29	L	3-5	FLA	4/2	L	5-6	PHI
1/1	W	4-3	at NYI	4/6	T	3-3*	NYI
1/2	W	7-2	PIT	4/7	L	2-5	at QUE
1/5	W	4-0	WIN	4/10	W	6-4	TB
1/6	L	1-2	STL	4/11	L	1-3	MTL
1/8	W	6-0	NYI	4/14	W	3-2	at BOS

MAJOR TRADES

11/02/93 – Bryan Marchment and Steve Larmer acquired from CHI for Patrick Poulin and Eric Weinrich.

11/02/93 – Darren Turcotte and James Patrick acquired from NYR for Nick Kypreos, Barry Richter, Steve Larmer and a 1994 sixth-round draft pick (Yuri Litinev).

12/16/93 – Alexander Godynyuk acquired from FLA for Jim McKenzie.

03/10/94 – Gary Suter, Ted Drury and Paul Ranheim acquired from CGY for Zarley Zalapski, James Patrick and Michael Nylander.

05/11/94 – Frantisek Kucera and Jocelyn Lemieux acquired from CHI for Gary Suter, Randy Cunneyworth and a 1995 third-round pick (later traded to VAN for Larry Courville).

1992-93 IN REVIEW

CLOSING GAME ROSTER *vs. Philadelphia Flyers (home 4/16/93)*

3	Zarley Zalapski	D	11	Yvon Corriveau	RW	23	Paul Gillis	C	30	Mike Lenarduzzi	G
4	Eric Weinrich	D	12	Barry Nieckar	LW	24	Patrick Poulin	LW	36	Michael Nylander	C
6	Adam Burt	D	16	Pat Verbeek	RW	25	Terry Yake	C	38	Robert Kron	RW
7	Randy Cunneyworth	LW	21	Andrew Cassels	C	27	Doug Houda	D	40	Frank Pietrangelo	G
8	Geoff Sanderson	LW	22	Mark Janssens	C	29	Randy Ladouceur	D	41	Al Pedersen	D

FINAL ADAMS DIVISION STANDINGS

	GP	W	L	T	GF	GA	PTS
BOSTON	84	51	26	7	332	268	109
QUEBEC	84	47	27	10	351	300	104
MONTREAL	84	48	30	6	326	280	102
BUFFALO	84	38	36	10	335	297	86
HARTFORD*	84	26	52	6	284	369	58
OTTAWA	84	10	70	4	202	395	24

*Did not make playoffs.

COMPLETE RESULTS *(*Overtime)*

DATE	W/L	SCORE	OPP.	DATE	W/L	SCORE	OPP.
10/6	L	1-5	MTL	1/13	L	3-7	at MTL
10/8	L	2-3*	at BOS	1/15	L	1-3	at EDM
10/10	L	2-5	BUF	1/16	L	3-8	at VAN
10/12	L	2-6	at NYR	1/18	L	7-8	WIN
10/14	W	4-1	OTT	1/21	W	4-2	SJ
10/17	L	3-7	PIT	1/23	L	2-6	CHI
10/20	W	5-4	at NJ	1/24	L	4-5*	at PHI
10/22	W	5-1	at OTT	1/27	W	6-5	at MTL
10/24	L	2-4	at NYI	1/28	L	2-5	at OTT
10/28	L	3-4*	NJ	1/30	L	3-6	WIN
10/31	L	1-7	LA	2/3	L	2-3	at BUF
11/3	T	3-3*	QUE	2/8	L	1-3	STL
11/6	L	2-5	at DET	2/12	W	6-2	at WIN
11/7	L	2-6	WSH	2/13	L	3-4*	at CGY
11/11	L	3-4	CGY	2/17	L	3-5	BUF
11/13	L	2-8	at BUF	2/20	W	7-3	EDM
11/14	L	0-2	DET	2/21	L	3-4	PIT
11/18	W	5-2	STL	2/24	L	2-5	PHI
11/19	W	4-2	at OTT	2/27	W	5-3	at QUE
11/21	L	2-8	at QUE	2/28	L	6-7*	NYI
11/25	L	1-6	MTL	3/3	L	4-7	NJ
11/27	L	4-5*	at BOS	3/5	W	4-2	at BUF
11/28	W	4-3*	BOS	3/6	W	5-1	VAN
12/1	L	4-8	at STL	3/8	W	4-2	at QUE
12/3	W	7-5	at SJ	3/10	L	3-5	at TOR
12/5	L	3-7	at LA	3/13	T	3-3*	BUF
12/9	W	6-2	OTT	3/16	W	4-3*	at TB
12/11	L	3-9	at BUF	3/19	L	2-5	at WSH
12/12	T	1-1	BUF	3/22	L	4-5	at BOS
12/16	W	6-3	WSH	3/24	L	5-6*	MTL
12/18	L	3-4	at WSH	3/27	W	2-1	at MIN
12/19	T	4-4*	NYR	3/28	L	0-3	at CHI
12/21	W	5-2	at MTL	3/30	L	1-3	BOS
12/23	W	3-1	TB	4/1	L	2-10	at PIT
12/26	L	4-9	BOS	4/3	W	7-3	OTT
12/27	L	2-6	at NJ	4/5	W	5-4	at NYR
12/31	L	2-6	QUE	4/7	W	6-1	at OTT
1/2	L	2-3*	at BOS	4/10	L	3-6	at QUE
1/3	T	6-6*	MIN	4/11	L	2-4	TOR
1/6	L	1-3	BUF	4/13	T	3-3*	at NYI
1/9	W	4-2	QUE	4/14	W	5-4*	NYI
1/10	L	5-7	MTL	4/16	L	4-5*	PHI

MAJOR TRADES

06/15/92 – Obtained Nick Kypreos from WSH for Mark Hunter and Yvon Corriveau.

08/28/92 – Obtained Sean Burke and Eric Weinrich from NJ for Bobby Holik, a 2nd-round 1993 draft pick (Jay Pandolfo) and future considerations.

09/03/92 – Obtained Mark Janssens from MIN for James Black.

11/24/92 – Traded John Cullen to TOR for a 1993 2nd-round pick (later traded to SJ in Chris Pronger trade).

03/22/93 – Obtained Robert Kron, 1993 3rd-round pick (Marek Malik) and future considerations from VAN for Murray Craven and the 1993 5th-round pick from VAN in the Corrie D'Alessio trade.

05/17/93 – Obtained Jim Sandlak from VAN to complete the 03/22 trade.

FINAL STATISTICS *(Whalers games only)*

	SCORING								
PLAYER	GP	G	A	PTS	PIM	PP	SH	GW	GT
GEOFF SANDERSON	82	46	43	89	28	21	2	4	0
ANDREW CASSELS	84	21	65	86	62	8	3	1	0
PAT VERBEEK	84	39	43	82	197	16	0	6	2
ZARLEY ZALAPSKI	83	14	51	65	94	8	1	0	0
TERRY YAKE	66	22	31	53	46	4	1	2	0
PATRICK POULIN	81	20	31	51	37	4	0	2	0
ERIC WEINRICH	79	7	29	36	76	0	2	2	0
MICHAEL NYLANDER	59	11	22	33	36	3	0	1	0
MARK JANSSENS	76	12	17	29	237	0	0	1	0
NICK KYPREOS	75	17	10	27	325	0	0	2	1
ADAM BURT	65	6	14	20	116	0	0	0	0
YVON CORRIVEAU	37	5	5	10	14	1	0	1	0
RANDY CUNNEYWORTH	39	5	4	9	63	0	0	1	0
ROBERT PETROVICKY	42	3	6	9	45	0	0	0	0
JIM MCKENZIE	64	3	6	9	202	0	0	0	0
DAN KECZMER	23	4	4	8	28	2	0	1	0
DOUG HOUDA	60	2	6	8	167	0	0	0	0
MARK GREIG	22	1	7	8	27	0	0	0	0
JOE DAY	24	1	7	8	47	0	0	0	0
RANDY LADOUCEUR	62	2	4	6	109	0	0	0	0
TIM KERR	22	0	6	6	7	0	0	0	0
ROBERT KRON	13	4	2	6	4	2	0	0	0
JAMIE LEACH	19	3	2	5	2	0	0	0	0
ALLEN PEDERSEN	59	1	4	5	60	0	0	0	0
PAUL GILLIS	21	1	1	2	40	0	0	0	0
SEAN BURKE	50	0	2	2	25	0	0	0	0
CHRIS GOVEDARIS	7	1	0	1	0	0	0	0	0
MARIO GOSSELIN	16	0	1	1	0	0	0	0	0
CORRIE D'ALESSIO	1	0	0	0	0	0	0	0	0
SCOTT DANIELS	1	0	0	0	19	0	0	0	0
BARRY NIECKAR	2	0	0	0	2	0	0	0	0
MIKE LENARDUZZI	3	0	0	0	0	0	0	0	0
JIM AGNEW	16	0	0	0	68	0	0	0	0
FRANK PIETRANGELO	30	0	0	0	4	0	0	0	0

GOALTENDING

PLAYER	GP	MIN	GA	GAA	SO	W-L-T
CORRIE D'ALESSIO	1	11	0	0.00	0	0-0-0
MIKE LENARDUZZI	3	168	9	3.21	0	1-1-1
MARIO GOSSELIN	16	867	57	3.94	0	5-9-1
SEAN BURKE	50	2656	184	4.16	0	16-27-3
FRANK PIETRANGELO	30	1373	111	4.85	0	4-15-1

SEASON HIGHLIGHTS

- Geoff Sanderson represents the Whalers in the NHL All-Star Skills Competition, and he is chosen as Hartford's MVP by his teammates. Sanderson leads the team with 46 goals and 89 points, including a club record 21 power play goals.
- Andrew Cassels leads the Whalers in assists with 65 in his first full season in Hartford.
- Brian Burke joins the Whalers as general manager.
- Nick Kypreos ties a club record with 42 penalty minutes on December 11 at Buffalo en route to winning the Favorite Whaler and Heavy Hitter awards.
- Captain Pat Verbeek registers his first two hat tricks as a Whaler against Edmonton 2/20 and the New York Islanders 2/28.

CLOSING GAME ROSTER *vs. Philadelphia Flyers (away 4/15/92)*

3	Zarley Zalapski	D	11	John Cullen	C	24	Bobby Holik	RW	35	Kay Whitmore	G
5	Steve Konroyd	D	12	Murray Craven	LW	25	Mark Bergevin	D	36	Daniel Shank	RW
6	Adam Burt	D	16	Pat Verbeek	LW	26	Mark Hunter	RW	37	Patrick Poulin	LW
7	Randy Cunneynworth	LW	20	Yvon Corriveau	LW	29	Randy Ladouceur	D	40	Frank Pietrangelo	G
8	Geoff Sanderson	LW	21	Andrew Cassels	C	34	Mikael Anderson	C	46	Todd Richards	D

FINAL ADAMS DIVISION STANDINGS

	GP	W	L	T	GF	GA	PTS
MONTREAL	80	41	28	11	267	207	93
BOSTON	80	36	32	12	270	275	84
BUFFALO	80	31	37	12	289	299	74
HARTFORD*	80	26	41	13	247	283	65
QUEBEC	80	20	48	12	255	318	52

*Lost to Montreal in Adams Division Semi-Finals, 4-3.

FINAL STATISTICS *(W/whalers games only)*

PLAYER	SCORING										PIM	PP	SH	GW	GT
	GP	G	A	PTS											
JOHN CULLEN	77	26	51	77	141	10	0	4	0						
PAT VERBEEK	76	22	35	57	243	10	0	3	0						
ZARLEY ZALAPSKI	79	20	37	57	116	4	0	3	1						
MURRAY CRAVEN	61	24	30	54	38	8	4	1	1						
MIKAEL ANDERSSON	74	18	29	47	14	1	3	1	0						
BOBBY HOLIK	76	21	24	45	44	1	0	2	1						
ANDREW CASSELS	67	11	30	41	18	2	2	3	0						
GEOFF SANDERSON	64	13	18	31	18	2	0	1	0						
ROB BROWN	42	16	15	31	39	13	0	2	2						
BRAD SHAW	62	3	22	25	44	0	0	0	0						
ADAM BURT	66	9	15	24	93	4	0	1	0						
MARC BERGEVIN	75	7	17	24	64	4	1	1	0						
MARK HUNTER	63	10	13	23	159	5	0	0	0						
YVON CORRIVEAU	38	12	8	20	36	3	0	0	0						
RANDY CUNNEYNWORTH	39	7	10	17	71	0	0	1	0						
STEVE KONROYD	33	2	10	12	32	1	0	0	0						
JAMES BLACK	30	4	6	10	14	1	0	1	0						
RANDY LADOUCEUR	74	1	9	10	127	0	0	0	0						
DOUG HOUDA	56	3	6	9	125	1	0	1	0						
MICHEL PICARD	25	3	5	8	6	1	0	0	0						
JIM MCKENZIE	67	5	1	6	87	0	0	0	1						
KEVIN DINEEN	16	4	2	6	23	1	0	1	0						
MARK GREIG	17	0	5	5	6	0	0	0	0						
ED KASTELIC	25	1	3	4	61	0	0	0	0						
JOHN STEVENS	21	0	4	4	19	0	0	0	0						
BARRY PEDERSON	5	2	2	4	0	1	0	0	0						
PAUL CYR	17	0	3	3	19	0	0	0	0						
JOE DAY	24	0	3	3	10	0	0	0	0						
DANIEL SHANK	13	2	0	2	18	0	0	0	0						
TERRY YAKE	15	1	1	2	4	0	0	0	0						
PAUL GILLIS	12	0	2	2	48	0	0	0	0						
PETER SIDORKIEWICZ	35	0	1	1	2	0	0	0	0						
KAY WHITMORE	45	0	1	1	16	0	0	0	0						
JERGUS BACA	1	0	0	0	0	0	0	0	0						
DAN KECZMER	1	0	0	0	0	0	0	0	0						
PATRICK POULIN	1	0	0	0	2	0	0	0	0						
MIKE TOMLAK	6	0	0	0	0	0	0	0	0						
TODD RICHARDS	6	0	0	0	2	0	0	0	0						
FRANK PIETRANGELO	5	0	0	0	0	0	0	0	0						
LEE NORWOOD	6	0	0	0	16	0	0	0	0						
CHRIS TANCILL	10	0	0	0	2	0	0	0	0						

GOALTENDING

PLAYER	GP	MINS	GA	GAA	SO	W-L-T
KAY WHITMORE	45	2567	155	3.62	3	14-21-6
PETER SIDORKIEWICZ	35	1995	111	3.34	2	9-19-6
FRANK PIETRANGELO	5	306	12	2.35	0	3-1-1

COMPLETE RESULTS *(*Overtime)*

DATE	W/L	SCORE	OPP.	DATE	W/L	SCORE	OPP.
10/5	L	2-4	QUE	1/15	L	3-4	BOS
10/8	T	2-2*	MTL	1/16	L	3-4*	at BOS
10/12	W	5-2	NYR	1/21	T	3-3*	WIN
10/14	W	4-3	at MTL	1/25	T	4-4*	BOS
10/16	W	3-2	at WIN	1/26	L	1-3	at MTL
10/19	W	4-1	BUF	1/28	L	3-4	MIN
10/23	W	3-0	SJ	1/31	L	1-4	at EDM
10/26	L	2-4	CHI	2/1	T	4-4*	at VAN
10/27	L	1-5	at BUF	2/4	L	5-6	at SJ
10/30	T	4-4*	LA	2/6	T	5-5*	at LA
11/1	L	5-8	at DET	2/9	T	4-4*	MIN
11/2	W	6-5	at PIT	2/11	W	5-1	BUF
11/6	L	2-3	CGY	2/13	L	1-3	EDM
11/9	W	4-3	at STL	2/15	L	1-4	at NJ
11/10	L	0-3	CHI	2/16	L	4-5	at BUF
11/12	W	5-4	QUE	2/19	T	2-2*	MTL
11/14	T	2-2*	MTL	2/22	W	4-0	QUE
11/16	L	4-5*	BOS	2/23	L	0-4	DET
11/17	W	3-1	at TOR	2/25	L	2-5	STL
11/22	L	2-8	at NJ	2/27	W	8-4	at PIT
11/23	L	2-3	WSH	2/29	W	5-4*	at MIN
11/25	L	2-5	at QUE	3/1	L	4-9	at NYR
11/27	W	7-3	at PHI	3/3	W	4-0	BOS
11/30	W	3-2	MTL	3/5	L	4-10	QUE
12/1	L	4-5	BOS	3/7	L	1-5	at VAN
12/4	L	0-3	TOR	3/9	L	0-2	at QUE
12/7	T	6-6*	BUF	3/11	W	4-0	LA
12/13	W	8-4	at BUF	3/13	W	1-0	at WIN
12/14	L	2-6	NYR	3/14	L	1-3	at EDM
12/17	L	2-4	NYI	3/16	W	4-3	at CGY
12/19	L	1-4	NJ	3/18	L	2-3	at VAN
12/21	L	2-3*	at MTL	3/21	L	4-5	SJ
12/23	W	4-3	BUF	3/22	T	2-2*	PIT
12/26	L	2-3	at BOS	3/24	W	8-2	at WSH
12/28	L	1-4	at QUE	3/26	L	2-7	at STL
12/29	W	6-4	NYI	3/28	L	1-3	CHI
1/2	W	4-1	QUE	3/29	T	2-2*	at BUF
1/4	T	2-2*	WSH	4/12	W	4-2	PHI
1/9	L	1-2	at NYI	4/13	L	3-6	at BOS
1/11	L	2-3	at MTL	4/15	W	4-3*	at PHI

MAJOR TRADES

09/17/91 – Andrew Cassels is acquired from MTL for a 1992 second-round draft pick (Valeri Bure).

11/13/91 – Murray Craven and a 1992 fourth-round draft pick (Kevin Smyth) acquired from PHI for Kevin Dineen.

01/24/92 – Steve Konroyd is acquired from CHI for Rob Brown.

03/10/92 – Frank Pietrangelo is acquired from PIT for 1994 third- and seventh-round picks (Sven Butenschon and Serge Habin).

07/08/92 – Tim Kerr is acquired from NYR for a 1993 seventh-round draft pick (Sergei Kondrashkin).

SEASON HIGHLIGHTS

- Rick Ley is replaced as coach of the club by Jim Roberts – June 7, 1991.
- Jim Roberts becomes the seventh head coach in the 12-year history of the Hartford Whalers – June 7, 1991.
- Jay Leach is named head coach of the Springfield Indians, replacing Roberts – August 7, 1991.
- John Cullen is chosen by his teammates as the team's MVP, and is selected to represent the Whalers in the NHL All-Star Game.

1990-91 IN REVIEW

CLOSING GAME ROSTER *vs. Boston Bruins (away 4/13/91)*

3	Zarley Zalapski	D	17	Todd Krygier	LW	27	Doug Houda	D	35	Kay Whitmore	G
4	Rob Brown	RW	18	Paul Cyr	LW	28	Mike Tomlak	C	38	Terry Yake	C
11	Kevin Dineen	RW	20	Yvon Corriveau	LW	29	Randy Ladouceur	D	46	Todd Richards	D
12	Dean Evason	C	21	Sylvain Cote	D	30	Peter Sidorkiewicz	G			
15	John Cullen	C	24	Bobby Holik	RW	32	Brad Shaw	D			
16	Pat Verbeek	RW	26	Mark Hunter	RW	33	Jim McKenzie	LW			

FINAL ADAMS DIVISION STANDINGS

	GP	W	L	T	GF	GA	PTS
BOSTON	80	44	24	12	299	264	100
MONTREAL	80	39	30	11	273	249	89
BUFFALO	80	31	30	19	292	278	81
HARTFORD*	80	31	38	11	238	276	73
QUEBEC	80	16	50	14	236	354	46

*Lost to Boston in Adams Division Semifinals 4-2.

COMPLETE RESULTS *(*Overtime)*

DATE	W/L	SCORE	OPP.	DATE	W/L	SCORE	OPP.
10/4	T	3-3*	QUE	1/2	W	5-2	at VAN
10/6	W	5-4	NYR	1/5	W	4-3	WIN
10/8	L	3-5	at MTL	1/8	L	3-4*	at LA
10/10	W	4-3	BUF	1/10	W	5-4	at VAN
10/12	L	2-4	at DET	1/12	T	2-2*	at TOR
10/13	W	5-2	MTL	1/13	L	3-4	at NYR
10/16	T	1-1*	at QUE	1/16	W	4-3	LA
10/17	W	3-1	at TOR	1/23	W	5-4	CGY
10/19	L	2-5	at LA	1/24	L	0-3	at BOS
10/24	L	0-3	at MIN	1/26	W	5-3	PHI
10/27	L	2-4	VAN	1/29	L	1-8	NYI
10/28	L	0-5	at BUF	1/31	L	3-4*	at STL
10/31	L	2-4	MTL	2/2	W	2-0	at PHI
11/3	L	1-4	STL	2/3	T	1-1*	at NYI
11/6	T	1-1*	CHI	2/6	W	5-1	EDM
11/9	L	4-5	at WIN	2/9	L	2-5	CGY
11/10	W	3-2	at MIN	2/10	W	3-1	CHI
11/14	W	3-1	BOS	2/13	W	6-2	DET
11/15	W	4-2	at NJ	2/15	L	3-5	at NYR
11/17	W	4-2	WSH	2/16	W	2-1	at MTL
11/21	T	4-4*	QUE	2/20	W	5-3	MTL
11/23	W	4-3	at BOS	2/23	L	4-5	BUF
11/24	L	3-4	BOS	2/24	T	5-5*	at BUF
11/28	L	3-4	QUE	2/26	L	4-5	at WIN
11/29	W	6-4	at PIT	2/28	L	3-6	at CHI
12/1	L	2-4	EDM	3/2	T	3-3*	at QUE
12/3	W	4-2	at MTL	3/3	T	4-4*	TOR
12/5	L	3-4	MTL	3/5	L	1-4	STL
12/7	W	4-3*	at BUF	3/9	L	2-5	PIT
12/8	W	3-1	PIT	3/10	L	1-2	QUE
12/12	L	1-5	BOS	3/12	W	3-2	at WSH
12/13	L	2-8	at BOS	3/14	W	4-2	DET
12/15	W	3-2	at WSH	3/16	W	6-2	NJ
12/18	L	3-4*	BUF	3/17	L	1-6	at BUF
12/20	L	2-4	at NYI	3/19	T	1-1*	BOS
12/22	W	1-0	PHI	3/23	L	3-7	at QUE
12/23	L	2-5	MIN	3/25	L	2-3*	at MTL
12/26	W	4-1	at QUE	3/27	L	3-4*	at NJ
12/29	L	2-8	at CGY	3/30	T	5-5*	BUF
12/30	L	3-4	at EDM	3/31	L	3-7	at BOS

MAJOR TRADES

12/02/90 – Rob Brown is acquired from PIT for Scott Young.

02/20/91 – Doug Houda is acquired from DET for Doug Crossman.

03/04/91 – John Cullen, Zarley Zalapski and Jeff Parker are acquired from PIT for Ron Francis, Ulf Samuelsson and Grant Jennings.

FINAL STATISTICS *(Whalers games only)*

	SCORING								
PLAYER	GP	G	A	PTS	PIM	PP	SH	GW	GT
PAT VERBEEK	80	43	39	82	246	15	0	5	1
RON FRANCIS	67	21	55	76	51	10	1	6	0
KEVIN DINEEN	61	17	30	47	104	4	0	2	0
BOBBY HOLIK	78	21	22	43	113	8	0	3	0
ROB BROWN	44	18	24	42	101	10	0	2	0
RAY FERRARO	61	19	16	35	52	5	0	1	1
BRAD SHAW	72	4	28	32	29	2	0	1	0
TODD KRYGIER	72	13	17	30	95	3	0	2	3
DEAN EVASON	75	6	23	29	170	1	0	0	0
PAUL CYR	70	12	13	25	107	0	1	2	0
DOUG CROSSMAN	41	4	19	23	19	2	0	0	0
CAREY WILSON	45	8	15	23	16	4	0	1	0
ULF SAMUELSSON	62	3	18	21	174	0	0	0	0
SYLVAIN COTE	73	7	12	19	17	1	0	0	0
JOHN CULLEN	13	8	8	16	18	4	0	1	0
MIKE TOMLAK	64	8	8	16	55	0	1	0	0
SCOTT YOUNG	34	6	9	15	8	3	1	2	0
RANDY CUNNEYWORTH	32	9	5	14	49	0	0	1	0
MIKAEL ANDERSSON	41	4	7	11	8	0	0	0	0
ADAM BURT	42	2	7	9	63	1	0	1	0
MARK HUNTER	11	4	3	7	40	1	0	0	0
JIM McKENZIE	41	4	3	7	108	0	0	0	0
DAVE BABYCH	8	0	6	6	4	0	0	0	0
ZARLEY ZALAPSKI	11	3	3	6	6	3	0	0	0
GRANT JENNINGS	44	1	4	5	82	0	0	0	0
TERRY YAKE	19	1	4	5	10	0	0	1	0
RANDY LADOUCEUR	67	1	3	4	118	0	0	0	0
CHRIS GOVEDARIS	14	1	3	4	4	0	0	1	0
ED KASTELIC	45	2	2	4	211	0	0	0	0
TODD RICHARDS	2	0	4	4	2	0	0	0	0
PETER SIDORKIEWICZ	52	0	4	4	6	0	0	0	0
DOUG HOUDA	19	1	2	3	41	0	0	0	1
YVON CORRIVEAU	23	1	1	2	18	0	0	0	0
CHRIS TANCILL	9	1	1	2	4	0	1	0	0
JERGUS BACA	9	0	2	2	14	0	0	0	0
GEOFF SANDERSON	2	1	0	1	0	0	0	0	0
JOHN STEVENS	14	0	1	1	11	0	0	0	0
MICHEL PICARD	5	1	0	1	2	0	0	0	0
KAY WHITMORE	18	0	1	1	4	0	0	0	0
BRIAN CHAPMAN	3	0	0	0	29	0	0	0	0
MARC BERGEVIN	4	0	0	0	4	0	0	0	0
MARK GREIG	4	0	0	0	0	0	0	0	0
JAMES BLACK	1	0	0	0	0	0	0	0	0
JEFF PARKER	4	0	0	0	2	0	0	0	0
ROSS McKay	1	0	0	0	0	0	0	0	0
DARYL REAUGH	20	0	0	0	4	0	0	0	0

GOALTENDING

PLAYER	GP	MINS	GA	GAA	SO	W-L-T
PETER SIDORKIEWICZ	52	2953	164	3.33	1	21-22-7
DARYL REAUGH	20	1010	53	3.15	1	7-7-1
KAY WHITMORE	18	850	52	3.67	0	3-9-3
ROSS MCKAY	1	35	3	5.14	0	0-0-0

SEASON HIGHLIGHTS

- Pat Verbeek is chosen by his teammates as team MVP, and he is the Whalers' representative in the NHL All-Star Game.
- John Cullen finishes fifth in the NHL scoring race with 110 points, the highest point total ever recorded by a Whaler in the team's WHA and NHL history.
- Kevin Dineen is selected as the NHL Budweiser Man-of-the-Year.

CLOSING GAME ROSTER vs. *Boston Bruins (home 4/17/90)*

5	Ulf Samuelsson	D	12	Dean Evason	C	21	Sylvain Cote	D	29	Randy Ladouceur	D
7	Randy Cunneynworth	LW	14	Chris Govedaris	RW	25	Grant Jennings	D	30	Peter Sidorkiewicz	G
8	Jody Hull	RW	15	Dave Tippett	LW	26	Ray Ferraro	C	32	Brad Shaw	D
10	Ron Francis	C	16	Pat Verbeek	RW	27	Scott Young	RW	35	Kay Whitmore	G
11	Kevin Dineen	RW	17	Todd Krygier	LW	28	Mike Tomlak	C	44	Dave Babych	D

FINAL ADAMS DIVISION STANDINGS

	GP	W	L	T	GF	GA	PTS
BOSTON	80	46	25	9	289	232	101
BUFFALO	80	45	27	8	286	248	98
MONTREAL	80	41	28	11	288	234	93
HARTFORD*	80	38	33	9	275	268	85
QUEBEC	80	12	61	7	240	407	31

*Lost to Boston in Adams Division Semifinals 4-3.

COMPLETE RESULTS (*Overtime)

DATE	W/L	SCORE	OPP.	DATE	W/L	SCORE	OPP.
10/5	L	1-4	MTL	1/5	L	4-6	at CGY
10/7	L	4-6	MIN	1/6	T	4-4*	at EDM
10/8	W	9-6	at QUE	1/10	W	3-1	at VAN
10/11	W	4-1	WSH	1/13	W	6-3	at LA
10/13	L	1-4	at BUF	1/15	L	1-4	at BOS
10/14	L	2-3	NJ	1/17	T	5-5*	BOS
10/18	W	2-1	BUF	1/19	T	3-3*	CGY
10/19	L	3-7	at NYR	1/23	W	4-2	NYI
10/21	T	3-3*	DET	1/25	L	2-3	at STL
10/23	L	2-3	at MTL	1/27	W	6-4	CHI
10/25	W	2-0	QUE	1/30	T	4-4*	EDM
10/26	W	7-3	at NJ	2/1	L	1/2	at PHI
10/28	W	1-0	at BOS	2/3	W	5-1	at QUE
11/1	L	3-5	STL	2/4	L	0-2	at MTL
11/3	W	4-3	at DET	2/7	W	5-3	at MIN
11/4	W	6-3	LA	2/9	L	1-4	VAN
11/8	L	3-6	BUF	2/10	W	6-2	TOR
11/10	W	4-2	at WIN	2/14	T	6-6*	at TOR
11/12	L	2-4	at CHI	2/17	L	3-7	at MTL
11/14	W	3-0	at DET	2/18	W	6-4	at BUF
11/15	L	2-5	BOS	2/21	W	3-2	QUE
11/18	L	2-3	NYR	2/23	L	3-7	at BUF
11/22	L	2-4	QUE	2/24	L	1-3	WIN
11/25	W	5-2	PHI	2/28	W	3-1	MTL
11/26	L	2-4	at BUF	3/2	W	4-3	at WSH
11/28	L	2-4	BUF	3/3	W	6-4	NYR
11/30	W	5-3	at STL	3/6	W	4-2	at NYI
12/2	W	4-3	at MON	3/8	L	6-7	TOR
12/6	L	3-4	NYI	3/10	L	0-5	BUF
12/7	W	4-3	at BOS	3/11	L	3-4	BOS
12/9	W	7-3	NJ	3/13	W	1-0	at VAN
12/13	L	2-5	LA	3/17	L	4-5	at CGY
12/14	W	3-2	at PHI	3/18	W	3-1	at EDM
12/16	L	2-5	WSH	3/21	W	4-1	QUE
12/19	W	8-4	at PIT	3/24	W	7-4	MTL
12/20	W	4-3	BOS	3/25	W	4-2	PIT
12/23	W	4-3	MIN	3/27	T	3-3*	at PIT
12/26	T	3-3*	at QUE	3/29	L	2-3	at BOS
12/30	L	3-7	at CHI	3/31	W	3-2	at QUE
1/3	L	2-4	WIN	4/1	T	1-1*	MTL

MAJOR TRADES**06/17/89** – Obtained Pat Verbeek from NJ for Sylvain Turgeon.**12/13/89** – Obtained Randy Cunneynworth from WPG for Paul MacDermid.**03/05/90** – Obtained Yvon Corriveau from WSH for Mike Liut.**FINAL STATISTICS** (Whalers games only)

	SCORING								
PLAYER	GP	G	A	PTS	PIM	PP	SH	GW	GT
RON FRANCIS	80	32	69	101	73	15	1	5	1
PAT VERBEEK	80	44	45	89	228	14	0	5	1
KEVIN DINEEN	67	25	41	66	164	8	2	2	2
SCOTT YOUNG	80	24	40	64	47	10	2	5	0
RAY FERRARO	79	25	29	54	109	7	0	4	1
DEAN EVASON	78	18	25	43	138	2	2	2	0
DAVE BABYCH	72	6	37	43	62	4	0	1	0
MIKAEL ANDERSSON	50	13	24	37	6	1	2	2	0
BRAD SHAW	64	3	32	35	30	3	0	0	0
TODD KRYGIER	58	18	12	30	52	5	1	3	1
RANDY CUNNEYWORTH	43	9	9	18	41	2	0	1	0
DAVE TIPPETT	66	8	19	27	32	0	1	3	0
MIKE TOMLAK	70	7	14	21	48	1	1	2	0
YVON CORRIVEAU	13	4	1	5	20	0	0	0	0
JODY HULL	38	7	10	17	21	2	0	0	0
RANDY LADOUCEUR	71	3	12	15	126	0	0	0	0
ULF SAMUELSSON	55	2	11	13	177	0	0	0	0
ADAM BURT	63	4	8	12	105	1	0	0	1
GRANT JENNINGS	64	3	6	9	171	0	0	0	0
ED KASTELIC	67	6	2	8	198	0	0	0	0
SYLVAIN COTE	28	4	2	6	14	1	0	1	1
JOEL QUENNEVILLE	44	1	4	5	34	0	0	0	0
BRIAN LAWTON	13	2	1	3	6	1	0	0	0
TOM MARTIN	21	1	2	3	37	0	0	0	0
TERRY YAKE	2	0	1	1	0	0	0	0	0
JIM CULHANE	6	0	1	1	6	0	0	0	0
KAY WHITMORE	9	0	1	1	4	0	0	0	0
CHRIS GOVEDARIS	12	0	1	1	6	0	0	0	0
PETER SIDORKIEWICZ	46	0	1	1	4	0	0	0	0
MIKE LIUT	29	0	0	0	0	0	0	0	0
JAMES BLACK	1	0	0	0	0	0	0	0	0
BOB BODAK	1	0	0	0	7	0	0	0	0
ALLEN TUER	2	0	0	0	6	0	0	0	0
JIM MCKENZIE	5	0	0	0	4	0	0	0	0
STEVE DYKSTRA	9	0	0	0	2	0	0	0	0
MARC LAFORGE	9	0	0	0	43	0	0	0	0

GOALTENDING

PLAYER	GP	MINS	GA	GAA	SO	W-L-T
MIKE LIUT	29	1683	74	2.64	3	15-12-1
KAY WHITMORE	9	442	26	3.53	0	4-2-1
PETER SIDORKIEWICZ	46	2703	161	3.57	1	19-19-7

SEASON HIGHLIGHTS

- Ron Francis selected to play in his fourth NHL All-Star Game.
 - Pat Verbeek is only NHL player to lead team in goals (44) and penalty minutes (228).
 - Whalers produce second best record to date in their NHL history with 38-33-9 mark.
 - Whalers sign 1989 first-round draft choice Bobby Holik to multi-year contract.
- Holik was visiting the U.S. after agreement was reached to allow him to play for Hartford in 1990-91 season.
- Whalers select Mikael Andersson in NHL Waiver Draft. Andersson goes on to tally career-high 37 points in 50 games.

1988-89 IN REVIEW

CLOSING GAME ROSTER *vs. Montreal Canadiens (home 4/9/89)*

3	Joel Quenneville	D	12	Dean Evason	C	21	Sylvain Cote	D	30	Peter Sidorkiewicz	G
5	Ulf Samuelsson	D	14	Don Maloney	LW	23	Paul MacDermid	RW	32	Brad Shaw	D
7	Brian Lawton	C	15	Dave Tippett	LW	25	Grant Jennings	D	33	Norm Maciver	D
10	Ron Francis	C	16	Sylvain Turgeon	LW	26	Ray Ferraro	C	35	Kay Whitmore	G
11	Kevin Dineen	RW	20	John Anderson	LW	27	Scott Young	RW	44	Dave Babych	D

FINAL ADAMS DIVISION STANDINGS

	GP	W	L	T	GF	GA	PTS
MONTREAL	80	53	18	9	315	218	115
BOSTON	80	37	29	14	289	256	88
BUFFALO	80	38	35	7	291	299	83
HARTFORD*	80	37	38	5	299	290	79
QUEBEC	80	27	46	7	262	342	61

*Lost to Montreal in Adams Division Semifinals 4-0.

COMPLETE RESULTS *(*Overtime)*

DATE	W/L	SCORE	OPP.	DATE	W/L	SCORE	OPP.
10/6	L	2-5	QUE	1/10	W	2-1	at WIN
10/8	L	2-6	BOS	1/14	L	6-9	at LA
10/9	L	1-3	at BOS	1/16	L	3-5	at TOR
10/12	W	4-3	at NYR	1/18	L	1-3	at MTL
10/15	W	7-5	CHI	1/19	W	6-4	MTL
10/19	L	4-5	at MTL	1/21	W	5-4	LA
10/22	W	8-6	PHI	1/23	W	5-0	at QUE
10/26	W	7-1	at BUF	1/25	T	3-3*	STL
10/28	L	3-5	at NJ	1/27	W	8-6	at NJ
10/29	W	3-0	NJ	1/28	L	2-3*	QUE
11/1	L	3-5	MTL	1/31	L	3-5	BUF
11/3	W	5-3	at BOS	2/3	L	0-1	at WSH
11/3	L	3-6	MTL	2/4	L	3-5	at NYI
11/5	L	2-3	VAN	2/9	W	5-2	BUF
11/7	L	3-6	at CGY	2/11	W	7-3	WIN
11/9	T	1-1*	at VAN	2/15	W	4-2	at TOR
11/10	L	2-7	at LA	2/18	W	4-3	at MIN
11/12	W	3-1	at MIN	2/19	L	6-7*	at WIN
11/16	L	3-4	DET	2/21	L	4-7	at EDM
11/18	L	2-3	at WSH	2/23	W	4-2	QUE
11/19	L	2-5	CGY	2/25	L	1-9	BOS
11/23	W	4-3	QUE	2/26	W	8-6	PIT
11/26	W	4-2	at QUE	2/28	W	3-1	at NYI
12/2	W	6-1	at BUF	3/2	W	2-1	VAN
12/3	L	2-4	MIN	3/4	L	1-6	MTL
12/6	W	9-0	BUF	3/5	W	3-0	TOR
12/8	W	5-4	NYR	3/8	W	7-3	EDM
12/10	W	4-1	CGY	3/11	L	3-5	at MTL
12/14	L	3-4	at CHI	3/12	T	3-3*	PHI
12/15	T	3-3*	at STL	3/14	W	8-2	NYI
12/17	L	2-4	EDM	3/16	L	1-6	BUF
12/19	L	1-2	at MTL	3/18	L	2-8	WSH
12/21	L	3-4	BOS	3/19	W	3-2	at BOS
12/23	L	4-5	at PHI	3/22	W	4-2	BOS
12/26	L	3-4*	PIT	3/23	L	3-6	at QUE
12/28	T	4-4*	at QUE	3/25	W	4-0	STL
12/30	W	4-3	DET	3/28	L	2-4	at BUF
12/31	W	3-2	at DET	3/30	W	9-5	at PIT
1/2	L	4-5	at NYR	4/1	W	6-1	CHI
1/4	W	5-4*	at BUF	4/2	L	2-3	at BOS

MAJOR TRADES

07/09/88 – Obtained Ed Kastelic and Grant Jennings from WSH for Mike Millar and Neil Sheehy.

12/26/88 – Obtained Don Maloney, Brian Lawton and Norm Maciver from NYR for Carey Wilson and a fifth-round 1990 draft choice (Lubos Rob).

FINAL STATISTICS *(Whalers games only)*

	SCORING								
PLAYER	GP	G	A	PTS	PIM	PP	SH	GW	GT
KEVIN DINEEN	79	45	44	89	167	20	1	4	0
RON FRANCIS	69	29	48	77	36	8	0	4	0
RAY FERRARO	80	41	35	76	86	11	0	7	0
SCOTT YOUNG	76	19	40	59	27	6	0	2	0
DAVE BABYCH	70	6	41	47	54	4	0	2	0
PAUL MacDERMID	74	17	27	44	141	5	0	3	2
DAVE TIPPETT	80	17	24	41	45	1	2	1	0
JOHN ANDERSON	62	16	24	40	28	1	0	0	0
ULF SAMUELSSON	71	9	26	35	181	3	0	2	0
JODY HULL	60	16	18	34	10	6	0	2	0
SYLVAIN TURGEON	42	16	14	30	40	7	0	1	0
DEAN EVASON	67	11	17	28	60	0	0	0	0
BRIAN LAWTON	35	10	16	26	28	7	0	2	0
NORM MACIVER	37	1	22	23	24	1	0	0	0
SYLVAIN COTE	78	8	9	17	49	1	0	0	0
BRENT PETERSON	66	4	13	17	61	0	0	2	0
DON MALONEY	21	3	11	14	23	1	0	1	0
TOM MARTIN	38	7	6	13	113	0	0	1	0
GRANT JENNINGS	55	3	10	13	159	0	0	0	0
JOEL QUENNEVILLE	69	4	7	11	32	0	0	0	0
RANDY LADOUCEUR	75	2	5	7	95	0	0	0	0
PETER SIDORKIEWICZ	44	0	3	3	0	0	0	0	0
DALLAS GAUME	4	1	1	2	0	0	0	0	0
KAY WHITMORE	3	0	2	2	0	0	0	0	0
MARK REEDS	7	0	2	2	6	0	0	0	0
ED KASTELIC	10	0	2	2	15	0	0	0	0
BRAD SHAW	3	1	0	1	0	1	0	0	0
JIM PAVESE	5	0	0	0	5	0	0	0	0
JIM THOMSON	5	0	0	0	14	0	0	0	0
TERRY YAKE	2	0	0	0	0	0	0	0	0
ALLAN TUER	4	0	0	0	23	0	0	0	0
ADAM BURT	5	0	0	0	6	0	0	0	0
MIKE LIUT	35	0	0	0	0	0	0	0	0

GOALTENDING

PLAYER	GP	MINS	GA	GAA	SO	W-L-T
PETER SIDORKIEWICZ	44	2634	133	3.03	4	22-18-4
KAY WHITMORE	3	180	10	3.33	0	2-1-0
MIKE LIUT	35	2004	142	4.25	1	13-19-1

SEASON HIGHLIGHTS

- Kevin Dineen plays in the NHL All-Star Game for the third consecutive season – February 7, 1989.
- Dineen paces all Adams Division players with 45 goals and 89 points.
- Peter Sidorkiewicz named to NHL All-Rookie team.
- Dave Tippett extends consecutive games played streak to 417.
- At the conclusion of the season, Ed Johnston is named vice president and general manager, replacing Emile Francis, who stays as team president – May 11, 1989.
- Larry Pleau is fired as head coach, May 16, and replaced by Rick Ley, June 7.

CLOSING GAME ROSTER vs. Montreal Canadiens (away 4/14/88)

0	Neil Sheehy	D	11	Kevin Dineen	RW	20	John Anderson	LW	29	Randy Ladouceur	D
1	Mike Liut	G	12	Dean Evason	C	21	Sylvain Cote	D	31	Richard Brodeur	G
3	Joel Quenneville	D	15	Dave Tippett	LW	23	Paul MacDermid	RW	32	Torrie Robertson	LW
7	Stewart Gavin	RW	16	Sylvain Turgeon	LW	25	Mike McEwen	D	33	Carey Wilson	C
10	Ron Francis	C	17	Brent Peterson	C	27	Scott Young	RW	44	Dave Babych	D

FINAL ADAMS DIVISION STANDINGS

	GP	W	L	T	GF	GA	PTS
MONTREAL	80	45	22	13	298	238	103
BOSTON	80	44	30	6	300	251	94
BUFFALO	80	37	32	11	283	305	85
HARTFORD*	80	35	38	7	249	267	77
QUEBEC	80	32	43	5	271	306	69

*Lost to Montreal in Adams Division Semifinals 4-2.

COMPLETE RESULTS (*Overtime)

DATE	W/L	SCORE	OPP.	DATE	W/L	SCORE	OPP.
10/8	L	1-5	QUE	1/11	W	4-3	BOS
10/10	L	2-6	NYR	1/13	L	1-2	CHI
10/11	L	2-5	at BOS	1/14	L	2-3	at STL
10/14	L	1-3	at NJ	1/16	W	4-3	at LA
10/16	L	2-6	at WSH	1/19	W	6-3	at MIN
10/17	W	4-3*	NJ	1/21	W	4-3	NYI
10/21	W	5-3	at BUF	1/23	W	5-0	MIN
10/24	W	5-3	CHI	1/24	W	2-1*	DET
10/28	T	2-2*	BUF	1/27	L	1-5	at CGY
10/31	W	7-4	PHI	1/29	W	4-2	at VAN
11/1	W	5-1	at QUE	1/30	L	2-5	at EDM
11/4	T	2-2*	BOS	2/1	L	4-5	at MTL
11/6	L	1-3	at DET	2/3	L	2-5	MTL
11/7	L	3-5	QUE	2/6	L	4-5	at PIT
11/11	T	0-0*	MTL	2/7	W	4-2	TOR
11/14	L	1-4	at BOS	2/13	W	4-1	at MTL
11/16	T	3-3*	at MTL	2/15	L	4-5*	at PHI
11/18	W	9-1	BUF	2/17	W	4-3	WIN
11/21	L	3-4	WSH	2/20	L	0-3	at NYI
11/25	L	5-6	MTL	2/21	L	2-7	NYI
11/27	W	4-2	at BUF	2/23	W	3-2	BOS
11/28	W	4-2	at TOR	2/25	L	2-5	at BOS
12/2	L	3-5	BOS	2/27	L	3-4	BUF
12/3	L	2-5	at PHI	3/1	L	3-6	at WIN
12/5	W	2-1	BUF	3/2	W	2-1	at CHI
12/8	W	5-4	at QUE	3/5	W	3-1	NYR
12/9	W	5-4	WSH	3/8	L	4-6	at QUE
12/12	W	3-2	LA	3/9	W	5-4	LA
12/15	T	2-2*	VAN	3/12	L	0-5	at MTL
12/17	L	0-2	STL	3/13	L	1-4	QUE
12/19	W	4-3	at EDM	3/15	L	6-8	CGY
12/20	T	3-3*	at VAN	3/19	W	5-3	at STL
12/22	L	5-6*	at CGY	3/20	L	1-2	at NYR
12/26	L	2-4	QUE	3/22	W	4-3	WIN
12/27	L	3-5	at QUE	3/24	W	3-2	at DET
12/30	W	3-1	TOR	3/26	W	8-1	MIN
1/2	T	1-1*	NJ	3/27	W	4-2	MTL
1/6	L	1-5	EDM	3/31	L	2-3	at BUF
1/8	L	1-3	at BUF	4/2	W	4-2	BOS
1/9	W	5-4*	PIT	4/3	L	2-4	at PIT

MAJOR TRADES

01/03/88 – Obtained Carey Wilson, Neil Sheehy and the rights to Lane MacDonald from CGY for Dana Murzyn and Shane Churla.

01/22/88 – Obtained Lindsay Carson from PHI for Paul Lawless.

03/08/88 – Obtained Richard Brodeur from VAN for Steve Weeks.

FINAL STATISTICS (W/whalers games only)

PLAYER	SCORING							PIM	PP	SH	GW	GT
	GP	G	A	PTS	PIM	PP	SH					
RON FRANCIS	80	25	50	75	87	11	1	3	0			
KEVIN DINEEN	74	25	25	50	217	5	0	4	1			
RAY FERRARO	68	21	29	50	81	6	0	2	0			
DAVE BABYCH	71	14	36	50	54	10	0	2	1			
SYLVAIN TURGEON	71	23	26	49	71	13	0	3	0			
JOHN ANDERSON	63	17	32	49	20	9	0	3	0			
ULF SAMUELSSON	76	8	33	41	159	3	0	0	0			
CAREY WILSON	36	18	20	38	22	7	1	5	0			
DAVE TIPPETT	80	16	21	37	32	1	2	2	0			
PAUL MacDERMID	80	20	15	35	139	4	0	2	0			
DEAN EVASON	77	10	18	28	115	5	0	0	0			
SYLVAIN COTE	67	7	21	28	30	0	1	1	0			
STEWART GAVIN	56	11	10	21	59	2	3	1	1			
MIKE MILLAR	28	7	7	14	6	4	0	2	0			
TORRIE ROBERTSON	63	2	8	10	293	0	0	1	0			
LINDSAY CARSON	27	5	4	9	30	1	1	1	0			
PAUL LAWLESS	28	4	5	9	16	0	0	1	0			
SCOT KLEINENDORST	44	3	6	9	86	0	0	0	0			
BRENT PETERSON	52	2	7	9	40	0	0	0	1			
JOEL QUENNEVILLE	77	1	8	9	44	0	0	0	0			
RANDY LADOUCEUR	68	1	7	8	91	0	0	1	0			
DANA MURZYN	33	1	6	7	45	1	0	0	0			
MARK REEDS	38	0	7	7	31	0	0	0	0			
DAVE WILLIAMS	26	6	0	6	87	1	0	1	0			
NEIL SHEEHY	26	1	4	5	116	0	0	0	0			
TIM MARTIN	5	1	2	3	14	0	0	0	0			
MIKE McEWEN	9	0	3	3	10	0	0	0	0			
MIKE LIUT	60	0	1	1	4	0	0	0	0			
CHARLES BOURGEOIS	1	0	0	0	0	0	0	0	0			
GORD SHERVEN	1	0	0	0	0	0	0	0	0			
BRAD SHAW	1	0	0	0	0	0	0	0	0			
PETER SIDORKIEWICZ	1	0	0	0	0	0	0	0	0			
DOUG JARVIS	2	0	0	0	2	0	0	0	0			
SHANE CHURLA	2	0	0	0	14	0	0	0	0			
MIKE VELLUCCI	2	0	0	0	11	0	0	0	0			
SCOTT YOUNG	7	0	0	0	2	0	0	0	0			
RICHARD BRODEUR	6	0	0	0	2	0	0	0	0			
STEVE WEEKS	18	0	0	0	2	0	0	0	0			

GOALTENDING

PLAYER	GP	MINS	GA	GAA	SO	W-L-T
MIKE LIUT	60	3326	187	3.18	2	25-28-5
RICHARD BRODEUR	6	340	15	2.65	0	4-2-0
STEVE WEEKS	18	918	55	3.59	0	6-7-2
PETER SIDORKIEWICZ	1	60	6	6.00	0	0-1-0

SEASON HIGHLIGHTS

- The Whalers start the year 0-5, then go 5-0-2 and follow that with an 0-3-3 stretch.
- Whalers record first win at Edmonton – December 19, 1987, 4-3.
- Head coach Jack Evans is fired and replaced by Larry Pleau – February 7, 1988.
- Kevin Dineen is first Whaler to start an NHL All-Star Game – February 9, 1988.
- Whalers set Hartford home attendance record with average of 14,574 per game.
- Ulf Samuelsson voted team MVP by players.

1986-87 IN REVIEW

CLOSING GAME ROSTER *vs. Quebec Nordiques (away 4/16/87)*

1	Mike Liut	G	11	Kevin Dineen	RW	18	Mike Crombeen	RW	31	Steve Weeks	G
3	Joel Quenneville	D	12	Dean Evason	C	20	Mike Zuke	C	32	Torrie Robertson	LW
5	Ulf Samuelsson	D	15	Dave Tippett	LW	21	Sylvain Cote	D	34	Jack Brownschidle	D
8	Risto Siltanen	D	16	Sylvain Turgeon	LW	26	Ray Ferraro	C	35	Scot Klienendorst	D
10	Ron Francis	C	17	Ray Neufeld	RW	29	Paul Fenton	LW	36	Paul MacDermid	RW

FINAL ADAMS DIVISION STANDINGS

	GP	W	L	T	GF	GA	PTS
HARTFORD*	80	43	30	7	287	270	93
MONTREAL	80	41	29	10	277	241	92
BOSTON	80	39	34	7	301	276	85
QUEBEC	80	31	39	10	267	276	72
BUFFALO	80	28	44	8	280	308	64

*Lost to Quebec in Adams Division Semifinals 4-2.

COMPLETE RESULTS *(*Overtime)*

DATE	W/L	SCORE	OPP.	DATE	W/L	SCORE	OPP.
10/11	W	6-5	CGY	1/10	L	3-4	at MIN
10/12	L	2-7	at BOS	1/12	L	5-7	at NJ
10/16	T	4-4*	WIN	1/14	W	3-1	BOS
10/18	L	3-6	PHI	1/15	L	4-6	at BOS
10/24	W	5-4	at BUF	1/17	L	1-6	WSH
10/25	W	3-2	BUF	1/19	W	5-4	at MTL
10/28	W	5-2	PIT	1/21	W	3-1	MTL
10/30	L	2-6	at TOR	1/23	W	3-2	QUE
11/1	T	2-2*	QUE	1/24	W	3-0	at TOR
11/2	T	3-3*	at QUE	1/27	L	2-4	at QUE
11/5	W	3-2	NYI	1/29	W	6-3	at BOS
11/8	L	3-4	at LA	1/31	L	2-4	at NYI
11/12	W	4-3	at VAN	2/3	W	8-6	at PIT
11/13	L	3-4	at CGY	2/4	L	1-3	BUF
11/15	W	6-2	EDM	2/6	W	5-2	at WSH
11/19	L	1-4	MTL	2/7	W	3-1	MTL
11/21	W	4-0	STL	2/14	L	2-5	at LA
11/22	W	6-3	at NYI	2/17	W	5-4	at CHI
11/26	W	3-0	BUF	2/18	W	6-3	at NJ
11/29	W	7-5	at MTL	2/21	L	3-6	CHI
12/1	L	1-4	at QUE	2/22	L	3-5	at BUF
12/3	W	2-1	QUE	2/25	W	6-4	BOS
12/4	W	2-1	at PHI	2/28	W	2-1	QUE
12/6	L	1-4	DET	3/1	T	5-5*	NJ
12/10	W	6-2	STL	3/3	W	5-3	DET
12/13	T	2-2*	VAN	3/5	W	10-2	BOS
12/14	L	3-4	at BUF	3/7	W	5-3	PHI
12/17	W	4-3	BUF	3/10	L	4-6	at QUE
12/18	W	6-5	at BOS	3/11	L	1-6	CGY
12/20	T	2-2*	at DET	3/13	W	3-0	at WIN
12/21	W	4-3*	at NYR	3/15	L	1-4	at EDM
12/23	W	2-0	BOS	3/18	W	5-3	at NYR
12/26	T	1-1*	MTL	3/21	W	5-1	MIN
12/27	L	2-6	at MTL	3/22	W	6-3	LA
12/30	W	3-1	at WSH	3/25	L	3-5	EDM
12/31	L	2-5	at MIN	3/28	W	5-4	PIT
1/3	L	2-3	CHI	3/29	W	7-4	VAN
1/4	W	8-3	TOR	4/1	L	2-3	at MTL
1/7	L	3-6	at STL	4/4	W	5-3	NYR
1/9	L	0-3	at WIN	4/5	L	0-6	at BUF

MAJOR TRADES

12/11/86 – Obtained Dave Semenko from EDM for a third-round 1988 draft pick (Trevor Sim).

01/14/87 – Obtained Randy Ladouceur from DET for Dave Barr.

FINAL STATISTICS *(Whalers games only)*

PLAYER	SCORING							PIM	PP	SH	GW	GT
	GP	G	A	PTS	PIM	PP	SH					
RON FRANCIS	75	30	63	93	45	7	0	7	0			
KEVIN DINEEN	78	40	39	79	110	11	0	7	0			
JOHN ANDERSON	76	31	44	75	19	7	0	5	0			
RAY FERRARO	80	27	32	59	42	14	0	2	0			
DEAN EVASON	80	22	37	59	67	7	2	2	1			
PAUL LAWLESS	60	22	32	54	14	4	0	2	1			
STEWART GAVIN	79	20	22	42	28	3	2	4	1			
DAVE BABYCH	66	8	33	41	44	7	0	1	0			
SYLVAIN TURGEON	41	23	13	36	45	6	0	4	0			
ULF SAMUELSSON	78	2	31	33	162	0	0	0	0			
DAVE TIPPETT	80	9	22	31	42	0	3	2	0			
DANA MURZYN	74	9	19	28	95	1	0	0	0			
DOUG JARVIS	80	9	13	22	20	0	2	2	0			
PAUL MacDERMID	72	7	11	18	202	0	0	1	0			
MIKE McEWEN	48	8	8	16	32	5	0	2	0			
DAVE SEMENKO	52	4	8	12	87	0	0	0	0			
SCOT KLEINENDORST	66	3	9	12	130	0	0	0	0			
JOEL QUENNEVILLE	37	3	7	10	24	0	1	1	0			
SYLVAIN COTE	67	2	8	10	20	0	0	0	0			
DAVE BARR	30	2	4	6	19	0	1	0	0			
RANDY LADOUCEUR	36	2	3	5	51	0	0	0	0			
MIKE MILLAR	10	2	2	4	0	1	0	0	0			
MIKE LIUT	59	0	2	2	4	0	0	0	0			
TIM BOTHWELL	4	1	0	1	0	0	0	0	0			
TORRIE ROBERTSON	20	1	0	1	98	0	0	1	0			
BILL GARDNER	8	0	1	1	0	0	0	0	0			
SHANE CHURLA	20	0	1	1	78	0	0	0	0			
GREG BRITZ	1	0	0	0	0	0	0	0	0			
PAT HUGHES	2	0	0	0	2	0	0	0	0			
BRAD SHAW	2	0	0	0	0	0	0	0	0			
WAYNE BABYCH	4	0	0	0	4	0	0	0	0			
YVES COURTEAU	4	0	0	0	0	0	0	0	0			
GORD SHERVEN	7	0	0	0	0	0	0	0	0			
STEVE WEEKS	25	0	0	0	0	0	0	0	0			

GOALTENDING

PLAYER	GP	MINS	GA	GAA	SO	W-L-T
MIKE LIUT	59	3471	187	3.23	4	31-22-5
STEVE WEEKS	25	1368	78	3.42	1	12-8-2

SEASON HIGHLIGHTS

- Doug Jarvis plays in an NHL record 915th consecutive game – December 26, 1986.
- Kevin Dineen and Ulf Samuelsson are selected to play in Rendez-Vous '87 (February)
- All-Star series vs. Soviets – January 1987.
- Paul Lawless scores team record six points vs. Toronto – January 4, 1987.
- Ron Francis ties team record with six points (all assists) in a game vs. Boston – March 5, 1987.
- Whalers win Adams Division with 93 points, which is fourth best in the NHL.

CLOSING GAME ROSTER vs. *Montreal Canadiens (away 4/29/86)*

1	Mike Liut	G	10	Ron Francis	C	17	Wayne Babych	RW	27	Doug Jarvis	C
3	Joel Quenneville	D	11	Kevin Dineen	RW	18	Scot Kleinendorst	D	28	Paul Lawless	LW
4	Dana Murzyn	D	12	Dean Evason	C	20	John Anderson	LW	31	Steve Weeks	G
5	Ulf Samuelsson	D	15	Dave Tippett	LW	23	Paul MacDermid	RW	32	Torrie Robertson	LW
7	Stewart Gavin	RW	16	Sylvain Turgeon	LW	24	Tim Bothwell	D	44	Dave Babych	D

FINAL ADAMS DIVISION STANDINGS

	GP	W	L	T	GF	GA	PTS
QUEBEC	80	43	31	6	330	289	92
MONTREAL	80	40	33	7	330	280	87
BOSTON	80	37	31	12	311	288	86
HARTFORD*	80	40	36	4	332	302	84
BUFFALO	80	37	37	6	296	291	80

*Defeated Quebec in Adams Division Semifinals 3-0; lost to Montreal in Adams Division Finals 4-3.

COMPLETE RESULTS (*Overtime)

DATE	W/L	SCORE	OPP.	DATE	W/L	SCORE	OPP.
10/10	W	5-4	at BUF	1/12	L	2-4	at CHI
10/12	W	8-2	NYR	1/15	L	1-4	EDM
10/15	L	1-4	at QUE	1/17	W	11-6	QUE
10/17	W	4-3*	at NJ	1/18	W	5-2	at QUE
10/19	W	11-6	MTL	1/20	W	5-0	at NYR
10/23	L	2-9	at CHI	1/23	W	4-1	TOR
10/24	L	0-3	at PHI	1/25	W	7-2	WIN
10/26	L	3-5	at MTL	1/27	L	3-6	at BOS
10/29	W	4-3	at PIT	1/29	L	4-5	BOS
10/30	W	6-4	QUE	2/1	L	1-3	NYR
11/1	L	0-2	BUF	2/2	L	4-5	WSH
11/2	L	1-8	LA	2/6	L	3-4*	at DET
11/5	L	3-8	MTL	2/8	L	2-4	BUF
11/7	L	1-2	at BOS	2/9	L	3-6	NJ
11/9	W	4-3	at QUE	2/11	T	4-4*	at STL
11/13	W	5-2	MIN	2/14	L	4-5	at WIN
11/16	L	2-5	PHI	2/15	L	1-4	at MIN
11/21	L	0-3	at PHI	2/18	W	5-4	VAN
11/23	W	8-1	WIN	2/19	W	6-4	at BUF
11/27	W	9-0	at LA	2/22	L	3-6	at MTL
11/29	W	5-4	at VAN	2/23	L	2-8	STL
11/30	L	5-8	at EDM	2/26	L	2-5	MIN
12/4	L	5-8	at CGY	3/1	L	1-5	at PIT
12/7	W	7-2	BOS	3/2	W	4-1	BOS
12/11	L	1-3	MTL	3/5	W	5-1	BUF
12/13	W	6-4	at BUF	3/7	W	6-2	at BUF
12/14	W	5-4	PIT	3/8	L	3-6	QUE
12/16	T	4-4*	at MTL	3/10	W	5-2	at MTL
12/18	W	4-3	CGY	3/13	L	2-3	NYI
12/19	L	1-2	at BOS	3/15	W	11-4	CHI
12/21	W	7-6	NJ	3/18	W	6-4	at DET
12/23	L	3-6	NYI	3/19	W	5-2	at STL
12/26	W	4-3	at NYI	3/22	W	6-3	LA
12/28	W	6-3	at TOR	3/23	T	5-5*	BOS
12/29	W	5-2	DET	3/26	W	3-0	MTL
12/31	L	1-5	at QUE	3/29	T	6-6*	WSH
1/2	L	2-3	QUE	4/1	W	5-3	BUF
1/4	L	3-4	at EDM	4/3	L	2-4	at WSH
1/7	W	9-1	at CGY	4/5	W	7-1	TOR
1/10	W	4-3	at VAN	4/6	W	4-3	at BOS

MAJOR TRADES

10/07/85 – Obtained Stewart Gavin from TOR for Chris Kotsopoulos.

11/21/85 – Obtained Dave Babych from WPG for Ray Neufeld.

03/08/86 – Obtained John Anderson from QUE for Risto Siltanen.

FINAL STATISTICS (Whalers games only)

	SCORING								
PLAYER	GP	G	A	PTS	PIM	PP	SH	GW	GT
SYLVAIN TURGEON	76	45	34	79	88	13	0	5	0
RAY FERRARO	76	30	47	77	57	14	0	0	0
RON FRANCIS	53	24	53	77	24	7	1	4	1
KEVIN DINEEN	57	33	35	68	124	6	0	8	0
STEWART GAVIN	76	26	29	55	51	3	3	4	1
DAVE BABYCH	62	10	43	53	38	7	1	2	0
DEAN EVASON	55	20	28	48	65	5	2	4	0
PAUL LAWLESS	64	17	21	38	20	5	0	1	0
TORRIE ROBERTSON	76	13	24	37	358	3	0	0	0
DAVE TIPPETT	80	14	20	34	18	0	2	1	0
BOB CRAWFORD	57	14	20	34	16	4	0	2	0
RISTO SILTANEN	52	8	22	30	30	6	0	1	0
WAYNE BABYCH	37	11	17	28	59	2	0	2	0
DANA MURZYN	78	3	23	26	125	0	0	1	1
JOHN ANDERSON	14	8	17	25	2	1	0	1	0
JOEL QUENNEVILLE	71	5	20	25	83	1	0	1	0
ULF SAMUELSSON	80	5	19	24	172	0	1	1	0
DOUG JARVIS	57	8	16	24	20	0	3	0	0
PAUL MacDERMID	74	13	10	23	160	0	0	2	0
RAY NEUFELD	16	5	10	15	40	3	0	0	0
GREG MALONE	22	6	7	13	24	1	0	0	0
JORGEN PETTERSSON	23	5	5	10	2	2	0	0	0
TIM BOTHWELL	62	2	8	10	53	0	0	0	0
SCOT KLEINENDORST	41	2	7	9	62	0	0	0	0
BILL GARDNER	18	1	8	9	4	0	0	0	0
MIKE McEWEN	10	3	2	5	6	0	0	0	0
MIKE HOFFMAN	6	1	2	3	2	0	0	0	0
BRAD SHAW	8	0	2	2	4	0	0	0	0
MIKE ZUKE	17	0	2	2	12	0	0	0	0
MIKE LIUT	57	0	2	2	0	0	0	0	0
STEVE WEEKS	27	0	1	1	9	0	0	0	0
PAUL FENTON	1	0	0	0	0	0	0	0	0
SYLVAIN COTE	2	0	0	0	0	0	0	0	0
JOHN NEWBERRY	3	0	0	0	0	0	0	0	0
MARK PATERSON	5	0	0	0	5	0	0	0	0
JACK BROWNSCHIDLE	9	0	0	0	4	0	0	0	0

GOALTENDING

PLAYER	GP	MINS	GA	GAA	SO	W-L-T
MIKE LIUT	57	3282	197	3.61	2	27-23-4
STEVE WEEKS	27	1544	99	3.85	1	13-13-0

SEASON HIGHLIGHTS

- Ron Francis breaks an ankle on January 18 and misses 27 games.
- Whalers host NHL All-Star Game – February 4, 1986.
- Whalers record first win ever at Montreal – March 10, 1986, 5-2.
- Whalers end the season with an 11-3-2 streak that gives them their first playoff berth since 1980.
- Whalers upset first place Quebec in opening playoff round sweep, before succumbing in seven games to Montreal, the eventual Stanley Cup winner.
- Emile Francis is named Hockey News and Sporting News NHL Executive of the Year – May 15, 1986.

1984-85 IN REVIEW

CLOSING GAME ROSTER *vs. Quebec Nordiques (away 4/7/85)*

1	Mike Liut	G	11	Kevin Dineen	RW	18	Mike Crombeen	RW	31	Steve Weeks	G
3	Joel Quenneville	D	12	Dean Evason	C	20	Mike Zuke	C	32	Torrie Robertson	LW
5	Ulf Samuelsson	D	15	Dave Tippett	LW	21	Sylvain Cote	D	34	Jack Brownschidle	D
8	Risto Siltanen	D	16	Sylvain Turgeon	LW	26	Ray Ferraro	C	35	Scot Klienendorst	D
10	Ron Francis	C	17	Ray Neufeld	RW	29	Paul Fenton	LW	36	Paul MacDermid	RW

FINAL ADAMS DIVISION STANDINGS

	GP	W	L	T	GF	GA	PTS
MONTREAL	80	41	27	12	309	262	94
QUEBEC	80	41	30	9	323	275	91
BUFFALO	80	38	28	14	290	237	90
BOSTON	80	36	34	10	303	287	82
HARTFORD*	80	30	41	9	268	318	69

*Did not make playoffs.

COMPLETE RESULTS *(*Overtime)*

DATE	W/L	SCORE	OPP.	DATE	W/L	SCORE	OPP.
10/11	T	4-4*	at NYR	1/15	L	2-5	CGY
10/13	W	3-2*	BOS	1/17	L	4-5	at MTL
10/14	L	2-4	at BOS	1/19	L	0-2	BUF
10/17	W	5-3	at TOR	1/22	L	5-8	MTL
10/18	W	7-3	DET	1/26	W	3-2	at BOS
10/20	W	3-2	VAN	1/27	L	4-8	BOS
10/23	L	4-9	at CGY	1/31	L	3-5	at LA
10/24	L	4-8	at WIN	2/1	L	3-4*	at VAN
10/27	W	5-3	at MIN	2/3	L	3-6	at EDM
10/28	W	4-1	at CHI	2/6	L	4-7*	CGY
10/31	L	3-5	QUE	2/7	L	5-7	at BOS
11/2	L	1-8	at BUF	2/9	T	2-2	NYR
11/3	T	4-4*	BUF	2/10	L	4-10	QUE
11/7	L	0-3	WIN	2/14	W	4-0	at NJ
11/10	W	1-0	at QUE	2/16	T	4-4*	at NYI
11/15	L	1-6	at PHI	2/17	L	4-5*	TOR
11/17	L	0-7	CHI	2/19	W	6-2	at WIN
11/21	L	2-4	at DET	2/21	W	4-3*	at NYR
11/22	W	9-3	PIT	2/23	L	1-2	LA
11/24	T	4-4*	PHI	2/24	L	2-3	STL
11/28	L	2-4	MIN	2/26	L	2-3	PHI
11/30	L	2-4	EDM	3/1	W	4-1	at NJ
12/1	L	4-8	at QUE	3/3	L	6-7*	VAN
12/3	L	3-9	at MTL	3/5	L	3-6	at BUF
12/5	W	5-3	MTL	3/7	L	0-4	at BOS
12/8	W	4-3	at NYI	3/9	L	3-4	at MTL
12/12	T	2-2*	BUF	3/10	T	5-5*	MTL
12/15	W	4-3*	MTL	3/13	T	3-3*	at LA
12/19	W	6-5	BOS	3/16	W	5-0	at STL
12/21	L	0-1	NYI	3/17	W	4-3	PIT
12/22	L	5-10	at MTL	3/20	W	3-2	STL
12/26	W	5-3	NJ	3/23	W	5-2	BOS
12/28	L	0-4	at PIT	3/24	W	2-1	QUE
12/29	L	2-3	at WSH	3/27	W	3-1	at WSH
1/2	L	3-7	at QUE	3/29	W	8-7	EDM
1/3	W	6-2	DET	3/30	L	1-2	BUF
1/5	W	4-3	CHI	4/2	L	1-2	at BUF
1/7	W	7-4	at TOR	4/4	W	2-0	WSH
1/8	T	4-4*	at BUF	4/6	W	2-1	QUE
1/12	L	4-5	at MIN	4/7	L	1-4	at QUE

MAJOR TRADES

08/31/84 – Obtained Steve Weeks from NYR for a third-round 1986 draft choice (Shawn Clouston).

02/22/85 – Obtained Mike Liut and future considerations (Jorgen Pettersson on April 16, 1985) from STL for Greg Millen and Mark Johnson.

03/12/85 – Obtained Dean Evason and Peter Sidorkiewicz from WSH for David A. Jensen.

FINAL STATISTICS *(Whalers games only)*

	SCORING								
PLAYER	GP	G	A	PTS	PIM	PP	SH	GW	GT
RON FRANCIS	80	24	57	81	66	4	0	1	0
SYLVAIN TURGEON	64	31	31	62	67	11	0	3	2
RAY NEUFELD	76	27	35	62	129	12	0	2	2
GREG MALONE	76	22	39	61	67	6	0	4	0
MARK JOHNSON	49	19	28	47	21	10	0	2	1
RISTO SILTANEN	76	12	33	45	30	8	0	2	0
KEVIN DINEEN	57	25	16	41	120	8	4	2	1
TORRIE ROBERTSON	74	11	30	41	337	1	0	3	0
BOB CRAWFORD	45	14	14	28	8	2	0	0	0
RAY FERRARO	44	11	17	28	40	6	0	2	0
DAVE LUMLEY	48	8	20	28	98	1	0	0	0
JOEL QUENNEVILLE	79	6	16	22	96	0	0	2	0
DAVE TIPPETT	80	7	12	19	12	0	0	0	0
MIKE ZUKE	67	4	12	16	12	0	0	1	0
PAT BOUTETTE	33	6	8	14	51	0	0	2	0
PAUL FENTON	33	7	5	12	10	0	0	2	0
SYLVAIN COTE	67	3	9	12	17	1	0	1	0
PAUL MacDERMID	31	4	7	11	29	0	0	0	0
MIKE CROMBEEN	46	4	7	11	16	0	1	1	0
TONY CURRIE	13	3	8	11	2	1	0	0	0
MARK FUSCO	63	3	8	11	40	0	0	0	0
SCOT KLEINENDORST	35	1	8	9	69	0	0	0	0
CHRIS KOTSPOULOS	33	5	3	8	53	1	0	0	0
ULF SAMUELSSON	41	2	6	8	83	0	0	0	0
RANDY PIERCE	17	3	2	5	8	0	0	0	0
WALLY WEIR	34	2	3	5	56	0	0	0	0
RICHIE DUNN	13	1	4	5	2	0	0	0	0
JACK BROWNSCHIDLE	17	1	4	5	5	1	0	0	0
MARK PATERSON	13	1	3	4	24	0	0	0	0
DAVID JENSEN	13	0	4	4	6	0	0	0	0
MARTY HOWE	19	1	1	2	10	0	0	0	0
MIKE HOFFMAN	1	0	0	0	0	0	0	0	0
ED STANIOWSKI	1	0	0	0	0	0	0	0	0
DEAN EVASON	2	0	0	0	0	0	0	0	0
MIKE LIUT	12	0	0	0	2	0	0	0	0
STEVE WEEKS	24	0	0	0	0	0	0	0	0
GREG MILLEN	44	0	0	0	4	0	0	0	0

GOALTENDING

PLAYER	GP	MINS	GA	GAA	SO	W-L-T
ED STANIOWSKI	1	20	1	3.00	0	0-0-0
MIKE LIUT	12	731	119	3.82	1	4-7-1
STEVE WEEKS	24	1457	92	3.79	2	10-12-2
GREG MILLEN	44	2659	187	4.22	1	16-22-6

SEASON HIGHLIGHTS

- Greg Millen starts 22 consecutive games, beginning December 19.
- Whalers recall several youngsters from Binghamton in December, including Ulf Samuelsson, Kevin Dineen, Ray Ferraro and Paul MacDermid.
- Ron Francis is named team captain – February 22, 1985.
- Whalers go on nine-game unbeaten streak – March 10-29, 1985.

CLOSING GAME ROSTER vs. *New York Rangers (away 4/1/84)*

1	Ed Staniowski	G	14	Greg Malone	C	22	Doug Sulliman	RW	30	Greg Millen	G
3	Joel Quenneville	D	15	Dave Tippet	LW	24	Chris Kotsopoulos	D	32	Torrie Robertson	LW
8	Risto Siltanen	D	16	Sylvain Turgeon	LW	25	Bob Crawford	RW	33	Mark Fusco	D
10	Ron Francis	C	17	Ray Neufeld	RW	26	Tony Currie	RW	34	Jack Brownschidle	D
12	Mark Johnson	C	20	Mike Zuke	C	27	Marty Howe	D	38	Randy Pierce	LW

FINAL ADAMS DIVISION STANDINGS

	GP	W	L	T	GF	GA	PTS
BOSTON	80	49	25	6	336	261	104
BUFFALO	80	48	25	7	315	257	103
QUEBEC	80	42	28	10	360	278	94
MONTREAL	80	35	40	5	286	295	75
HARTFORD*	80	28	42	10	288	320	66

*Whalers were most improved team in NHL from 82-83 with 21-point jump, but did not make playoffs.

COMPLETE RESULTS (*Overtime)

DATE	W/L	SCORE	OPP.	DATE	W/L	SCORE	OPP.
10/5	L	3-5	at BUF	1/10	W	6-3	at MIN
10/8	W	4-3	BOS	1/13	T	3-3*	at CGY
10/9	L	1-4	at BOS	1/15	L	0-5	at VAN
10/13	T	4-4*	QUE	1/17	T	3-3*	NJ
10/15	W	6-4	at PIT	1/19	L	2-3	MTL
10/19	W	3-0	WSH	1/21	L	0-2	BOS
10/22	L	2-5	BUF	1/24	T	7-7*	at MTL
10/25	W	8-5	at LA	1/26	L	2-6	WIN
10/28	L	4-5*	at VAN	1/28	L	0-3	at QUE
10/30	L	1-6	at CHI	1/29	T	5-5*	QUE
11/1	L	2-6	at MTL	2/1	T	6-6*	at DET
11/2	W	5-4	NJH	2/4	W	7-3	at STL
11/5	W	2-1	LA	2/5	W	4-3	at CHI
11/6	L	2-4	at PHI	2/7	W	4-1	DET
11/8	W	6-4	MIN	2/11	L	3-6	CGY
11/12	W	6-1	CHI	2/12	W	11-0	EDM
11/15	L	4-6	at NYI	2/14	L	3-5	MTL
11/17	L	2-4	QUE	2/16	L	5-6*	at NJ
11/19	T	4-4*	at QUE	2/18	W	8-2	at TOR
11/23	L	3-4	MTL	2/19	L	2-5	at BUF
11/26	W	4-3*	NYR	2/23	W	3-2	BUF
11/30	L	2-6	VAN	2/25	W	9-7	PHI
12/3	W	7-2	STL	2/26	L	3-4	WSH
12/4	W	6-5	at PHI	3/3	T	3-3*	at BOS
12/6	L	1-4	at MTL	3/4	W	6-4	BOS
12/8	L	6-8	TOR	3/7	L	2-4	at WSH
12/10	T	5-5*	WIN	3/8	L	2-3	at MTL
12/13	L	2-3	at PIT	3/11	L	3-4*	at BUF
12/15	L	2-4	at BOS	3/13	L	0-2	at STL
12/17	L	1-4	BUF	3/15	W	5-3	TOR
12/20	L	2-7	BOS	3/17	L	2-4	PIT
12/21	W	6-3	at BUF	3/18	W	5-4	NYI
12/23	W	5-3	MIN	3/20	L	1-4	at CGY
12/26	L	1-2	MTL	3/21	L	3-5	at EDM
12/27	L	3-7	at QUE	3/24	W	3-2*	at QUE
12/30	L	3-9	LA	3/25	T	6-6*	QUE
1/3	L	1-7	at DET	3/27	W	4-1	BUF
1/5	W	4-2	NYI	3/29	L	3-4	at BOS
1/7	L	3-5	at EDM	3/31	W	5-3	NYR
1/8	L	3-4	at WIN	4/1	L	0-2	at NYR

MAJOR TRADES

06/05/83 – Obtained Joel Quenneville and Richie Dunn from CGY for Mickey Volcan.

10/03/83 – Selected Mike Zuke, Bob Crawford and Mike Crombeen from STL in the Waiver Draft.

10/03/83 – Obtained Torrie Robertson from WSH for Greg Adams.

02/27/84 – Obtained Scot Kleinendorst from NYR for Blaine Stoughton.

FINAL STATISTICS (Whalers games only)

	SCORING								
PLAYER	GP	G	A	PTS	PIM	PP	SH	GW	GT
MARK JOHNSON	79	35	52	87	27	13	1	2	2
RON FRANCIS	72	23	60	83	45	5	0	5	1
SYLVAIN TURGEON	76	40	32	72	55	18	0	3	11
RAY NEUFELD	80	27	42	69	97	5	0	5	1
BOB CRAWFORD	80	36	25	61	32	5	0	3	0
GREG MALONE	78	17	37	54	56	3	0	2	0
RISTO SILTANEN	75	15	38	53	34	12	0	0	0
BLAINE STOUGHTON	54	23	14	37	4	7	0	2	1
MIKE ZUKE	75	6	23	29	36	1	0	0	0
TONY CURRIE	32	12	16	28	4	6	0	2	0
RICHIE DUNN	63	5	20	25	30	0	0	0	0
NORM DUPONT	40	7	15	22	12	2	0	0	0
TORRIE ROBERTSON	66	7	14	21	198	0	0	2	0
DOUG SULLIMAN	67	6	12	18	20	0	0	0	0
CHRIS KOTSOPoulos	72	5	13	18	118	3	0	0	0
DAN BOURBONNAIS	35	0	16	16	0	0	0	0	0
JOEL QUENNEVILLE	80	5	8	13	95	0	2	0	0
MARTY HOWE	69	0	11	11	34	0	0	0	0
RANDY PIERCE	17	6	3	9	9	0	1	0	0
ED HOSPODAR	59	0	9	9	163	0	0	0	0
STEVE STOYANOVICH	23	3	5	8	11	0	0	1	0
DAVE TIPPETT	17	4	2	6	2	0	1	0	0
MIKE CROMBEEN	56	1	4	5	25	0	0	0	0
JACK BROWNSCHIDLE	13	2	2	4	10	0	0	1	0
MARK FUSCO	17	0	4	4	2	0	0	0	0
PAUL LAWLESS	6	0	3	3	0	0	0	0	0
GREG MILLEN	60	0	3	3	10	0	0	0	0
MARK PATERSON	9	2	0	2	4	0	0	0	0
ROSS YATES	7	1	1	2	4	0	0	0	0
PAUL MacDERMID	3	0	1	1	0	0	0	0	0
BOB HESS	3	0	0	0	0	0	0	0	0
MIKE VEISOR	4	0	0	0	0	0	0	0	0
GERRY McDONALD	5	0	0	0	4	0	0	0	0
REID BAILEY	12	0	0	0	25	0	0	0	0
ED STANIEWSKI	18	0	0	0	2	0	0	0	0

GOALTENDING

PLAYER	GP	MINS	GA	GAA	SO	W-L-T
GREG MILLEN	60	3576	221	3.71	2	21-30-9
ED STANIEWSKI	18	1040	74	4.27	0	6-9-1
MIKE VEISOR	4	240	20	5.00	0	1-3-0

SEASON HIGHLIGHTS

- Emile Francis hired as Whalers general manager – May 2, 1983.
- Whalers, picking second overall, choose Sylvain Turgeon in the June NHL Entry Draft.
- Jack Evans is named head coach and Claude LaRose is named assistant coach – July 7, 1983.
- Whalers trounce Edmonton 11-0 as Ron Francis scores four goals – February 12, 1984.
- Whalers finish 21 points better than 1982-83, the best improvement in the league.
- Whalers drop goals against total from 403 to 320.
- Sylvain Turgeon named to NHL All-Rookie Team – May 16, 1984.

1982-83 IN REVIEW

CLOSING GAME ROSTER *vs. Quebec Nordiques (away 4/3/83)*

4	Mickey Volcan	D	11	Paul Lawless	LW	20	Merlin Malinowski	C/LW	25	Mark Renaud	D
5	Pierre Lacroix	D	12	Mark Johnson	C	21	Blaine Stoughton	RW	30	Greg Millen	G
7	Russ Anderson	D	14	Michel Galarneau	C	22	Doug Sulliman	RW	31	Mike Veisor	G
8	Risto Siltanen	D	17	Ray Neufeld	RW	23	Ed Hospodar	D	33	Mike McDougal	RW
10	Ron Francis	C	18	Greg Adams	LW	24	Chris Kotsopoulos	D	34	Randy Gilhen	RW

FINAL ADAMS DIVISION STANDINGS

	GP	W	L	T	GF	GA	PTS
BOSTON	80	50	20	10	327	228	110
MONTREAL	80	42	24	14	350	286	98
BUFFALO	80	38	29	13	318	285	89
QUEBEC	80	34	34	12	343	336	80
HARTFORD*	80	19	54	7	261	403	45

*Did not make playoffs.

COMPLETE RESULTS

DATE	W/L	SCORE	OPP.	DATE	W/L	SCORE	OPP.
10/6	L	1-2	at MTL	1/8	L	4-7	PHI
10/9	L	4-5	BOS	1/9	L	4-8	at PHI
10/10	T	4-4	at BUF	1/11	L	4-8	at MTL
10/14	T	4-4	EDM	1/13	W	4-2	MTL
10/16	W	6-5	VAN	1/15	W	2-1	NJ
10/20	L	2-4	at EDM	1/18	L	1-8	at NYI
10/21	L	3-10	at CGY	1/20	L	3-4	at LA
10/23	W	5-3	at LA	1/22	L	2-7	at MIN
10/26	L	1-8	at VAN	1/23	L	2-4	at CHI
10/30	L	2-4	DET	1/27	W	5-2	QUE
11/2	L	6-7	MIN	1/29	T	2-2	WIN
11/4	W	5-2	at BOS	2/1	L	3-12	at QUE
11/6	L	2-5	BUF	2/2	L	1-7	at TOR
11/7	L	2-6	at WSH	2/5	L	4-7	at BOS
11/10	W	7-5	QUE	2/9	L	5-6	DET
11/13	W	5-2	STL	2/12	W	4-2	at NYI
11/16	L	1-7	MTL	2/13	W	5-3	TOR
11/17	L	3-4	at PIT	2/15	L	2-5	LA
11/20	T	4-4	CGY	2/17	W	4-1	MTL
11/24	L	2-4	BUF	2/19	L	2-4	CHI
11/26	L	3-4	CHI	2/20	L	2-7	at DET
11/27	L	0-8	at BOS	2/23	L	3-11	at NYR
12/1	L	1-6	at NYR	2/25	L	3-5	at WIN
12/3	L	4-5	at NJ	2/27	L	3-4	BOS
12/4	W	5-2	NYR	3/1	L	5-6	BUF
12/6	L	2-11	at MTL	3/5	L	3-10	at QUE
12/8	W	7-4	MTL	3/6	L	3-7	QUE
12/11	W	7-4	PHI	3/8	L	4-9	EDM
12/12	W	3-1	at BUF	3/10	W	3-0	at NJ
12/14	T	3-3	at MIN	3/12	L	2-7	PIT
12/17	W	2-0	at WIN	3/15	L	1-5	at MTL
12/18	L	4-7	at STL	3/16	L	4-5	at WSH
12/21	L	2-3	PIT	3/20	T	2-2	CGY
12/23	L	1-5	BOS	3/22	L	1-4	STL
12/26	L	2-3	NYI	3/23	L	3-8	at BUF
12/28	L	1-4	at QUE	3/26	L	4-7	at BOS
12/30	T	4-4	WSH	3/27	W	5-1	BOS
1/1	L	5-7	at TOR	3/29	W	5-4	BUF
1/2	L	4-8	at BUF	4/2	L	4-5	QUE
1/6	L	4-6	VAN	4/3	L	5-6	at QUE

MAJOR TRADES

08/19/82 — Obtained Ken Linseman, Greg Adams and Philadelphia's first-round 1983 draft pick (David A. Jensen) for Mark Howe and third-round 1983 draft pick. On same day, Whalers obtained Risto Siltanen and Brent Loney from Edmonton for Ken Linseman and Don Nachbaur.

10/01/82 — Obtained Mark Johnson and Kent-Erik Andersson from Minnesota for Jordy Douglas and a fifth-round 1984 draft pick (Jiri Poner).

FINAL STATISTICS *(Whalers games only)*

	SCORING								
PLAYER	GP	G	A	PTS	PIM	PP	SH	GW	GT
RON FRANCIS	79	31	59	90	60	4	2	4	0
BLAINE STOUGHTON	72	45	31	76	27	10	0	8	0
MARK JOHNSON	73	31	38	69	28	5	3	5	1
RAY NEUFELD	80	26	31	57	86	4	0	1	1
DOUG SULLIMAN	77	22	19	41	14	8	0	0	0
PIERRE LAROUCHE	38	18	22	40	8	4	0	0	1
BOB SULLIVAN	62	18	19	37	18	5	0	0	0
PIERRE LACROIX	56	6	25	31	18	1	0	0	0
MARK RENAUD	77	3	28	31	37	1	0	0	0
CHRIS KOTSPOULOS	68	6	24	30	125	3	0	0	0
RISTO SILTANEN	74	5	25	30	28	3	0	0	0
MERLIN MALINOWSKI	75	5	23	28	16	1	0	0	0
GREG ADAMS	79	10	13	23	216	1	0	1	0
MIKE McDUGAL	55	8	10	18	43	0	0	0	0
MICKY VOLCAN	68	4	13	17	73	0	0	0	0
PAUL LAWLESS	47	6	9	15	4	1	0	0	0
WARREN MILLER	56	1	10	11	15	0	0	0	0
GEORGE LYLE	16	4	6	10	8	0	1	0	1
ED HOSPODAR	72	1	9	10	199	0	0	0	0
MICHEL GALARNEAU	38	5	4	9	21	0	0	0	0
RUSS ANDERSON	57	0	6	6	171	0	0	0	0
DAN FRIDGEN	11	2	2	4	2	0	0	0	0
ARCHIE HENDERSON	15	2	1	3	64	0	0	0	0
PAUL MARSHALL	13	1	2	3	0	0	0	0	0
GREG MILLEN	60	0	2	2	8	0	0	0	0
STEWART SMITH	18	1	0	1	25	0	0	0	0
RANDY GILHEN	2	0	1	1	0	0	0	0	0
MIKE HOFFMAN	2	0	1	1	0	0	0	0	0
BLAKE WESLEY	22	0	1	1	46	0	0	0	0
MARK PATERSON	2	0	0	0	0	0	0	0	0
JEFF BROWNSCHIDLE	4	0	0	0	0	0	0	0	0
RICK MEAGHER	4	0	0	0	0	0	0	0	0
PAUL MacDERMID	7	0	0	0	2	0	0	0	0
MIKE VEISOR	23	0	0	0	2	0	0	0	0

GOALTENDING

PLAYER	GP	MINS	GA	GAA	SO	W-L-T
GREG MILLEN	60	3506	282	4.83	1	14-38-6
MIKE VEISOR	23	1277	118	5.54	1	5-16-1

SEASON HIGHLIGHTS

- Whalers adopt long-pants look.
- Larry Kish named head coach — June 2, 1982.
- Blaine Stoughton suspended for the first eight games due to a preseason stick infraction.
- Larry Kish fired and replaced by Larry Pleau — January 15, 1983.
- John Cuniff coaches last eight Whalers games as Larry Pleau suffers from blood disorder.

CLOSING GAME ROSTER *vs. Boston Bruins (away 4/4/82)*

3	Paul Shmyr	D	11	Jordy Douglas	LW	23	Paul MacDermid	RW	30	Greg Millen	C
4	Ron Francis	C	14	Dave Keon	C	25	Mark Renaud	D	31	Mike Veisor	G
5	Mark Howe	D	20	Rick Meagher	C	26	Don Nachbaur	LW	32	Dan Fridgen	LW
6	Blake Wesley	D	21	Blaine Stoughton	RW	27	Warren Miller	RW	33	Jeff Brownschidle	D
8	Gary Howatt	LW	22	Doug Sulliman	RW	28	Pierre Larouche	C			

FINAL SOUTHEAST DIVISION STANDINGS

	GP	W	L	T	GF	GA	PTS
MONTREAL	80	46	17	17	360	223	109
BOSTON	80	43	27	10	323	285	96
BUFFALO	80	39	26	15	307	273	93
QUEBEC	80	33	31	16	356	345	82
HARTFORD*	80	21	41	18	264	351	60

*Did not make playoffs.

COMPLETE RESULTS

DATE	W/L	SCORE	OPP.	DATE	W/L	SCORE	OPP.
10/6	L	5-6	at QUE	1/9	L	2-3	BUF
10/8	T	5-5	at MTL	1/11	L	2-6	at QUE
10/10	T	1-1	BOS	1/16	T	3-3	at BOS
10/15	L	2-7	MTL	1/17	L	1-7	at BUF
10/17	W	8-1	DET	1/20	W	4-2	QUE
10/21	L	2-5	at EDM	1/23	T	2-2	at DET
10/23	T	2-2	at VAN	1/25	W	6-5	at CHI
10/24	L	3-7	at CGY	1/27	W	3-1	CGY
10/29	T	6-6	NYI	1/30	W	3-2	BOS
10/31	T	2-2	CHI	1/31	T	4-4	QUE
11/1	L	1-4	at BOS	2/2	W	5-3	at LA
11/4	L	1-4	VAN	2/5	T	4-4	at COL
11/7	W	4-2	MIN	2/6	W	4-2	at STL
11/8	T	2-2	at BUF	2/10	T	3-3	at PIT
11/11	T	4-4	EDM	2/13	L	2-3	NYR
11/12	L	3-5	at PHI	2/14	L	1-9	NYI
11/14	L	0-4	WSH	2/16	L	2-7	at CGY
11/18	W	8-5	TOR	2/19	L	4-7	at EDM
11/19	L	1-6	at BOS	2/20	L	2-4	at VAN
11/21	L	3-7	at QUE	2/22	L	7-8	at MIN
11/25	T	3-3	QUE	2/24	W	4-3	BOS
11/28	W	6-2	WSH	2/27	L	1-7	at WSH
11/29	L	3-6	at MTL	2/28	L	0-5	MTL
12/2	W	5-3	at TOR	3/3	T	3-3	at BUF
12/4	L	2-4	BUF	3/6	T	2-2	BUF
12/6	W	5-3	at NYR	3/7	W	7-6	LA
12/9	W	5-1	STL	3/10	W	6-2	WIN
12/12	L	2-4	COL	3/13	L	0-5	at MTL
12/13	L	1-6	at CHI	3/14	L	3-4	COL
12/16	L	1-6	MTL	3/16	W	7-5	at QUE
12/19	T	5-5	LA	3/18	W	4-1	BUF
12/20	L	2-8	at BUF	3/20	L	2-5	PHI
12/22	W	3-2	at DET	3/21	L	3-5	at PHI
12/26	L	6-9	BOS	3/24	T	3-3	QUE
12/27	W	7-3	TOR	3/27	L	4-5	at NYI
12/29	L	1-6	at STL	3/28	L	2-5	MIN
12/30	W	6-1	at WIN	3/30	L	4-6	at MTL
1/2	L	4-9	at PIT	3/31	L	1-5	MTL
1/3	L	4-6	PIT	4/3	T	3-3	NYR
1/6	L	4-5	WIN	4/4	L	2-7	at BOS

MAJOR TRADES**06/15/81** — Greg Millen signed as a free agent from PIT.**06/29/81** — Pat Boutette and Kevin McClelland awarded to PIT as compensation for Greg Millen.**10/02/81** — Obtained Garry Howatt from NYI for a fifth-round 1983 draft pick (Bob Caufield).**10/02/81** — Obtained Doug Sulliman, Chris Kotsopoulos and Gerry McDonald from NYR for Mike Rogers.**12/21/81** — Obtained Pierre Larouche from MTL for a flip-flop of first-round picks in 1984, Hartford's second pick in 1984 and a switch of third-round positions in 1985.**FINAL STATISTICS** *(W/whalers games only)*

PLAYER	SCORING										PIM	PP	SH	GW	GT
	GP	G	A	PTS											
BLAINE STOUGHTON	80	52	39	91	57	13	1	4	4						
DOUG SULLIMAN	77	29	40	69	39	5	0	4	0						
RON FRANCIS	59	25	43	68	51	12	0	1	1						
MARK HOWE	76	8	45	53	18	3	0	1	0						
PIERRE LAROCHE	45	25	25	50	12	11	1	1	1						
GARRY HOWATT	80	18	32	50	242	1	0	2	0						
RICK MEAGHER	65	24	19	43	51	2	1	2	2						
CHRIS KOTSPOPOULOS	68	13	20	33	147	5	0	1	1						
BLAKE WESLEY	78	9	18	27	123	3	0	1	0						
DON NACHBAUR	77	5	21	26	117	0	0	0	1						
WARREN MILLER	74	10	12	22	68	1	1	0	1						
RICK MacLEISH	34	6	16	22	16	4	0	0	0						
DAVE KEON	78	8	11	19	6	0	1	1	0						
MARK RENAUD	48	1	17	18	39	0	0	0	0						
JORDY DOUGLAS	30	10	7	17	44	4	0	2	0						
GEORGE LYLE	14	2	12	14	9	1	0	0	0						
DAN BOURBONNAIS	24	3	9	12	11	0	0	0	0						
PAUL SHMYR	66	1	11	12	134	0	0	0	0						
RAY NEUFELD	19	4	3	7	4	1	0	0	0						
MICKEY VOLCAN	26	1	5	6	29	1	0	0	0						
JACK McILHARGEY	50	1	5	6	60	0	0	0	0						
NORM BARNES	20	1	4	5	19	0	0	0	1						
DON GILLEN	34	1	4	5	22	0	0	0	0						
GREG MILLEN	55	0	5	5	2	0	0	0	0						
TOM ROWE	21	4	0	4	36	1	1	0	0						
RUSS ANDERSON	25	1	3	4	85	0	0	1	0						
MARTY HOWE	13	0	4	4	2	0	0	0	0						
STEWART SMITH	17	0	3	3	15	0	0	0	0						
ROB McCLANAHAN	17	0	3	3	11	0	0	0	0						
RANDY MacGREGOR	2	1	1	2	2	0	0	0	0						
PAUL MacDERMID	3	1	0	1	2	0	0	0	0						
GILLES LUPIEN	1	0	1	1	2	0	0	0	0						
MIKE FIDLER	2	0	1	1	0	0	0	0	0						
DAN FRIDGEN	2	0	1	1	0	0	0	0	0						
JEFF BROWNSCHIDLE	3	0	1	1	2	0	0	0	0						
MIKE VEISOR	13	0	1	1	0	0	0	0	0						
JOHN GARRETT	16	0	1	1	2	0	0	0	0						
MIKE McDOUGAL	3	0	0	0	0	0	0	0	0						
GERRY McDONALD	3	0	0	0	0	0	0	0	0						
GLENN MERKOSKY	7	0	0	0	2	0	0	0	0						
MICHEL GALARNEAU	10	0	0	0	4	0	0	0	0						

GOALTENDING

PLAYER	GP	MINS	GA	GAA	SO	W-L-T
JOHN GARRETT	16	897	63	4.21	0	5-6-4
GREG MILLEN	55	3195	229	4.30	0	11-30-12
MIKE VEISOR	13	701	53	4.54	0	5-5-2

SEASON HIGHLIGHTS

- Rick Ley, battling severe knee injuries, retires — September 9, 1981.
- Whalers recall first-round draft pick Ron Francis from the Sault Ste. Marie Greyhounds — November 14, 1981.
- Rick Ley's #2 retired — December 26, 1981.
- Whalers reel off a 6-0-4 streak between January 20 and February 10.
- Dave Keon announces retirement at conclusion of the season.
- Blaine Stoughton tops the 50-goal mark for the second time in his NHL career.

1980-81 IN REVIEW

CLOSING GAME ROSTER *vs. Pittsburgh Penguins (home 4/5/81)*

1	Mike Veisor	G	15	Dave Debol	C	23	Gilles Lupien	D	31	Mike Fidler	LW
3	Al Sims	D	17	Mike Rogers	C	24	Kevin Kemp	D	33	Stuart Smith	D
5	Mark Howe	D	20	Rick Meagher	C	25	Norm Barnes	D	35	John Garrett	G
12	Tom Rowe	RW	21	Blaine Stoughton	RW	26	Don Nachbaur	LW			
14	Dave Keon	C	22	Jeff Brubaker	LW	27	Warren Miller	RW			

FINAL NORRIS DIVISION STANDINGS

	GP	W	L	T	GF	GA	PTS
MONTREAL	80	45	22	13	332	232	103
LOS ANGELES	80	43	24	13	337	290	99
PITTSBURGH	80	30	37	13	302	345	73
HARTFORD*	80	21	41	18	292	372	60
DETROIT	80	19	43	18	252	339	56

*Did not make playoffs.

COMPLETE RESULTS

DATE	W/L	SCORE	OPP.	DATE	W/L	SCORE	OPP.
10/9	L	6-8	at STL	1/10	W	5-3	at WPG
10/11	L	3-9	at MIN	1/12	L	2-5	STL
10/12	T	3-3	at BUF	1/14	L	4-5	LA
10/15	W	5-2	at PIT	1/17	L	2-3	CHI
10/18	W	4-2	DET	1/18	L	2-3	at WSH
10/19	T	3-3	NYI	1/21	T	6-6	STL
10/22	W	3-0	COL	1/23	L	2-4	CGY
10/25	W	4-2	QUE	1/24	L	4-7	at TOR
10/26	L	1-6	at PHI	1/28	W	6-3	COL
10/29	W	5-3	DET	1/30	T	5-5	TOR
10/30	L	2-8	at MTL	1/31	L	3-5	BUF
11/1	T	4-4	VAN	2/2	L	2-4	at QUE
11/5	L	1-6	at STL	2/4	T	3-3	BOS
11/6	T	3-3	at COL	2/7	L	2-6	CHI
11/8	L	4-5	PHI	2/8	T	6-6	at PHI
11/12	L	1-5	MIN	2/12	T	2-2	at DET
11/15	L	4-8	WSH	2/14	L	4-7	at MIN
11/16	L	3-7	at NYR	2/15	T	4-4	at CHI
11/20	L	0-5	at NYI	2/18	T	3-3	WPG
11/22	W	4-3	VAN	2/19	L	2-6	at PIT
11/23	L	3-11	at CHI	2/22	W	6-5	NYR
11/26	W	8-4	WPG	2/25	W	3-2	MIN
11/28	W	6-4	EDM	2/27	L	1-5	at CGY
11/29	L	2-5	BUF	3/1	L	0-3	at VAN
12/2	L	2-5	at LA	3/3	L	4-5	at COL
12/3	T	4-4	at VAN	3/6	W	5-3	at BUF
12/6	W	5-3	at CGY	3/8	L	4-5	CGY
12/7	L	4-6	at EDM	3/10	T	4-4	at DET
12/10	W	8-5	at WPG	3/11	L	2-5	WSH
12/13	T	5-5	LA	3/14	L	2-6	at NYR
12/17	W	5-4	BOS	3/15	L	2-4	at BOS
12/20	T	4-4	at BOS	3/18	W	9-3	MTL
12/21	L	5-6	at QUE	3/21	L	4-6	NYR
12/23	W	7-2	at TOR	3/22	T	3-3	TOR
12/26	W	9-7	PIT	3/25	L	2-7	EDM
12/27	T	5-5	NYI	3/27	W	5-3	at WSH
1/2	L	1-3	MTL	3/29	L	1-4	PHI
1/3	L	1-8	at NYI	4/1	W	5-4	QUE
1/7	L	3-5	at LA	4/3	L	1-6	at MTL
1/9	T	6-6	at EDM	4/5	L	4-5	PIT

MAJOR TRADES

06/05/80 – Obtained Rick Meagher from MTL for flip-flop of draft positions in third and fifth rounds in 1981.

11/21/80 – Obtained Norm Barnes and Jack McIlhargey from PHI for a second-round draft pick in 1982 (Peter Ihnacek).

12/16/80 – Obtained Mike Fidler from MIN for Gordie Roberts.

FINAL STATISTICS *(Whalers games only)*

PLAYER	SCORING								
	GP	G	A	PTS	PIM	PP	SH	GW	GT
MIKE ROGERS	80	40	65	105	32	10	4	1	0
PAT BOUTETTE	80	28	52	80	160	8	2	3	1
BLAINE STOUGHTON	71	43	30	73	56	10	2	6	1
MARK HOWE	63	19	46	65	54	7	2	3	0
AL SIMS	80	16	36	52	68	5	0	1	0
DAVE KEON	80	13	34	47	26	2	0	1	0
WARREN MILLER	77	22	22	44	37	3	3	1	0
TOM ROWE	74	13	28	41	190	1	0	1	0
DON NACHBAUR	77	16	17	33	139	2	0	1	0
DAVE DEBOL	44	14	12	26	70	2	0	0	1
JORDY DOUGLAS	55	13	9	22	29	3	0	1	0
MIKE FIDLER	38	9	9	18	4	2	0	0	0
RICK MEAGHER	27	7	10	17	19	0	0	0	0
THOMMYABRAHAMSSON	32	6	11	17	16	4	0	1	0
RAY NEUFELD	52	5	10	15	44	0	0	0	0
BERNIE JOHNSTON	25	4	11	15	8	0	0	0	0
GORDIE ROBERTS	27	2	11	13	81	1	0	0	0
MICKEY VOLCAN	49	2	11	13	26	0	0	0	0
NORM BARNES	54	1	10	11	82	0	0	0	0
JEFF BRUBAKER	43	5	3	8	93	0	0	0	0
MICHEL GALARNEAU	30	2	6	8	9	0	0	1	0
STUART SMITH	38	1	7	8	55	0	0	0	0
NICK FOTIU	42	4	3	7	79	0	0	0	0
JACK McILHARGEY	48	1	6	7	142	0	0	0	0
GILLIES LUPIEN	20	2	4	6	39	0	0	0	0
STEVE ALLEY	8	2	2	4	11	0	0	0	0
RICK LEY	16	0	2	2	20	0	0	0	0
MARK RENAUD	4	1	0	1	0	0	0	0	0
RAY ALLISON	6	1	0	1	0	0	0	0	0
MARTY HOWE	12	0	1	1	25	0	0	0	0
JOHN GARRETT	54	0	1	1	2	0	0	0	0
KEN HOLLAND	1	0	0	0	0	0	0	0	0
KEVIN KEMP	3	0	0	0	4	0	0	0	0
KEVIN ARTHUR	3	0	0	0	0	0	0	0	0
MIKE VEISOR	29	0	0	0	0	0	0	0	0

GOALTENDING

PLAYER	GP	MINS	GA	GAA	SO	W-L-T
MIKE VEISOR	29	1580	118	4.48	1	6-13-6
JOHN GARRETT	54	3145	241	4.60	0	15-27-12
KEN HOLLAND	1	60	7	7.00	0	0-1-0

SEASON HIGHLIGHTS

- Blaine Stoughton sits out the first eight games in a contract dispute.
- Gordie Howe's #9 retired – February 18, 1981.
- Larry Pleau replaces fired head coach Don Blackburn – February 20, 1981.
- Pleau replaces fired Jack Kelley as director of hockey operations – April 1, 1981.
- Mike Rogers records second straight 100-point campaign.

CLOSING GAME ROSTER vs. *Montreal Canadiens (away 4/11/80)*

1	Al Smith	G	9	Gordie Howe	C	16	Bobby Hull	LW	25	Steve Alley	LW
3	Al Sims	D	10	Ray Neufeld	RW	17	Mike Rogers	D	28	Pat Boutette	LW
5	Mark Howe	D	12	Tom Rowe	RW	18	Marty Howe	D	32	Larry Giroux	D
7	Gordie Roberts	D	14	Dave Keon	C	23	Nick Fotiu	LW	35	John Garrett	G
8	Ray Allison	RW	15	Dave Debol	C	24	Bernie Johnston	LW			

FINAL NORRIS DIVISION STANDINGS

	GP	W	L	T	GF	GA	PTS
MONTREAL	80	47	20	13	328	240	107
LOS ANGELES	80	30	36	14	290	313	74
PITTSBURGH	80	30	37	13	251	303	73
HARTFORD*	80	27	34	19	303	312	73
DETROIT	80	26	43	11	268	306	63

*Lost to Montreal in first round of playoffs 3-0.

FINAL STATISTICS (Whalers games only)

PLAYER	SCORING /								
	GP	G	A	PTS	PIM	PP	SH	GW	GT
MIKE ROGERS	80	44	61	105	10	3	2	0	0
BLAINE STOUGHTON	80	56	44	100	16	16	2	9	3
MARK HOWE	74	24	56	80	20	5	2	3	1
DAVE KEON	76	10	52	62	10	0	0	0	0
JORDY DOUGLAS	77	33	24	57	39	5	0	5	1
PAT BOUTETTE	47	13	31	44	75	3	0	0	0
GORDIE HOWE	80	15	26	41	42	2	0	0	1
AL SIMS	76	10	31	41	30	2	0	1	1
GORDIE ROBERTS	80	8	28	36	89	1	0	1	0
GREG CARROLL	71	13	19	32	24	0	1	2	0
RAY ALLISON	64	16	12	28	13	0	0	2	1
DAVE DEBOL	48	12	14	26	4	0	0	1	0
BERNIE JOHNSTON	32	8	13	21	8	0	0	0	0
RICK LEY	65	4	16	20	92	0	0	1	0
NICK FOTIU	74	10	8	18	107	0	0	0	0
ALAN HANGSLEBEN	37	3	15	18	69	0	0	1	0
ANDRE LACROIX	29	3	14	17	2	1	0	0	0
TOM ROWE	20	6	4	10	30	1	0	1	0
RON PLUMB	26	3	4	7	14	0	0	0	0
BOBBY HULL	9	2	5	7	0	1	0	0	0
LARRY GIROUX	47	2	5	7	44	0	0	0	1
BILL BENNETT	24	3	3	6	63	2	0	0	0
TIM SHEEHY	12	2	1	3	0	0	0	0	0
JIM WARNER	32	0	3	3	32	0	0	0	0
STEVE ALLEY	7	1	1	2	0	0	0	0	0
BRIAN HILL	19	1	1	2	4	0	0	0	1
MARK RENAUD	13	0	2	2	4	0	0	0	0
JOHN GARRETT	52	0	2	2	12	0	0	0	0
RAY NEUFELD	8	1	0	1	0	0	0	0	0
JEFF BRUBAKER	3	0	1	1	2	0	0	0	0
BOB STEPHENSON	4	0	1	1	0	0	0	0	0
MIKE ANTONOVICH	5	0	1	1	2	0	0	0	0
MARTY HOWE	6	0	1	1	4	0	0	0	0
CHUCK LUKSA	8	0	1	1	4	0	0	0	0
AL SMITH	30	0	1	1	10	0	0	0	0
JEAN SAVARD	1	0	0	0	0	0	0	0	0
STUART SMITH	4	0	0	0	0	0	0	0	0
RICK HODGSON	6	0	0	0	6	0	0	0	0
MAYNARD SCHURMAN	7	0	0	0	0	0	0	0	0

GOALTENDING

PLAYER	GP	MINS	GA	GAA	SO	W-L-T
AL SMITH	30	1754	107	3.66	2	11-10-8
JOHN GARRETT	52	3046	202	3.98	0	16-24-11

SEASON HIGHLIGHTS

- All-time WHA scoring king Andre Lacroix retires – December 20, 1979.
- Whalers re-open the Hartford Civic Center with a 7-3 win over Los Angeles – February 6.
- Whalers retire John McKenzie's #19 – February 27, 1980.
- Whalers sign hockey legend Bobby Hull – February 27, 1980.
- Gordie Howe scores his 800th career NHL regular season goal – February 29, 1980.
- Blaine Stoughton ties for NHL goal scoring lead with 56.
- Mike Rogers finishes eighth in NHL scoring with 105 points.

COMPLETE RESULTS

DATE	W/L	SCORE	OPP.	DATE	W/L	SCORE	OPP.
10/11	L	1-4	at MIN	1/17	W	7-1	PIT
10/13	T	3-3	at PIT	1/19	W	5-3	CHI
10/14	T	3-3	at CHI	1/21	W	7-2	WIN
10/17	L	1-3	at BUF	1/24	L	2-7	MTL
10/19	W	6-3	LA	1/26	L	2-3	at NYI
10/20	L	1-6	at NYI	1/28	W	6-1	ATL
10/24	T	2-2	at QUE	1/30	W	8-2	BOS
10/26	L	1-2	NYI	2/2	L	3-5	at ATL
10/28	T	2-2	at NYR	2/3	W	5-3	NYI
10/31	W	4-2	at TOR	2/6	W	7-3	LA
11/2	W	5-3	TOR	2/8	T	4-4	COL
11/6	W	7-2	at COL	2/10	L	2-6	MIN
11/9	L	2-4	CHI	2/12	T	5-5	VAN
11/11	T	5-5	at CHI	2/15	W	5-4	WIN
11/14	L	2-3	at WIN	2/16	L	3-5	at TOR
11/17	W	4-0	EDM	2/18	W	6-4	NYR
11/18	L	4-5	at BOS	2/19	W	6-2	EDM
11/21	W	5-3	BUF	2/23	W	6-5	at ATL
11/24	T	4-4	QUE	2/26	L	5-9	at QUE
11/25	W	4-2	ATL	2/27	L	3-6	BOS
11/27	L	2-6	at PHI	2/29	W	3-0	STL
11/30	W	7-5	PIT	3/1	W	6-3	at STL
12/1	T	4-4	at MTL	3/6	L	3-4	at BUF
12/4	T	3-3	at WSH	3/8	L	5-9	at WSH
12/7	L	4-7	NYR	3/9	T	1-1	at BOS
12/9	L	0-3	at EDM	3/12	T	4-4	at DET
12/11	L	3-5	at VAN	3/13	W	3-1	VAN
12/12	L	4-7	at LA	3/15	W	4-1	COL
12/15	L	5-6	at COL	3/16	L	1-6	MIN
12/19	W	5-4	WSH	3/19	T	5-5	MTL
12/22	L	2-4	BUF	3/21	T	5-5	PHI
12/23	L	2-4	at PHI	3/22	T	5-5	at MTL
12/26	T	4-4	PHI	3/24	L	5-7	STL
12/29	L	0-3	at STL	3/26	L	0-7	at WIN
1/2	T	3-3	at EDM	3/28	T	4-4	at VAN
1/4	L	3-6	WSH	3/29	T	2-2	at LA
1/6	L	1-2	DET	4/1	L	4-5	TOR
1/7	L	2-5	at NYR	4/2	L	4-6	at PIT
1/9	L	2-6	at MIN	4/4	W	9-2	QUE
1/12	W	6-4	at DET	4/6	W	5-3	DET

MAJOR TRADES**12/24/79** – Obtained Pat Boutette from TOR for Bob Stephenson.**01/17/80** – Obtained Tom Rowe from WSH for Alan Hangesleben.**02/27/80** – Obtained Bobby Hull from WPG for future considerations.

RECORDS

YEAR	GP	W	L	T	OTL	PTS	GF	GA	YEAR	GP	W	L	T	OTL	PTS	GF	GA
1972-73 (WHA-BOS)	78	46*	30	2		94*	318*	263	1993-94 (NHL-HFD)	84	27	48	9		63	227	288
1973-74 (WHA-BOS)	78	43#	31	4		90#	291	260	1994-95 (NHL-HFD)	48	19	24	5		43	127	141
1974-75 (WHA-HFD)	78	43#	30	5		91#	274#	279	1995-96 (NHL-HFD)	82	34	39	9		77	237	259
1975-76 (WHA-HFD)	80	33	40	7*		73	255	290	1996-97 (NHL-HFD)	82	32	39	11		75	226	256
1976-77 (WHA-HFD)	81	35	40	6		76	275	290	1997-98 (NHL-CAR)	82	33	41	8		74	200	219
1977-78 (WHA-HFD)	80	44	31	5*		93	335	269	1998-99 (NHL-CAR)	82	34#	30	18		86#	210	202
1978-79 (WHA-HFD)	80	37	34	9*		83	298	287	1999-00 (NHL-CAR)	82	37	35	10	0	84	217	216
1979-80 (NHL-HFD)	80	27	34	19		73	303	312	2000-01 (NHL-CAR)	82	38	32	9	3	88	212	225
1980-81 (NHL-HFD)	80	21	41	18		60	292	372	2001-02 (NHL-CAR)	82	35	26	16*	5	91#	217	217
1981-82 (NHL-HFD)	80	21	41	18		60	264	351	2002-03 (NHL-CAR)	82	22	43	11	6	61	171	240
1982-83 (NHL-HFD)	80	19	54*	7		45	261	403*	2003-04 (NHL-CAR)	82	28	34	14	6	76	172	209
1983-84 (NHL-HFD)	80	28	42	10		66	288	320	2005-06 (NHL-CAR)	82	52#	22	8		112#	294#	260
1984-85 (NHL-HFD)	80	30	41	9		69	268	318	2006-07 (NHL-CAR)	82	40	34	8		88	241	253
1985-86 (NHL-HFD)	80	40	36	4		84	332#	302	2007-08 (NHL-CAR)	82	43	33	6		92	250	246
1986-87 (NHL-HFD)	80	43#	30	7		93#	287	270	2008-09 (NHL-CAR)	82	45	30	7		97	239	226
1987-88 (NHL-HFD)	80	35	38	7		77	249	267	2009-10 (NHL-CAR)	82	35	37	10		80	230	256
1988-89 (NHL-HFD)	80	37	38	5		79	299	290	2010-11 (NHL-CAR)	82	40	31	11		91	236	239
1989-90 (NHL-HFD)	80	38	33	9		85	275	268	2011-12 (NHL-CAR)	82	33	33	16		82	213	243
1990-91 (NHL-HFD)	80	31	38	11		73	238	276	2012-13 (NHL-CAR)	48	19	25	4		42	128	160
1991-92 (NHL-HFD)	80	26	41	13		65	247	283									
1992-93 (NHL-HFD)	84	26	52	6		58	284	369									

* – Indicates a League Leading Figure # – Indicates a Division Leading Figure

YEAR	FINISHED	PLAYOFF RESULT	COACH (CAPTAIN)
1972-73 (WHA-BOS)	1st East Div.	Won Avco-World Trophy	Jack Kelley (Ted Green)
1973-74 (WHA-BOS)	1st East Div.	Lost Quarterfinals	Ron Ryan (Ted Green)
1974-75 (WHA-HFD)	1st East Div.	Lost Quarterfinals	Ron Ryan / Jack Kelley (Ted Green)
1975-76 (WHA-HFD)	3rd East Div.	Lost Semifinals	Jack Kelley / Don Blackburn / Harry Neale (Rick Ley)
1976-77 (WHA-HFD)	4th East Div.	Lost Quarterfinals	Harry Neale (Rick Ley)
1977-78 (WHA-HFD)	2nd of 8 teams	Lost Finals	Harry Neale (Rick Ley)
1978-79 (WHA-HFD)	4th of 6 teams	Lost Semifinals	Bill Dineen / Don Blackburn (Rick Ley)
1979-80 (NHL-HFD)	4th Norris Div.	Lost Preliminary	Don Blackburn (Rick Ley)
1980-81 (NHL-HFD)	4th Norris Div.	Out of Playoffs	Don Blackburn / Larry Pleau (Rick Ley / Mike Rogers)
1981-82 (NHL-HFD)	5th Adams Div.	Out of Playoffs	Larry Pleau (Dave Keon)
1982-83 (NHL-HFD)	5th Adams Div.	Out of Playoffs	Larry Kish / Larry Pleau / John Cuniff (Russ Anderson)
1983-84 (NHL-HFD)	5th Adams Div.	Out of Playoffs	Jack Evans (Mark Johnson)
1984-85 (NHL-HFD)	5th Adams Div.	Out of Playoffs	Jack Evans (Mark Johnson / Ron Francis)
1985-86 (NHL-HFD)	4th Adams Div.	Lost Division Finals	Jack Evans (Ron Francis)
1986-87 (NHL-HFD)	1st Adams Div.	Lost Div. Semifinals	Jack Evans (Ron Francis)
1987-88 (NHL-HFD)	4th Adams Div.	Lost Div. Semifinals	Jack Evans / Larry Pleau (Ron Francis)
1988-89 (NHL-HFD)	4th Adams Div.	Lost Div. Semifinals	Larry Pleau (Ron Francis)
1989-90 (NHL-HFD)	4th Adams Div.	Lost Div. Semifinals	Rick Ley (Ron Francis)
1990-91 (NHL-HFD)	4th Adams Div.	Lost Div. Semifinals	Rick Ley (Ron Francis until 12/90)
1991-92 (NHL-HFD)	4th Adams Div.	Lost Div. Semifinals	Jim Roberts (Randy Ladouceur)
1992-93 (NHL-HFD)	5th Adams Div.	Out of Playoffs	Paul Holmgren (Pat Verbeek)
1993-94 (NHL-HFD)	6th Northeast Div.	Out of Playoffs	Paul Holmgren / Pierre McGuire (Pat Verbeek)
1994-95 (NHL-HFD)	5th Northeast Div.	Out of Playoffs	Paul Holmgren (Pat Verbeek until 3/95)
1995-96 (NHL-HFD)	4th Northeast Div.	Out of Playoffs	Paul Holmgren / Paul Maurice (Brendan Shanahan)
1996-97 (NHL-HFD)	5th Northeast Div.	Out of Playoffs	Paul Maurice (Kevin Dineen)
1997-98 (NHL-CAR)	6th Northeast Div.	Out of Playoffs	Paul Maurice (Kevin Dineen)
1998-99 (NHL-CAR)	1st Southeast Div.	Lost Conf. Quarterfinals	Paul Maurice (Keith Primeau)
1999-00 (NHL-CAR)	3rd Southeast Div.	Out of Playoffs	Paul Maurice (Ron Francis)
2000-01 (NHL-CAR)	2nd Southeast Div.	Lost Conf. Quarterfinals	Paul Maurice (Ron Francis)
2001-02 (NHL-CAR)	1st Southeast Div.	Lost Stanley Cup Finals	Paul Maurice (Ron Francis)
2002-03 (NHL-CAR)	5th Southeast Div.	Out of Playoffs	Paul Maurice (Ron Francis)
2003-04 (NHL-CAR)	3rd Southeast Div.	Out of Playoffs	Paul Maurice / Peter Laviolette (Ron Francis until 3/04)
2005-06 (NHL-CAR)	1st Southeast Div.	Won Stanley Cup	Peter Laviolette (Rod Brind'Amour)
2006-07 (NHL-CAR)	3rd Southeast Div.	Out of Playoffs	Peter Laviolette (Rod Brind'Amour)
2007-08 (NHL-CAR)	2nd Southeast Div.	Out of Playoffs	Peter Laviolette (Rod Brind'Amour)
2008-09 (NHL-CAR)	2nd Southeast Div.	Lost Conf. Finals	Peter Laviolette / Paul Maurice (Rod Brind'Amour)
2009-10 (NHL-CAR)	3rd Southeast Div.	Out of Playoffs	Paul Maurice (Rod Brind'Amour / Eric Staal)
2010-11 (NHL-CAR)	3rd Southeast Div.	Out of Playoffs	Paul Maurice (Eric Staal)
2011-12 (NHL-CAR)	5th Southeast Div.	Out of Playoffs	Paul Maurice / Kirk Muller (Eric Staal)
2012-13 (NHL-CAR)	3rd Southeast Div.	Out of Playoffs	Kirk Muller (Eric Staal)

NHL HOME AND ROAD RECORDS

HOME ICE RECORD									ROAD ICE RECORD									OVERALL REGULAR SEASON RECORD								
YEAR	GP	W	L	T	OTL	PTS	GF	GA	GP	W	L	T	OTL	PTS	GF	GA	GP	W	L	T	OTL	PTS	GF	GA		
1979-80	40	22	12	6		50	179	141	40	5	22	13		23	124	171	80	27	34	19		73	303	312		
1980-81	40	14	17	9		37	158	169	40	7	24	9		23	134	203	80	21	41	18		60	292	372		
1981-82	40	13	17	10		36	136	152	40	8	24	8		24	128	199	80	21	41	18		60	264	351		
1982-83	40	13	22	5		31	147	169	40	6	32	2		14	114	234	80	19	54	7		45	261	403		
1983-84	40	19	16	5		43	158	150	40	9	26	5		23	130	170	80	28	42	10		66	288	320		
1984-85	40	17	18	5		39	137	148	40	13	23	4		30	131	170	80	30	41	9		69	268	318		
1985-86	40	21	17	2		44	181	153	40	19	19	2		40	151	149	80	40	36	4		84	332	302		
1986-87	40	26	9	5		57	150	112	40	17	21	2		36	137	158	80	43	30	7		93	287	270		
1987-88	40	21	14	5		47	134	124	40	14	24	2		30	115	143	80	35	38	7		77	249	267		
1988-89	40	21	17	2		44	156	145	40	16	21	3		35	143	145	80	37	38	5		79	299	290		
1989-90	40	17	18	5		39	134	135	40	21	15	4		46	141	133	80	38	33	9		85	275	268		
1990-91	40	18	16	6		42	128	128	40	13	22	5		31	110	148	80	31	38	11		73	238	276		
1991-92	40	13	17	10		36	120	126	40	13	24	3		29	127	157	80	26	41	13		65	247	283		
1992-93	42	12	25	5		29	141	176	42	14	27	1		29	143	193	84	26	52	6		58	284	369		
1993-94	42	14	22	6		34	123	129	42	13	26	3		29	104	159	84	27	48	9		63	227	288		
1994-95	24	12	10	2		26	64	65	24	7	14	3		17	63	76	48	19	24	5		43	127	141		
1995-96	41	22	15	4		48	134	120	41	12	24	5		29	103	139	82	34	39	9		77	237	259		
1996-97	41	23	15	3		49	116	108	41	9	24	8		26	110	148	82	32	39	11		75	226	256		
1997-98	41	16	18	7		39	106	109	41	17	23	1		35	94	110	82	33	41	8		74	200	219		
1998-99	41	20	12	9		49	110	96	41	14	18	9		37	100	106	82	34	40	18		86	210	202		
1999-00	41	20	16	5	0	45	99	102	41	17	19	5	0	39	118	114	82	37	35	10	0	84	217	216		
2000-01	41	23	15	3	0	49	129	115	41	15	17	6	3	39	83	110	82	38	32	9	3	88	212	225		
2001-02	41	15	13	11	2	43	98	105	41	20	13	5	3	48	119	112	82	35	26	16	5	91	217	217		
2002-03	41	12	17	9	3	36	84	102	41	10	26	2	3	25	87	138	82	22	43	11	6	61	171	240		
2003-04	41	13	18	8	2	36	85	100	41	15	16	6	4	40	87	109	82	28	34	14	6	76	172	209		
2005-06	41	31	8	2		64	153	127	41	21	14	6		48	141	133	82	52	22	8		112	294	260		
2006-07	41	21	16	4		46	128	131	41	19	18	4		42	113	122	82	40	34	8		88	241	253		
2007-08	41	24	13	4		52	140	119	41	19	20	2		40	110	127	82	43	33	6		92	250	246		
2008-09	41	26	14	1		53	115	106	41	19	16	6		44	121	115	82	45	30	7		97	236	221		
2009-10	41	21	17	3		45	122	124	41	14	20	7		35	108	132	82	35	37	10		80	226	251		
2010-11	41	22	14	5		49	126	114	41	18	17	6		42	110	125	82	40	31	11		91	236	239		
2011-12	41	20	14	7		47	106	110	41	13	19	9		35	107	133	82	33	33	16		82	213	243		
2012-13	24	9	14	1		19	67	83	24	10	11	3		23	61	77	48	19	25	4		42	128	160		
33-YR. TOTALS	1308	611	516	174	7	1403	4164	4093	1308	457	679	159	13	1086	3767	4657	2616	1068	1196	333	20	2489	7884	8746		
33-YR. AVG.	40	19	16	5	1*	43	126	124	40	14	21	5	3*	33	114	141	79	32	36	10	4*	75	239	265		

* – 5 year average

ALL-TIME ATTENDANCE

SEASON	REGULAR SEASON ATTENDANCE	NUMBER OF GAMES	REGULAR SEASON AVERAGE	PLAYOFF ATTENDANCE	PLAYOFF AVERAGE	TOTAL OVERALL ATTENDANCE	OVERALL AVERAGE	PERCENT OF CAPACITY
1979-80 (HFD)	394,228	40	9,856	(1) 14,460	14,460	408,688	9,968	91.9%
1980-81 (HFD)	461,008	40	11,525	—	—	461,008	11,525	79.4%
1981-82 (HFD)	456,510	40	11,413	—	—	456,510	11,413	78.7%
1982-83 (HFD)	427,819	40	10,695	—	—	427,819	10,695	73.5%
1983-84 (HFD)	459,525	40	11,488	—	—	459,525	11,488	77.6%
1984-85 (HFD)	481,059	40	12,026	—	—	481,059	12,026	81.2%
1985-86 (HFD)	510,753	40	12,769	(4) 60,504	15,126	571,257	12,983	85.8%
1986-87 (HFD)	569,219	40	14,230	(3) 45,378	15,126	614,597	14,293	94.5%
1987-88 (HFD)	582,969	40	14,574	(3) 45,507	15,169	628,476	14,616	95.9%
1988-89 (HFD)	556,823	40	13,921	(2) 25,608	12,804	582,431	13,867	91.1%
1989-90 (HFD)	548,025	40	13,701	(3) 46,605	15,535	594,630	13,829	88.9%
1990-91 (HFD)	497,224	40	12,431	(3) 45,468	15,156	542,692	12,621	80.7%
1991-92 (HFD)	433,289	40	10,832	(3) 25,061	8,354	458,350	10,659	68.2%
1992-93 (HFD)	433,918	41	10,583	—	—	433,918	10,583	67.7%
1993-94 (HFD)	430,159	41	10,492	—	—	430,159	10,492	67.1%
1994-95 (HFD)	284,050	24	11,835	—	—	284,050	11,835	75.7%
1995-96 (HFD)	491,315	41	11,983	—	—	491,315	11,983	76.6%
1996-97 (HFD)	559,939	41	13,657	—	—	559,939	13,657	93.2%
1997-98 (CAR)	373,422	41	9,108	—	—	373,422	9,108	57.3%
1998-99 (CAR)	335,696	41	8,188	(3) 33,177	11,059	368,873	8,383	75.8%
1999-00 (CAR)	508,424	41	12,400	—	—	508,424	12,400	66.2%
2000-01 (CAR)	547,585	41	13,356	(3) 50,594	16,865	598,179	13,595	72.6%
2001-02 (CAR)	635,868	41	15,509	(11) 203,497	18,500	839,365	16,142	86.2%
2002-03 (CAR)	642,973	41	15,682	—	—	642,973	15,682	83.7%
2003-04 (CAR)	505,534	41	12,330	—	—	505,534	12,330	65.8%
2005-06 (CAR)	639,454	41	15,596	(14) 263,216	18,801	902,670	16,421	87.6%
2006-07 (CAR)	712,861	41	17,387	—	—	712,861	17,387	93.3%
2007-08 (CAR)	681,962	41	16,633	—	—	681,962	16,633	89.0%
2008-09 (CAR)	679,488	41	16,573	(8) 147,823	18,478	827,311	16,884	90.4%
2009-10 (CAR)	624,873	41	15,241	—	—	624,873	15,241	81.6%
2010-11 (CAR)	656,611	40	16,415	—	—	656,611	16,415	87.9%
2011-12 (CAR)	657,747	41	16,042	—	—	657,747	16,042	85.9%
2012-13 (CAR)	421,451	24	17,560	—	—	421,451	17,560	94.0%
TOTALS	17,201,781	1,305	13,181	(61) 1,006,898	16,507	18,208,679	13,330	

Note: The franchise moved from the Hartford Civic Center (cap. 14,660) to the Greensboro Coliseum (cap. 15,902) following the 1996-97 season. During the 1998-99 season, the official capacity at the Greensboro Coliseum was 11,059. The team played its first season at the Entertainment & Sports Arena (18,730) in Raleigh during the 1999-00 campaign. The Entertainment & Sports Arena was renamed the RBC Center in September 2002, and the capacity of the RBC Center changed to 18,639 in October 2006. The RBC Center's capacity changed again in 2007 to 18,680. On March 15, 2012, the RBC Center was renamed PNC Arena.

BEST RECORD AFTER GAMES 1-84

AFTER	POINTS	SEASON(S)	AFTER	POINTS	SEASON(S)	AFTER	POINTS	SEASON(S)
1 game	2	85-86, 86-87, 95-96, 96-97, 99-00, 01-02, 08-09, 10-11	26 games	34	05-06	56 games	80	05-06
			27 games	36	05-06	57 games	82	05-06
			28 games	38	05-06	58 games	84	05-06
2 games	4	85-86, 95-96, 96-97, 99-00, 01-02, 08-09, 10-11	29 games	38	05-06	59 games	86	05-06
			30 games	40	05-06	60 games	88	05-06
			31 games	42	05-06	61 games	90	05-06
3 games	6	95-96	32 games	44	05-06	62 games	91	05-06
4 games	8	95-96	33 games	46	05-06	63 games	91	05-06
5 games	9	95-96	34 games	48	05-06	64 games	92	05-06
6 games	10	96-97	35 games	49	05-06	65 games	94	05-06
7 games	11	91-92	36 games	49	05-06	66 games	96	05-06
8 games	11	91-92, 96-97, 05-06, 07-08	37 games	50	05-06	67 games	96	05-06
			38 games	52	05-06	68 games	96	05-06
9 games	13	05-06, 07-08	39 games	54	05-06	69 games	98	05-06
10 games	15	05-06, 07-08	40 games	56	05-06	70 games	98	05-06
11 games	17	05-06	41 games	58	05-06	71 games	100	05-06
12 games	19	05-06	42 games	60	05-06	72 games	100	05-06
13 games	21	05-06	43 games	62	05-06	73 games	102	05-06
14 games	23	05-06	44 games	64	05-06	74 games	102	05-06
15 games	25	05-06	45 games	66	05-06	75 games	104	05-06
16 games	25	05-06	46 games	68	05-06	76 games	106	05-06
17 games	27	05-06	47 games	68	05-06	77 games	108	05-06
18 games	29	05-06	48 games	70	05-06	78 games	108	05-06
19 games	29	05-06	49 games	72	05-06	79 games	109	05-06
20 games	29	05-06	50 games	74	05-06	80 games	111	05-06
21 games	29	05-06	51 games	76	05-06	81 games	112	05-06
22 games	31	05-06	52 games	78	05-06	82 games	112	05-06
23 games	31	05-06	53 games	78	05-06	83 games	61	93-94
24 games	33	05-06	54 games	80	05-06	84 games	63	93-94
25 games	34	05-06	55 games	80	05-06	(schedule increased to 84 games in 1992-93)		

- 0 Neil Sheehy
- 1 Arturs Irbe, Jamie Storr, Kirk McLean, Sean Burke, Mike Liut, Ed Staniowski, Mike Veisor, Al Smith
- 2 Glen Wesley, Rick Ley (Retired February 17, 2009 in honor of Glen Wesley)
- 3 Steve Chiasson, Brian Glynn, Zarley Zalapski, Doug Crossman, Joel Quenneville, Stuart Smith, Paul Shmyr, Al Sims
- 4 **Andrej Sekera**, Jamie McBain, Aaron Ward, Dennis Seidenberg, Kevin Hatcher, Nolan Pratt, Gerald Diduck, Frantisek Kucera, James Patrick, Eric Weinrich, Dan Kecmer, Rob Brown, Jergus Baca, Steve Dykstra, Jim Pavese, Charlie Bourgeois, Dana Murzyn, Richie Dunn, Mickey Volcan, Fred Arthur, Ron Francis, Andre Lacroix
- 5 **Mike Komisarek**, Marc-Andre Gagnani, Bryan Allen, Brian Pothier, Frantisek Kaberle, Marek Malik, Kevin Haller, Alexander Godynuk, Bryan Marchment, Steve Konroyd, Ulf Samuelsson, Pierre Lacroix, Mark Howe
- 6 **Tim Gleason**, Bret Hedican, Adam Burt, Mark Paterson, Blake Wesley, Tommy Abrahamsson, Ron Plumb, Jean Savard
- 7 **Ryan Murphy**, Ian White, Niclas Wallin, Curtis Leschyshyn, Brian Glynn, Randy Cunneyworth, Brian Lawton, Stewart Gavin, David Jensen, Russ Anderson, Steve Stoyanovich, Rick MacLeish, Gordie Roberts
- 8 **Kevin Westgarth**, Jaroslav Spacek, Patrick O'Sullivan, Matt Cullen, Tim Gleason, Bob Boughner, Sandis Ozolinsh, Geoff Sanderson, Mark Greig, Jody Hull, Mike Millar, Risto Siltanen, Garry Howatt, Ray Allison
- 9 Gordie Howe
- 10 Ron Francis, Gary Roberts, Andrei Nikolishin, Brad McCrimmon, Ray Neufeld, Tim Sheehy, Alan Hangeleben (Retired January 28, 2006 in honor of Ron Francis)
- 11 **Jordan Staal**, Zach Boychuk, Justin Williams, Jeff Daniels, Kevin Dineen, Andrei Nikolishin, Yvon Corrivau, John Cullen, Paul Fenton, Paul Lawless, Jody Douglas, Greg Carroll
- 12 **Eric Staal**, Craig MacDonald, Steven Rice, Darren Turcotte, Barry Nieckar, Tim Kerr, Murray Craven, Dean Evason, Mark Johnson, Dan Bourbonnais, Mike Antonovich, Tom Rowe
- 13 **Jared Staal**, Anthony Stewart, Ray Whitney, Bates Battaglia, Andrei Nikolishin, Ted Drury, Geoff Sanderson, Carey Wilson
- 14 **Nathan Gerbe**, Andreas Nodl, Sergei Samsonov, Kevyn Adams, Steve Halko, Kevin Haller, Kevin Smyth, Paul Ranheim, Jim Sandlak, Chris Govedaris, Don Maloney, Mark Reeds, Bill Gardner, Greg Malone, Michel Galarneau, Dave Keon
- 15 **Tuomo Ruutu**, Brad Isbister, Marty Murray, Harold Druken, Kevyn Adams, Byron Ritchie, Scott Daniels, Kelly Chase, Todd Harkins, Brian Propp, Joe Day, John Cullen, Dave Tippett, Norm Dupont, Glenn Merkosky, Dan Fridgen, Paul MacDermid, Dave Debol, Michel Galarneau, Garry Howatt, Rob McClanahan
- 16 **Elias Lindholm**, Brandon Sutter, Andrew Ladd, Ryan Bayda, Tommy Westlund, Jeff Daniels, Nelson Emerson, Pat Verbeek, Sylvain Turgeon, George Lyle, Michel Galarneau, Bobby Hull, Bill Bennett
- 17 Rod Brind'Amour, Jeff Daniels, Chris Murray, Scott Daniels, Ted Drury, Mark Greig, Todd Krygier, Brent Peterson, Wayne Babych, Ray Neufeld, Mike Rogers (Retired February 18, 2011 in honor of Rod Brind'Amour)
- 18 Adam Hall, Zach Boychuk, Jon Matsumoto, Stephane Yelle, Ryan Bayda, Mark Recchi, Mike Zigomanis, Mike Rucinski, Robert Kron, Paul Cyr, Jim Thomson, Scot Kleinendorst, Mike Crombeen, Greg Adams, Marty Howe, Mike Fidler, Don Gillen
- 19 **Jiri Tlustý**, Trevor Letowski, Radim Vrbata, Chris Dingman, Rob DiMaio, Jeff O'Neill, Nelson Emerson, Johnny McKenzie
- 20 **Riley Nash**, Troy Bodie, Michael Ryan, Dan LaCouture, Jan. Hlavac, Darren Langdon, Sandy McCarthy, Glen Wesley, Kevin Smyth, Nick Kypreos, Yvon Corrivau, John Anderson, Mike Hoffman, Mike Zuke, Merlin Malinowski, Rick Meagher, Mark Renaud
- 21 **Drayson Bowman**, Jeff Heerema, David Tanabe, Josh Holden, Ron Francis, Jeff Brown, Andrew Cassels, Sylvain Cote, Blaine Stoughton
- 22 **Zac Dalpe**, Josef Melichar, Mike Commodore, Sean Hill, Jeff Brown, Mark Janssens, Ed Kastelic, Gord Sherven, Dave Williams, Shane Churla, Jorgen Pettersson, Mike Hoffman, Dave Lumley, Doug Sulliman, Jeff Brubaker
- 23 **Jeremy Welsh**, Alexei Ponikarovsky, Steven Goertzen, Zach Boychuk, Derrick Walser, Pavel Brendl, Martin Gelinas, Marek Malik, Jocelyn Lemieux, Paul Gillis, James Black, Lee Norwood, Paul MacDermid, Wally Weir, Ed Hospodar, Gilles Lupien, Nick Fotiu, Mike McDougal
- 24 Bobby Sanguinetti, Scott Walker, Andrew Hutchinson, Sami Kapanen, Jim Storm, Patrick Poulin, Bobby Holik, Tom Martin, Pat Hughes, Dave Barr, Tim Bothwell, Chris Kotsopoulos, Kevin Kemp, Mike Fidler, Maynard Schurman, Bernie Johnston
- 25 **Joni Pitkanen**, Shane Willis, Bruno St. Jacques, Jason McBain, Bob McGill, Terry Yake, Mark Bergevin, Barry Pederson, Jeff Parker, Grant Jennings, Mike McEwen, Dave Williams, Brad Shaw, Bobby Crawford, Mike Renaud, Pierre Larouche, Norm Barnes, Russ Anderson, Steve Alley, Jim Warner
- 26 Erik Cole, Ray Sheppard, Steve Martins, Jocelyn Lemieux, Brian Propp, Jim Agnew, Mark Hunter, Ray Ferraro, Tony Currie, Bob Sullivan, Don Nachbaur
- 27 **Justin Faulk**, Derek Joslin, Brett Carson, Craig Adams, Rod Brind'Amour, Steve Leach, Derek King, Jeff Brown, Kelly Chase, Bryan Marchment, Doug Houda, Scott Young, Doug Jarvis, Marty Howe, Steve Alley, Brian Hill, Warren Miller, Bob Stephenson
- 28 **Alexander Semin**, Justin Faulk, Bryan Rodney, Jamie McBain, Wade Brookbank, Andrew Hutchinson, Brad DeFauw, Steve Halko, Paul Ranheim, Mike Tomlak, Lindsay Carson, Paul Lawless, Pat Boutette, Ross Yates, Randy MacGregor, Mark Renaud, Pierre Larouche, Bob Stephenson, Rob McClanahan
- 29 Tim Wallace, Ryan Carter, Tom Kostopoulos, Bryan Rodney, Joey Mormina, Martin Gerber, Mike Watt, Kevin Brown, Jason Muzzatti, Marc Potvin, Randy Ladouceur, Paul Fenton, Kevin Dineen, Paul MacDermid, Tom Rowe, Jack McIlhargey, Archie Henderson, Chuck Luksa
- 30 **Cam Ward**, Patrick DesRochers, Jean-Marc Pelletier, Mark Fitzpatrick, Mike Fountain, Jeff Reese, Mike Lenarduzzi, Peter Sidorkiewicz, Greg Millen, Ken Holland
- 31 **Anton Khudobin**, Dan Ellis, Justin Pogge, Tyler Moss, Craig MacDonald, Mario Gosselin, Daryl Reaugh, Jim McKenzie, Bob Bodak, Richard Brodeur, Steve Weekes, Dan Bourbonnais, Mike Veisor, Gerry McDonald, Mike Fidler, Don Nachbaur, Greg Carroll
- 32 **Zach Boychuk**, Oskar Osala, Stu Grimson, Steve Martins, Igor Chibirev, Murray Craven, Brad Shaw, Torrie Robertson, Mike McDougal, Dan Fridgen, Rick Hodgson, Mark Renaud, Mickey Volcan, Larry Giroux
- 33 **Mark Flood**, Brian Boucher, Derek Joslin, Anton Babchuk, Bryan Rodney, Joey Tetarenko, David Karp, Bates Battaglia, Jimmy Carson, Ted Crowley, Jim McKenzie, Carey Wilson, Norm Maciver, Brad Shaw, John Newberry, Mark Fusco, Gerry McDonald, Rick Hodgson, Jeff Brownschidle, Stuart Smith, Jack McIlhargey
- 34 Manny Legace, Joe Jensen, Dave Gove, Steve Martins, Jamie Leach, Mikael Andersson, Jack Brownschidle, Dan Fridgen, Reid Bailey, Randy Gilhen, Paul Marshall
- 35 **Justin Peters**, Kevin Nastiuk, Tom Barrasso, Jean-Marc Pelletier, Eric Fichaud, Pat Jablonski, Jeff Reese, Mike Lenarduzzi, Corrie D'Alessio, Kay Whitmore, Mike Vellucci, Scot Kleinendorst, John Garrett
- 36 Jussi Jokinen, Michael Ryan, Brandon Nolan, Jesse Boulerice, Greg Koehler, Glen Featherstone, Michael Nylander, Daniel Shank, Marc Bergevin, Yves Courteau, Gord Sherven, Paul MacDermid
- 37 **Aaron Palushaj**, Tim Brent, Keith Aucoin, Tomas Kurka, Trevor Kidd, Jeff Daniels, Dan Kecmer, Patrick Poulin, Chris Tancill, Dallas Gaume
- 38 **Matt Corrente**, Tim Conboy, Allan Rourke, Scott Pellerin, Robert Kron, Terry Yake, Mark Reeds, Brad Shaw, Randy Pierce, Randy MacGregor
- 39 **Patrick Dwyer**, Doug Weight, Brad DeFauw, Pat Jablonski, Enrico Ciccone, Kelly Chase, Robert Petrovicky
- 40 **Daniel Altshuler**, Tripp Tracy, Frank Pietrangelo, Jergus Baca, Al Tuer, Greg Britz, Mike Hoffman, Bob Hess
- 41 **Danny Biega**, Andrew Alberts, Nolan Pratt, Allen Pedersen, Joe Day, Jim Culhane
- 42 **Brett Sutter**, Tim Gleason, Jeff Heerema, Brian Chapman, Marc Laforge
- 43 **Erik Karlsson**
- 44 **Jay Harrison**, Patrick Eaves, Kent Manderville, Gerald Diduck, Chris Pronger, Paul Gillis, Rob Brown, Dave Babych, Niklas Nordgren
- 45 **Keegan Lowe**, Alexandre Picard, David Tanabe, Shane Willis, John Stevens
- 46 **Trevor Carrick**, Mike Zigomanis, Mike Rucinski, Kevin Brown, Jim Storm, Todd Richards
- 47 **Michal Jordan**, Marc-Andre Bergeron, Michal Jordan, John Grahame, Brad Fast, Ryan Bayda, Jean-Sebastien Giguere, Michel Picard
- 48 **Brody Sutter**, Anton Babchuk, Nikos Tselios, Scott Daniels
- 49 **Victor Rask**, Michael Leighton, Ross McKay
- 51 **Brock McGinn**, Tomas Kaberle, Jeff Hamilton, Danny Richmond, Andrei Kovalenko
- 52 **Justin Shugg**, Damian Surma, Jim Sandlak
- 53 **Jeff Skinner**, Casey Borer, Greg Kuznik
- 55 **Austin Levi**, Danny Markov, Pavel Brendl, Keith Primeau
- 56 Jakub Petruzalek, Brett Lysak
- 57 **Tommi Kivisto**
- 58 **Chris Terry**
- 59 Chad LaRose
- 60 Justin Peters
- 61 **Sergey Tolchinsky**, Cory Stillman
- 62 **Rasmus Rissanen**, Jaroslav Svoboda
- 63 Dwight Helminen, Josef Vasicek
- 64 **Beau Schmitz**
- 65 **Ron Hainsey**
- 67 **Brent Pedersen**, Jerome Samson
- 68 **Tyler Gault**
- 70 **Mike Murphy**, Oleg Tverdovsky
- 71 Jerome Samson, Tomas Malec
- 72 **Nicolas Blanchard**, Dave Semenko
- 73 **Brett Bellemore**
- 77 Joe Corvo, Anson Carter, Paul Coffey
- 80 John Muse, Kevin Weekes
- 89 Darren Turcotte
- 92 Jeff O'Neill, Michael Nylander
- 94 Brendan Shanahan

ALL-TIME ROSTER

	YEARS	POS.-NO.	REGULAR SEASON					PLAYOFFS				
			GP	G	A	TP	PIM	GP	G	A	TP	PIM
-A-												
Abrahamsson, Christer	74-77	G-1/29	10	0	2	2	18	3	0	0	0	0
Signed August 1974 from Leksand IF of Swedish Elite League. Released, June 1977.												
Abrahamsson, Tommy	74-77/80-81	D-6/19	234	34	78	112	142	28	2	7	9	15
Signed August 1974 from Leksand IF of Swedish Elite League. Retired, July 1977. Re-signed from Swedish Elite League, June 1980. Released, June 1981.												
Adams, Craig	00-04, 05-08	RW-27	427	33	44	77	337	29	0	0	0	10
Selected in the NHL Entry Draft (Harvard), June 22, 1996. Signed with Anaheim as a free agent, August 2005. Acquired from Anaheim in exchange for Bruno St. Jacques, October 2005. Traded to Chicago in exchange for future considerations, January 17, 2008.												
Adams, Greg	82-83	LW-18	79	10	13	23	216	-	-	-	-	-
Acquired from Philadelphia Flyers with Ken Linseman and Flyers' No. 1 choice in 1983 (David A. Jensen) for Mark Howe, August 1982. Traded to Washington Capitals for Torrie Robertson, October 1983.												
Adams, Kevyn	02-07	C-14/15	300	38	34	72	167	48	1	0	1	18
Acquired from the Florida Panthers along with Bret Hedican and Tomas Malec for Sandis Ozolinsh and Byron Ritchie, January 16, 2002. Traded to Phoenix Coyotes for Dennis Seidenberg, January 8, 2007.												
Agnew, Jim	92-93	D-26	16	0	0	0	68	-	-	-	-	-
Signed as a free agent (Vancouver Canucks), June 1992. Retired, September 15, 1993.												
Ahearn, Kevin	72-74	LW-14/5	78	20	22	42	18	14	1	2	3	9
Selected in WHA Player Selection Draft, February 1972 (U.S. Olympic Team). Released, May 1974.												
Alberts, Andrew	09-10	D-41	62	2	8	10	74	-	-	-	-	-
Signed as a free agent, July 15, 2009. Traded to Vancouver in exchange for Vancouver's 2010 third-round draft pick, March 3, 2010.												
Allen, Bryan	11-12	D-5	101	1	18	19	95	-	-	-	-	-
Acquired from the Florida Panthers in exchange for Sergei Samsonov, February 28, 2011. Signed with Anaheim as a free agent, July 2012.												
Alley, Steve	79-81	LW-27/25	15	3	3	6	11	3	0	1	1	0
Claimed in WHA dispersal draft (Birmingham Bulls), June 1979. Released, May 1981.												
Allison, Ray	79-81	RW-8	70	17	12	29	13	2	0	1	1	0
Selected in NHL Entry Draft (Brandon, WHL), August 1979. Traded with Fred Arthur and first- and third-round 1982 draft picks (Ron Sutter, Miroslav Dvorak), to Philadelphia Flyers for Rick MacLeish, Don Gillen, Blake Wesley and Philadelphia's first, second- and third-round 1982 draft picks, July 1981 (Paul Lawless, Mark Paterson, Kevin Dineen).												
Anderson, John	85-89	LW-20	215	72	117	189	69	20	6	11	17	2
Acquired from Quebec Nordiques for Risto Siltanen, March 1986. Released, October 1989.												
Anderson, Russ	81-83	D-25/7	82	1	9	10	256	-	-	-	-	-
Acquired from Pittsburgh Penguins for eighth-round 1983 draft choice, December 1981. Released, June 1983.												
Andersson, Mikael	89-92	LW-34	175	35	60	95	28	12	0	5	5	8
Selected in 1989 NHL Waiver Draft from Buffalo Sabres, October 1989. Signed with Tampa Bay as a free agent, June 1992.												
Antonovich, Mike	77-80	LW-12	175	64	72	136	79	29	17	12	29	22
Acquired from Edmonton Oilers with Bill Butters for Brett Callighen and Ron Busniuk, February 1977. Released, May 1980.												
Arndt, Danny	75-77	C/LW-19	115	16	22	38	21	8	0	0	0	0
Selected in WHA Amateur Draft (Saskatoon, WCHL), June 1975. Traded to Edmonton Oilers with cash and "future considerations" (WHA rights to Dave Debol) for Dave Keon, Jack Carlson, Steve Carlson, John McKenzie and Dave Dryden, January 1977.												
Arthur, Fred	80-81	D-4	3	0	0	0	0	-	-	-	-	-
Selected as underage junior in NHL Draft (Cornwall, QMJHL), June 1980. Traded to Philadelphia Flyers with Ray Allison and first and third picks in the 1982 draft (Ron Sutter, Miroslav Dvorak) for Rick MacLeish, Don Gillen, Blake Wesley and the Flyers' first-, second- and third-round 1982 draft picks (Paul Lawless, Mark Paterson, Kevin Dineen), July 1981.												
Aucoin, Keith	06-08	C-37	53	5	10	15	14	-	-	-	-	-
Signed as a free agent, August 4, 2005. Signed with Washington as an unrestricted free agent, July 2008.												
-B-												
Babchuk, Anton	06-07/08-09/10	D-33/48	163	24	38	62	64	13	0	1	1	10
Acquired from the Chicago Blackhawks along with Chicago's fourth-round pick in 2007 for Danny Richmond and a fourth-round pick in 2006, January 2006. Traded to Calgary along with Tom Kostopoulos in exchange for Brett Sutter and Ian White, November 17, 2010.												
Babych, Dave	85-91	D-44	349	44	196	240	256	31	7	13	20	32
Acquired from Winnipeg Jets for Ray Neufeld, November 1985. Claimed by Minnesota North Stars in NHL Expansion Draft, May 1991.												
Babych, Wayne	85-87	RW-17	41	11	17	28	63	10	0	1	1	2
Acquired from the Quebec Nordiques for Greg Malone, January 1986. Retired, September 1987.												
Baca, Jergus	90-92	D-40	10	0	2	2	14	-	-	-	-	-
Selected in NHL Entry Draft, June 1990. Released, June 1992.												
Backstrom, Ralph	75-77	C/LW-9	115	31	50	81	36	20	5	4	9	8
Acquired from Ottawa Civics for "future considerations," January 1976. Retired, June 1977.												
Bailey, Reid	83-84	D-34	12	0	0	0	25	-	-	-	-	-
Signed as a free agent, December 1983. Released, June 1984.												
Barnes, Norm	80-82	D-25	74	2	14	16	101	-	-	-	-	-
Acquired with Jack McIlhargey from Philadelphia Flyers for a 1982 second-round draft choice (later transferred to Toronto, Peter Ihnacek), December 1980. Released, June 1982.												
Barr, Dave	86-87	RW-24	30	2	4	6	19	-	-	-	-	-
Acquired from St. Louis Blues for Tim Bothwell, October 1986. Traded to Detroit Red Wings for Randy Ladouceur, January 1987.												
Barrasso, Tom	01-02	G-35	34	0	0	0	4	-	-	-	-	-
Signed as a free agent, July 17, 2001. Traded to Toronto Maple Leafs for a fourth round pick in the 2003 NHL Entry Draft, March 15, 2002.												
Battaglia, Bates	97-03	LW-13/33	402	63	87	150	281	35	5	14	19	24
Acquired from Mighty Ducks of Anaheim for Mark Janssens, March 18, 1997. Traded to Colorado Avalanche in exchange for Radim Vrbata, March 11, 2003.												
Bayda, Ryan	03-04/06-09	LW-16/18/47	179	16	24	40	94	15	2	2	4	18
Selected in the NHL Entry Draft (North Dakota), June 24, 2000. Released July 2005. Signed as a free agent, August 4, 2006. Released, July 2009.												
Belanger, Eric	06-07	C-25	56	8	12	20	14	-	-	-	-	-
Acquired from the Los Angeles Kings along with defenseman Tim Gleason in exchange for defenseman Oleg Tverdokovsky and the rights to defenseman Jack Johnson, September 29, 2006. Traded to Nashville in exchange for center Josef Vasicek, February 9, 2007.												
Bellemore, Brett	13	D-73	8	0	2	2	7	-	-	-	-	-
Selected in the NHL Entry Draft (Plymouth, OHL), June 23, 2007.												

	YEARS	POS.-NO.	REGULAR SEASON					PIM	PLAYOFFS				
			GP	G	A	TP	GP		G	A	TP	PIM	
Bennett, Bill	79-80	LW-16	24	3	3	6	63	–	–	–	–	–	
Selected from Boston Bruins in the 1979 NHL Expansion Draft. Released, June 1980.													
Bergeron, Marc-Andre	13	D-47	13	0	4	4	5	–	–	–	–	–	
Acquired from Tampa Bay in exchange for forward Adam Hall and a 2013 seventh-round draft pick (186th overall - Joel Vermin), April 2, 2013. Released, July 2013.													
Bergevin, Marc	90-92	D-36/25	79	7	17	24	68	5	0	0	0	2	
Acquired from the New York Islanders for “future considerations,” October 1990. Signed with Tampa Bay Lightning as a free agent, July 1992.													
Berglund, Bill	73-75	G-1/30	5	0	0	0	0	–	–	–	–	–	
Signed from Rhode Island Eagles (AHL), September 1973. Retired, September 1974. Ended retirement, January 1975. Released, September 1975.													
Black, James	89-92	C-23	3	4	6	10	14	–	–	–	–	–	
Selected in NHL Entry Draft (Portland, WHL), June 1989. Traded to Minnesota North Stars for Mark Janssens, September 1992.													
Blackburn, Don	73-76	LW-22	146	40	74	114	34	12	3	6	9	6	
Signed from Minnesota North Stars, September 1973. Released, September 1975. Re-signed, November 1975. Retired to become head coach, December 1976.													
Blanchard, Nicolas	13	F-72	9	0	0	0	20	–	–	–	–	–	
Selected in the NHL Entry Draft (Chicoutimi, QMJHL), June 23, 2005.													
Bodak, Bob	89-90	LW-31	1	0	0	0	0	–	–	–	–	–	
Signed as a free agent, July 1988. Released, June 1990.													
Bodie, Troy	10-11	RW-20	50	1	2	3	54	–	–	–	–	–	
Claimed on waivers from the Anaheim Ducks, November 16, 2010. Released, July 2011.													
Bolduc, Danny	75-78	RW-21	88	15	13	28	51	30	3	10	13	8	
Signed as a free agent, March 1976. Signed with Detroit Red Wings as free agent, August 1978.													
Borer, Casey	08/10	D-53/55	16	1	2	3	9	–	–	–	–	–	
Selected in the NHL Entry Draft (St. Cloud State, WCHA), June 2004. Released, July 2011.													
Borgeson, Don	75-76	RW-22	31	9	8	17	4	3	1	1	2	0	
Acquired from Ottawa Civics with Ralph Backstrom for “future considerations,” January 1976. Placed on waivers and claimed by Calgary Cowboys, June 1976.													
Bothwell, Tim	85-87	D-24	66	3	8	11	53	10	0	0	0	8	
Purchased from St. Louis Blues, October 1985. Traded to St. Louis Blues for Dave Barr, October 1986.													
Boucher, Brian	11-12	G-33	10	0	0	0	0	–	–	–	–	–	
Signed as a free agent, July 2011. Traded to Philadelphia along with defenseman Mark Alt in exchange for forward Luke Pither, Jan. 13, 2013.													
Boughner, Bob	03-04	D-8	43	0	5	5	80	–	–	–	–	–	
Acquired from the Calgary Flames for a fourth-round pick in the 2004 draft (Kristopher Hogg) and future considerations, July 16, 2003. Traded to the Colorado Avalanche for defenseman Chris Bahen, a third-round pick in the 2004 draft (Casey Borer) and future considerations, February 20, 2004.													
Boulerice, Jesse	02-07	RW-36	150	8	2	10	286	–	–	–	–	–	
Acquired from Philadelphia for Greg Koehler, February 13, 2002. Traded to St. Louis along with Magnus Kahnberg, Mike Zigomanis, Carolina’s first-round pick in 2006 and Toronto’s fourth-round pick in 2006 for Doug Weight and Erkki Rajamaki, January 30, 2006. Signed as a free agent, August 2, 2006. Released July 2007.													
Bourbonnais, Dan	81-82/83-84	LW-12/31	59	3	25	28	11	–	–	–	–	–	
Selected in NHL Entry Draft (Calgary, WHL), June 1981. Released, June 1984.													
Bourgeois, Charles	87-88	D-4	1	0	0	0	0	0	0	0	0	0	
Acquired from St. Louis Blues with a third-round 1989 draft selection, previously traded to St. Louis Blues for Mark Reeds and upgraded to a second-round 1989 draft selection (Rick Corrieveau). Released, July 1989.													
Boutette, Pat	79-81/84-85	C/LW-28	160	47	91	138	286	3	1	0	1	6	
Acquired from Toronto Maple Leafs for Bob Stephenson, December 1979. Awarded to Pittsburgh Penguins with Kevin McClelland as compensation for Hartford signing Greg Millen, July 1981. Re-acquired from Pittsburgh Penguins for NHL rights to Ville Siren, November 1984. Released, July 1985.													
Bowman, Drayson	10-13	LW-21/23	106	11	10	21	37	–	–	–	–	–	
Selected in the NHL Entry Draft (Spokane, WHL), June 2007.													
Boychuk, Zach	08-13	C/LW-18/11/23	73	7	11	18	6	–	–	–	–	–	
Selected in the NHL Entry Draft (Lethbridge, WHL), June 20, 2008. Claimed on waivers by Pittsburgh, Jan. 31, 2013. Claimed on waivers from Nashville, March 21, 2013.													
Brendl, Pavel	03-04	RW-55/23	26	5	4	9	10	–	–	–	–	–	
Acquired along with Bruno St. Jacques from Philadelphia Flyers for Sami Kapanen and Ryan Bast, February 7, 2003. Traded to Phoenix for Krystofer Kolanos, December 28, 2005.													
Brent, Tim	11-13	C-37	109	12	15	27	35	–	–	–	–	–	
Signed as a free agent, July 2011. Released, July 2013.													
Brind’Amour, Rod	00-10	C-27/17	694	174	299	473	402	72	18	20	38	46	
Acquired from Philadelphia Flyers along with Jean-Marc Pelletier and a second-round pick in 2000 in exchange for Keith Primeau and a fifth-round pick on January 23, 2000. Retired as a player on June 30, 2010.													
Britz, Greg	86-87	RW-40	1	0	0	0	0	–	–	–	–	–	
Signed as a free agent (Toronto), October 1986. Released, July 1987.													
Brodeur, Richard	87-88	G-31	6	0	0	0	2	4	0	0	0	0	
Acquired from Vancouver Canucks for Steve Weeks, March 1988. Retired, November 1988.													
Brookbank, Wade	07-09	D/LW-28	59	2	1	3	166	–	–	–	–	–	
Signed as a free agent (Boston), July 3, 2007. Traded to Tampa Bay along with Josef Melichar and a 2009 fourth-round pick, February 7, 2009.													
Brown, Jeff	96-98	D-27/21	81	10	41	51	54	–	–	–	–	–	
Acquired from Vancouver Canucks in a three-team trade, December 20, 1995. The Whalers traded Jocelyn Lemieux and their second-round draft pick in 1998 NHL Entry Draft for Jim Dowd and New Jersey’s second-round pick in 1997. The Whalers then traded Dowd, a second pick in 1997 (Ryan Bonni), and Frantisek Kucera to Vancouver for Brown and Vancouver’s third-round draft pick in the 1998 NHL Entry Draft (pick traded to Dallas on Draft Day ’98 - Stars selected John Erskine). Traded to Toronto Maple Leafs for fourth-round draft pick in 1999 NHL Entry Draft, January 2, 1998.													
Brown, Kevin	96-98	RW-46	15	0	4	4	6	–	–	–	–	–	
Acquired from Mighty Ducks of Anaheim for Espen Knutsen on October 1, 1996.													
Brown, Rob	90-92	RW-4/44	86	34	39	73	136	5	1	0	1	7	
Acquired in a December 1990 trade from Pittsburgh Penguins for Scott Young. Traded to Chicago Blackhawks for Steve Konroyd, January 1992.													
Brownschidle, Jack	83-86	D-34	39	3	6	9	19	–	–	–	–	–	
Acquired on waivers from St. Louis Blues, March 1984. Released, July 1986.													
Brownschidle, Jeff	81-83	D-33	7	0	1	1	2	–	–	–	–	–	
Signed as free agent (Notre Dame), May 1981. Released, July 1984.													
Brubaker, Jeff	78-81	LW-22	58	5	4	9	114	3	0	0	0	12	
Selected in WHA Amateur Draft (Peterborough, OHA), June 1978. Selected by Montreal Canadiens in NHL Waiver Draft, October 1981.													

ALL-TIME ROSTER

	YEARS	POS.-NO.	REGULAR SEASON					PLAYOFFS				
			GP	G	A	TP	PIM	GP	G	A	TP	PIM
Burke, Sean	92-98	G-1	281	0	12	12	85	—	—	—	—	—
Acquired from New Jersey Devils with Eric Weinrich for Bobby Holik and a second-round 1993 draft pick (Jay Pandolfo), August 1992. Traded to the Vancouver Canucks along with Geoff Sanderson and Enrico Ciccone in exchange for Kirk McLean and Martin Gelinis, January 3, 1998.												
Burt, Adam	88-99	D-6	626	36	106	142	875	4	0	0	0	0
Selected in the NHL Entry Draft (North Bay, OHL), June 1987. Traded to Philadelphia Flyers for Andrei Kovalenko, March 6, 1999.												
Busniuk, Ron	75-77	D-5	66	1	12	13	196	17	0	2	2	14
Claimed in dispersal draft of folded Minnesota Fighting Saints, March 1976. Traded with Brett Callighen to Edmonton Oilers for Mike Antonovich and Bill Butters, February 1977.												
Butters, Bill	76-78	D-22	71	2	21	23	134	5	0	1	1	15
Acquired with Mike Antonovich from Edmonton Oilers for Brett Callighen and Ron Busniuk, February 1977. Cleared WHA waivers and signed with Minnesota North Stars, February 1978.												
Byers, Mike	72-76	RW-21	187	61	54	115	20	25	10	11	21	20
Acquired from Los Angeles Sharks for Mike Hyndman, February 1973. Sold to Cincinnati Stingers, February 1976.												
—C—												
Caffery, Terry	72-76	C-7	143	54	98	152	26	8	3	7	10	0
WHA rights acquired from Philadelphia Blazers for "future considerations," June 1972. Traded to Calgary Cowboys for an undisclosed draft choice and other considerations, October 1975.												
Callighen, Brett	76-77	C-22	33	6	10	16	41	—	—	—	—	—
Signed as a free agent (Kalamazoo, IHL), October 1976. Traded to Edmonton Oilers with Ron Busniuk for Mike Antonovich and Bill Butters, February 1977. Re-acquired from Edmonton Oilers for "future considerations," June 1977. Traded to Edmonton Oilers with Dave Dryden and two 1977 draft picks for Louis Levasseur, September 1977.												
Carleton, Wayne	74-76	C-9	107	47	60	107	56	6	2	5	7	14
Acquired from Toronto Toros for "future considerations" (Jim Dorey) and a second-round 1975 draft choice. Traded to Edmonton Oilers for Mike Rogers and "future considerations," January 1975.												
Carlson, Jack	76-79	LW-23	136	18	32	50	334	14	2	2	4	23
Acquired from Edmonton Oilers with Dave Dryden, Steve Carlson, Dave Keon and John McKenzie for Dan Arndt, "future considerations" (WHA rights to Dave Debol) and cash, January 1977. Traded to Minnesota North Stars for "future considerations," February 1979.												
Carlson, Steve	76-78	C/RW-26	69	10	16	26	51	18	2	7	9	11
Signed as a free agent after demise of the original Minnesota Fighting Saints, May 1976. Selected by Florida Breakers ("new" Minnesota Fighting Saints) in WHA Intra League Draft, May 1976. Acquired from Edmonton Oilers with Dave Dryden, Jack Carlson, Dave Keon and John McKenzie for "future considerations" (the rights to Dave Debol), cash and Dan Arndt, January 1977. Placed on waivers and claimed by Edmonton Oilers, May 1978.												
Carroll, Greg	77-78/79-80	C-11/31	119	22	33	55	51	—	—	—	—	—
Acquired with Bryan Maxwell from Cincinnati Stingers for WHA rights to Mike Liut and a second-round 1978 draft choice. Returned to Cincinnati Stingers for Ron Plumb, February 1978. Signed as a free agent after release by Detroit Red Wings, July 1979. Released, July 1990.												
Carson, Brett	08-11	D-27	72	2	10	12	20	—	—	—	—	—
Selected in the NHL Entry Draft (Calgary, WHL), June 2004. Claimed on waivers by the Calgary Flames, February 28, 2011.												
Carson, Jimmy	94-95	C-33	49	10	10	20	29	—	—	—	—	—
Signed as a free agent, July 1994. Released December 1995.												
Carson, Lindsay	87-88	LW-28	27	5	4	9	30	5	1	2	3	2
Acquired from Philadelphia Flyers for Paul Lawless, February 1988. Released, July 1989.												
Carter, Anson	07-07	RW-77	10	1	0	1	2	—	—	—	—	—
Acquired from the Columbus Blue Jackets in exchange for Carolina's fifth-round pick in 2008, February 23, 2007. Released, July 2007.												
Carter, Ryan	10-11	C-29	32	0	3	3	22	—	—	—	—	—
Acquired from the Anaheim Ducks in exchange for Stefan Chaput and Matt Kennedy, November 23, 2010. Traded to the Florida Panthers along with a 2011 fifth-round pick in exchange for Cory Stillman, February 22, 2011.												
Cassels, Andrew	91-97	C-21	438	97	254	351	220	7	2	4	6	6
Acquired from Montreal Canadiens for 1992 second-round pick (Valeri Bure), September 1991. Traded to Calgary along with Jean-Sebastien Giguere for Gary Roberts and Trevor Kidd, August 25, 1997.												
Chapman, Brian	90-92	D-42	3	0	0	0	29	—	—	—	—	—
Selected in NHL Entry Draft, June 1986. Released June 1993.												
Charlebois, Bob	73-75	LW-18	110	8	10	18	6	11	1	0	1	4
Acquired from Ottawa Civics for Brit Selby, June 1973. Retired, June 1976.												
Chase, Kelly	96-97	RW-15/27/39	111	3	10	13	493	—	—	—	—	—
Selected in 1995 NHL Waiver Draft. Traded to Toronto Maple Leafs for an eighth-round draft pick in 1998 (Jaroslav Svoboda), March 18, 1997.												
Chiasson, Steve	97-99	D-3	112	11	46	57	88	6	1	2	3	2
Acquired from Calgary Flames along with a third-round draft pick in 1997 (Francis Lessard) for Hnat Domenichelli, Glen Featherstone a second-round draft pick in 1997 (Dimitri Kokorev) and a third-round draft pick in 1998.												
Chibirev, Igor	93-94	C-32	37	4	11	15	2	—	—	—	—	—
Selected in NHL Entry Draft (Fort Wayne, IHL), June 1993. Released, June 1995.												
Churla, Shane	86-88	LW-22	22	0	1	1	92	2	0	0	0	42
Selected in NHL Entry Draft (Medicine Hat, WHL), June 1985. Traded to Calgary Flames with Dana Murzyn for Neil Sheehy, Carey Wilson and the rights to Lane MacDonald, January 1988.												
Ciccone, Enrico	97-98	D-39	14	0	3	3	83	—	—	—	—	—
Acquired from Chicago Blackhawks for Ryan Risadore and a 1998 fifth-round draft pick (Chicago traded pick to Toronto on Draft Day '98 - Toronto chose Morgan Warren), July 25, 1997. Traded to Vancouver Canucks along with Sean Burke and Geoff Sanderson for Kirk McLean and Martin Gelinis, January 3, 1998.												
Climie, Ron	74-77	L/RW-15	93	33	24	57	29	6	3	0	3	0
Acquired from Edmonton Oilers for Tim Sheehy, February 1975. Released, June 1977.												
Coffey, Paul	96-97, 98-00	D-77	133	16	42	58	86	5	0	1	1	2
Acquired from Detroit Red Wings with Keith Primeau and a 1997 first-round draft pick (Nikos Tselios) for Brendan Shanahan and Brian Glynn on October 9, 1996. Traded to Philadelphia Flyers with 1997 third-round draft pick (Kris Mallette) for Kevin Haller, a 1997 first-round pick (pick traded to San Jose Sharks [Scott Hannan] for 28th pick [Brad Defauw] and San Jose's third choice in 1998) and a 1997 seventh-round draft pick (Andrew Merrick) on December 15, 1996. Acquired from Chicago Blackhawks for Nelson Emerson, December 29, 1998. Signed by Boston Bruins as a free agent, July 13, 2000.												
Cole, Erik	01-08/09-11	RW-26	557	168	195	363	494	43	6	8	14	52
Selected in NHL Entry Draft (Clarkson, ECAC), June 27, 1998. Traded to the Edmonton Oiler in exchange for Joni Pitkanen, July 1, 2008. Re-acquired from Edmonton along with a 2009 fifth-round draft pick in exchange for Patrick O'Sullivan and a 2009 second-round draft pick, March 4, 2009. Signed as a free agent with the Montreal Canadiens, July 1, 2011.												

	YEARS	POS.-NO.	REGULAR SEASON					PLAYOFFS				
			GP	G	A	TP	PIM	GP	G	A	TP	PIM
Commodore, Mike	05-08	D-22	195	13	41	54	325	25	2	2	4	33
Acquired from Calgary for Atlanta's third-round draft pick (69th overall) - Gord Baldwin) in the 2005 draft, July 29, 2005. Traded to Ottawa along with forward Cory Stillman in exchange for defenseman Joe Corvo and right wing Patrick Eaves, February 11, 2008.												
Conboy, Tim	08-10	D/RW-38	59	0	6	6	121	3	0	0	0	0
Signed as a free agent, July 21, 2006. Signed with Buffalo in July 2010.												
Cooley, Gaye	75-76	G-29	—	—	—	—	—	1	0	0	0	0
Signed as a free agent on emergency basis, April 1976. Released at conclusion of 1976 playoffs.												
Corriveau, Yvon	89-94	LW-20/11	114	22	15	37	90	11	4	2	6	18
Acquired from the Washington Capitals for Mike Liut, March 1990. Traded to Washington Capitals to complete Kypreos for Hunter deal, August 1992. Re-acquired from San Jose Sharks to complete Michel Picard trade (October 1992), January 1993.												
Corvo, Joe	08-10/10-11/13	D-77	260	42	86	128	68	18	2	5	7	4
Acquired from the Ottawa Senators along with right wing Patrick Eaves in exchange for defenseman Mike Commodore and forward Cory Stillman, February 11, 2008. Traded to the Washington Capitals in exchange for Brian Pothier, Oskar Osala and Washington's 2011 second-round pick, March 3, 2010. Signed as a free agent, July 7, 2010. Traded to the Boston Bruins in exchange for Boston's 2012 fourth-round draft pick, July 5, 2011. Signed as a free agent, July 1, 2012. Released, July 2013.												
Cote, Sylvain	84-91	D-21	380	31	61	92	147	22	1	6	7	10
Selected in NHL Entry Draft (Quebec, QMJHL), June 1984. Traded to Washington Capitals for 1992 second-round draft pick (Andrei Nikolishin), September 1991.												
Courteau, Yves	86-87	RW-36	4	0	0	0	0	—	—	—	—	—
Acquired from Calgary Flames for Mark Paterson, October 1986. Retired, June 1988.												
Craven, Murray	91-93	LW-12/32	128	49	72	121	58	7	3	3	6	6
Acquired with a fourth-round 1992 draft pick (Kevin Smyth) from Philadelphia Flyers for Kevin Dineen, November 1991. Traded with a 1993 fifth-round draft pick (Scott Walker) to Vancouver Canucks for Robert Kron, a 1993 third-round draft pick (Marek Malik) and "future considerations" (Jim Sandlak), March 1993.												
Crawford, Bob	83-86	RW-25	182	64	59	123	56	—	—	—	—	—
Claimed from St. Louis Blues in NHL Waiver Draft, October 1983. Traded to New York Rangers for Mike McEwen, March 1986.												
Crombeen, Mike	83-85	RW-18	102	5	11	16	41	—	—	—	—	—
Claimed from St. Louis Blues in NHL Waiver Draft, October 1983. Released, July 1985.												
Crossman, Doug	90-91	D-3	41	4	19	23	19	—	—	—	—	—
Acquired in November 1990 trade with New York Islanders for Ray Ferraro and a 1992 fifth-round draft pick (Ryan Duthre). Traded to Detroit Red Wings for Doug Houda in February 1991.												
Crowley, Ted	93-94	D-33	21	1	2	3	10	—	—	—	—	—
Acquired from Toronto Maple Leafs in a trade for Mark Greig and a sixth-round 1995 draft pick (Doug Bonner), January 1994. Released, June 1994.												
Culhane, Jim	89-90	D-41	6	0	1	1	4	—	—	—	—	—
Selected in NHL Entry Draft (Western Michigan, CCHA), June 1984. Released, June 1990.												
Cullen, John	90-93	C-15/11	109	39	63	102	217	13	4	8	12	22
Acquired in a March 1991 trade with Zarek Zalapski and Jeff Parker from Pittsburgh Penguins for Ron Francis, Ulf Samuelsson and Grant Jennings. Traded to Toronto Maple Leafs for a second-round draft pick in 1993 (later traded to San Jose, Vlastimil Kroupa), November 1992.												
Cullen, Matt	05-06/07-10	C-8	266	72	109	181	118	43	7	17	24	26
Signed as a free agent, August 2004. Signed by the New York Rangers as a free agent, July 2006. Acquired from the New York Rangers in exchange for defenseman Andrew Hutchinson, center Joe Barnes and Carolina's third-round draft pick in 2008, July 17, 2007. Traded to Ottawa in exchange for defenseman Alexandre Picard and Ottawa's 2010 second-round pick, February 12, 2010.												
Cunniff, John	72-74	LW-17	63	10	10	20	30	18	2	2	4	2
Selected in WHA Player Selection Draft (Rochester, AHL), February 1972. Released, May 1974.												
Cunneyworth, Randy	89-94	LW-7	216	39	36	75	311	12	3	0	3	11
Acquired from Winnipeg Jets for Paul MacDermid, December 1989. Traded with Gary Suter and third-round 1995 draft pick (Kevin McKay) to Chicago Blackhawks for Frantisek Kucera and Jocelyn Lemieux, March 1994.												
Currie, Tony	83-85	RW-26	45	15	24	39	6	—	—	—	—	—
Signed as a free agent after release by Vancouver Canucks, January 1984. Traded to Edmonton Oilers for "future considerations," December 1984.												
Cyr, Paul	90-92	LW-18	87	12	16	28	126	6	1	0	1	10
Signed as a free agent, October 1990. Released, June 1993.												
-D-												
D'Alessio, Corrie	92-93	G-35	1	0	0	0	0	—	—	—	—	—
Acquired from Vancouver Canucks with a 1993 fifth-round draft pick (later traded back to Vancouver in Murray Craven trade) for Kay Whitmore, October 1992. Released, June 1993.												
Dalpe, Zac	10-13	F-22	41	5	5	10	4	—	—	—	—	—
Selected in NHL Entry Draft (Penticton, BCHL), June 21, 2008.												
Danby, John (Jake)	72-76	C-12/24	150	16	25	41	16	19	1	1	2	0
Selected in WHA Player Selection Draft (Boston University), February 1972. Released, May 1974.												
Daniels, Jeff	95-97/99-03	LW-37/17/11/16	272	8	12	20	45	29	0	3	3	2
Signed as a free agent on July 18, 1995. Claimed by the Nashville Predators in Expansion Draft, June 26, 1998. Signed as a free agent on August 31, 1999. , Retired November 2003.												
Daniels, Scott	92-96	LW-48/17/15	66	3	6	9	328	—	—	—	—	—
Selected in NHL Entry Draft (Regina, WHL), June 1989. Signed as a free agent with Philadelphia Flyers, June 1996.												
Day, Joe	91-93	LW-41/15	48	1	10	11	47	—	—	—	—	—
Selected in NHL Entry Draft, June 1987. Signed by New York Islanders as a free agent, August 1993.												
Debol, Dave	79-81	C-15	92	26	26	52	4	3	0	0	0	0
Selected in WHA Amateur Draft (Michigan, WCHA), May 1976. WHA rights traded to Edmonton Oilers to complete previous deal in which Hartford traded "future considerations," Dan Arndt and cash for Dave Keon, Jack Carlson, Steve Carlson, Dave Dryden and John McKenzie, June 1977. Claimed by Hartford in WHA Dispersal Draft (Cincinnati Stingers), June 1979. Released, June 1981.												
DeFauw, Brad	03	LW-39	9	3	0	3	2	—	—	—	—	—
Selected in NHL Entry Draft (North Dakota), June 20, 1997. Released, June 2004.												
DesRochers, Patrick	03	G-30	2	0	0	0	0	—	—	—	—	—
Acquired from the Phoenix Coyotes in exchange for Jean-Marc Pelletier, December 30, 2002. Released, June 2004.												
Diduck, Gerald	95-97	C-44/4	136	2	19	21	128	—	—	—	—	—
Signed as a free agent, August 1, 1995. Traded to Phoenix Coyotes for Chris Murray on March 18, 1997.												
DiMaio, Rob	00-01	LW-19	74	6	18	24	54	6	0	0	0	4
Acquired from NY Rangers along with Darren Langdon for Sandy McCarthy and a fourth round pick in 2001, August 4, 2000. Signed as a free agent with the Dallas Stars, July 1, 2001.												

ALL-TIME ROSTER

	YEARS	POS.-NO.	REGULAR SEASON					PLAYOFFS				
			GP	G	A	TP	PIM	GP	G	A	TP	PIM
Dineen, Kevin	84-91/95-99	RW-29/11	708	250	294	544	1439	44	17	14	31	109
Selected in third-round (Denver University) of 1982 NHL Entry Draft. Traded to Philadelphia Flyers for Murray Craven and a fourth-round 1992 draft pick (Kevin Smyth), November 1991. Re-acquired from Philadelphia for a seventh-round draft pick in 1997, who was reacquired as part of the Paul Coffey trade (Andrew Merrick), December 28, 1995. Signed by the Ottawa Senators as a free agent on September 2, 1999.												
Dingman, Chris	01-02	LW-19	30	0	1	1	77	—	—	—	—	—
Acquired from Colorado Avalanche in exchange for a fifth round pick in 2001, June 24, 2001. Traded to Tampa Bay Lightning along with Shane Willis in exchange for Kevin Weekes, March 5, 2002.												
Domenichelli, Hnat	96-97	LW-17	13	2	1	3	7	—	—	—	—	—
Traded to Calgary Flames along with Glen Featherstone, a second-round 1997 draft pick (Dimitri Kokorev) and a third-round 1998 draft pick for Steve Chiasson and a third-round draft pick (Francis Lessard) in 1997.												
Dorey, Jim	72-75	D-10	183	18	113	131	272	21	3	22	25	67
WHA rights acquired from Ottawa Nationals, July 1972. Traded to Toronto Toros to complete earlier trade for Wayne Carleton, December 1974.												
Douglas, Jordy	78-82	LW-11	213	62	50	112	127	10	4	0	4	23
Selected in WHA Amateur Draft, June 1978. Selected by Toronto Maple Leafs in NHL Reclaim Draft, but remained with Hartford as a priority selection for the expansion draft, June 1979. Traded to Minnesota North Stars to complete earlier trade in which Mark Johnson and Kent Erik Andersson came to Hartford in exchange for a 1984 fifth-round draft choice and "future considerations" (Jordy Douglas), October 1982.												
Druken, Harold	02-03	C-15	14	0	1	1	2	—	—	—	—	—
Acquired along with Jan. Hlavac from the Vancouver Canucks in exchange for Marek Malik and Darren Langdon, November 1, 2002. Claimed on waivers by Toronto, December 11, 2002. Claimed on waivers from Toronto, January 17, 2003. Traded to the Toronto Maple Leafs for Allan Rourke, May 29, 2003.												
Drury, Ted	93-95	C-17/13	50	4	11	15	31	—	—	—	—	—
Acquired with Gary Suter and Paul Ranheim from Calgary Flames for Zarley Zalapski, James Patrick and Michael Nylander, March 1994. Claimed by Ottawa Senators from Hartford in Waiver Draft, October 1995.												
Dunn, Richie	83-85	D-4	76	6	24	30	32	—	—	—	—	—
Acquired from Calgary Flames with Joel Quenneville for Mickey Volcan, July 1983. Released, June 1985.												
Dupont, Norm	83-84	LW-15	40	7	15	22	12	—	—	—	—	—
Acquired from Winnipeg Jets for a 1984 fourth-round draft pick (Chris Mills), July 1983. Released, June 1984.												
Dwyer, Patrick	08-13	RW-39	270	29	30	59	53	2	0	1	1	0
Signed as a free agent, July 7, 2006.												
Dykstra, Steve	89-90	D-4	9	0	0	0	2	—	—	—	—	—
Signed as a free agent, October 1989. Traded to Boston Bruins AHL affiliate, Maine Mariners, for Jeff Sirkka, February 1990.												
—E—												
Earl, Tom	72-77	RW-27	347	40	56	96	116	46	3	11	14	28
Selected in WHA Player Selection Draft (Kansas City Blues, CHL), February 1972. Rights traded to Cincinnati Stingers, June 1974. Re-acquired from Cincinnati, August 1974. Retired, April 1977.												
Eaves, Patrick	08-09	RW-44	85	7	12	19	35	18	1	2	3	13
Acquired from Ottawa along with defenseman Joe Corvo in exchange for defenseman Mike Commodore and left wing Cory Stillman, February 11, 2008. Traded to Boston along with a 2010 fourth-round pick in exchange for defenseman Aaron Ward, July 24, 2009.												
Ellis, Dan	13	G-31	19	0	2	2	0	—	—	—	—	—
Signed as a free agent, Jan. 13, 2013. Released, July 2013.												
Emerson, Nelson	95-98	RW-16	263	67	95	162	198	—	—	—	—	—
Acquired from Winnipeg Jets for Darren Turcotte, October 6, 1995. Traded to Chicago Blackhawks in exchange for Paul Coffey, December 29, 1998.												
Evason, Dean	84-91	C-12	412	87	148	235	597	38	8	15	23	108
Acquired from Washington Capitals with Peter Sidorkiewicz for David A. Jensen, March 1985. Traded to San Jose Sharks for Dan Keczmer, October 1991.												
—F—												
Fast, Brad	04	D-47	1	1	0	1	0	—	—	—	—	—
Selected in NHL Entry Draft (Prince George, BCJHL), June 26, 1999. Released, July 2005.												
Faulk, Justin	11-13	D-27/28	104	13	24	37	44	—	—	—	—	—
Selected in NHL Entry Draft (Minnesota-Duluth, WCHA), June 25, 2010.												
Featherstone, Glen	94-97	D-36	122	5	16	21	257	—	—	—	—	—
Acquired from the New York Rangers with Michael Stewart and a first-round draft choice in the 1995 NHL Entry Draft (Jean-Sebastien Giguere) and a fourth-round pick in the 1996 NHL Entry Draft (Steve Wasylo). Traded along with Hnat Domenichelli, a second-round draft pick, which was New Jersey's acquired in the Jocelyn Lemieux trade, in 1997 (Dimitri Kokorev), and a third-round draft pick (which was Vancouver's pick acquired in the Jeff Brown trade) in 1998 for Steve Chiasson and a third-round draft pick (Francis Lessard) in 1997.												
Fenton, Paul	84-86	LW-11/29	34	7	5	12	10	—	—	—	—	—
Signed as a free agent (Peoria Prancers, IHL), October 1983. Released, July 1986.												
Ferraro, Ray	84-90	C-26	442	157	194	351	435	33	7	11	18	24
Selected in NHL Entry Draft (Brandon, WHL), June 1982. Traded to the New York Islanders along with a 1992 fifth-round draft pick (Ryan Duthie) for Doug Crossman, February 1991.												
Fichaud, Eric	99-00	G-1	9	0	0	0	2	—	—	—	—	—
Acquired from the Nashville Predators for Carolina's 1999 fourth-round pick (Yevgeny Pavlov) and future considerations, June 26, 1999. Claimed off waivers by the Montreal Canadiens, February 11, 2000.												
Fidler, Mike	80-82	LW-31/24/18	40	9	10	19	4	—	—	—	—	—
Acquired from Minnesota North Stars for Gordie Roberts, December 1980. Released, December 1981.												
Fitzpatrick, Mark	00-00	G-30	3	0	0	0	0	—	—	—	—	—
Signed as a free agent, August 7, 1999.												
Fotiu, Nick	74-76/79-81	LW-23	226	19	15	34	424	23	5	2	7	90
Signed as a free agent from the Cape Cod Cubs (NAHL), June 1974. Signed with New York Rangers, June 1976. Selected by Hartford in NHL Expansion Draft, June 1979. Traded to New York Rangers for fifth-round 1981 draft pick (Bill Maguire), January 1981.												
Fountain, Mike	97-98	G-30	3	0	0	0	2	—	—	—	—	—
Signed as a free agent, August 14, 1997. Signed by Ottawa Senators as a free agent, July 31, 1999.												
Francis, Ron	81-91, 98-04	C-4/10/21	1,186	382	793	1,175	686	62	14	25	39	26
Selected in NHL Entry Draft (Sault St. Marie, OHL), June 1981. Traded to Pittsburgh Penguins along with Ulf Samuelsson and Grant Jennings for Zarley Zalapski, John Cullen and Jeff Parker, March 1991. Signed as a free agent, July 13, 1998. Traded to the Toronto Maple Leafs for a fourth-round pick in the 2005 NHL Entry Draft, March 9, 2004.												

	YEARS	POS.-NO.	REGULAR SEASON					PLAYOFFS				
			GP	G	A	TP	PIM	GP	G	A	TP	PIM
French, John	72-75	C/LW-11	226	60	124	184	102	26	8	15	23	4
Signed as a free agent from California Golden Seals organization (Baltimore Clippers), February 1972. Traded to San Diego Mariners for second-round 1976 draft pick, October 1975.												
Fridgen, Dan	81-83	LW-32/15/34	13	2	3	5	2	—	—	—	—	—
Signed as free agent (Colgate, ECAC), April 1982. Released, June 1984.												
Fusco, Mark	83-85	D-33	80	3	12	15	42	—	—	—	—	—
Signed as free agent, March 1985. Retired, October 1985.												
—G—												
Galarneau, Michel	80-83	C-16/15/14	78	7	10	17	34	—	—	—	—	—
Selected as underage junior in NHL Entry Draft (Hull, QMJHL), June 1982. Released, June 1984.												
Gardner, Bill	86-87	C-14	26	1	9	10	4	—	—	—	—	—
Acquired from Chicago Blackhawks for a third-round 1987 draft pick (Mike Dagenais), February 1986. Released, June 1987.												
Garrett, John	78-82	G-35	163	0	4	4	22	9	0	0	0	0
Acquired from Birmingham Bulls for "future considerations" September 1978. Traded to Quebec Nordiques for Michel Plasse and a 1983 fourth-round draft choice (Ron Chyzowski), December 1982.												
Gateman, John Martin	75-76	D-26	12	0	1	1	6	—	—	—	—	—
Signed as free agent (Providence Reds, AHL), September 1975. Released, June 1976.												
Gaume, Dallas	88-89	C-37	4	1	1	2	0	—	—	—	—	—
Signed as a free agent (Denver, WCHA), July 1986. Released, June 1990.												
Gavin, Stewart	85-88	RW-7	211	57	61	118	138	22	8	7	15	27
Acquired from Toronto Maple Leafs for Chris Kotsopoulos, October 1985. Claimed by Minnesota North Stars in 1988 NHL Waiver Draft.												
Gelinas, Martin	97-02	LW-23	348	75	90	165	226	35	3	8	11	18
Acquired from Vancouver Canucks along with Kirk McLean for Sean Burke, Geoff Sanderson, and Enrico Ciccone, January 3, 1998. Signed by Calgary Flames as free agent, July 2, 2002.												
Gerber, Martin	05-06	G-29	60	0	2	2	4	6	0	0	0	4
Acquired from the Mighty Ducks of Anaheim for Tomas Malec and a 2004 third-round draft pick (Kyle Klubertanz), June 18, 2004. Signed by the Ottawa Senators as a free agent, July 2006.												
Giguere, Jean-Sebastien	96-97	G-47	8	0	0	0	0	—	—	—	—	—
Selected in 1996 NHL Entry Draft (Halifax, QMJHL) in first round (13th overall). Traded to Calgary Flames along with Andrew Cassels for Gary Roberts and Trevor Kidd, August 25, 1997.												
Gilhen, Randy	82-83	RW-34	2	0	1	1	0	—	—	—	—	—
Selected in NHL Entry Draft (Winnipeg, WHL), June 1982. Released, June 1985.												
Gillen, Don	81-82	RW-18	34	1	4	5	22	—	—	—	—	—
Acquired from Philadelphia Flyers with Blake Wesley, Rick MacLeish and first-, second- and third-round 1982 draft picks (Paul Lawless, Mark Paterson, Kevin Dineen) for Ray Allison, Fred Arthur and Hartford's first- and third-round picks in the 1982 draft (Ron Sutter, Miroslav Dvorak), July 1981. Released, July 1984.												
Gillis, Paul	91-93	C-44/23	33	1	3	4	88	5	0	1	1	0
Acquired from Chicago Blackhawks for "future considerations," January 1992. Retired, June 1993 to become assistant coach.												
Giroux, Larry	79-80	D-32	47	2	5	7	44	3	0	0	0	2
Signed as free agent after release by St. Louis Blues, December 1979. Released, September 1980.												
Gleason, Tim	06-13	D-6/8/42	474	13	86	99	483	18	1	4	5	32
Acquired from the Los Angeles Kings along with Eric Belanger in exchange for defenseman Oleg Tverdovsky and the rights to defenseman Jack Johnson, September 29, 2006.												
Glynn, Brian	94-97	D-3/7	98	2	10	12	78	—	—	—	—	—
Selected in 1994-95 NHL Waiver Draft from Vancouver Canucks. Traded with Brendan Shanahan to Detroit Red Wings for Keith Primeau, Paul Coffey and a 1997 first-round draft pick (Nikos Tselios) on October 9, 1996.												
Godnyuk, Alexander	93-97	D-5	115	4	15	19	91	—	—	—	—	—
Acquired from Florida Panthers in trade for Jim McKenzie, December 1993. Traded along with a 1998 sixth-round draft pick to St. Louis Blues for Steve Leach, June 27, 1997.												
Goertzen, Steven	10	RW-23	6	0	0	0	5	—	—	—	—	—
Signed as a free agent, July 8, 2009.												
Gosselin, Mario	92-94	G-31	23	0	1	1	2	—	—	—	—	—
Signed as a free agent, September 1991. Retired, September 1994.												
Gove, David	06-06	C-34	2	0	1	1	0	—	—	—	—	—
Signed as a free agent, August 4, 2005. Traded to Pittsburgh in exchange for Joe Jensen, January 31, 2008.												
Govedaris, Chris	89-93	LW-14	33	2	4	6	10	—	—	—	—	—
Selected in NHL Entry Draft (Toronto, OHL), June 1988. Released, June 1993.												
Gragnani, Marc-Andre	13	D-5	1	0	0	0	0	2	0	0	0	0
Signed as a free agent, July 11, 2012. Released, July 2013.												
Grahame, John	06-08	G-47	45	0	4	4	6	—	—	—	—	—
Signed as a free agent, July 1, 2006. Signed as a free agent with Avangard Omsk (Russia), summer 2008.												
Green, Ted	72-75	D-6	210	29	70	99	118	22	1	6	10	29
Rights acquired from Winnipeg Jets, May 1972. Traded to Winnipeg, May 1975, for "future considerations."												
Greig, Mark	90-94	RW-8/17	74	5	17	22	64	—	—	—	—	—
Selected in NHL Entry Draft, June 1990 (Lethbridge, WHL). Traded with a sixth-round 1995 draft pick (Doug Bonner) to Toronto Maple Leafs for Ted Crowley, January 1994.												
Grimson, Stu	97-98	LW-32	157	5	6	11	422	—	—	—	—	—
Acquired off waivers from Detroit Red Wings on October 12, 1996. Traded to Mighty Ducks of Anaheim along with Kevin Haller in exchange for David Karpa and a fourth-round pick in 2000, August 11, 1998.												
—H—												
Halko, Steve	97-01, 02-03	D-14/28	155	0	15	15	71	4	0	0	0	2
Selected in 10th round of 1992 NHL Entry Draft. Traded to St. Louis Blues along with a fourth-round pick in the 2002 NHL Entry Draft in exchange for Sean Hill, December 5, 2001. Signed as a free agent, August 5, 2002. Retired, July 2003.												
Hall, Adam	13	RW-18	6	0	0	0	0	—	—	—	—	—
Claimed on waivers from Tampa Bay, March 16, 2013. Traded to Tampa Bay along with a 2013 seventh-round pick (186th overall - Joel Vermin) in exchange for defenseman Marc-Andre Bergeron.												

ALL-TIME ROSTER

	YEARS	POS.-NO.	REGULAR SEASON					PLAYOFFS				
			GP	G	A	TP	PIM	GP	G	A	TP	PIM
Haller, Kevin	96-98	D-14/5	100	5	11	16	142	—	—	—	—	—
Acquired along with a 1997 first-round draft pick (pick traded to San Jose for the 28th overall pick [Brad Defauw] and San Jose's third choice in 1998) and 1997 seventh-round draft pick (a reacquired Hartford pick [Andrew Merrick]) from Philadelphia Flyers for Paul Coffey on December 15, 1996. Traded to Mighty Ducks of Anaheim along with Stu Grimson in exchange for David Karpas and a fourth-round pick in 2000, August 11, 1998.												
Hamilton, Jeff	07-08	C-51	58	9	15	24	10	—	—	—	—	—
Signed as a free agent (Chicago), July 1, 2007. Released (buyout), June 25, 2008.												
Hangsleben, Alan	74-80	D/LW-17/10	371	39	89	128	506	47	4	12	16	97
Selected in the WHA Amateur Draft (North Dakota, WCHA), May 1974. Traded to Washington Capitals for Tom Rowe, January 1980.												
Hanson, Dave	76-77	D-24	1	0	0	0	9	1	0	0	0	0
Signed as free agent (Johnstown, NAHL), March 1977. Released, June 1977.												
Harkins, Todd	93-94	RW-15	28	1	0	1	49	—	—	—	—	—
Acquired from Calgary Flames for Scott Morrow, January 1994. Released, June 1994.												
Harris, Hugh	73-74	LW-16	75	24	28	52	78	7	0	4	4	11
Signed after leaving the Buffalo Sabres, July 1973. Sold to Phoenix Roadrunners, August 1974.												
Harrison, Jay	09-13	D-44	229	16	33	49	233	—	—	—	—	—
Signed as a free agent, July 9, 2009.												
Hatcher, Kevin	00-01	D-4	57	4	14	18	38	6	0	0	0	6
Signed as a free agent, July 31, 2000. Retired, summer 2001.												
Hedican, Bret	02-08	D-6	369	19	82	101	313	48	3	13	16	62
Acquired from the Florida Panthers along with Kevyn Adams and Tomas Malec in exchange for Sandis Ozolinsh and Byron Ritchie, January 16, 2002. Contract expired July 1, 2008. Signed as a free agent with Anaheim, October 23, 2008.												
Heerema, Jeff	03	RW-42	10	3	0	3	2	—	—	—	—	—
Selected in the NHL Entry Draft (Sarnia), June 27, 1998. Claimed off of waivers by the New York Rangers, September 30, 2003.												
Helminen, Dwight	08-09	C-63	23	1	1	2	0	1	0	0	0	0
Signed as a free agent, July 3, 2008. Released, July 2009.												
Henderson, Archie	82-83	RW-29	15	2	1	3	64	—	—	—	—	—
Signed as a free agent after release by Washington Capitals, September 1982. Released, March 1983.												
Hess, Bob	83-84	D-40	3	0	0	0	0	—	—	—	—	—
Signed as a free agent (Swiss Elite League), December 1984. Released, July 1984.												
Hill, Brian	79-80	RW-27	19	1	1	2	4	—	—	—	—	—
Selected in NHL Expansion Draft from Atlanta Flames, June 1979. Released, June 1980.												
Hill, Sean	97-00/01-04	D-22	369	38	119	157	441	23	4	4	8	20
Acquired from Ottawa Senators for Chris Murray, November 18, 1997. Signed by the St. Louis Blues as a free agent, July 2, 2000. Acquired from St. Louis in exchange for Steve Halko and a fourth round pick in the 2002 Entry Draft, December 5, 2001. Signed by Florida Panthers as a free agent, July 2004.												
Hlavac, Jan	02-03	LW-20	52	9	15	24	22	—	—	—	—	—
Acquired along with Harold Druken from Vancouver Canucks in exchange for Marek Malik and Darren Langdon, November 1, 2002. Signed with NY Rangers as a free agent, August 2003.												
Hodgson, Rick	79-80	D-32/33	6	0	0	0	6	1	0	0	0	0
Selected in NHL Expansion Draft from Atlanta Flames, June 1979. Released, June 1980.												
Hoffman, Mike	82-83/84-86	LW-40/22/20	9	1	3	4	2	—	—	—	—	—
Selected in NHL Entry Draft (Branford, OHL), June 1981. Released, June 1987.												
Hoganson, Paul	75-76	G-29	4	0	0	0	0	—	—	—	—	—
Signed as a free agent from disbanded Baltimore Blades, August 1975. Released, December 1975.												
Holden, Josh	01-01	C-21	8	0	0	0	2	—	—	—	—	—
Selected in the waiver draft from the Vancouver Canucks, September 28, 2001. Claimed off waivers by Vancouver, October 25, 2001.												
Holik, Bobby	90-92	LW-24	154	42	46	88	157	13	0	1	1	13
Selected in NHL Entry Draft, June 1989 (Dukla Jihlava, Czech.). Traded with a second-round 1993 draft pick (Jay Pandolfo) to New Jersey Devils for Sean Burke and Eric Weinrich, August 1992.												
Holland, Ken	80-81	G-30	1	0	0	0	0	—	—	—	—	—
Signed as a free agent (Binghamton, AHL), September 1979. Released, June 1983.												
Hospodar, Ed	82-84	D/RW-23	131	1	18	19	362	—	—	—	—	—
Acquired from New York Rangers for Kent Erik Anderson, October 1982. Released, July 1984.												
Houda, Doug	90-94	D-27	142	6	14	20	356	12	0	2	2	21
Acquired in a trade from Detroit Red Wings for Doug Crossman, February 1991. Traded to Los Angeles Kings for Marc Potvin, November 1993.												
Howatt, Garry	81-82	LW-15/8	80	18	32	50	242	—	—	—	—	—
Acquired from New York Islanders for a 1983 fifth-round pick (Bob Caulfield), October 1981. Traded to New Jersey Devils with Rick Meagher for Merlin Malinowski and the NHL rights to Scott Fusco, October 1982.												
Howe, Gordie	77-80	C/RW-9	214	68	112	180	178	27	9	7	16	21
Signed as a free agent (Houston Aeros), June 1977. Retired, June 1980.												
Howe, Mark	77-82	LW/D-5	360	123	273	396	158	23	13	11	24	26
Signed as a free agent (Houston Aeros), June 1977. Selected by Boston Bruins in NHL Reclaim Draft but retained by Hartford as a priority selection for expansion draft. Traded to Philadelphia Flyers for Ken Linseman, Greg Adams and a first-round 1983 draft choice (David A. Jensen), August 1982.												
Howe, Marty	77-82/83-85	D/LW-18/27	260	20	43	63	167	26	2	3	5	21
Signed as a free agent (Houston Aeros), June 1977. Conditionally traded to Boston Bruins for "future considerations," September 1982. Returned to Hartford from Boston to complete earlier transaction. Retired, September 1985.												
Hughes, Pat	86-87	RW-24	2	0	0	0	2	3	0	0	0	0
Acquired from St. Louis Blues for a 10th-round draft choice (Andy Cesarski), March 1987. Released, July 1987.												
Hull, Bobby	79-80	LW-16	9	5	5	7	0	3	0	0	0	0
Acquired from Winnipeg Jets for "future considerations," February 1980. Retired after reaching contract impasse with Hartford, September 1980.												
Hull, Jody	88-89	RW-8	92	23	28	51	31	6	0	1	1	4
Selected in the NHL Entry Draft (Peterborough, OHL), June 1987. Traded to New York Rangers for Carey Wilson, July 1990.												
Hunter, Mark	90-92	R-26	74	14	13	27	199	10	5	1	6	23
Acquired in March 1991 trade from Calgary for Carey Wilson. Traded with "future considerations" (Yvon Corriveau) to Washington for Nick Kypreos, June 1992.												
Hurley, Paul	72-76	D-5	251	9	66	75	135	21	0	8	8	18
Chosen in WHA Player Selection Draft (Boston), February 1972. Traded to Edmonton with "future considerations" for Kerry Ketter and Steve Carlyle, February 1976.												

	YEARS	POS.-NO.	REGULAR SEASON					PLAYOFFS				
			GP	G	A	TP	PIM	GP	G	A	TP	PIM
Hutchinson, Andrew	05-07	D-28/24	77	6	19	25	48	—	—	—	—	—
Acquired from Nashville for Phoenix's third-round selection (78th overall - Teemu Laaksa) in 2005, June 29, 2005. Traded to the New York Rangers along with center Joe Barnes and a third-round draft pick in 2008 for Matt Cullen, July 17, 2007.												
Hyndman, Mike	72-73	RW-21	59	4	14	18	21	—	—	—	—	—
Chosen in WHA Player Selection Draft (California), February 1972. Traded to Los Angeles Sharks for Mike Byers, February 1973.												
Hynes, Dave	76-77	LW-11	22	5	4	9	4	—	—	—	—	—
Signed as a free agent after release by Boston Bruins, August 1976. Released, June 1977.												
-I-												
Inkpen, Dave	78-79	D-26	41	0	7	7	15	5	0	1	1	4
Purchased from Indianapolis Racers, December 1978. Released, July 1980.												
Irbe, Arturs	98-04	G-1	309	0	4	4	46	30	0	0	0	4
Signed as a free agent, September 10, 1998. Traded to the Columbus Blue Jackets for future considerations, June 2004.												
-J-												
Jablonski, Pat	97-98	G-35/39	5	0	0	0	—	—	—	—	—	—
Signed as free agent, August 11, 1997.												
Janssens, Mark	92-97	C-22	341	20	43	63	712	—	—	—	—	—
Acquired from Minnesota North Stars for James Black, September 1992. Traded to Mighty Ducks of Anaheim for Bates Battaglia and a fourth-round draft pick in 1998 (Josef Vasicek).												
Jarvis, Doug	85-88	C-27	139	17	29	46	40	16	0	3	3	8
Acquired from Washington Capitals for Jorgen Pettersson, December 1985. Named assistant coach/player for Binghamton (AHL), December 1987. Contract bought out, May 1988.												
Jennings, Grant	88-91	D-25	163	7	20	27	412	11	1	0	1	34
Acquired from Washington Capitals with Ed Kastelic for Neil Sheehy and Mike Millar, July 1988. Traded to Pittsburgh Penguins along with Ron Francis and Ulf Samuelsson for John Cullen, Zarley Zalapski and Jeff Parker, March 1991.												
Jensen, David A.	84-85	LW-7	13	0	4	4	6	—	—	—	—	—
Selected in NHL Entry Draft (Lawrence Academy, Mass. H.S.), June 1983. Traded to Washington for Dean Evason and Peter Sidorkiewicz, March 1985.												
Jensen, Joe	08	C-34	6	1	0	1	2	—	—	—	—	—
Acquired from Pittsburgh in exchange for forward David Gove, January 31, 2008. Released, July 2009.												
Johnson, Mark	82-85	C/LW-12	201	85	118	203	76	—	—	—	—	—
Acquired from the Minnesota North Stars with Kent Erik Andersson for a 1984 fifth-round draft choice (Jim Poner) and "future considerations" (Jordy Douglas), in October 1984. Traded to St. Louis Blues with Greg Millen for Mike Liut and "future considerations" (Jorgen Pettersson), in February 1985.												
Johnston, Bernie	79-81	C/LW-24	57	12	24	36	16	3	0	1	1	0
Selected in NHL Expansion Draft (Philadelphia), June 1979. Released, September 1981.												
Jokinen, Jussi	09-13	C/LW-36	288	68	117	185	144	18	7	4	11	2
Acquired from Tampa Bay in exchange for Wade Brookbank, Josef Melichar and a 2009 fourth-round pick, February 7, 2009. Traded to Pittsburgh in exchange for a conditional 2013 sixth- or seventh-round draft pick (conditions not met), April 3, 2013.												
Jordan, Michal	13	D-47	5	0	0	0	2	—	—	—	—	—
Selected in the NHL Entry Draft (Plymouth, OHL), June 21, 2008.												
Jordan, Ric	72-74	D-20/23	34	0	3	3	14	7	0	0	0	0
Chosen in WHA Player Selection Draft (Boston University), May 1972. Traded to Quebec Nordiques for Guy Dufour, May 1974.												
Joslin, Derek	11-12	D-27/33	61	3	6	9	37	—	—	—	—	—
Acquired from the San Jose Sharks in exchange for future considerations, February 18, 2011. Released, July 2012.												
-K-												
Kaberle, Frantisek	05-09	D-5	214	9	73	82	104	32	4	10	14	10
Signed as a free agent by Carolina, July 15, 2004. Bought out of remaining year of his contract, July 28, 2009.												
Kaberle, Tomas	11	D-51	29	0	9	9	2	—	—	—	—	—
Signed as a free agent by Carolina, July 5, 2011. Traded to Montreal Canadiens for Jaroslav Spacek, December 9, 2011.												
Kapanen, Sami	95-03	LW-24	520	145	203	348	105	34	4	12	16	6
Selected in fourth-round of 1995 NHL Entry Draft (87th overall). Traded along with Ryan Bast to the Philadelphia Flyers in exchange for Pavel Brendl and Bruno St. Jacques, February 7, 2003.												
Karlander, Al	73-75	C/LW-14	125	27	55	82	48	12	1	6	7	2
Signed as a free agent (Detroit), June 1973. Selected by Indianapolis Racers in WHA Expansion Draft, June 1975.												
Karpa, Dave	98-01	D-33	140	5	12	17	266	8	0	0	0	19
Acquired from Mighty Ducks of Anaheim along with Anaheim's fourth-round pick in the 2000 NHL Entry Draft for Stu Grimson and Kevin Haller, August 11, 1998. Signed as a free agent with the New York Rangers, July 1, 2001.												
Kastelic, Ed	88-92	RW/LW-22	147	9	9	18	505	2	0	0	0	0
Acquired from Washington Capitals with Grant Jennings for Neil Sheehy and Mike Millar, July 1988. Signed by Los Angeles Kings as a free agent, August 1992.												
Keczmer, Dan	91-94	D-4/37	36	4	5	9	40	—	—	—	—	—
Acquired from San Jose Sharks for Dean Evason, October 1991. Traded to Calgary Flames for Jeff Reese, November 1993.												
Keeler, Mike	73-74	D-20	1	0	0	0	0	1	0	0	0	0
Signed as a free agent (Jacksonville Barons, EHL), October 1973. Released, October 1974.												
Kemp, Kevin	80-81	D-24	3	0	0	0	4	—	—	—	—	—
Selected from Toronto Maple Leafs in the NHL Expansion Draft, June 1979. Released, June 1981.												
Keon, Dave	76-82	C-14	384	91	203	294	74	32	11	22	33	6
Acquired from Edmonton Oilers with Steve Carlson, Jack Carlson, Dave Dryden and John McKenzie for Danny Arndt, cash and "future considerations" (the rights to Dave Debol), February 1977. Retired, July 1982.												
Kerr, Tim	92-93	RW-12	22	0	6	6	7	—	—	—	—	—
Acquired from New York Rangers for a seventh-round draft pick (Sergei Kondrashkin) in 1993 draft, July 1992. Retired as a player and named assistant coach for Springfield Indians, January 1993.												
Kidd, Trevor	97-99	G-37	72	0	0	0	2	—	—	—	—	—
Acquired from Calgary Flames along with Gary Roberts for Andrew Cassels and Jean-Sebastien Giguere on August 25, 1997. Selected by Atlanta Thrashers in 1999 NHL Expansion Draft, June 25, 1999.												
King, Derek	96-97	LW-27	12	3	3	6	2	—	—	—	—	—

ALL-TIME ROSTER

	YEARS	POS.-NO.	REGULAR SEASON					PLAYOFFS				
			GP	G	A	TP	PIM	GP	G	A	TP	PIM
	Acquired for a fifth-round 1997 draft pick (Adam Eclinger) from the NY Islanders on March 18, 1997. Signed as a free agent with Toronto in August 1997.											
Kleinendorst, Scot	84-88	D-35/18	186	9	30	39	347	17	2	5	7	38
	Acquired from New York Rangers for Blaine Stoughton, February 1984. Traded to Washington Capitals for Jim Thomson, March 1989.											
Koehler, Greg	00-01	C-36	1	0	0	0	0	—	—	—	—	—
	Signed as a free agent, March 31, 1998. Traded to the Philadelphia Flyers, February 2002.											
Konroyd, Steve	91-93	D-5	92	5	21	26	95	7	0	1	1	2
	Acquired from Chicago Blackhawks for Rob Brown, January 1992. Traded to Detroit Red Wings for a 1993 sixth-round draft pick (pick traded back to Detroit in June 1993 for Brad McGrimmon), March 1993.											
Kotsopoulos, Chris	81-85	D-24	241	29	60	89	443	—	—	—	—	—
	Acquired from New York Rangers with Gerry McDonald and Doug Sulliman for Mike Rogers, and a 10th-round 1982 draft pick (Simo Saarinen), October 1981. Traded to Toronto Maple Leafs for Stewart Gavin, September 1985.											
Kostopoulos, Tom	09-10	RW-29	99	9	16	25	136	—	—	—	—	—
	Signed as a free agent, July 14, 2009. Traded to the Calgary Flames along with Anton Babchuk in exchange for Brett Sutter and Ian White, November 17, 2010.											
Kovalenko, Andrei	98-00	RW-51	94	21	30	51	38	4	0	2	2	2
	Acquired from Philadelphia Flyers in exchange for Adam Burt, March 6, 1999. Signed by the Boston Bruins as a free agent, July 25, 2000.											
Kron, Robert	92-00	RW/C-38/18	509	108	139	247	68	5	2	0	2	0
	Acquired from Vancouver Canucks for a third-round 1993 draft pick (Marek Malik) and “future considerations” (Jim Sandlak) for Murray Craven and a fifth-round 1993 draft pick (Scott Walker), March 1993. Selected by Columbus Blue Jackets in 2000 expansion draft, June 23, 2000.											
Krygier, Todd	89-91	LW-17	130	31	29	60	147	13	2	3	5	2
	Selected in NHL Supplemental Draft (Connecticut, ECAC II), June 1988. Traded to Washington Capitals for “future considerations” (fourth-round 1993 draft pick - pick later traded to Calgary, who selected Jason Smith) October 1991.											
Kucera, Frantisek	93-95	D-4	84	6	26	33	54	—	—	—	—	—
	Acquired with Jocelyn Lemieux from Chicago Blackhawks for Gary Suter, Randy Cunneynworth and a third-round 1995 draft pick (Kevin McKay), March 1994. Traded with Jim Dowd to Vancouver Canucks for Jeff Brown and Vancouver’s third-round draft pick in 1998, December 20, 1995.											
Kurka, Tomas	03-04	LW-37	17	3	2	5	2	—	—	—	—	—
	Selected in the NHL Entry Draft (Plymouth, OHL), June 24, 2000. Released, June 2004.											
Kuznik, Greg	00-01	D-53	1	0	0	0	0	—	—	—	—	—
	Selected in the NHL Entry Draft (Seattle, WHL), June 22, 1996.											
Kypreos, Nick	92-94	LW-20	85	17	10	27	362	—	—	—	—	—
	Acquired from Washington Capitals for Mark Hunter and Yvon Corriveau, August 1992. Traded with Steve Larmer, Barry Richter and a 1994 sixth-round draft pick (Yuri Litvinov) to New York Rangers for James Patrick and Darren Turcotte, November 1993.											
-L-												
LaCouture, Dan	08	LW-20	11	2	0	2	10	—	—	—	—	—
	Signed as a free agent, October 6, 2008. Signed with Astana of the KHL and subsequently suspended by the Hurricanes, December 29, 2009.											
Lacroix, Andre	78-80	C-4	107	35	70	105	36	10	4	4	8	0
	Rights acquired from Winnipeg Jets for “future considerations,” August 1978. Retired, December 1979.											
Lacroix, Pierre	82-83	D-5	56	6	25	31	18	—	—	—	—	—
	Acquired from Quebec Nordiques for Blake Wesley, December 1982. Retired due to injuries sustained in automobile accident, August 1983.											
Ladd, Andrew	05-08	LW-16	137	26	24	50	81	17	2	3	5	4
	Selected in the NHL Entry Draft (Calgary, WHL), June 26, 2004. Traded to Chicago in exchange for forward Tuomo Ruutu, February 26, 2008.											
Ladouceur, Randy	86-93	D-29	377	10	38	48	622	32	3	8	11	43
	Acquired from Detroit Red Wings for Dave Barr, January 1987. Selected by Mighty Ducks of Anaheim in 1993 Expansion Draft, June 1993.											
Laforge, Mark	89-90	LW-42	9	0	0	0	43	—	—	—	—	—
	Selected in NHL Entry Draft (Kingston, OHL), June 1986. Traded to Edmonton Oilers for Cam Brauer, March 1990.											
Landon, Bruce	72-77	G-30	122	0	2	2	36	8	0	1	1	0
	Chosen in WHA Player Selection Draft (Los Angeles Kings), February 1972. Released, October 1974. Re-signed, February 1974. Retired, February 1978.											
Langdon, Darren	00-02	LW-20	121	2	3	5	216	4	0	0	0	12
	Acquired from the NY Rangers along with Rob DiMaio for Sandy McCarthy and a fourth round pick in 2001, August 4, 2000. Traded along with Marek Malik to Vancouver Canucks in exchange for Jan. Hlavac and Harold Druken, November 1, 2002.											
LaRose, Chad	05-13	RW-59	508	85	95	180	286	39	4	8	12	26
	Signed as a free agent by Carolina, August 6, 2003. Released, July 2013.											
Larouche, Pierre	81-83	C-25/28	83	43	47	90	20	—	—	—	—	—
	Acquired from Montreal Canadiens for a swap of the teams’ first-round 1984 draft choices and a 1984 second-round draft pick in December 1981. Released, September 1983. In the first-round swap, Montreal picked Petr Svoboda (5th), and Hartford selected Sylvain Cote (11th). Montreal traded a second-round draft pick to St. Louis (Brian Benning) along with Risk Wansley, their second pick (Tony Hrkac), and their third choice (Robert Dirk) in exchange for St. Louis’ first-round draft pick (Shayne Corson) and second-round draft pick (Stephane Richer) in June, 1984. Hartford traded Montreal’s third-round draft pick (Bruce Racine) in 1983 to Pittsburgh while Montreal picked 47th overall (Rocky Dundas).											
Lawless, Paul	82-84/85-88	LW-11/28	215	49	70	119	54	1	0	0	0	0
	Selected in NHL Entry Draft (Windsor, OHL), June 1982. Traded to Philadelphia Flyers for Lindsay Carson, January 1988.											
Lawton, Brian	88-89	C/LW-7	48	12	17	29	32	3	1	0	1	0
	Acquired from New York Rangers with Don Maloney and Norm Maciver for Carey Wilson and a fifth-round draft pick in 1990 (Lubos Rob), December 1988. Put on waivers and claimed by Quebec, December 1989.											
Leach, Jamie	92-93	RW-34	19	3	2	5	4	—	—	—	—	—
	Acquired on waivers from Pittsburgh Penguins, November 1992. Released, June 1993.											
Leach, Steve	97-98	RW-27	45	4	5	9	42	—	—	—	—	—
	Acquired from St. Louis for Alexander Godynyuk and a 1998 sixth-round draft pick (Brad Voth), June 1997. Signed as a free agent by Ottawa, October 4, 1998.											
Legace, Manny	09-10	G-34	28	0	1	1	0	—	—	—	—	—
	Signed as a free agent, November 9, 2009.											
Leighton, Michael	08-09	G-49	29	0	0	0	4	—	—	—	—	—
	Acquired from Montreal in exchange for Carolina’s 2007 seventh-round draft pick, June 23, 2007. Claimed by Philadelphia on re-entry waivers, December 15, 2009.											
Lemieux, Jocelyn	93-95	LW-23/26	86	13	8	21	82	—	—	—	—	—
	Acquired with Frantisek Kucera from Chicago Blackhawks for Randy Cunneynworth, Gary Suter, and a third-round 1995 draft pick (Kevin McKay), March 1994. Traded to New Jersey Devils for Jim Dowd and New Jersey’s second-round pick in 1998, December 20, 1995.											
Lenarduzzi, Mike	92-94	G-30	4	0	0	0	0	—	—	—	—	—
	Selected in NHL Entry Draft (Sault Ste. Marie, OHL), June 1990.											

	YEARS	POS.-NO.	REGULAR SEASON					PLAYOFFS				
			GP	G	A	TP	PIM	GP	G	A	TP	PIM
Leschyshyn, Curtis	96-00	D-7	255	8	32	40	139	6	0	0	0	6
Acquired from Washington Capitals for Andrei Nikolishin on November 9, 1996. Selected by Minnesota Wild in 2000 expansion draft, June 23, 2000.												
Letowski, Trevor	06-08	RW-19	136	11	15	26	48	—	—	—	—	—
Signed as a free agent, July 6, 2006. Signed as a free agent with Barys Astana (Russia), summer 2008.												
Levasseur, Louis	77-78	G-30	27	0	0	0	2	12	0	1	1	2
Acquired from Edmonton for Dave Dryden, Brett Callighen and two 1977 draft choices, June 1977. Traded to Quebec for Warren Miller, September 1978.												
Ley, Rick	72-81	D-2	559	39	228	267	828	73	7	33	40	142
Chosen in the WHA Player Selection Draft (Toronto Maple Leafs), February 1972. Selected by Toronto Maple Leafs in NHL Reclaim Draft, June 1979. Selected from Toronto Maple Leafs in NHL Expansion Draft, June 1979. Retired, September 1981.												
Liut, Mike	85-90	G-1	217	0	5	5	10	17	0	0	0	2
Selected in WHA Amateur Draft (Bowling Green, CCHA), May 1976. WHA rights traded to Cincinnati Stingers with second-round 1979 draft choice for Greg Carroll and Bryan Maxwell, May 1977. Acquired from St. Louis Blues with "future considerations" (Jorgen Pettersson) for Mark Johnson and Greg Millen, February 1985. Traded to Washington Capitals for Yvon Corriveau, March 1990.												
Luksa, Chuck	79-80	D-29	8	0	1	1	4	—	—	—	—	—
Signed as a free agent (Cincinnati Stingers), August 1979. Released, October 1981.												
Lumley, Dave	84-85	LW-22	48	8	20	28	98	—	—	—	—	—
Selected from Edmonton Oilers in NHL Waiver Draft, October 1984. Placed on waivers and claimed by Edmonton Oilers, February 1985.												
Lupien, Gilles	80-82	D-23	21	2	5	7	41	—	—	—	—	—
Acquired from Pittsburgh Penguins for a sixth-round 1981 draft pick (Paul Edwards), February 1981. Released, July 1983.												
Lyle, George	76-79/81-83	LW-16	232	92	93	185	207	26	6	6	12	42
Signed as a free agent (Michigan Tech), July 1976. Selected by Detroit Red Wings in NHL Reclaim Draft, June 1979. Claimed on waivers from Detroit, November 1981. Released, July 1982.												
Lysak, Brett	04	C-56	2	0	0	0	2	—	—	—	—	—
Selected in the NHL Entry Draft (Regina, WHL), June 1999. Released, June 2004.												
-M-												
MacDermid, Paul	81-89	RW-23/15/29/36	373	69	83	152	744	26	5	8	13	84
Selected in NHL Entry Draft (Windsor, OHL), June 1981. Traded to Winnipeg Jets for Randy Cunneyworth, December 1989.												
MacDonald, Craig	98-99, 01-03	C-31/12	58	2	4	6	20	5	0	0	0	2
Selected in NHL Entry Draft (Harvard, ECAC), June 1996. Signed with Florida as a free agent, August 2003.												
MacGregor, Gary	76-77	C-12	30	8	8	16	4	—	—	—	—	—
Acquired from Indianapolis Racers for Rosaire Paiement, November 1976. Traded to Calgary Cowboys for "future considerations," January 1977.												
MacGregor, Randy	81-82	LW-38	2	1	1	2	2	—	—	—	—	—
Signed as a free agent (Binghamton, AHL), February 1981. Released, June 1983.												
MacIver, Norm	88-89	D-33	37	1	22	23	24	1	0	0	0	2
Acquired from New York Rangers with Don Maloney and Brian Lawton for Carey Wilson and a fifth-round draft pick in 1990 (Lubos Rob), December 1988. Traded to Edmonton Oilers for Jim Ennis, October 1989.												
MacLeish, Rick	81-82	C-7	34	6	16	22	16	—	—	—	—	—
Acquired from Philadelphia Flyers with Don Gillen, Blake Wesley, first, second- and third-round 1982 draft picks (Paul Lawless, Mark Paterson, Kevin Dineen) for Ray Allison, Fred Arthur, and the Whalers' first and third picks in 1982 (Ron Sutter, Miroslav Dvorak), July 1981. Traded to Pittsburgh Penguins for Russ Anderson and an eighth-round 1983 draft pick (Chris DuPerron), December 1981.												
Malec, Tomas	03	D-71	43	0	2	2	45	—	—	—	—	—
Acquired along with Bret Hedican and Kevyn Adams from the Florida Panthers in exchange for Sandis Ozolinsh and Byron Ritchie, January 16, 2002. Traded to Mighty Ducks of Anaheim along with a second-round draft pick in 2004 (Kyle Klubertanz) for Martin Gerber.												
Malik, Marek	95-97, 98-02	D-23/5	317	17	60	77	291	30	0	3	3	28
Selected in the third-round (Vitkovice, Czech.) of the 1993 NHL Entry Draft. Traded along with Darren Langdon to Vancouver in exchange for Jan. Hlavac and Harold Druken, November 1, 2002.												
Malinowski, Merlin	82-83	C/LW-20	75	5	23	28	16	—	—	—	—	—
Acquired from New Jersey Devils with NHL rights to Scott Fusco for Rick Meagher and Garry Howatt, October 1982. Released, October 1983.												
Malone, Greg	83-86	C-14	176	45	83	128	147	—	—	—	—	—
Acquired from Pittsburgh Penguins for third-round 1985 draft pick (Bruce Racine), October 1983. Traded to Quebec Nordiques for Wayne Baby, October 1985.												
Maloney, Don	88-89	LW-14	21	3	11	14	23	4	0	0	0	8
Acquired from New York Rangers with Brian Lawton and Norm MacIver for Carey Wilson and a 1990 fifth-round draft pick (Lubos Rob), December 1988. Released, July 1989.												
Manderville, Kent	96-00	C-44	258	16	24	40	99	6	0	0	0	2
Signed as a free agent on October 1, 1996. Traded to the Philadelphia Flyers in exchange for Sandy McCarthy, March 14, 2000.												
Marchment, Bryan	93-94	D-5/27	42	3	7	10	124	—	—	—	—	—
Acquired with Steve Larmer from Chicago Blackhawks for Patrick Poulin and Eric Weinrich, November 1993. Awarded as compensation to Edmonton Oilers when Whalers signed Steven Rice, August 1994.												
Markov, Danny	03-04	D-55	44	4	10	14	37	—	—	—	—	—
Acquired from Phoenix Coyotes along with a third-round pick in the 2005 draft for David Tanabe and Igor Knyazev, June 2003. Traded to Philadelphia Flyers for Justin Williams, January 2004.												
Marshall, Paul	82-83	LW-34	13	1	2	3	0	—	—	—	—	—
Acquired from Toronto Maple Leafs for a 10th-round 1983 draft pick (Greg Rolston), October 1982. Released, July 1983.												
Martin, Tom	87-90	LW-24	26	2	4	6	51	0	0	0	0	0
Signed as a free agent (Winnipeg Jets), July 1987. Claimed by Minnesota North Stars in the 1988 NHL Waiver Draft, October 1988. Claimed on waivers by Hartford, December 1988. Released, June 1990.												
Martins, Steve	95-98	C-32	28	1	4	5	8	—	—	—	—	—
Selected in 1994 Supplemental Draft (Harvard), June 1994. Signed as a free agent by Ottawa, July 20, 1998.												
Matsumoto, Jon	10-12	C-18	13	2	0	2	4	—	—	—	—	—
Acquired from the Philadelphia Flyers in exchange for Washington's 2010 seventh-round draft pick, June 26, 2010. Traded to the Florida Panthers along with Mattias Lindstrom in exchange for Evgenii Dadonov and A.J. Jenks, January 18, 2012.												
Maxwell, Bryan	77-78	D-24	17	2	1	3	11	—	—	—	—	—
Acquired from Cincinnati Stingers with Greg Carroll for the WHA rights to Mike Liut and two 1979 draft picks, May 1977. Released and signed with Minnesota North Stars, February 1978.												
Mayer, Jim	77-78	RW-27	51	11	9	20	21	—	—	—	—	—
Signed as a free agent (Calgary Cowboys), July 1977. Placed on waivers and claimed by Edmonton Oilers, May 1978.												

ALL-TIME ROSTER

	YEARS	POS.-NO.	REGULAR SEASON					PLAYOFFS				
			GP	G	A	TP	PIM	GP	G	A	TP	PIM
McBain, Jamie	10-13	D-4/28	206	19	56	75	48					
Selected in the NHL Entry Draft (US Nat'l Development Team Program), June 24, 2006. Traded to Buffalo along with a 2013 second-round draft pick (35th overall - J.T. Compher) in exchange for defenseman Andrej Sekera.												
McBain, Jason	95-97	D-25	9	0	0	0	0	—	—	—	—	—
Selected in the fourth-round in the 1992 NHL Entry Draft.												
McCarthy, Sandy	00-00	LW-20	13	0	0	0	9	—	—	—	—	—
Acquired from the Philadelphia Flyers in exchange of Kent Manderville, March 14, 2000. Traded to the New York Rangers along with a fourth-round pick in 2001 in exchange for Darren Langdon and Rob DiMaio, August 4, 2000.												
McClanahan, Rob	81-82	C-15/28	17	0	3	3	11	—	—	—	—	—
Claimed from Buffalo Sabres in NHL Waiver Draft, September 1981. Traded to New York Rangers for a 10th-round 1983 draft pick (Reine Karlsson), January 1982.												
McCrimmon, Brad	93-96	D-10	156	4	12	16	176	—	—	—	—	—
Acquired from Detroit Red Wings for a 1993 sixth-round draft pick (pick had been previously acquired from Detroit in the Steve Konroyd trade), June 1993. Signed free agent contract with Phoenix Coyotes, June 1996.												
McDonald, Gerry	81-84	D-31/33	8	0	0	0	4	—	—	—	—	—
Acquired from New York Rangers with Doug Sulliman and Chris Kotsopoulos for Mike Rogers and a 10th-round 1982 draft pick (Simo Saarinen), October 1981. Released, July 1984.												
McDougal, Mike	81-83	RW-23/32	58	8	10	18	43	—	—	—	—	—
Claimed from New York Rangers in NHL Waiver Draft, October 1981. Released, July 1984.												
McEwen, Mike	85-87	D-25	58	11	10	21	38	9	1	5	6	6
Acquired from New York Rangers for Bob Crawford, March 1986. Left team to join Sierre HC of Swiss League, July 1987. Re-signed, March 1988. Returned to Swiss League, June 1988.												
McGill, Bob	93-94	D-25	30	0	3	3	41	—	—	—	—	—
Acquired on waivers from New York Islanders, November 1993.												
McIlhargey, Jack	80-82	D-33/29	98	2	11	13	202	—	—	—	—	—
Acquired with Norm Barnes from Philadelphia Flyers for a second-round 1982 draft pick (pick later transferred to Toronto, Peter Ihnacek), December 1980. Retired, August 1982.												
McKay, Ross	90-91	G-49	1	0	0	0	0	—	—	—	—	—
Signed as a free agent, June 1988. Released, October 1991.												
McKenzie, Jim	89-94	LW-33/31	203	13	12	25	468	6	0	0	0	8
Selected in NHL Entry Draft (Victoria, WHL), June 1989. Traded to Florida Panthers for Alexander Godynnyuk, December 1993.												
McKenzie, John	77-79	RW-19	189	57	76	133	201	29	11	14	25	34
Acquired from Edmonton Oilers with Dave Keon, Dave Dryden, Jack Carlson and Steve Carlson for Danny Arndt, cash and "future considerations" (the rights to Dave Debol), January 1977. Retired, June 1979.												
McLean, Kirk	98-98	G-1	8	0	1	1	0	—	—	—	—	—
Acquired from Vancouver Canucks along with Martin Gelinas, for Sean Burke, Enrico Ciccone, and Geoff Sanderson, January 3, 1998. Traded to the Florida Panthers for Ray Sheppard, March 24, 1998.												
McManama, Bob	75-76	C-11	37	3	10	13	28	12	4	3	7	4
Signed as a free agent after release by Pittsburgh Penguins, December 1975. Traded to Florida Breakers (later became Minnesota Fighting Saints) with Fred O'Donnell for Wayne Connelly, June 1976.												
Meagher, Rick	80-83	C-20	96	31	29	60	70	—	—	—	—	—
Traded to Hartford by Montreal Canadiens with Montreal's third (Paul MacDermid) and fifth- (Dan Bourbonnais) round choices in 1981 for Hartford's third (Dieter Hegen) and fifth (Steve Rooney) round choices in 1981, June 5, 1980. Traded to New Jersey Devils with Garry Howatt for Merlin Malinowski and Scott Fusco, October 1982.												
Melichar, Josef	08	D-22	15	0	4	4	8	—	—	—	—	—
Signed as a free agent, July 2008. Traded to Tampa Bay along with Wade Brookbank and a 2009 fourth-round draft pick in exchange for Jussi Jokinen, February 7, 2009.												
Merkosky, Glenn	81-82	C-15	7	0	0	0	2	—	—	—	—	—
Signed as a free agent (Calgary, WHL), August 1980. Released, July 1982.												
Methe, Gerry	74-75	D-18	5	0	1	1	4	2	0	0	0	0
Signed as a free agent after release by Pittsburgh Penguins, June 1974. Released, October 1974.												
Millar, Mike	86-88	RW-8	38	9	9	18	6	—	—	—	—	—
Selected in NHL Entry Draft (Hamilton, OHL), June 1983. Traded to Washington Capitals with Neil Sheehy for Ed Kastelic and Grant Jennings, July 1988.												
Millen, Greg	81-85	G-30	219	0	10	10	24	—	—	—	—	—
Signed as a free agent from Pittsburgh Penguins, June 1981. Pat Boutette and Kevin McClelland later sent to Pittsburgh as compensation. Traded to St. Louis Blues with Mark Johnson for Mike Liut and "future considerations" (Jorgen Pettersson), February 1985.												
Miller, Warren	78-79/80-83	RW-27	284	59	67	126	164	10	0	8	8	28
Acquired from Quebec Nordiques for Louis Levasseur, September 1978. Selected by New York Rangers in NHL Reclaim Draft, June 1979. Re-acquired from New York Rangers for \$100 under terms of 1979 NHL Expansion Draft. (WHA player reclaimed by NHL club could be re-acquired by former WHA team if placed on waivers by NHL club). Released, July 1983.												
Mormina, Joey	08	D-29	1	0	0	0	0	—	—	—	—	—
Signed as a free agent, July 2, 2007. Signed as a free agent with Pittsburgh, July 8, 2008.												
Murray, Chris	96-97	RW-17	15	1	2	3	32	—	—	—	—	—
Acquired from Phoenix Coyotes for Gerald Diduck on March 18, 1997. Traded to the Ottawa Senators for Sean Hill, November 18, 1997.												
Moss, Tyler	00-01	G-31	12	0	0	0	0	0	0	0	0	0
Signed as a free agent, August 9, 2000. Signed with Vancouver Canucks as a free agent, July 5, 2002.												
Murphy, Mike	11-12	G-70	2	0	0	0	0	—	—	—	—	—
Selected in NHL Entry Draft (Belleville, OHL), June 21, 2008.												
Murphy, Ryan	13	D-7	4	0	0	0	2	—	—	—	—	—
Selected in NHL Entry Draft (Kitchener, OHL), June 24, 2011.												
Murray, Marty	03-04	C-15	66	5	7	12	8	—	—	—	—	—
Acquired from Philadelphia Flyers for a sixth-round pick in the 2004 Draft (Frederik Cabana), June 2003. Did not re-sign, July 2005.												
Murzyn, Dana	85-88	D-4	185	13	49	62	265	10	2	1	3	39
Selected in NHL Entry Draft (Calgary, WHL), June 1985. Traded to Calgary Flames with Shane Churla for Neil Sheehy, Carey Wilson and rights to Lane MacDonald, January 1988.												
Muzzatti, Jason	95-97	G-29	53	0	1	1	51	—	—	—	—	—
Claimed by Hartford from the Calgary Flames in the Waiver Draft, October 6, 1995. Traded to the NY Rangers for a fourth-round draft pick in the 1998 Draft (Tommy Westlund) on August 8, 1997.												

	YEARS	POS.-NO.	REGULAR SEASON					PLAYOFFS				
			GP	G	A	TP	PIM	GP	G	A	TP	PIM
-N-												
Nachbaur, Don	80-82	LW-26/31	154	21	38	59	256	-	-	-	-	-
Selected in NHL Entry Draft (Billings, WHL), August 1979. Traded to Edmonton Oilers with Ken Linseman for Risto Siltanen and Brent Loney, August 1982.												
Nash, Riley	11-13	C-20	37	4	6	10	10	-	-	-	-	-
Acquired from Edmonton Oilers in exchange for a second-round pick in the 2010 Draft (Martin Marincin), June 2010.												
Neufeld, Ray	79-86	RW-10/17	331	95	131	226	400	2	1	0	1	0
Selected in NHL Entry Draft (Edmonton, WHL), August 1979. Traded to Winnipeg Jets for David Babych, November 1985.												
Newberry, John	85-86	C-33	3	0	0	0	0	-	-	-	-	-
Signed as a free agent (Montreal Canadiens), September 1985. Released, July 1986.												
Nieckar, Barry	92-93	LW-12	2	0	0	0	2	-	-	-	-	-
Signed as a free agent (Raleigh, ECHL), September 1992. Signed by Calgary Flames as free agent, June, 1995.												
Nikolishin, Andrei	94-97	C-11/13	112	24	52	76	46	-	-	-	-	-
Acquired in the second-round (Moscow Dynamo, Russia) of the 1992 NHL Entry Draft. Traded to Washington Capitals for Curtis Leschyshyn, November 9, 1996.												
Nodl, Andreas	11-13	RW-14	56	3	5	8	8	-	-	-	-	-
Claimed on waivers from the Philadelphia Flyers, November 29, 2011. Released, July 2013.												
Nolan, Brandon	07-08	C/LW-36	6	0	1	1	0	-	-	-	-	-
Signed as a free agent, July 2, 2007. Contract expired July 1, 2008.												
Nordgren, Niklas	05-06	LW-44	43	4	2	6	30	-	-	-	-	-
Selected in the NHL Entry Draft (MoDo Jr. – Sweden), June 21, 1997. Traded to Pittsburgh along with Krystofer Kolanos and a second-rounds draft pick in 2007 for Mark Recchi, March 9, 2006.												
Norwood, Lee	91-92	D-23	6	0	0	0	16	-	-	-	-	-
Acquired from New Jersey Devils for “future considerations,” October 1991. Traded to St. Louis Blues for “future considerations,” November 1991.												
Nylander, Michael	92-94	C-36/92	117	22	55	77	60	-	-	-	-	-
Selected in NHL Entry Draft (Aik Solna, Sweden), June 1991. Traded with Zarley Zalapski and James Patrick to Calgary Flames for Gary Suter, Paul Ranheim and Ted Drury, March 1994.												
-O-												
O'Donnell, Fred	74-76	RW-16	155	32	26	58	165	20	2	5	7	35
Signed as a free agent from Vancouver Canucks, February 1974. Traded to Florida Breakers (later renamed the Minnesota Fighting Saints) with Bob McManama for Wayne Connelly, June 1976.												
O'Neill, Jeff	95-04	C-92/19	673	198	218	416	552	34	9	8	17	37
Selected in NHL Entry Draft (Guelph Storm, OHL), June 1994. Traded to Toronto in exchange for a conditional pick in the 2006 NHL Entry Draft, July 2005.												
O'Sullivan, Patrick	10	C-19	10	1	0	1	2	-	-	-	-	-
Signed as a free agent, September 17, 2010. Claimed on waivers by the Minnesota Wild, November 23, 2010.												
Osala, Oskar	10	LW-32	1	0	0	0	0	-	-	-	-	-
Acquired from Washington along with Brian Pothier and Washington’s 2011 second-round pick in exchange for Joe Corvo, March 3, 2010.												
Ouimet, Ted	74-75	G-30	1	0	0	0	0	-	-	-	-	-
Purchased from Cleveland Crusaders, December 1975. Re-sold to Cleveland, January 1976.												
Ozolinsh, Sandis	00-02	D-8	118	16	51	67	105	6	0	1	1	5
Acquired from Colorado Avalanche along with a second round pick in 2000 (Tomas Kurka) in exchange for Nolan Pratt, the Hurricanes’ first round pick (Vaclav Nedorost) and two second round picks (Jared Anlin, Argis Saviels) in 2000 on June 24, 2000. Traded to Florida Panthers along with Byron Ritchie in exchange for Bret Hedican, Kevyn Adams and Tomas Malec, January 16, 2002.												
-P-												
Paient, Rosaire	75-77	C-12	93	33	45	78	101	17	4	11	15	41
Acquired from Denver Spurs for a first-round 1976 draft choice, June 1975. Traded to Indianapolis Racers for Gary MacGregor, November 1976.												
Parker, Jeff	90-91	RW-25	4	0	0	0	4	-	-	-	-	-
Acquired from Pittsburgh Penguins with Zarley Zalapski and John Cullen in exchange for Ron Francis, Ulf Samuelsson and Grant Jennings, March 1991. Released, November 1992.												
Paterson, Mark	82-86	D-6	29	3	3	6	33	-	-	-	-	-
Selected in NHL Entry Draft (Ottawa, OHL), June 1982. Traded to Calgary Flames for Yves Courteau, October 1985.												
Patrick, James	93-94	D-4	47	8	20	28	32	-	-	-	-	-
Acquired with Darren Turcotte from New York Rangers for Steve Larmer, Nick Kypreos, Barry Richter and a 1994 sixth-round draft pick (Yuri Litvinov) November 1993. Traded with Zarley Zalapski and Michael Nylander to Calgary Flames for Gary Suter, Paul Ranheim and Ted Drury, March 1994.												
Pavese, Jim	88-89	LW/D-31/4	5	0	0	0	5	1	0	0	0	0
Acquired from Detroit Red Wings for Torrie Robertson, March 1989.												
Pedersen, Allen	92-94	D-41	66	1	4	5	69	-	-	-	-	-
Acquired from Minnesota North Stars for a 1993 sixth round draft pick (Rick Mrozik), June 1992.												
Pederson, Barry	91-92	C-25	5	2	2	4	0	-	-	-	-	-
Signed as a free agent, September 1991. Released, November 1991.												
Pellerin, Scott	01	LW-38	19	0	5	5	6	6	0	0	0	4
Acquired from Minnesota Wild for a third round pick in 2001 Entry Draft, rights to Askhat Rakhmatullin and future considerations. Signed by Boston Bruins as a free agent, July 26, 2001.												
Peloffy, Andre	78-79	C-20	10	2	0	2	2	2	0	0	0	0
Signed as a free agent from Springfield Indians (AHL), August 1977. Released, July 1978.												
Peters, Justin	10-13	G-60/35	47	0	0	0	4	-	-	-	-	-
Selected in the NHL Entry Draft (Toronto-St. Michaels OHL), June 26, 2004.												
Peterson, Brent	87-88	C-17	52	2	7	9	40	-	-	-	-	-
Selected from Vancouver Canucks in NHL Waiver Draft, October 1987. Retired, July 1989.												
Petrovicky, Robert	92-95	C-39	77	9	11	20	84	-	-	-	-	-
Selected in NHL Entry Draft (Dukla Trencin, Czech.), June 1992. Traded to Dallas for Dan Kesa on November 29, 1995.												
Petrzalek, Jakub	09	RW-56	2	0	1	1	0	-	-	-	-	-
Acquired from the New York Rangers in exchange for Brad Isbister, November 21, 2006. Released, July 2009.												
Pettersson, Jorgen	85-86	LW-22	23	5	5	10	2	-	-	-	-	-
Acquired from St. Louis Blues to complete an earlier deal in which Hartford traded Mark Johnson and Greg Millen to St. Louis for Mike Liut and “future considerations,” April 1985. Traded to Washington Capitals for Doug Jarvis, December 1985.												

ALL-TIME ROSTER

	YEARS	POS.-NO.	REGULAR SEASON					PLAYOFFS				
			GP	G	A	TP	PIM	GP	G	A	TP	PIM
Picard, Alexandre	10	D-45	9	0	0	0	6	—	—	—	—	—
Acquired from Ottawa along with Ottawa's 2010 second-round pick in exchange for Matt Cullen, February 12, 2010. Signed with Montreal as a free agent, July 2010.												
Picard, Michel	90-92	LW-47	25	4	5	9	8	—	—	—	—	—
Selected in NHL Entry Draft (Trois-Riviere, QMJHL), June 1989. Traded to San Jose Sharks for "future considerations" (Yvon Corriveau), October 1992.												
Pierce, Randy	83-85	RW-38	34	9	5	14	17	—	—	—	—	—
Signed as a free agent (New Jersey), December 1982. Released, July 1985.												
Pietrangelo, Frank	91-94	G-40	54	0	0	0	6	7	0	0	0	0
Acquired from Pittsburgh Penguins for third- and seventh-round 1994 draft picks (Sven Butenschon, Serge Anbin), March 1992. Signed by New York Islanders as a free agent, August 1994.												
Pitkanen, Joni	08-13	D-25	266	24	116	140	218	18	0	8	8	16
Acquired from the Edmonton Oilers in exchange for Erik Cole, July 1, 2008.												
Pleau, Larry	72-79	C/W-4/24/29	468	157	215	372	180	66	29	22	51	37
Selected in WHA Player Selection Draft, February 1972 (Montreal). Traded to Indianapolis Racers, June 1978, but vetoed trade. Retired, September 1978. Came out of retirement, January 1979. Retired, September 1979.												
Plumb, Ron	77-80	D-6	131	8	29	37	65	23	2	8	10	16
Acquired from Cincinnati Stingers for Greg Carroll, February 1978. Released, July 1981.												
Ponikarovsky, Alexei	11-12	LW-23	49	7	8	15	26	—	—	—	—	—
Signed as a free agent, July 2011. Traded to New Jersey in exchange for Joe Sovo and a fourth-round pick (Jaccob Slavin) in the 2012 draft, January 2012.												
Pothier, Brian	10	D-5	20	1	3	4	11	—	—	—	—	—
Acquired from Washington along with Oskar Osala and Washington's 2011 second-round pick in exchange for Joe Corvo, March 3, 2010. Signed as a free agent with Geneve-Servette HC (Switzerland), July 2010.												
Poulin, Patrick	91-94	LW-37/24	93	22	32	54	50	7	2	1	3	0
Selected in NHL Entry Draft (St. Hyac, QMJHL), June 1991. Traded with Eric Weinrich to Chicago for Steve Larmer and Bryan Marchment, November 1993.												
Pratt, Nolan	96-00	D-41/4	157	4	19	23	235	3	0	0	0	2
Selected in 1993 NHL Entry Draft (Portland, WHL) in fifth round (115th overall). Traded to Colorado Avalanche along with Carolina's first-round pick (Vaclav Nedorost) and two second-round picks (Jared Aulin, Argis Saviels) in 2000 in exchange for Sandis Ozolinsh and a second-round pick in 2000 (Tomas Kurka), June 24, 2000.												
Primeau, Keith	96-99	C-55	234	82	94	176	346	6	0	3	3	6
Acquired along with Paul Coffey and a 1997 first-round draft pick (Nikos Tselios) from Detroit Red Wings for Brendan Shanahan and Brian Glynn on October 9, 1996. Traded to Philadelphia Flyers along with a fifth-round pick for Rod Brind'Amour, Jean-Marc Pelletier and a second-round pick in 2000, January 23, 2000.												
Pronger, Chris	93-95	D-44	124	10	34	44	167	—	—	—	—	—
Selected in NHL Entry Draft (Peterborough, OHL), June 1993. Hartford acquired San Jose's pick (2nd overall) in the 1993 draft in exchange for Hartford's first, second, and third picks in the 1993 draft and future considerations (Sergei Makarov). Also, Hartford sent a 1994 second-round pick to the Florida Panthers (Jason Podollan). Traded to St. Louis Blues for Brendan Shanahan, July 1995.												
Propp, Brian	93-94	LW-15/26	65	12	17	29	44	—	—	—	—	—
Signed as a free agent, October 1993. Released, June 1994.												
-Q-												
Quenneville, Joel	83-90	D-3	457	25	70	95	408	26	0	7	7	18
Acquired from Calgary Flames with Richie Dunn for Mickey Volcan, July 1983. Traded to Washington Capitals for cash, October 1990.												
-R-												
Raeder, Cap	75-77	G-35	29	0	0	0	2	15	0	1	1	0
Selected in WHA Amateur Draft (University of New Hampshire), June 1975. Released, August 1978.												
Ranheim, Paul	93-00	LW-14/28	432	49	80	129	117	6	0	0	0	2
Acquired with Gary Suter and Ted Drury from Calgary Flames for Zarley Zalapski, James Patrick and Michael Nylander, March 1994. Traded to Philadelphia Flyers in exchange for an eighth-round pick in 2002 entry draft, May 31, 2000.												
Reaugh, Daryl	90-92	G-31	20	0	0	0	4	—	—	—	—	—
Signed as a free agent, September 1989. Released, June 1992.												
Recchi, Mark	06-06	RW-18	20	4	3	7	12	25	7	9	16	18
Acquired from Pittsburgh for Krystofer Kolanos, Niklas Nordgren and a second-round draft pick in 2007, March 9, 2006.												
Reeds, Mark	87-89	RW-14/38	45	0	8	8	37	0	0	0	0	0
Acquired from St. Louis for a third-round 1989 draft pick, September 1987. (Later upgraded to a 1989 second-round pick in Charles Bourgeois deal (Rick Corriveau).)												
Reese, Jeff	93-95	G-35/30	37	0	1	1	0	—	—	—	—	—
Acquired from Calgary for Dan Kecmer, November 1993. Traded to Tampa Bay for a ninth-round draft pick in 1996 (Askhat Rakhmatullin), December 1, 1995.												
Renaud, Mark	79-83	D-32/20/28/25	142	5	47	52	80	—	—	—	—	—
Selected in NHL Entry Draft (Niagara Falls, OHL), August 1979. Selected by Buffalo Sabres in NHL Waiver Draft, October 1983.												
Rice, Steven	94-98	R-12	224	44	40	84	205	—	—	—	—	—
Signed as a free agent, August 1994. Bryan Marchment awarded as compensation to Edmonton Oilers.												
Richards, Todd	90-92	D-46	8	0	4	4	6	11	0	3	3	6
Acquired from Montreal Canadiens in October 1990. Released, June 1993.												
Richmond, Danny	05-06	D-51	10	0	1	1	7	—	—	—	—	—
Selected in NHL Entry Draft (Michigan, CCHA), June 21, 2003. Traded to Chicago along with a fourth-round pick in 2006 for Anton Babchuk and a fourth-round pick in 2007.												
Ritchie, Byron	98-02	C-15	33	0	2	2	19	—	—	—	—	—
Selected in NHL Entry Draft (Leithbridge, WHL), June 1995. Traded to Florida Panthers along with Sandis Ozolinsh for Bret Hedican, Kevyn Adams and Tomas Malec, January 16, 2002.												
Roberts, Doug	75-77	D-14	140	7	31	38	84	19	1	1	2	8
Signed as a free agent (Detroit, NHL), September 1975. Released, July 1977.												
Roberts, Gary	97-00	LW-10	207	57	87	144	343	6	1	1	2	8
Acquired from Calgary along with Trevor Kidd for Andrew Cassels and Jean-Sebastien Giguere, August 25, 1997. Signed by Toronto as a free agent, July 4, 2000.												
Roberts, Gordie	75-81	D-7	418	52	183	235	672	49	5	21	26	83
Signed as an underage junior from Victoria (WCHL), September 1975. Traded to Minnesota North Stars for Mike Fidler, December 1980.												
Robertson, Torrie	83-88	LW-32	299	34	75	109	1284	16	1	1	2	73
Acquired from Washington Capitals for Greg Adams, October 1983. Traded to Detroit Red Wings for Jim Pavese, March 1989.												
Rodney, Bryan	08-11	D-28/33/29	33	1	12	13	12	—	—	—	—	—
Signed as a free agent, May 12, 2008. Released, July 2011.												

	YEARS	POS.-NO.	REGULAR SEASON					PLAYOFFS				
			GP	G	A	TP	PIM	GP	G	A	TP	PIM
Rogers, Mike	75-81	C-17	434	182	285	467	139	49	13	24	37	14
Acquired from Edmonton Oilers with "future considerations" for Wayne Carleton, January 1976. Traded to New York Rangers for Gerry McDonald, Doug Sulliman and Chris Kotsopoulos, October 1981.												
Rourke, Allan	03-04	D-38	25	1	2	3	22	—	—	—	—	—
Acquired from the Toronto Maple Leafs for Harold Druken and Jeff Daw, May 2003.												
Rowe, Tom	80-82	RW-12/29	115	23	32	55	256	3	2	0	2	0
Acquired from Washington Capitals for Alan Hangleben, January 1980. Released, December 1981.												
Roy, Pierre	78-79	D-3	1	0	0	0	2	—	—	—	—	—
Signed for one game, April 1979. Released, April 1979.												
Rucinski, Mike	98-00	D-46/18	26	0	2	2	10	—	—	—	—	—
Selected in NHL Entry Draft, July 8, 1995. Traded to New Jersey Devils for Ted Drury, March 4, 2002.												
Ruutu, Tuomo	08-13	C/LW-15	321	85	115	200	257	16	1	3	4	8
Acquired from the Chicago Blackhawks in exchange for left wing Andrew Ladd, February 26, 2008.												
Ryan, Michael	08-09	C-36/20	18	0	2	2	2	—	—	—	—	—
Signed as a free agent, October 31, 2008. Released, June 2010.												
—S—												
Samson, Jerome	10-12	RW-71/67	46	2	7	9	18	—	—	—	—	—
Signed as s free agent, July 2, 2007.												
Samsonov, Sergei	08-11	LW-14	249	54	81	135	82	17	5	3	8	6
Claimed on waivers from the Chicago Blackhawks, January 8, 2008. Traded to the Florida Panthers in exchange for Bryan Allen, February 28, 2011.												
Samuelsson, Ulf	84-91	D-5	463	31	144	175	1108	31	2	5	7	109
Selected in NHL Entry Draft (Leksands, Sweden), June 1982. Traded to Pittsburgh Penguins with Ron Francis and Grant Jennings for John Cullen, Zarley Zalapski and Jeff Parker, March 1991.												
Sanderson, Geoff	90-98	LW/C-13/8	479	196	173	369	195	10	1	0	1	2
Selected in NHL Entry Draft, June 1990. Traded to Vancouver along with Sean Burke and Enrico Ciccone for Kirk McLean and Martin Gelin, January 3, 1998.												
Sandlak, Jim	93-95	R-14/52	40	6	2	8	32	—	—	—	—	—
Acquired from Vancouver Canucks as "future consideration" in March 1993 trade that saw the Whalers send Murray Craven and a 1993 fifth-round draft pick (Scott Walker) for Robert Kron, a 1993 third-round draft pick (Marek Malik) and "future considerations," May 1993. Contract expired, June 1995.												
Sanguinetti, Bobby	11-13	D-24	40	2	4	6	4	—	—	—	—	—
Acquired from the New York Rangers in exchange for a sixth-round pick in the 2010 NHL Entry Draft and a second-round pick in the 2012 NHL Entry Draft, June 26, 2010. Released, July 2013.												
Sarrizin, Dick	72-73	RW-16	35	4	7	11	0	—	—	—	—	—
Selected in WHA Player Selection Draft (Philadelphia Flyers), February 1973. Traded to Chicago Cougars for cash and an undisclosed draft choice, October 1973.												
Savard, Jean	79-80	C-6	1	0	0	0	0	—	—	—	—	—
Selected in NHL Expansion Draft (Chicago, NHL), June 1979. Released, July 1981.												
Schurman, Maynard	79-80	LW/C-24	7	0	0	0	0	—	—	—	—	—
Claimed from Philadelphia Flyers in NHL Expansion Draft, June 1979. Released, July 1980.												
Seidenberg, Dennis	07-09	D-4	137	6	45	51	57	16	1	5	6	16
Acquired from the Phoenix Coyotes in exchange for center Kevyn Adams, January 8, 2007. Released, July 2009.												
Selby, Brit	73-74	LW-18	65	13	29	42	48	13	3	4	7	13
Acquired from Philadelphia Blazers for Bob Brown, November 1972. Traded to Toronto Toros for Bob Charlebois, June 1973.												
Selwood, Brad	72-79	D-3	431	42	143	185	556	63	6	12	18	81
Selected in WHA Player Selection Draft (Toronto, WHA), February 1972. Chosen by Montreal Canadiens in NHL Reclaim Draft, June 1979.												
Semenko, Dave	86-87	LW-72	57	4	8	12	87	4	0	0	0	15
Acquired from Edmonton Oilers for a third-round 1988 draft pick (Trevor Sim), December 1986. Traded to Toronto Maple Leafs for Bill Root, September 1987.												
Semin, Alexander	13	LW-28	44	13	31	44	46	—	—	—	—	—
Signed as a free agent, July 26, 2012.												
Shanahan, Brendan	95-96	LW-94	76	45	34	79	125	—	—	—	—	—
Acquired from St. Louis Blues for Chris Pronger, July 27, 1995. Traded to Detroit Red Wings along with Brian Glynn for Keith Primeau, Paul Coffey and a first-round draft pick in 1997 (Nikos Tselios).												
Shank, Daniel	91-92	RW-36	13	2	0	2	18	5	0	0	0	22
Acquired from Detroit Red Wings for Chris Tancill, December 1991. Signed by Tampa Bay Lightning as a free agent, August 1992.												
Shaw, Brad	85-92	D-33/25/32	210	11	84	95	107	19	4	8	12	6
Acquired from Detroit Red Wings for an eighth-round 1984 draft pick (Lars Karlsson), May 1984. Signed to play in Italy, June 1988. Returned to Hartford, March 1989. Traded to New Jersey Devils for "future considerations," June 1992.												
Sheehy, Neil	87-88	D-0	26	1	4	5	116	1	0	0	0	7
Acquired from Calgary Flames with Carey Wilson and rights to Lane MacDonald for Shane Churla and Dana Murzyn, January 1988. Traded to Washington Capitals with Mike Millar for Grant Jennings and Ed Kastelic, July 1988.												
Sheehy, Tim	72-75/77-78/79-80	C/RW-15/10	244	92	92	184	70	35	14	19	33	26
Chosen in WHA Player Selection Draft (U.S. Olympic Team), February 1972. Traded to Edmonton Oilers for Ron Climie, February 1975. Acquired from Detroit Red Wings for "future considerations," February 1979. Released, July 1980.												
Sheppard, Ray	98-99	RW-26	84	29	35	64	18	6	5	1	6	2
Acquired from the Florida Panthers for Kirk McLean, March 24, 1998. Signed as a free agent by the Florida Panthers, November 15, 1999.												
Sherven, Gord	86-87	C/RW-36/22	8	0	0	0	0	—	—	—	—	—
Claimed from Edmonton Oilers in NHL Waiver Draft, October 1986. Joined Canadian Olympic Team, August 1987. Re-joined Hartford Whalers, February 1988. Signed to play in Switzerland, June 1988.												
Shmyr, Paul	81-82	D-3	66	1	11	12	134	—	—	—	—	—
Signed as a free agent after release by Minnesota North Stars, October 1981. Released, July 1982.												
Sidorkiewicz, Peter	87-92	G-30	178	0	9	9	12	15	0	1	1	2
Acquired from Washington Capitals with Dean Evason for David A. Jensen, March 1985. Selected by Ottawa Senators in NHL Expansion Draft, June 1992.												
Siltanen, Risto	82-86	D-8	277	40	118	158	122	—	—	—	—	—
Acquired with Brent Loney from Edmonton Oilers for Ken Linseman and Don Nachbaur, August 1982. Traded to Quebec Nordiques for John Anderson, March 1986.												
Sims, Al	79-81	D-3	156	26	67	93	98	3	0	0	0	2
Selected from Boston Bruins in NHL Expansion Draft, June 1979. Claimed by Los Angeles Kings in NHL Waiver Draft, October 1981.												
Skinner, Jeff	10-13	C/RW-53	188	64	67	131	128	—	—	—	—	—
Selected in NHL Entry Draft (Kitchener, OHL), June 25, 2010.												

ALL-TIME ROSTER

	YEARS	POS.-NO.	REGULAR SEASON					PLAYOFFS				
			GP	G	A	TP	PIM	GP	G	A	TP	PIM
Smedsmo, Dale	76-77	LW-24	15	2	0	2	54	—	—	—	—	—
Purchased from Cincinnati Stingers, November 1976. Traded to Cincinnati for "future considerations," February 1977.												
Smith, Al	72-75/77-80	G-1	290	0	11	11	139	37	0	1	1	14
Selected in WHA Player Selection Draft (Detroit), February 1972. Released, January 1976. Signed as a free agent, August 1977. Sold to Colorado Rockies, September 1980.												
Smith, Guy	72-74	RW-19	39	4	8	12	31	11	2	0	2	4
Selected in WHA Player Selection Draft (New Hampshire, ECAC), February 1972. Released, October 1973.												
Smith, Stuart	79-83	D-33/3	77	2	10	12	95	—	—	—	—	—
Selected in NHL Entry Draft (Peterborough, OHL), August 1979. Released, July 1985.												
Smyth, Kevin	93-96	LW-51/20/14	58	6	8	14	31	—	—	—	—	—
Selected in NHL Entry Draft (Moose Jaw, WHL), June 1992. Signed as a free agent with Orlando Solar Bears (IHL), August 1996.												
Spacek, Jaroslav	11-12	D-8	34	5	7	12	6	—	—	—	—	—
Acquired from the Montreal Canadiens in exchange for Tomas Kaberle, December 9, 2011. Released, July 2012.												
Staal, Eric	03-13	C-12	690	268	359	627	531	43	19	24	43	12
Selected in NHL Entry Draft (Peterborough, OHL), June 21, 2003.												
Staal, Jared	13	RW-13	2	0	0	0	2	—	—	—	—	—
Acquired from Phoenix in exchange for a 2010 fifth-round pick (138th overall - Louis Domingue), May 13, 2010.												
Staal, Jordan	13	C-11	48	10	21	31	32	—	—	—	—	—
Acquired from Pittsburgh in exchange for Brandon Sutter, Brian Dumoulin and a 2012 first-round pick (8th overall - Derrick Pouliot), June 22, 2012.												
Staniewski, Ed	83-85	G-1	19	0	0	0	2	—	—	—	—	—
Acquired from Winnipeg Jets for Mike Veisor, November 1983. Released, July 1985.												
Stephenson, Bob	79-80	RW-27/28	4	0	1	1	0	—	—	—	—	—
Selected in WHA Dispersal Draft (Birmingham, WHA), June 1979. Traded to Toronto Maple Leafs for Pat Boutette, December 1979.												
Stevens, John	90-95	D-45	44	0	8	8	34	—	—	—	—	—
Signed as a free agent, July 1990. Signed as a free agent with Philadelphia Flyers, June 1996.												
Stewart, Anthony	11-12	RW-13	77	9	11	20	30	—	—	—	—	—
Signed as a free agent, July 2, 2011. Traded to Los Angeles along with a 2013 fourth-round pick (96th overall - later traded to Edmonton - Kyle Platzer) and a 2014 sixth-round draft pick in exchange for Kevin Westgarth.												
St. Jacques, Bruno	03-04	D-25	53	2	7	9	43	—	—	—	—	—
Acquired along with Pavel Brendl from Philadelphia in exchange for Sami Kapanen and Ryan Bast, February 7, 2003.												
Stillman, Cory	05-08/11	LW-61	191	52	113	165	74	25	9	17	26	14
Signed as a free agent, August 2, 2005. Traded to the Ottawa Senators along with Mike Commodore in exchange for Joe Corvo and Patrick Eaves, February 11, 2008. Acquired from the Florida Panthers in exchange for Ryan Carter and a 2011 fifth-round draft pick, February 22, 2011. Released, July 2011.												
Storr, Jamie	03-04	G-1	14	0	0	0	0	—	—	—	—	—
Signed as a free agent, October 2003. Released June, 2004.												
Storm, Jim	93-95	LW-46/24	74	6	13	19	27	—	—	—	—	—
Selected in NHL Entry Draft (Michigan Tech., WCHA), June 1991. Released, August 1995.												
Stoughton, Blaine	78-84	RW-21	393	228	161	389	162	8	4	3	7	4
Purchased from Indianapolis Racers with Dave Inkpen, November 1978. Traded to New York Rangers for Scot Kleinendorst, February 1984.												
Stoyanovich, Steve	83-84	LW-7	23	3	5	8	11	—	—	—	—	—
Acquired from New York Islanders for a 1985 fifth-round draft choice (Tommy Hedland), August 1983. Released, July 1984.												
Sulliman, Doug	81-84	RW-22	221	57	71	128	73	—	—	—	—	—
Acquired from New York Rangers with Gerry McDonald and Chris Kotsopoulos, October 1981. Released, June 1984.												
Sullivan, Bob	82-83	C/LW-26	62	18	19	37	18	—	—	—	—	—
Signed as a free agent (Binghamton, AHL), August 1982. Released, August 1982.												
Surma, Damian	03-04	LW-52	2	1	1	2	0	—	—	—	—	—
Selected in the NHL Entry Draft (Plymouth, OHL), June 26, 1999. Released June 2004.												
Sutter, Brandon	08-12	C-16	286	53	54	107	64	—	—	—	—	—
Selected in the NHL Entry Draft (Red Deer, WHL), June 21, 2007. Traded to the Pittsburgh Penguins along with Brian Dumoulin and a first-round pick (Derrick Pouliot) in the 2012 Draft in exchange for Jordan Staal, June 22, 2012.												
Sutter, Brett	11-13	LW-42	19	0	3	3	15	—	—	—	—	—
Acquired from the Calgary Flames along with Ian White in exchange for Anton Babchuk and Tom Kostopoulos, November 27, 2010.												
Svoboda, Jaroslav	02-04	LW-62	91	8	14	22	40	23	1	4	5	28
Selected in NHL Entry Draft (Olomouc, Czech), June 27, 1998. Traded to the Dallas Stars for a fourth-round pick in 2005, June 2004.												
Swain, Garry	74-77	C/LW-20	171	22	33	55	70	25	3	5	8	56
Signed as a free agent after release by Pittsburgh Penguins, September 1974. Released, September 1977.												
-T-												
Tanabe, David	99-03, 06-07, 07-08	D-21/45	329	21	61	82	167	7	2	1	3	12
Selected in NHL Entry Draft (Wisconsin, WCHA) June 26, 1999. Traded to Phoenix along with Igor Knyazev for Danny Markov and a third-round draft pick, June 21, 2003. Signed as a free agent by Carolina, August 29, 2006. Released, July 2007. Signed as a free agent by Carolina, October 6, 2007.												
Tancill, Chris	90-92	RW/C-37	19	1	1	2	6	—	—	—	—	—
Selected in June 1989 NHL Supplemental Draft (Wisconsin, WCHA). Traded to Detroit Red Wings for Daniel Shank, December 1991.												
Terry, Chris	13	F-58	3	1	0	1	0	—	—	—	—	—
Selected in NHL Entry Draft (Plymouth, OHL), June 23, 2007.												
Tetarenko, Joey	03	RW-33	2	0	0	0	0	—	—	—	—	—
Signed as a free agent, July 2003. Released, June 2004.												
Thomson, Jim	88-89	RW-18	5	0	0	0	14	—	—	—	—	—
Acquired from Washington Capitals in exchange for Scot Kleinendorst, March 1989. Traded to New Jersey Devils for Chris Cichocki, October 1989.												
Tippett, Dave	84-90	LW-15	483	75	120	195	181	33	3	8	11	14
Signed as free agent (Canadian Olympic Team), March 1984. Traded to Washington for Washington's sixth-round choice (Jarrett Reid) in 1992 draft, September 30, 1990.												
Thlusty, Jiri	09-13	C/LW-19	202	47	45	92	64	—	—	—	—	—
Acquired from the Toronto Maple Leafs in exchange for the rights to Philippe Paradis, December 3, 2010.												
Tomlak, Mike	89-94	C/LW-28	141	15	22	37	103	10	0	1	1	4
Signed as a free agent (University of Western Ontario), May 1988. Released, June 1994.												
Troy, James	75-77	RW-25	21	0	0	0	50	2	0	0	0	29
Signed as a free agent (Beauce Jaros, NAHL), February 1976. Sold to Erie Blades (NAHL), January 1977.												

	YEARS	POS.-NO.	REGULAR SEASON					PLAYOFFS				
			GP	G	A	TP	PIM	GP	G	A	TP	PIM
Tselios, Nikos	02	D-48	2	0	0	0	2	-	-	-	-	-
Selected in NHL Entry Draft (Belleville, OHL), June 21, 1997.												
Tuer, Allan	88-90	D-40	6	0	0	0	29	-	-	-	-	-
Signed as a free agent (Minnesota North Stars), July 1989. Released, June 1990.												
Turcotte, Darren	93-95	C-12/89	66	19	29	48	26	-	-	-	-	-
Acquired with James Patrick from New York Rangers for Steve Larmer, Nick Kypreos, Barry Richter and a 1994 sixth-round pick (Yuri Litvinov), November 1993. Traded to Winnipeg Jets for Nelson Emerson, October 6, 1995.												
Turgeon, Sylvain	83-89	LW-16	370	178	150	328	366	25	3	7	10	18
Selected in NHL Entry Draft (Hull, QMJHL), June 1983. Traded to New Jersey Devils for Pat Verbeek, June 1989.												
Tverdokovsky, Oleg	05-06	D-70	72	3	20	23	37	5	0	0	0	0
Signed as a free agent by Carolina, August 4, 2005. Traded to the Los Angeles Kings along with the rights to defenseman Jack Johnson in exchange for center Eric Belanger and defenseman Tim Gleason, September 29, 2006.												
-V-												
Vasicek, Josef	00-06, 07	C-63	341	57	78	135	229	37	5	2	7	20
Selected in NHL Entry Draft (Slavia Praha, Czech), June 27, 1998. Traded to Nashville for Scott Walker, July 18, 2006. Acquired from Nashville in exchange for center Eric Belanger, February 9, 2007. Released, July 2007.												
Veisor, Mike	80-83	G-1/31	69	0	1	1	2	-	-	-	-	-
Acquired from Chicago Blackhawks for a second-round 1981 draft pick (Kevin Griffin), June 1980. Traded to Winnipeg Jets for Ed Staniowski, November 1983.												
Vellucci, Mike	87-88	D-35	2	0	0	0	11	0	0	0	0	0
Selected in NHL Entry Draft (Belleville, OHL), June 1984. Released, June 1989.												
Verbeek, Pat	89-95	LW/RW-16	404	185	200	385	1091	20	5	6	11	78
Acquired from New Jersey Devils for Sylvain Turgeon, June 1989. Traded to the New York Rangers for Glen Featherstone, Michael Stewart, the Rangers' first-round draft pick in 1995 (Jean-Sebastien Giguere) and a fourth-round pick in 1996 (Steve Wasylo).												
Volcan, Mickey	80-83	D-32/4	143	7	29	36	128	-	-	-	-	-
Selected in NHL Entry Draft (North Dakota, WCHA), June 1980. Traded to Calgary Flames for Richie Dunn and Joel Quenneville, July 1984.												
Vrbata, Radim	03-05	RW-19	106	19	16	35	32	-	-	-	-	-
Acquired from the Colorado Avalanche in exchange for Bates Battaglia, March 11, 2003. Traded to Chicago for future considerations, December 29, 2005.												
-W-												
Walker, Scott	06-10	RW-24	213	43	60	103	222	18	1	6	7	19
Acquired from Nashville in exchange for Josef Vasicek, July 18, 2006. Traded to Washington in exchange for Washington's 2010 seventh-round pick, March 3, 2010.												
Wallace, Tim	13	RW-29	28	1	1	2	17	-	-	-	-	-
Signed as a free agent, July 19, 2012. Released, July 2013.												
Wallin, Niclas	00-10	D-7	517	18	51	69	391	69	3	5	8	32
Selected in the fourth round of the 2000 NHL Entry Draft, June 2000 (Brynäs IF Gavle, Sweden). Traded to San Jose along with Carolina's 2010 fifth-round pick in exchange for Buffalo's 2010 second-round pick, February 7, 2010.												
Ward, Aaron	01-06/09-10	D-4	336	16	51	67	317	48	3	4	7	40
Acquired from Detroit Red Wings in exchange for a second round pick in the 2002 NHL Entry Draft, July 9, 2001. Signed by the New York Rangers as a free agent, July 3, 2006. Re-acquired from Boston in exchange for Patrick Eaves and a 2010 fourth-round pick, July 24, 2009. Traded to Anaheim in exchange for Justin Pogge and Boston's 2010 fourth-round pick, March 3, 2010.												
Ward, Cam	05-13	G-30	431	1	9	10	18	41	0	1	1	0
Selected in the NHL Entry Draft (Red Deer, WHL), June 22, 2002.												
Warner, Jim	78-80	RW-25	73	6	12	18	30	1	0	0	0	0
Signed as a free agent (Colorado College), June 1978. Released, July 1980.												
Watt, Mike	03	C-29	5	0	0	0	0	-	-	-	-	-
Signed as a free agent, July 31, 2002.												
Webster, Tom	72-78	RW-8	352	220	205	435	241	43	28	26	54	19
Chosen in WHA Player Selection Draft (California Golden Seals, NHL), February 1972. Retired, October 1978.												
Weekes, Kevin	02-04	G-80	119	0	0	0	8	8	0	0	0	0
Acquired from Tampa Bay Lightning in exchange for Shane Willis and Chris Dingman, March 5, 2002. Released June 2004.												
Weeks, Steve	84-88	G-31/35	94	0	1	1	11	4	0	0	0	0
Acquired from New York Rangers for a 1986 third-round pick (Shaun Clouston). September 1984. Traded to Vancouver Canucks for Richard Brodeur, March 1988.												
Weinrich, Eric	92-94	D-4/5	87	8	30	38	78	-	-	-	-	-
Acquired from New Jersey Devils with Sean Burke for Bobby Holik and a second-round 1993 draft pick (Jay Pandolfo), August 1992. Traded with Patrick Poulin to Chicago Blackhawks for Steve Larmer and Bryan Marchment.												
Weight, Doug	06-06	C-39	23	4	9	13	25	23	3	13	16	20
Acquired from St. Louis along with Erkki Rajamaki for Jesse Boulerice, Magnus Kahnberg, Mike Zigomanis, Carolina's first-round selection in 2006 (later traded to New Jersey, 30th overall - Matthew Corrente), Toronto's fourth-round selection in 2006 (106th overall - Reto Berra) and Chicago's fourth-round selection in 2007, January 30, 2006. Signed by St. Louis as a free agent, July 2, 2006.												
Weir, Wally	84-85	D/LW-23	34	2	3	5	56	-	-	-	-	-
Selected from Quebec Nordiques in NHL Waiver Draft, October 1984. Placed on waivers and claimed by Pittsburgh Penguins, February 1985.												
Welsh, Jeremy	12-13	C-23	6	0	1	1	4	-	-	-	-	-
Signed as a free agent, April 2012.												
Wesley, Blake	81-83	D-6	100	9	19	28	169	-	-	-	-	-
Acquired from Philadelphia Flyers with Don Gillen, Rick MacLeish, first-, second- and third-round picks in 1982 NHL Entry Draft (Paul Lawless, Mark Paterson, Kevin Dineen) for Ray Allison, Fred Arthur and the Whalers' first- and third-round picks in the 1982 Draft (Ron Sutter, Miroslav Dvorak), July 1981. Traded to Quebec Nordiques for Pierre Lacroix, December 1982.												
Wesley, Glen	94-08	D-20/2	913	51	176	227	620	59	0	4	4	30
Acquired from Boston for first-round draft picks in the 1995 (Kyle McClaren), 1996 (Jonathan Aitken), and 1997 (Sergei Samsonov) NHL Entry Drafts, August 26, 1994. Traded to Toronto in exchange for a second-round pick in the 2004 NHL Entry Draft, March 9, 2003. Signed as a free agent, July 8, 2003. Retired as a player, June 5, 2008.												
Westgarth, Kevin	13	RW-8	31	2	2	4	45	-	-	-	-	-
Acquired from Los Angeles in exchange for Anthony Stewart, a 2013 fourth-round pick (96th overall - later traded to Edmonton - Kyle Platzer) and a 2014 sixth-round pick, January 13, 2013.												

ALL-TIME ROSTER

	YEARS	POS.-NO.	REGULAR SEASON					PLAYOFFS				
			GP	G	A	TP	PIM	GP	G	A	TP	PIM
Westlund, Tommy	99-02	RW-16	203	9	13	22	48	25	1	0	1	17
Selected in NHL entry draft (Brynäs Gavle, Sweden), June 27, 1998. Released, June 2003.												
White, Ian	10-11	D-7	39	0	10	10	12	—	—	—	—	—
Acquired from the Calgary Flames along with Brett Sutter in exchange for Anton Babchuk and Tom Kostopoulos, November 17, 2010. Traded to San Jose in exchange for a 2012 second-round draft pick, February 18, 2011.												
Whitmore, Kay	88-92	G-35	75	0	5	5	24	2	0	0	0	0
Selected in NHL Entry Draft (Peterborough, OHL), June 1985. Traded to Vancouver Canucks for Corrie D'Alessio and a 1993 fifth-round pick, October 1992. Pick was later returned in Murray Craven trade.												
Whitney, Ray	05-10	LW-13	372	119	215	334	176	42	12	14	26	18
Signed as a free agent by Carolina, August 6, 2005. Signed as a free agent with Phoenix, July 2010.												
Williams, Dave	87-88	LW-22/25	28	6	0	6	93	—	—	—	—	—
Signed as a free agent after release by Los Angeles Kings, October 1987. Retired, February 1988.												
Williams, Justin	04-09	RW-11	265	81	120	201	217	25	7	11	18	34
Acquired from the Philadelphia Flyers in exchange for Danny Markov, January, 2004. Traded to Los Angeles in exchange for Patrick O'Sullivan and Calgary's 2009 second-round draft pick, March 4, 2009.												
Williams, Tommy	72-74	C-9	139	31	58	89	20	19	6	14	20	12
Signed as a free agent (Boston Braves, AHL), September 1972. Retired after being claimed by Indianapolis Racers in WHA Expansion Draft, May 1974, but signed with the expansion Washington Capitals of the NHL later that summer.												
Willis, Shane	98-02, 06	RW-45/25	141	27	34	61	69	2	0	0	0	0
Selected in NHL Entry Draft (Leithbridge, WHL), June 1997. Traded to Tampa Bay Lightning along with Chris Dingman in exchange for Kevin Weekes, March 5, 2002. Signed as a free agent by Carolina, July 18, 2006. Released, July 2007.												
Wilson, Carey	87-89/90-91	C-33	125	37	46	83	59	6	2	4	6	2
Acquired from Calgary Flames with Neil Sheehy and rights to Lane MacDonald for Shane Churla and Dana Murzyn, January 1988. Traded to New York Rangers with a 1990 fifth-round draft pick (Lubos Rob) for Brian Lawton, Don Maloney and Norm MacIver, December 1988. Acquired from New York Rangers along with a third-round 1991 draft choice (Michael Nylander) for Jody Hull, July 1990. Traded to Calgary Flames for Mark Hunter, March 1991.												
-Y-												
Yake, Terry	88-93	C-38/25	104	24	37	61	60	6	1	1	2	16
Selected in NHL Entry Draft (Brandon, OHL), June 1987. Selected by Mighty Ducks of Anaheim in 1993 Expansion Draft, June 1993.												
Yates, Ross	83-84	C-28	7	1	1	2	4	—	—	—	—	—
Signed as a free agent (Mt. Allison University), March 1981. Released, May 1984.												
Yelle, Stephane	09-10	C-18	59	4	3	7	28	—	—	—	—	—
Signed as a free agent, August 19, 2009. Traded to Colorado along with Harrison Reed in exchange for Cedric LaLonde-McNicol and Colorado's 2010 sixth-round pick, March 3, 2010.												
Young, Scott	87-90	RW-D/27	197	49	89	138	82	13	5	0	5	8
Selected in NHL Entry Draft (Boston University, Hockey East), June 1986. Traded to Pittsburgh Penguins for Rob Brown, December 1990.												
-Z-												
Zalapski, Zarley	90-94	D-3	229	44	121	165	272	7	3	6	7	14
Acquired from Pittsburgh Penguins with John Cullen and Jeff Parker for Ron Francis, Ulf Samuelsson and Grant Jennings, March 1991. Traded with James Patrick and Michael Nylander to Calgary Flames for Gary Suter, Paul Ranheim and Ted Drury, March 1994.												
Zigomanis, Mike	03-06	C-46/18	57	3	4	7	6	—	—	—	—	—
Selected in the NHL Entry Draft (Kingston, OHL), June 23, 2001. Traded to St. Louis along with Jesse Boulerice, Magnus Kahnberg, Carolina's first-round pick in 2006 (later traded to New Jersey, 30th overall - Matthew Corrente), Toronto's fourth-round selection in 2006 (106th overall - Reto Berra) and Chicago's fourth-round selection in 2007, January 30, 2006.												
Zuke, Mike	83-86	C-20	159	10	37	47	60	—	—	—	—	—
Claimed from St. Louis Blues in NHL Waiver Draft, October 1983. Released, November 1985.												

ALL-TIME GOALTENDING

GOALTENDER	REGULAR SEASON						PLAYOFFS				
	YEARS	GP	MIN	GA	SO	GAA	GP	MIN	GA	SO	GAA
Abrahamsson, Christer	74-77	102	5,739	342	3	3.58	3	90	5	—	3.33
Barrasso, Tom	01-02	34	1,908	83	2	2.61	—	—	—	—	—
Berglund, Bill	73-75	5	216	13	0	3.61	—	—	—	—	—
Boucher, Brian	11-12	10	546	31	0	3.41	—	—	—	—	—
Brodeur, Richard	87-88	6	340	15	0	2.65	4	200	12	0	3.60
Burke, Sean	92-98	281	15,893	819	11	3.09	—	—	—	—	—
Cooley, Gaye	75-76	—	—	—	—	—	1	3 sec.	0	0	0.00
D'Alessio, Corrie	92-93	1	11	0	0	0.00	—	—	—	—	—
DesRochers, Patrick	03	2	122	7	0	3.44	—	—	—	—	—
Ellis, Dan	13	19	997	52	1	3.13	—	—	—	—	—
Fichaud, Eric	99-00	9	490	24	1	2.94	—	—	—	—	—
Fitzpatrick, Mark	99-00	3	107	8	0	4.49	—	—	—	—	—
Fountain, Mike	97-98	3	163	10	0	3.68	—	—	—	—	—
Garrett, John	78-82	163	9,592	655	2	4.10	9	507	40	0	4.73
Gerber, Martin	05-06	60	3,493	162	3	2.78	—	—	—	—	—
Giguere, J.S.	96-97	8	394	24	0	3.65	6	221	13	1	3.53
Gosselin, Mario	92-94	23	1,106	78	0	4.23	—	—	—	—	—
Grahame, John	06-08	45	2,364	125	0	3.17	—	—	—	—	—
Hoganson, Paul	75-76	4	224	16	0	4.29	—	—	—	—	—
Holland, Ken	80-81	1	60	7	0	7.00	—	—	—	—	—
Irbe, Arturs	98-04	309	17,816	739	20	2.49	30	1846	65	1	2.11
Jablonski, Pat	97-98	5	279	14	0	3.01	—	—	—	—	—
Kidd, Trevor	97-99	72	4043	158	5	2.34	—	—	—	—	—
Landon, Bruce	72-77	122	6,695	386	2	3.46	8	389	21	0	3.24
Legace, Manny	09-10	28	1,472	69	1	2.81	—	—	—	—	—
Leighton, Michael	08-09	29	1,537	82	0	3.20	—	—	—	—	—
Lenarduzzi, Mike	92-94	4	189	10	0	3.17	—	—	—	—	—
Levasseur, Louis	77-78	27	1,655	91	3	3.30	12	719	31	0	2.59
Liut, Mike	85-90	252	14,660	823	13	3.37	17	933	50	1	3.22
McKay, Ross	90-91	1	35	3	0	5.14	—	—	—	—	—
McLean, Kirk	97-98	8	401	22	0	3.29	—	—	—	—	—
Moss, Tyler	00-01	12	557	37	0	3.99	—	—	—	—	—
Millen, Greg	81-85	219	12,963	919	4	4.25	—	—	—	—	—
Murphy, Mike	11-12	2	36	0	0	0.00	—	—	—	—	—
Muse, John	13	—	—	—	—	—	—	—	—	—	—
Muzzatti, Jason	95-97	53	2,604	140	1	3.23	—	—	—	—	—
Nastiuk, Kevin	05-06	—	—	—	—	—	—	—	—	—	—
Quimet, Ted	73-75	1	20	3	0	9.00	—	—	—	—	—
Peters, Justin	10-13	47	2,478	137	2	3.32	—	—	—	—	—
Pietrangelo, Frank	91-95	54	2,663	182	0	4.10	7	425	19	0	2.68
Raeder, Cap	75-77	28	1,428	77	2	3.24	15	879	38	2	2.59
Reaugh, Daryl	90-91	20	1,010	53	1	3.15	—	—	—	—	—
Reese, Jeff	93-96	37	1,838	96	2	3.13	—	—	—	—	—
Sidorkiewicz, Peter	87-92	178	10,346	575	8	3.33	15	912	55	0	3.62
Smith, Al	72-75/77-80	290	17,143	941	12	3.29	37	2067	134	1	3.89
Stanowski, Ed	83-85	19	1,060	75	0	4.25	—	—	—	—	—
Storr, Jamie	03-04	14	660	32	0	2.91	—	—	—	—	—
Tracy, Tripp	97-98	—	—	—	—	—	—	—	—	—	—
Veisor, Mike	80-84	69	3,809	309	2	4.87	—	—	—	—	—
Ward, Cam	05-13	431	24,650	1,127	21	2.74	41	2,421	96	4	2.38
Weekes, Kevin	02-04	119	6,849	275	11	2.41	8	408	11	2	1.62
Weeks, Steve	84-88	94	5,284	324	4	3.68	4	205	9	0	2.64
Whitmore, Kay	88-92	75	4,039	243	3	3.61	3	154	11	0	4.29

ALL-TIME COACHING RECORDS

COACH	GAMES	W	L	T/OT	OTL	PTS	PCT	DATES
Peter Laviolette	323	167	122	30	4	368	.570	12/15/03 to 12/03/08
Paul Maurice	920	384	391	129	16	913	.496	11/06/95 to 12/15/03
Kirk Muller	105	44	45	16		104	.495	12/03/08 to 11/28/11
Rick Ley	160	69	71	20		158	.494	11/28/11 to present
Jack Evans	374	163	174	37		363	.485	10/12/89 to 5/29/91
Don Blackburn	140	42	63	35		119	.425	9/17/83 to 2/06/88
Larry Pleau	224	81	117	26		188	.420	10/11/79 to 2/20/81
								2/20/81 to 6/02/82
								1/24/83 to 3/07/83
								2/07/88 to 5/16/89
Jim Roberts	80	26	41	13		65	.406	9/07/91 to 6/15/92
Paul Holmgren	161	54	93	14		122	.379	6/15/92 to 11/16/93
								1/21/95 to 11/06/95
Pierre McGuire	67	23	37	7		53	.368	11/16/93 to 5/19/94
Larry Kish	49	12	32	5		29	.296	6/02/82 to 1/24/83
John Cuniff	13	3	9	1		7	.269	3/07/83 to 4/03/83
TOTALS	2,616	1,068	1,195	333	20	2,489	.476	

OTHER APPEARANCES

ALL-STAR GAME APPEARANCES

PLAYER	YEAR	POS.	GP	G	A	PTS	PLAYER	YEAR	POS.	GP	G	A	PTS
Gordie Howe ✱	1980	RW	1	0	1	1	Geoff Sanderson	1994	LW	1	0	1	1
Mark Howe	1981	D	1	0	0	0	Brendan Shanahan	1996	LW	1	1	0	1
Mike Rogers	1981	C	1	0	0	0	Geoff Sanderson	1997	LW	1	1	0	1
Blaine Stoughton	1982	RW	1	0	0	0	Arturs Irbe	1999	G	1	0	1	1
Ron Francis ❖	1983	C	1	0	0	0	Keith Primeau	1999	C	1	0	0	0
Mark Johnson	1984	C	1	0	3	3	Sami Kapanen	2000	LW	1	0	0	0
Ron Francis ❖	1985	C	1	1	0	1	Sandis Ozolinsh	2001	D	1	0	1	1
Sylvain Turgeon	1986	LW	1	0	1	1	Sami Kapanen	2002	LW	1	1	1	2
Ulf Samuelsson ✱	1987	D	2	0	0	0	Jeff O'Neill	2003	RW	1	0	0	0
Kevin Dineen ✱	1987	RW	2	1	0	1	Eric Staal	2007	C	1	1	0	0
Kevin Dineen	1988	RW	1	0	2	2	Justin Williams	2007	RW	1	1	1	0
Kevin Dineen	1989	RW	1	0	0	0	Eric Staal ○	2008	C	1	2	1	3
Ron Francis ❖	1990	C	1	0	2	2	Eric Staal	2009	C	1	1	0	1
Pat Verbeek	1991	LW	1	0	1	1	Jeff Skinner □	2011	C/RW	1	0	1	1
John Cullen	1992	C	1	0	0	0	Eric Staal ✱	2011	C	1	2	0	2
Zarley Zalapski	1993	D	1	0	0	0	Cam Ward	2011	G	1	0	0	0

✱ Represented the NHL in a two-game series vs. Soviet National Team at Rendez-Vous '87.

❖ Francis was named to the 1986 Wales Conference All-Star Team but did not play due to injury.

✱ Gordie Howe played in an NHL record 23 All-Star Games, the previous 22 while he was with Detroit.

○ Eric Staal was named All-Star Game MVP as the Eastern Conf. beat the Western Conf. 8-7.

□ Became the youngest player to play in an NHL All-Star Game (18 years, 259 days).

✱ Served as captain of Team Staal.

OLYMPIANS

PLAYER	REPRESENTED	YEAR(S)	FINISH	PLAYER	REPRESENTED	YEAR(S)	FINISH
Tim Gleason	U.S.A.	2010	SILVER	Lane MacDonald	U.S.A.	1988	7th
Joni Pitkanen	Finland	2010	BRONZE	Gord Sherven*	Canada	1984, 1988	4th, 4th
Tuomo Ruutu	Finland	2010	BRONZE	James Patrick	Canada	1984	7th
Frantisek Kaberle	Czech Republic	2006	BRONZE	David A. Jensen	U.S.A.	1984	7th
Martin Gerber	Switzerland	2006	6th	Mark Fusco	U.S.A.	1984	7th
Eric Staal	Canada	2006, 2010	7th, GOLD	Kevin Dineen	Canada	1984	4th
Erik Cole	U.S.A.	2006	8th	Carey Wilson	Canada	1984	4th
Matt Cullen	U.S.A.	2006	8th	Dave Tippett	Canada	1984	4th
Bret Hedican	U.S.A.	2006	8th	Rob McClanahan	U.S.A.	1980	GOLD
Peter Laviolette (head coach)	U.S.A.	2006	8th	Mark Johnson	U.S.A.	1980	GOLD
Doug Weight	U.S.A.	2006	8th	Danny Bolduc	U.S.A.	1976	4th
Sami Kapanen	Finland	1994, 1998, 2002	3rd, 3rd, 5th	Steve Alley	U.S.A.	1976	4th
Tom Barrasso	U.S.A.	2002	SILVER	Paul Hurley	U.S.A.	1968, 1972	6th, SILVER
Keith Primeau	Canada	1998	4th	Mark Howe	U.S.A.	1972	SILVER
Ted Drury	U.S.A.	1994	8th	Tim Sheehy	U.S.A.	1972	SILVER
Ted Crowley	U.S.A.	1994	8th	Kevin Ahearn	U.S.A.	1972	SILVER
Manny Legace	Canada	1994	SILVER	Christer Abrahamsson	Sweden	1972	4th
Andrei Nikolishin	Russia	1994	4th	Tommy Abrahamsson	Sweden	1972	4th
Robert Petrovicky	Slovakia	1994	6th	Larry Pleau	U.S.A.	1968	6th
Sean Burke	Canada	1988, 1992	4th, SILVER	John Cunneiff	U.S.A.	1968	6th
Eric Weinrich	U.S.A.	1988	7th	Tommy Williams	U.S.A.	1960	GOLD
Zarley Zalapski	Canada	1988	4th				
Scott Young	U.S.A.	1988	7th				

*Injured prior to 1984 Olympic games and did not play.

MILESTONE NHL WINS

WIN	SCORE	OPPONENT	DATE	WINNING GOAL	GOALIE
1st	6-4	Los Angeles*	10/19/79	Mark Howe	John Garrett
25th	4-1	Colorado*	3/15/80	Greg Carroll	Al Smith
50th	4-2	Minnesota*	11/7/81	Jordy Douglas	John Garrett
75th	5-2	NY Rangers*	12/4/82	Blaine Stoughton	Greg Millen
100th	6-3	Buffalo	12/21/83	Ron Francis	Ed Staniowski
200th	6-2	St. Louis*	12/10/86	Stewart Gavin	Steve Weeks
300th	4-0	St. Louis*	3/25/89	Ron Francis	Peter Sidorkiewicz
400th	5-2	St. Louis*	11/18/92	Pat Verbeek	Sean Burke
500th	1-0	New Jersey	4/4/97	Nelson Emerson	Jason Muzzatti
600th	6-1	NY Islanders	4/10/99	Sami Kapanen	Trevor Kidd
700th	6-2	Boston	2/28/02	Kevyn Adams	Arturs Irbe
800th	4-3	Boston*	3/1/06	Aaron Ward	Cam Ward
900th	4-3	NY Islanders	10/25/08	Chad LaRose	Cam Ward
1,000th	6-4	Toronto*	1/24/11	Jeff Skinner	Cam Ward

*Indicates home game

NHL ALL-STAR TEAM

PLAYER	SEASON	POS	TEAM
Mike Liut	1986-87	G	Second Team
Eric Staal	2005-06	C	Second Team

NHL AWARD WINNERS

PLAYER	SEASON	AWARD	FOR
Doug Jarvis	1986-87	Masterton Trophy	Perseverance/dedication to hockey
Peter Karmanos	1998	Lester Patrick Trophy	Service to hockey in the U.S.
Ron Francis	2001-02	Lady Byng Trophy	High level of play + sportsmanship
Ron Francis	2001-02	King Clancy Trophy	Leadership + community efforts
Ron Francis	2001-02	NHL Foundation Award	Community efforts
Cam Ward	2005-06	Conn Smythe Trophy	Most valuable player (playoffs)
Rod Brind'Amour	2005-06	Selke Trophy	Best defensive forward
Rod Brind'Amour	2006-07	Selke Trophy	Best defensive forward
Jeff Skinner	2010-11	Calder Trophy	Rookie of the year

NHL ALL-ROOKIE TEAM

PLAYER	SEASON	POS
Sylvain Turgeon	1983-84	G
Dana Murzyn	1985-86	D
Peter Sidorkiewicz	1988-89	G
Brad Shaw	1989-90	D
Chris Pronger	1993-94	D
Shane Willis	2000-01	RW
Jeff Skinner	2010-11	F
Justin Faulk	2011-12	D

1979 ENTRY DRAFT (6 ROUNDS)

General Manager: Jack Kelley | Player Personnel Director: Bill Dineen

ROUND/OVERALL/PLAYER	POS	TEAM
1 18 Allison, Ray	RW	Brandon (WHL)
2 39 Smith, Stuart	D	Peterborough (OHL)
3 60 Nachbaur, Don	LW	Billings (WHL)
4 81 Neufeld, Ray	RW	Edmonton (WHL)
5 102 Renaud, Mark	D	Niagara (OHL)
6 123 McDonald, Dave	LW	Brandon (WHL)

1980 ENTRY DRAFT (10 ROUNDS)

General Manager: Jack Kelley | Player Personnel Director: Bill Dineen

ROUND/OVERALL/PLAYER	POS	TEAM
1 8 Arthur, Fred	D	Cornwall (QMJHL)
2 29 Galarneau, Michel	C	Hull (QMJHL)
3 50 Volcan, Mickey	D	North Dakota (WCHA)
4 71 McClelland, Kevin	RW	Niagara (OHL)
5 92 Jensen, Darren	G	North Dakota (WCHA)
6 113 Cerri, Mario	C	Ottawa (OHL)
7 134 Martin, Mike	D	Sudbury (OHL)
8 155 Denat, Brent	LW	Michigan Tech (WCHA)
9 176 Fricker, Paul	G	Michigan (WCHA)
10 197 Bokshowan, Lorne	C	Saskatoon (WHL)

1981 ENTRY DRAFT (10 ROUNDS)

General Manager: Larry Pleau | Player Personnel Director: Bill Dineen

ROUND/OVERALL/PLAYER	POS	TEAM
1 4 Francis, Ron	C	Sault Ste. Marie (OHL)
2 25		Traded to CHI (Kevin Griffen) in Mike Veisor trade.
3 46		Traded to MTL (Dieter Hegen) in Rick Meagher trade.
3* 61 McDermid, Paul	C	Windsor (OHL)
		Acquired pick from MTL in Rick Meagher trade.
4 67 Hoffman, Mike	LW	Brantford (OHL)
5 88		Traded to MTL (Steve Rooney) in Rick Meagher trade.
5* 93 Maguire, Bill	D	Niagara (OHL)
		Acquired pick from NYR in Nick Fotiu trade.
6 109		Traded to PIT (Paul Edwards) in Gilles Lupien trade.
7 130 Mokosak, John	D	Victoria (WHL)
8 151 Dore, Dennis	RW	Chicoutimi (QMJHL)
9 172 Poeschl, Jeff	G	N. Michigan (CCHA)
10 193 Power, Larry	C	Kitchener 'B' (OPJHL)

1982 ENTRY DRAFT (12 ROUNDS)

General Manager: Larry Pleau | Player Personnel Director: Bill Dineen

ROUND/OVERALL/PLAYER	POS	TEAM
1 4		Traded to PHI (Ron Sutter) in Rick MacLeish trade.
1* 14 Lawless, Paul	LW	Windsor (OHL)
		Pick acquired from PHI in Rick MacLeish trade.
2 25		Traded to PHI in Norm Barnes trade.
		Later transferred to TOR (Peter Ihnacek).
2* 35 Paterson, Mark	D	Ottawa (OHL)
		Pick acquired from PHI in Rick MacLeish trade.
3 46		Traded to PHI (Miroslav Dvorak) in Rick MacLeish trade.
3* 56 Dineen, Kevin	RW	Denver (WCHA)
		Pick acquired from PHI in Rick MacLeish trade.
4 67 Samuelsson, Ulf	D	Leksands (Sweden)
5 88 Ferraro, Ray	C	Penticton 'B' (BCJHL)
6 109 Gilhen, Randy	LW	Winnipeg (WHL)
7 130 Johannson, Jim	C	Rochester May H.S.
8 151 Krampotich, Mickey	C	Hibbing H.S.
9 172 Skilliter, Kevin	D	Cornwall (OHL)
10 193		Traded to NYR (Simo Saarinen) in Chris Kotsopoulos trade.
11 214 Linse, Martin	C	Djurgardesn (Sweden)
12 234 Cameron, Randy	D	Winnipeg (WHL)

1983 ENTRY DRAFT (12 ROUNDS)

General Manager: Emile Francis | Player Personnel Director: Steve Brklacich

ROUND/OVERALL/PLAYER	POS	TEAM
1 2 Turgeon, Sylvain	LW	Hull (QMJHL)
1* 20 Jensen, David A.	C	Lawrence Academy
		Pick acquired from PHI in Mark Howe trade.
2 23 Siren, Ville	D	Ilves (Finland)
3 44		Traded to PHI in Mark Howe trade.
3* 62 Karlsson, Leif	D	Mora (Sweden)
		Pick acquired from EDM
4 65 MacLean, Dave	RW	Belleville (OHL)
4* 72 Chykowski, Ron	C	St. Albert (AJHL)
		Pick acquired from QUE in John Garrett trade.
5 86		Traded to NYI (Bob Caulfield) in Gary Howatt trade.
6 107 Johnson, Brian	D	Silver Bay H.S.
7 128 Reekie, Joe	D	North Bay (OHL)
8* 148 DuPerron, Chris	D	Chicoutimi (QMJHL)
8 149 Falle, James	G	Clarkson (ECAC)
		Pick acquired from PIT in Rick MacLeish trade.
9 170 Fordy, Bill	LW	Guelph (OHL)
10 191		Traded to TOR (Greg Rolston) in Paul Marshall trade.
10* 201 Karlsson, Reine	LW	Sodertalje (Sweden)
		Pick acquired from NYR in Rob McClanahan trade.
11 212 Acton, Allan	LW	Saskatoon (WHL)
12 233 Kaminski, Darcy	D	Lethbridge (WHL)

1984 ENTRY DRAFT (12 ROUNDS)

General Manager: Emile Francis | Player Personnel Director: Steve Brklacich

ROUND/OVERALL/PLAYER	POS	TEAM
1 5		Traded to MTL (Peter Svoboda) in Pierre Larouche trade.
1* 11 Cote, Sylvain	D	Quebec (QMJHL)
		Pick acquired from MTL in Pierre Larouche trade.
2 26		Traded to MTL in Pierre Larouche trade. Later transferred to STL (Brian Benning).
3 47		Traded to PHI (John Stevens).
4 68		Traded to WIN (Chris Mills) in Norm Dupont trade.
5 89		Traded to MIN (Jiri Poner) in Mark Johnson trade.
6 110 Millar, Mike	RW	Brantford (OHL)
7 131 Vellucci, Mike	D	Belleville (OHL)
8 152		Traded to DET (Lars Karlsson) in Brad Shaw trade.
9 173 Devereaux, John	C	Scituate H.S.
10 193 Regan, Brent	RW	St. Albert Jr. Saints (AJHL)
11 214 Culhane, Jim	D	W Michigan (CCHA)
12 234 Abrie, Peter	G	North Bay (OHL)

1985 ENTRY DRAFT (12 ROUNDS)

General Manager: Emile Francis | Player Personnel Director: Steve Brklacich

ROUND/OVERALL/PLAYER	POS	TEAM
1 5 Murzyn, Dana	D	Calgary (WHL)
2 26 Whitmore, Kay	G	Peterborough (OHL)
3 47		Traded to MTL (Rocky Dundas) in Pierre Larouche trade.
3 58		Acquired pick from MTL in Pierre Larouche trade.
		Traded to PIT (Bruce Racine) in Greg Malone trade.
4 68 Callahan, Gary	C	Belleville (OHL)
5 89		Traded to NYI (Tommy Hedlund) in Steve Stoyanovich trade.
6 110 Churla, Shane	RW	Medicine Hat (WHL)
7 131 Brant, Chris	LW	Sault Ste. Marie (OHL)
8 152 Puhalsky, Brian	LW	Notre Dame H.S.
9 173 Dornbach, Greg	C	Miami (OH) (CCHA)
10 194 Tory, Paul	C	University Ill-Chicago(CCHA)
11 215 Palvloski, Jerry	D	Harvard (ECAC)
12 236 Hill, Bruce	LW	Denver (WCHA)

NHL DRAFT HISTORY

1986 ENTRY DRAFT (12 ROUNDS)

General Manager: Emile Francis | Player Personnel Director: Steve Brklacich

ROUND/OVERALL/PLAYER	POS	TEAM
1 11 Young, Scott	RW	Boston Univs. (Hockey East)
2 32 Laforge, Marc	D	Kingston (OHL)
3 53	Traded to NYR (Shawn Clouston) in Steve Weeks trade.	
4 74 Chapman, Brian	D	Belleville (OHL)
5 95	G	W. Michigan (CCHA)
6 116	RW	Calgary (WHL)
7 137	C	Hibbing H.S.
8 158	C	W. Michigan (CCHA)
9 179	RW	Sherwood Park H.S.
10 200	G	Cornwall (OHL)
11 221	D	Penticton H.S.
12 242	C	Kingston (OHL)

1987 ENTRY DRAFT (12 ROUNDS)

General Manager: Emile Francis | Player Personnel Director: Steve Brklacich

ROUND/OVERALL/PLAYER	POS	TEAM
1 18 Hull, Jody	RW	Peterborough (OHL)
2 39 Burt, Adam	D	North Bay (OHL)
3 60	Traded to CHI (Mike Dagenais) in Bill Gardner trade.	
4 81 Yake, Terry	C	Brandon (WHL)
5 102	D	Denver (WCHA)
6 123	D	Michigan Tech (WCHA)
7 144	D	Buffalo Regal Midget
8 165	C	Yale University (ECAC)
9 186	LW	St. Lawrence (ECAC)
10 207	Traded to STL (Andy Cesarski) in Pat Hughes trade.	
11 228	RW	Princeton (ECAC)
12 249	G	Dartmouth (ECAC)

1988 ENTRY DRAFT (12 ROUNDS)

General Manager: Emile Francis | Player Personnel Director: Steve Brklacich

ROUND/OVERALL/PLAYER	POS	TEAM
1 11 Govedaris, Chris	LW	Toronto (OHL)
2 32	D	Culver Academy
3 53	Traded to EDM (Trevor Sim) in Dave Semenko trade.	
4 74	C	Lake Superior (CCHA)
5 95	LW	Norwood Prep
6 116	D	Seattle (WHL)
7 137	RW	Michigan State (CCHA)
8 158	D	U. Maine (Hockey East)
9 179	C	Michigan State (CCHA)
10 200	RW	Prince Albert
11 221	D	St. Lawrence (ECAC)
12 242	LW	Deerfield Academy

1989 ENTRY DRAFT (12 ROUNDS)

General Manager: Ed Johnston | Player Personnel Director: Ken Schinkel

ROUND/OVERALL/PLAYER	POS	TEAM
1 10 Holik, Robert	C	Jihlava (Czech)
2 31	Traded to STL (Rick Corriveau) in Charles Bourgeois trade.	
3 52	RW	Moose Jaw (WHL)
4 73 McKenzie, Jim	LW	Victoria (WHL)
5 94	C	Portland (WHL)
6 115	LW	Moose Jaw (WHL)
7 136	LW	Regina (OHL)
8 157	RW	Trois-Rivieres (QMJHL)
9 178	LW	Trois-Rivieres (QMJHL)
10 199	LW	Kamloops (WHL)
11 220	D	London (OHL)
12 241	C	Swift Current (WHL)

1990 ENTRY DRAFT (12 ROUNDS)

General Manager: Ed Johnston | Player Personnel Director: Ken Schinkel

ROUND/OVERALL/PLAYER	POS	TEAM
1 15 Greig, Mark	RW	Lethbridge (WHL)
2 36 Sanderson, Geoff	LW	Swift Current (WHL)
3 57 Lenarduzzi, Mike	G	Sault Ste. Marie (OHL)
4 78	C	Moose Jaw (OHL)
5 99	Traded to NYR (Lubos Rob) in Brian Lawton trade.	
6 120	D	Kitchener (OHL)
7 141	D	Kosice (Czech)
8 162	D	Clarkson (ECAC)
9 183	C	Nipipivan Tier II
10 204	C	Valerengen (Norway)
11 225	D	Prince Albert (WHL)
12 246	C	Laval (QMJHL)

1991 ENTRY DRAFT (12 ROUNDS)

General Manager: Ed Johnston | Player Personnel Director: Ken Schinkel

ROUND/OVERALL/PLAYER	POS	TEAM
1 9 Poulin, Patrick	LW	St. Hyac in the (QMJHL)
2 31	D	TJ Zin (Czech)
3 53	D	Hamden H.S.
3* 59 Nylander, Michael	C	Aik Solna (Sweden)
	Pick acquired from NYR in Carey Wilson trade.	
4 75 Storm, Jim	LW	Michigan Tech (WCHA)
5 97	Traded to MIN (Mike Kennedy) at draft for future considerations. MIN later sent Jukka Suomalainen.	
6 119	RW	Northern Mich. (CCHA)
7 141	D	Clarkson (ECAC)
8 163	D	Kamloops (WHL)
9 185	D	Western Mich. (CCHA)
10 207	G	Clarkson (ECAC)
11 229	C	Matignon H.S.
12 251	Peters, Rob	

1992 ENTRY DRAFT (11 ROUNDS)

General Manager: Brian Burke | Player Personnel Director: Kevin Maxwell

ROUND/OVERALL/PLAYER	POS	TEAM
1 9 Petrovicky, Robert	C	Dukla Trencin (Czech)
2 33	Traded to MTL (Valeri Bure) in Andrew Cassels trade.	
2* 47 Nikolishin, Andrei	LW	Dynamo Moscow
	Pick acquired from WSH in Sylvain Cote trade.	
3 57	D	Litvinov
4* 79 Smyth, Kevin	LW	Moose Jaw (WHL)
	Pick acquired from PHI for Kevin Dineen trade.	
4 81 McBain, Jason	D	Portland (WHL)
5 105	Traded to NYI (Ryan Duthie) in Marc Bergevin trade.	
6 129	Traded to CGY (Joel Bouchard) in Paul Fenton trade.	
6* 143	C	Sault Ste. Marie (OHL)
	Pick acquired from WSH in Dave Tippett trade.	
7 153	LW	Ottawa (OHL)
8 177	C	Spartak
9 201	D	Edina
10 225	D	Thornhill Jr. A
11 249	D	Vastra Frolunda

1993 ENTRY DRAFT (11 ROUNDS)

General Manager: Brian Burke | Player Personnel Director: Kevin Maxwell

ROUND/OVERALL/PLAYER	POS	TEAM
1* 2 Pronger, Chris	D	Peterborough (OHL)
	Pick acquired from SJ for a first, second, and third picks in 1993 Draft and future considerations (Sergei Makarov).	
1 6	Traded to SJ (Victor Kozlov) in Chris Pronger trade.	
2 32	Traded to NJ (Jay Pandolfo) in Sean Burke trade.	
2* 45	Pick acquired from TOR in John Cullen trade. Traded to SJ (Vlastimil Kroupa) in Chris Pronger trade.	
3 58	Traded to SJ (Ville Peltonen) in Chris Pronger trade.	
3* 72 Malik, Marek	D	Vitkovice
	Pick acquired from VAN in Murray Craven trade.	
4 84	RW	Boston Jr. Bruins
5 110	Traded to VAN (Scott Walker) in Murry Craven trade.	
5* 115 Pratt, Nolan	D	Portland (WHL)
	Pick acquired from VAN in Kay Whitmore trade.	
6 136	Traded to MIN (Rick Mrozik) in Allen Pedersen trade.	
7 162	Traded to NYR (Sergei Kondrashkin) in Tim Kerr trade.	
8 188	G	Niagara (OHL)
9 214	LW	CSKA
10 240	D	Kitchener (OHL)
11 266 Chibiryev, Igor	LW	Fort Wayne (IHL)

1994 ENTRY DRAFT (11 ROUNDS)

General Manager: Jim Rutherford | Player Personnel Director: Bruce Haralson

ROUND/OVERALL/PLAYER	POS	TEAM
1 5 O'Neill, Jeff	C	Guelph (OHL)
2 31		Traded to FLA (Jason Podollan) in Chris Pronger trade.
3 57		Traded to PIT (Sven Butenschon) in Frank Pieterangelo trade.
4 83 Domenichelli, Hnat	LW	Kamloops (WHL)
5 109	D	Guelph (OHL)
6 135		Traded to NYR (Yuri Litvinov) in Darren Turcotte trade.
7 161		Traded to PIT (Serge Aubin) in Frank Pieterangelo trade.
8 187	C	St. Joseph H.S.
9 213	D	Harvard (ECAC)
9* 230	RW	Detroit (OHL)
		Pick acquired from TOR in Ken Belanger trade.
10 239	G	Westminster
11 265	LW	Niagra (OHL)

1995 ENTRY DRAFT (9 ROUNDS)

General Manager: Jim Rutherford | Player Personnel Director: Sheldon Ferguson

ROUND/OVERALL/PLAYER	POS	TEAM
1 9		Traded to BOS (Kyle McLaren) in Glen Wesley trade.
1* 13 Giguere, J.S.	G	Halifax (QMJHL)
		Pick acquired from NYR in Pat Verbeek trade.
2 35	D	Dynamo Moscow
3 61		Traded to CHI in Jocelyn Lemieux trade. Pick transferred to VAN (Larry Courville).
4* 85	C	Oshawa (OHL)
		Pick acquired from LA in Jan. Vopat trade.
4 87 Kapanen, Sami	LW	HIFK Helsinki
5 113	D	Spokane (WHL)
6 139		Traded to TOR (Doug Bonner) in Ted Crowley trade.
7 165 Ritchie, Byron	LW	Lethbridge (WHL)
8 191	RW	Detroit (OHL)
9 217 Rucinski, Mike	D	Detroit (OHL)

1996 ENTRY DRAFT (9 ROUNDS)

General Manager: Jim Rutherford | Player Personnel Director: Sheldon Ferguson

ROUND/OVERALL/PLAYER	POS	TEAM
1 8		Traded to BOS (Johnathan Aitken) in Glen Wesley trade.
2 34	LW	Medicine Hat (WHL)
3 61	LW	CSKA Moscow
4 88 MacDonald, Craig	C	Harvard (ECAC)
4* 104	C	Detroit (OHL)
		Pick acquired from NYR in Pat Verbeek trade.
5 116	D	Kitchener (OHL)
6 143	G	Tri-City (WHL)
7 171 Kuznik, Greg	D	Seattle (WHL)
8 197	LW	Calgary (WHL)
9 223 Adams, Craig	RW	Harvard (ECAC)
9* 231	LW	Rakhmatullin, Ashkat
		Pick acquired from TB in Jeff Reese trade.

1997 ENTRY DRAFT (9 ROUNDS)

General Manager: Jim Rutherford | Player Personnel Director: Sheldon Ferguson

ROUND/OVERALL/PLAYER	POS	TEAM
1 8		Traded to BOS (Sergei Samsonov) in Glen Wesley trade.
1* 22 Tselios, Nikos	D	Belleville (OHL)
		Pick acquired from DET in Brendan Shanahan trade.
1* 23		Pick acquired from PHI in Paul Coffey trade. Traded to SJ (Scott Hannan) for 1997 second round pick (Brad DeFauw) and 1998 third round pick.
2* 28 Defauw, Brad	LW	North Dakota (WCHCA)
		Pick acquired from SJ in draft day position swap at 1997 NHL Draft.
2* 51		Pick acquired from NJ in Jocelyn Lemieux trade. Traded to CGY in Steve Chiasson trade.
2 34		Pick traded to VAN (Ryan Bonni) in Jeff Brown trade.
3 62		Traded to PHI (Kris Mallette) in Paul Coffey trade.
3* 80	D	Val D'Or (QMJHL)
		Pick acquired from CGY in Hnat Domenichelli trade.
		CGY had acquired the pick from COL.
4 88 Willis, Shane	RW	Lethbridge (WHL)
5 115		Traded to NYI (Adam Edinger) in Derek King trade.
6 142	D	Owen Sound (OHL)
7 169	C	Michigan (WCHA)
		Pick traded to PHI in Kevin Dineen trade. Pick reacquired from PHI in Paul Coffey trade.
8* 195 Nordgren, Niklas	LW	Modo Ornskoldsvik
		NHL Compensatory pick for Scott Daniels signing by PHI.
8 199	D	Detroit (OHL)
9 225	C	Guelph (OHL)

1998 ENTRY DRAFT (9 ROUNDS)

General Manager: Jim Rutherford | Player Personnel Director: Sheldon Ferguson

ROUND/OVERALL/PLAYER	POS	TEAM
1 11 Jeff Heerema	RW	Sarnia (OHL)
2 39		Traded to New Jersey (later traded to Dallas-Stars selected John Erskine) in Jeff Brown trade.
3 70	D	Plymouth (OHL)
		Pick acquired from San Jose in draft pick trade of 1997
3* 62		Pick acquired from Vancouver in Jeff Brown trade.
		Pick traded to Calgary in Steve Chiasson trade (Paul Manning).
3* 71 Erik Cole	LW	Clarkson (ECAC)
4* 91 Josef Vasicek	C	Slavia Praha Jr (Czech.)
		Pick acquired from Anaheim in Mark Janssens trade.
4* 93 Tommy Westlund	RW	Sweden
		Pick acquired from the New York Rangers in Jason Muzzatti trade.
4 97	G	Guelph (OHL)
5 126		Traded to Chicago (later traded to Toronto-Leafs select Morgan Warren) in Enrico Ciccone trade.
6 157		Traded to St. Louis (Brad Voth) in Steve Leach trade.
7 184	C	Clarkson (ECAC)
8* 208 Jaroslav Svoboda	RW	Czech.
		Pick acquired from Toronto in Kelly Chase trade.
8 211	C	Michigan (CCHA)
9 239	C	Red Deer (WHL)

1999 ENTRY DRAFT (9 ROUNDS)

General Manager: Jim Rutherford | Player Personnel Director: Sheldon Ferguson

ROUND/OVERALL/PLAYER	POS	TEAM
1 16 David Tanabe	D	Wisconsin (WCHA)
2 49 Bret Lysak	C	Regina (WHL)
3 84 Brad Fast	D	Prince George (BCJHL)
4 113	LW	Bowling Green (CCHA)
4* 121		Pick acquired from Toronto in Jeff Brown trade. Pick traded to Nashville in Eric Fichaud trade (Yevgeny Pavlov).
5 142		Pick traded to Colorado in Randy Petruk trade. Colorado selected William Magnuson.
6 174 Damian Surma	LW	Plymouth (OHL)
7 202	D	Oshawa (OHL)
8 231	RW	Clarkson (ECAC)
8 237	G	Finland
		Pick acquired from Philadelphia in Francis Lessard trade.
9 259	C	Yauheni Kurylin

NHL DRAFT HISTORY

2000 ENTRY DRAFT (9 ROUNDS)

General Manager: Jim Rutherford | Player Personnel Director: Sheldon Ferguson

ROUND/OVERALL/PLAYER	POS	TEAM
1 14		Pick traded to Colorado in Sandis Ozolinsh trade (Vaclav Nedorost).
2* 32	Tomas Kurka	LW Plymouth (OHL)
		Pick acquired from Colorado in Sandis Ozolinsh trade
2 47		Pick traded to Colorado in Sandis Ozolinsh trade (Jared Aulin).
2* 63		Pick acquired from Philadelphia in Rod Brind'Amour trade.
		Pick traded to Colorado in Sandis Ozolinsh trade (Argis Saviels).
3 80	Ryan Bayda	LW North Dakota (WCHA)
4* 90	Niclas Wallin	D Brynas Gavle (Sweden)
		Pick acquired from Atlanta in draft day trade.
4* 108		Pick acquired from Anaheim in Dave Karpa trade. Pick traded to Atlanta in draft day trade (Blake Robson).
4 110	Jared Newman	D Plymouth (OHL)
5* 147		Pick acquired as compensation for Ray Sheppard. Pick traded to Atlanta in draft day trade (Matt McRae).
5* 148		Pick traded to Philadelphia in Rod Brind'Amour trade. Pick later traded to NY Islanders in Gino Odjick trade. (Kristofer Ottoson).
6 181	Justin Forrest	D US National U-18.
7 212	Magnus Kahnberg	F Frolunda (Sweden)
8* 235	Craig Kowalski	G Compuware (NAHL)
		Compensatory pick for Kevin Dineen.
8 244		Pick traded to Atlanta in draft day trade (Eric Bowen).
9 276	Troy Ferguson	C Michigan State (CCHA)

2001 ENTRY DRAFT (9 ROUNDS)

General Manager: Jim Rutherford | Player Personnel Director: Sheldon Ferguson

ROUND/OVERALL/PLAYER	POS	TEAM
1 15	Igor Knyazev	D Spartak (Russia)
2 46	Michael Zigomanis	C Kingston (OHL)
3* 79		Pick traded to the Minnesota Wild in the Scott Pellerin trade.
		Pick later traded to the NY Rangers (Garth Murray).
3* 91	Kevin Estrada	F Chilliwack (BCJHL)
		Compensatory pick for Gary Roberts.
4* 110	Rob Zepp	G Plymouth (OHL)
		Pick acquired from Philadelphia for a third-round pick in 2002.
4* 113		Pick traded to NY Rangers in Rob DiMaio, Darren Langdon trade (Bryce Lampman).
5* 149		Pick traded to Colorado in Chris Dingman trade (Mikko Viitanen).
6 181	Daniel Boisclair	G Cape Breton (QMJHL)
7 211	Sean Curry	D Tri-City (WHL)
8 244	Carter Trevisani	D Ottawa (OHL)
9 274	Peter Reynolds	D North Bay (OHL)

2002 ENTRY DRAFT (9 ROUNDS)

General Manager: Jim Rutherford | Player Personnel Director: Sheldon Ferguson

ROUND/OVERALL/PLAYER	POS	TEAM
1 25	Cam Ward	G Red Deer (WHL)
2 58		Pick traded to Detroit in Aaron Ward trade (Jiri Hudler).
3* 91	Jesse Lane	D Hull (QMJHL)
		Pick traded to Philadelphia for a fourth-round pick in 2001 (Rob Zepp). Re-acquired by Carolina for a sixth-round pick in 2002 and a third-round pick in 2003.
4* 124		Pick traded to St. Louis in the Sean Hill deal. Later traded to Atlanta (Lane Manson).
5* 155		Pick acquired as compensation for Scott Pellerin. Pick traded to Minnesota (Armands Berzins).
5 160	Daniel Manzato	G Victoriaville (QMJHL)
6* 174		Pick acquired as compensation for Rob DiMaio. Pick traded to Tampa Bay (Karri Akkanen) for a fourth-round pick in 2003.
6* 192		Pick traded to Philadelphia (Nikita Korovkin) along with third-round pick in 2003 for a third-round pick in 2002.
7 224	Adam Taylor	C Kootenay (WHL)
8* 255		Pick traded to Tampa Bay (Ryan Craig) for a fourth-round pick in 2003.
8* 256		Pick acquired from Philadelphia. Pick traded to Tampa Bay (Darren Reid) for a fourth-round pick in 2003.
9 286		Pick traded to Tampa Bay (Alexei Glukhov) for a fourth-round pick in 2003.

2003 ENTRY DRAFT (9 ROUNDS)

General Manager: Jim Rutherford | Player Personnel Director: Sheldon Ferguson

ROUND/OVERALL/PLAYER	POS	TEAM
1 2	Eric Staal	C Peterborough (OHL)
2 31	Danny Richmond	D Michigan (CCHA)
3* 69		Pick traded to Philadelphia (Colin Fraser) along with Carolina's sixth-round pick in 2002 (Nikita Korovkin) in exchange for Carolina's 2002 third-round pick (Jesse Lane), which was previously traded to Philadelphia.
4 102	Aaron Dawson	D Peterborough (OHL)
4* 126	Kevin Nastiuk	G Medicine Hat (WHL)
		Pick acquired from Toronto in exchange for Tom Barrasso.
4* 130	Matej Trojovský	D Regina (WHL)
		Pick acquired from Tampa Bay in exchange for the Hurricanes' sixth-round pick, two eighth-round picks and ninth-round pick in the 2002 NHL Entry Draft.
5* 137	Tyson Strachan	D Vernon (BCJHL)
		Pick acquired as compensation for Martin Gelin
5 138		Pick traded to Columbus (Arsi Piispanen) along with Carolina's sixth-round pick in 2003 in exchange for a fourth-round pick in the 2004 NHL Entry Draft.
6 168		Pick traded to Columbus (Lukas Bolf) along with Carolina's fifth-round pick in 2003 in exchange for a fourth-round pick in the 2004 NHL Entry Draft.
7 198	Shay Stephenson	LW Red Deer (WHL)
8 230	Jamie Hoffmann	C Des Moines (USHL)
9 262	Ryan Rorabeck	C Tor. St. Michael's (OHL)

2004 ENTRY DRAFT (9 ROUNDS)

General Manager: Jim Rutherford | Player Personnel Director: Sheldon Ferguson

ROUND/OVERALL/PLAYER	POS	TEAM
1* 4	Andrew Ladd	L Calgary (WHL)
		Pick acquired from Columbus in exchange for Carolina's first-round pick in 2004 and a second-round pick in 2004.
1* 8		Pick traded to Columbus (Alexandre Picard) in draft-day trade.
2 38	Justin Peters	G Tor. St. Michael's (OHL)
2* 59		Pick traded to Columbus (Kyle Wharton) in draft-day trade. Was acquired from Toronto in exchange for Glen Wesley in March 2003.
3* 69	Casey Borer	D St. Cloud St. (WCHA)
		Pick acquired from Colorado in Bob Boughner trade. Colorado acquired pick from Washington along with Steve Konowalchuk in exchange for Bates Battaglia and Jonas Johansson.
3 74		Pick traded to Anaheim (Kyle Klubertanz) in Martin Gerber trade.
4 106		Pick traded to Atlanta (Chad Painchaud) in exchange for Atlanta's third-round pick in 2005.
4* 109	Brett Carson	D Calgary (WHL)
		Pick acquired from Atlanta in exchange for Janie Hurme.
4* 121		Pick traded to Calgary (Kristopher Hogg) for Bob Boughner. Pick originally acquired from Columbus in a 2003 draft-day trade. Columbus had previously acquired the pick from New Jersey.
5 137	Magnus Akerlund	G HV 71 Jr. (Swedish Jr.)
6 171		Traded to Philadelphia (Frederik Cabana) in Marty Murray trade.
7 202	Ryan Pottruff	D London (OHL)
8 235	Jonas Fiedler	RW Plymouth (OHL)
9 268	Martin Vagner	D Gatineau (QMJHL)

2005 ENTRY DRAFT (7 ROUNDS)

General Manager: Jim Rutherford | Player Personnel Director: Sheldon Ferguson

ROUND/OVERALL/PLAYER	POS	TEAM
1 3 Jack Johnson	D	US National U-18 (USA)
2 58 Nathan Hagemo	D	Univs. of Minnesota (WCHA)
3 64 Joe Barnes	C	Saskatoon (WHL)
3* 69		Pick acquired from Atlanta in exchange for the 106th pick in 2004. Traded to Calgary (Gord Baldwin) in exchange for Mike Commodore.
3* 78		Pick acquired from Phoenix as part of trade for Danny Markov. Later traded to Nashville in exchange for Andrew Hutchinson.
4* 94 Jakub Vojta	D	Sparta Jr. (Czech Jr.)
4* 101		Pick acquired from Dallas in exchange for Jaroslav Svoboda. Pick acquired from Toronto for Ron Francis. Later traded to Columbus for Derrick Walser and a fourth-round pick in 2006.
4 123 Ondrej Otcenas	LW	Trencin Jr. (Svk Jr.)
5* 128		Pick sent to Calgary (Kevin Lalonde) since Colorado re-signed Bob Boughner. Carolina received Colorado's 2005 fifth-round pick in return as part of the Boughner-Chris Bahen trade.
5* 145 Timothy Kunes	D	N.E. JR. Falcons (EJHL)
		Pick assigned to the Hurricanes as compensation for the loss of Sean Hill to free agency (Florida).
5* 159 Risto Korhonen	D	Karpat Jr. (Fin. Jr.)
		Pick acquired from Colorado as part of the Bob Boughner trade.
6 192 Nicolas Blanchard	LW	Chicoutimi (QMJHL)
7 198 Kyle Lawson	D	US National U-18 (USA)

2006 ENTRY DRAFT (7 ROUNDS)

General Manager: Jim Rutherford | Player Personnel Director: Sheldon Ferguson

ROUND/OVERALL/PLAYER	POS	TEAM
1* 30		Pick traded to St. Louis in the Doug Weight trade (January 30, 2006) and later traded to New Jersey (Matthew Cornnente)
2 63 Jamie McBain	D	U.S. National U-18 (USA)
3 93 Harrison Reed	RW	Sarnia (OHL)
4* 99		Pick acquired from Columbus as part of a 2005 draft-day trade. Pick traded to Chicago as part of trade for Anton Babchuk. Chicago traded the pick to Toronto and Toronto selected James Reimer.
4* 106		Pick acquired from Toronto on draft day 2005 in exchange for Jeff O'Neill and later traded to St. Louis, January 30, 2006 (Reto Berra).
4 123 Bobby Hughes	C	Kingston (OHL)
5 153 Stefan Chaput	C	Lewiston (QMJHL)
6 183 Nick Dodge	RW	Clarkson (ECAC)
7 213 Justin Krueger	D	Penticton (BCHL)

2007 ENTRY DRAFT (7 ROUNDS)

General Manager: Jim Rutherford | Player Personnel Director: Sheldon Ferguson

ROUND/OVERALL/PLAYER	POS	TEAM
1 11 Brandon Sutter	C/RW	Red Deer (WHL)
2* 41		Pick traded to Pittsburgh in Mark Recchi trade (March 9, 2006). Later traded to San Jose and later traded to Philadelphia. Philadelphia selected Kevin Marshall.
3 72 Drayson Bowman	C/LW	Spokane (WHL)
4* 96		Pick acquired from Chicago in Anton Babchuk trade (January 20, 2007). Later traded to St. Louis in Doug Weight trade. St. Louis selected Cade Fairchild.
4 102 Justin McCrae	C	Saskatoon (WHL)
5 132 Chris Terry	LW	Plymouth (OHL)
6 162 Brett Bellemore	D	Plymouth (OHL)
7* 192		Pick traded to Montreal in Michael Leighton trade (June 23, 2007). Montreal selected Scott Kishel.

2008 ENTRY DRAFT (7 ROUNDS)

General Manager: Jim Rutherford | Player Personnel Director: Tony MacDonald

ROUND/OVERALL/PLAYER	POS	TEAM
1 14 Zach Boychuk	C	Lethbridge (WHL)
2 45 Zac Dalpe	C/RW	Penticton (BCHL)
3* 75		Pick traded to NY Rangers in Matt Cullen trade (July 17, 2007). Rangers selected C Evgeny Grachevs.
4 105 Michal Jordan	D	Plymouth (OHL)
5* 135		Pick traded to Columbus in Anson Carter trade (February 23, 2007). Blue Jackets selected RW Tomas Kubalik.
6 165 Mike Murphy	G	Belleville (OHL)
7 195 Samuel Morneau	LW	Baie-Comeau (QMJHL)

2009 ENTRY DRAFT (7 ROUNDS)

General Manager: Jim Rutherford | Player Personnel Director: Tony MacDonald

ROUND/OVERALL/PLAYER	POS	TEAM
1 27 Philippe Paradis	C	Shawinigan (QMJHL)
2* 51 Brian Dumoulin	D	Jr. Monarchs (EJHL)
		Originally Calgary's pick. Acquired from Los Angeles along with Patrick O'Sullivan for Justin Williams, March 4, 2009.
2* 58		Pick traded to Edmonton in trade for Erik Cole. Edmonton traded pick to Buffalo for Ales Kotalik. Buffalo traded pick to Toronto for Dominic Moore. All trades occurred on March 4, 2009. Toronto selected Jesse Blacker.
3 88 Mattias Lindstrom	LW	Skelleftea (Sweden)
4* 118		Pick traded to Tampa Bay along with Wade Brookbank and Josef Melichar for Jussi Jokinen (February 7, 2009). Tampa Bay traded pick to Toronto (March 4, 2009). Toronto forfeited pick as part of a penalty for violating the CBA in relation to free agent Jonas Frogren (July 4, 2008). The pick was skipped.
5* 131 Matt Kennedy	RW	Guelph (OHL)
		Pick acquired from Edmonton in Erik Cole trade (March 4, 2009).
5* 148		Pick traded to Nashville for rights to Darcy Hordichuk (June 19, 2008). Nashville traded the pick to Tampa Bay for a fifth-round pick in 2010. Tampa Bay selected Michael Zador.
6 178 Rasmus Rissanen	D	Kalpa Jr. (Fin. Jr.)
7 208 Tommi Kivisto	D	Red Deer (WHL)

2010 ENTRY DRAFT (7 ROUNDS)

General Manager: Jim Rutherford | Player Personnel Director: Tony MacDonald

ROUND/OVERALL/PLAYER	POS	TEAM
1 7 Jeff Skinner	C	Kitchener (OHL)
2 37 Justin Faulk	D	U.S. National U-18 (USA)
2* 46		Pick acquired along with Alexandre Picard from Ottawa in exchange for Matt Cullen, February 12, 2010. Traded to Edmonton in exchange for Riley Nash, June 26, 2010. Edmonton selected Martin Marincin.
2* 53		Mark Alt D Cretin-Derham (Minn. H.S.)
		Originally Buffalo's pick. Acquired from San Jose in exchange for Niclas Wallin and Carolina's 2010 fifth-round pick (127th overall). San Jose selected Cody Ferriero.
3 67 Danny Biega	D	Harvard (ECAC)
3* 85 Austin Levi	D	Plymouth (OHL)
		Pick acquired from Vancouver in exchange for Andrew Alberts, March 3, 2010.
4* 97		Pick traded to Boston along with Patrick Eaves in exchange for Aaron Ward, July 24, 2009. Boston selected Craig Cunningham.
4* 105 Justin Shugg	LW	Windsor (OHL)
		Originally Boston's pick. Acquired from Anaheim along with Justin Pogge in exchange for Aaron Ward, March 3, 2010.
5* 127		Pick traded to San Jose along with Niclas Wallin in exchange for Buffalo's 2010 second-round pick (53rd overall - Mark Alt).
5* 138		Pick acquired from Nashville when Carolina acquired the rights to Darcy Hordichuk, June 19, 2008, and Hordichuk did not sign. Traded to Phoenix in exchange for Jared Staal, May 13, 2010. Phoenix selected Louie Domingue.
6* 157		Pick traded to NY Rangers along with Washington's 2011 second-round pick in exchange for Bobby Sanguinetti, June 26, 2010. NY Rangers selected Jesper Fasth.
6* 167 Tyler Stahl	D	Chilliwack (WHL)
		Pick acquired from Colorado along with Cedric LaLonde-McNicoll in exchange for Stephane Yelle, March 3, 2010.
7 187 Frederik Andersen	G	Frederikshavn (Denmark)
7* 206		Pick acquired from Washington in exchange for Scott Walker, March 3, 2010. Traded to Philadelphia in exchange for Jonathan Matsumoto, June 26, 2010. Philadelphia selected Ricard Blidstrand.

NHL DRAFT HISTORY

2011 ENTRY DRAFT (7 ROUNDS)

General Manager: Jim Rutherford | Player Personnel Director: Tony MacDonald

ROUND/OVERALL	PLAYER	POS	TEAM
1	12	Ryan Murphy	D Kitchener (OHL)
2	42	Victor Rask	C Lekand (Sweden Jr.)
2*	57	Pick acquired from Washington along with Brian Pothier and Oskar Osala in exchange for Joe Corvo, March 3, 2010. Pick traded to NY Rangers along with the 157th pick in the 2010 draft in exchange for Bobby Sanguinetti, June 26, 2010. Pick traded to Calgary along with Roman Horak and Rangers' second-round pick in 2011 (45th overall) in exchange for Tim Erixon and Calgary's fifth-round pick in 2011 (134th overall), June 1, 2011. Calgary selected Tyler Wotherspoon.	
3	73	Keegan Lowe	D Edmonton (WHL)
4	103	Gregory Hofmann	C Ambri (Swiss)
5*	133	Pick traded to Florida along with Ryan Carter in exchange for Cory Stillman, Feb. 24, 2011. Pick traded to Atlanta (Winnipeg) along with Radek Dvorak in exchange for Niclas Bergfors and Patrick Rissmiller, Feb. 28, 2011. Pick traded to San Jose along with Calgary's seventh-round pick in 2011 (194th overall) in exchange for the Sharks' 2011 fourth-round pick (119th overall), June 25, 2011. San Jose selected Sean Kuraly.	
6	163	Matt Mahalak	G Plymouth (OHL)
7	193	Brody Sutter	C Lethbridge (WHL)

2012 DRAFT (7 ROUNDS)

General Manager: Jim Rutherford | Player Personnel Director: Tony MacDonald

ROUND/OVERALL	PLAYER	POS	TEAM
1*	8	Pick traded to Pittsburgh along with Brandon Sutter and Brian Dumoulin in exchange for Jordan Staal, June 22, 2012. Pittsburgh selected Derrick Pouliot.	
2	38	Phillip di Giuseppe	LW Univ. of Michigan (CCHA)
2*	47	Brock McGinn	LW Guelph (OHL)
		Acquired from San Jose in exchange for Ian White, Feb. 18, 2011.	
3	69	Daniel Altshuller	G Oshawa (OHL)
4	99	Erik Karlsson	C Frolunda (Swe. Jr.)
4*	115	Trevor Carrick	D Mississauga (OHL)
		Acquired from Boston in exchange for Joe Corvo, July 5, 2011.	
4*	120	Jacob Slavin	D Chicago (USHL)
		Acquired from New Jersey along with Joe Sovo in exchange for Alexei Ponikarovsky, Jan. 20, 2012.	
5	129	Brendan Woods	LW Univ. of Wisconsin (WCHA)
6	159	Collin Olson	G USA (USHL)
7	189	Brendan Collier	LW Malden Catholic (Mass. HS)

2013 DRAFT (7 ROUNDS)

General Manager: Jim Rutherford | Player Personnel Director: Tony MacDonald

ROUND/OVERALL	PLAYER	POS	TEAM
1	5	Elias Lindholm	C/RW Brynas (Sweden)
2*	35	Pick traded to Buffalo along with Jamie McBain in exchange for Andrej Sekera, June 30, 2013. Buffalo selected J.T. Compher.	
3	66	Brett Pesce	D New Hampshire (HE)
4*	96	Pick traded to Los Angeles along with Anthony Stewart and a 2014 sixth-round pick in exchange for Kevin Westgarth, Jan. 13, 2013. Los Angeles later traded the pick to Edmonton on June 30, 2013, in a multi-pick trade. Edmonton selected Kyle Platzer.	
5	126	Brent Pedersen	LW Kitchener (OHL)
6	156	Tyler Ganly	D Sault Ste. Marie (OHL)
7*	186	Pick traded to Tampa Bay along with Adam Hall in exchange for Marc-Andre Bergeron, April 2, 2013. Tampa Bay selected	
Joel		Vermin.	



FRANCHISE RECORDS

Records in the NHL Including Individual and Team Records

CAREER RECORDS

MOST GAMES

1.	Ron Francis	1186
2.	Glen Wesley	913
3.	Kevin Dineen	708
4.	Rod Brind'Amour	694
5.	Eric Staal	690
6.	Jeff O'Neill	673
7.	Adam Burt	626
8.	Erik Cole	557
9.	Sami Kapanen	520
10.	Niclas Wallin	517

MOST POINTS

1.	Ron Francis	1175
2.	Eric Staal	627
3.	Kevin Dineen	544
4.	Rod Brind'Amour	473
5.	Jeff O'Neill	416
6.	Pat Verbeek	403
7.	Blaine Stoughton	377
8.	Geoff Sanderson	369
9.	Erik Cole	363
10.	Ray Ferraro	351

MOST GOALS

1.	Ron Francis	382
2.	Eric Staal	268
3.	Kevin Dineen	250
4.	Blaine Stoughton	219
5.	Jeff O'Neill	198
6.	Geoff Sanderson	196
7.	Pat Verbeek	192
8.	Sylvain Turgeon	178
9.	Rod Brind'Amour	174
10.	Erik Cole	168

MOST ASSISTS

1.	Ron Francis	793
2.	Eric Staal	359
3.	Rod Brind'Amour	294
4.	Kevin Dineen	294
5.	Andrew Cassels	253
6.	Jeff O'Neill	218
7.	Ray Whitney	215
8.	Pat Verbeek	211
9.	Sami Kapanen	203
10.	Dave Babych	196

MOST PENALTY MINUTES

1.	Kevin Dineen	1439
2.	Torrie Robertson	1368
3.	Pat Verbeek	1144
4.	Ulf Samuelsson	1110
5.	Adam Burt	875
6.	Paul MacDermid	744
7.	Randy Ladouceur	717
8.	Mark Janssens	712
9.	Ron Francis	684
10.	Glen Wesley	620

MOST HAT TRICKS

1.	Eric Staal	13
2.	Ron Francis	9
3.	Geoff Sanderson	6
	Blaine Stoughton	6
5.	Erik Cole	5
	Kevin Dineen	5
	Ray Ferraro	5
8.	Mike Rogers	4
	Pat Verbeek	4
10.	Mark Johnson	3
	Sami Kapanen	3
	Sylvain Turgeon	3

MOST POWER PLAY GOALS

1.	Ron Francis	132
2.	Eric Staal	96
3.	Pat Verbeek	73
4.	Kevin Dineen	71
5.	Sylvain Turgeon	68
6.	Jeff O'Neill	64
7.	Geoff Sanderson	62
8.	Rod Brind'Amour	60
9.	Ray Ferraro	59
10.	Blaine Stoughton	56

MOST SHORTHANDED GOALS

1.	Eric Staal	14
2.	Dave Tippett	11
3.	Rod Brind'Amour	10
4.	Kevyn Adams	8
	Erik Cole	8
	Stewart Gavin	8
	Chad LaRose	8
8.	Kevin Dineen	7
	Ron Francis	7
	Keith Primeau	7
	Paul Ranheim	7

MOST GOAL SEASONS:

20-GOALS	14	Ron Francis
	7	Eric Staal
	6	Kevin Dineen
	5	Blaine Stoughton
30-GOALS	5	Eric Staal
	4	Blaine Stoughton, Geoff Sanderson
	3	Ron Francis, Sylvain Turgeon, Kevin Dineen, Jeff O'Neill
40-GOALS	4	Blaine Stoughton
	2	Kevin Dineen, Pat Verbeek, Geoff Sanderson, Eric Staal
50-GOALS	2	Blaine Stoughton

MOST CONSECUTIVE SEASONS:

20-GOALS	10	Ron Francis (1981-82 to 1990-91)
	7	Eric Staal (2005-06 to 2011-12)
	6	Kevin Dineen (1984-85 to 1990-91)
	5	Blaine Stoughton (1979-80 to 1983-84)
		Pat Verbeek (1989-90 to 1993-94)
30-GOALS	4	Eric Staal (2005-06 to 2008-09)
		Blaine Stoughton (1979-80 to 1982-83)
	3	Jeff O'Neill (2000-01 to 2002-03)
40-GOALS	4	Blaine Stoughton (1979-80 to 1982-83)

MOST GOALS IN A SEASON:

Overall	56	Blaine Stoughton, 1979-80
Defense	20	Zarley Zalapski, 1991-92
Center	45	Eric Staal , 2005-06
Left Wing	46	Geoff Sanderson, 1992-93
Right Wing	56	Blaine Stoughton, 1979-80
Rookie	40	Sylvain Turgeon, 1983-84

MOST POINTS IN A SEASON:

Overall	105	Mike Rogers, 1979-80, 1980-81
Defense	69	Dave Babych, 1985-86
Center	105	Mike Rogers, 1979-80, 1980-81
Left Wing	89	Geoff Sanderson, 1992-93
Right Wing	100	Blaine Stoughton, 1979-80
Rookie	72	Sylvain Turgeon, 1983-84

MOST ASSISTS IN A SEASON:

Overall	69	Ron Francis, 1989-90
Defense	56	Mark Howe, 1979-80
Center	69	Ron Francis, 1989-90
Left Wing	55	Cory Stillman, 2005-06
Right Wing	45	Pat Verbeek, 1989-90
Goaltender	6	Sean Burke, 1995-96
Rookie	43	Ron Francis, 1981-82

MOST PENALTY MINUTES IN A SEASON:

Overall	358	Torrie Robertson, 1985-86
Defense	199	Ed Hospodar, 1982-83
Center	237	Mark Janssens, 1992-93
Left Wing	358	Torrie Robertson, 1985-86
Right Wing	246	Marc Potvin, 1993-94
Goaltender	33	Jason Muzzatti, 1995-96
Rookie	254	Scott Daniels, 1995-96

SINGLE SEASON HIGHS:

Power Play Goals	21	Geoff Sanderson, 1992-93
Shorthanded Goals	5	Kevyn Adams, 2003-04
Game Winning Goals	9	Blaine Stoughton, 1979-80
		Erik Cole, 2010-11
Hat Tricks	4	Eric Staal , 2008-09
Hat Tricks by a Rookie	2	Ray Ferraro, 1984-85

MOST CONSECUTIVE GAMES WITH:

POINTS	18	Mike Rogers, 11/22/1980-01/02/1981 (19g, 20a)
		<i>NOTE: Streak was longest by an NHL player that season.</i>
	17	Mike Rogers, 02/18-03/22/1980 (12g, 17a)
GOALS	9	Pierre Larouche, 01/25-02/13/1982 (10g)
	7	Ray Ferraro, 02/09-23/1989 (9g)
	6	Keith Primeau, 12/30/1997-01/08/1998 (6g)
	6	Ray Sheppard, 11/14-25/1998 (7g)
ASSISTS	11	Eric Staal , 2/10-3/6/2012 (14a)
		<i>NOTE: Streak was longest by an NHL player that season.</i>
	10	Dave Keon, 11/17-12/07/1979 (12a)
	9	Mike Rogers, 12/07-27/1980 (14a)
		Blaine Stoughton, 01/25-02/13/1982 (12a)
	8	Rod Brind'Amour, 02/18-02/01/2001 (10a)
		Matt Cullen, 10/22-11/8/07 (12a)
	7	Keith Primeau, 02/01-03/06/1998 (7a)
	7	Jeff O'Neill, 10/11-30/2002 (7a)
	7	Cory Stillman, 12/15/2005-01/07/2006 (7a)

NHL CAREER GOALTENDING LEADERS:

** Minimum 15 Games Played **

	GP	MINS	GA	GAA	W-L-T	SO
1. Trevor Kidd	72	4,043	158	2.34	28-31-9	5
2. Kevin Weekes	119	6,852	275	2.41	39-54-20	11
3. Arturs Irbe	309	17,815	741	2.50	130-121-44	20
4. Tom Barrasso	34	1,908	83	2.61	13-12-5	2
5. Cam Ward	431	24,650	1,127	2.74	214-155-47	21
6. Martin Gerber	60	3,493	162	2.78	38-14-6	3
7. Manny Legace	28	1,472	69	2.81	10-7-5	1
8. Sean Burke	281	15,893	819	3.09	107-131-29	11
9. Jeff Reese	37	1,838	96	3.13	8-17-4	2
10. Dan Ellis	19	997	52	3.13	6-8-2	1
11. Daryl Reaugh	20	1,010	53	3.15	7-7-1	1
12. John Grahame	45	2,364	125	3.17	15-20-3	0
13. Michael Leighton	29	1,537	82	3.20	8-12-2	0
14. Jason Muzzatti	52	2,604	140	3.23	13-21-8	1
15. Justin Peters	47	2,478	137	3.32	15-22-4	2
16. Peter Sidorkiewicz	178	10,346	575	3.33	71-79-24	8
17. Mike Liut	252	14,705	823	3.36	115-111-19	13
18. Kay Whitmore	75	4,039	243	3.61	23-33-10	3
19. Al Smith	30	1,754	107	3.66	11-10-8	2
20. Steve Weeks	94	5,286	324	3.68	42-42-6	4
21. Frank Pietrangelo	44	2,663	182	4.10	12-27-3	0
22. Mario Gosselin	23	1,106	78	4.23	5-13-1	0
23. Greg Millen	219	12,963	919	4.25	62-120-33	4
24. John Garrett	122	7,088	506	4.28	36-57-27	0
25. Mike Veisor	69	3,809	309	4.87	17-37-9	3

NHL INDIVIDUAL GAME RECORDS

SINGLE GAME HIGHS FOR:

MOST GOALS	4	Jordy Douglas, Feb. 3, 1980 – In a 5-3 win vs. NY Islanders at Springfield
.....	Ron Francis, Feb. 12, 1984 – In an 11-0 win vs. Edmonton
.....	Eric Staal , March 7, 2009 – In a 9-3 win at Tampa Bay
MOST ASSISTS	6	Ron Francis, March 5, 1987 – In a 10-2 win vs. Boston
MOST POINTS	6	Paul Lawless, Jan. 4, 1987 – In an 8-3 win vs. Toronto (2g, 4a)
.....	Ron Francis, March 5, 1987 – In a 10-2 win vs. Boston (6a)
.....	Ron Francis, Oct. 8, 1989 – In a 9-6 win at Quebec (3g, 3a)
.....	Eric Staal , March 7, 2009 – In a 9-3 win at Tampa Bay
MOST SHOTS	12	Eric Staal , March 28, 2008 – In a 7-1 win vs. Atlanta
MOST PENALTY MINUTES	42	Ed Kastelic, Nov. 10, 1990 – In a 3-2 OT win at Minnesota
.....	He received a minor, 2 majors, a misconduct and 2 game misconducts
.....	Nick Kypreos, Dec. 11, 1992 – In a 9-3 loss at Buffalo
.....	He received a minor, 2 majors, 2 misconducts and a game misconduct

ROOKIE SINGLE GAME HIGHS FOR:

MOST GOALS	3	Ray Ferraro, March 29, 1985 – In an 8-7 win vs. Edmonton
.....	Michael Nylander, April 7, 1993 – In a 6-1 win at Ottawa
.....	Erik Cole, Dec. 21, 2001 – In a 5-4 OT win vs. Atlanta
MOST ASSISTS	4	Shane Willis, Jan. 7, 2001 – In a 5-2 win vs. NY Islanders
MOST POINTS	5	Ray Ferraro, March 29, 1985 – In an 8-7 win vs. Edmonton (3g, 2a)
.....	Michael Nylander, April 7, 1993 – In a 6-1 win at Ottawa (3g, 2a)
MOST SHOTS	10	Sylvain Turgeon, Jan. 29, 1984 – In an 5-5 tie vs. Quebec
MOST PENALTY MINUTES	29	Scott Daniels, Jan. 6, 1996 – In a 5-2 loss at Boston
.....	He received a double-minor, a major, a 10-minute misconduct and a game misconduct

OPPONENTS INDIVIDUAL NHL GAME RECORDS

MOST GOALS IN A GAME

5 – Mark Pavelich (NY Rangers), Feb. 23, 1981 in an 11-3 win vs. Hartford; Mats Sundin (Quebec), March 5, 1992 in a 10-4 win at Hartford.

MOST ASSISTS IN A GAME

5 – Owen Nolan (Quebec), March 5, 1992 in a 10-4 win at Hartford; Phil Housley (Winnipeg), Jan. 18, 1993 in an 8-7 win vs. Hartford at Saskatoon; Lyle Odelein (Montreal), Feb. 2, 1994 in a 9-2 win vs. Hartford.

MOST POINTS IN A GAME

7 – Dino Ciccarelli (Washington) (4g, 3a), March 18, 1989 in an 8-2 win at Hartford; Mats Sundin (Quebec) (5g, 2a), March 5, 1992 in a 10-4 win at Hartford.

MOST PENALTY MINUTES IN A GAME

51 – Chris Chelios (Chicago) (3 minors, 1 major, 2 misconducts, 2 game misconducts), Oct. 14, 1993 in a 6-2 loss vs. Hartford. It was the league-high for a player in one game for the season. Chelios also received a four-game suspension and was fined \$500 by the NHL.

TEAM NHL GOALTENDING RECORDS

MOST GAMES

Career **431** *Cam Ward*, 2005-2013
Season 77 Arturs Irbe, 2000-01

MOST MINUTES PLAYED

Career **24,650** *Cam Ward*, 2005-2013
Season 4,405 Arturs Irbe, 2000-01

MOST SHUTOUTS

Career **21** *Cam Ward*, 2005-2013
Season 6 Arturs Irbe, 1998-99, 2000-01
Kevin Weekes, 2003-04; *Cam Ward*, 2008-09

LOWEST GOALS-AGAINST AVERAGE

Career (min. 30 games) 2.34 Trevor Kidd, 1997-99
Season (min. 10 games) 2.17 Trevor Kidd, 1997-98

MOST WINS

Career **214** *Cam Ward*, 2005-2013
Season 39 *Cam Ward*, 2008-09

MOST SAVES

Home 52 Mike Veisor, Nov. 2, 1982 in a 7-6 loss vs. Minnesota
Road 57 *Cam Ward*, Oct. 25, 2008 in a 4-3 win at NY Islanders

LONGEST SHUTOUT SEQUENCE (INDIVIDUAL)

Home 187:58 Sean Burke, Jan. 2-24, 1994. Includes 4-0 shutout vs. Winnipeg on Jan. 5 and 6-0 shutout vs. NY Islanders on Jan. 8
Road 234:28 Trevor Kidd, March 28-April 8, 1998. Includes shutouts against New Jersey (4-0), Montreal (1-0) and Boston (3-0)
Overall 219:20 Trevor Kidd, March 28-April 8, 1998. Includes shutouts over New Jersey (4-0), Montreal (1-0) and Boston (3-0)

LONGEST SHUTOUT SEQUENCE (TEAM)

Home 158:05 Jan. 2-19, 1994. Includes 4-0 shutout vs. Winnipeg on Jan. 5 and 6-0 shutout vs. NY Islanders on Jan. 8
Road 234:28 March 28-April 8, 1998. Includes shutouts over New Jersey (4-0), Montreal (1-0) and Boston (3-0)
Overall 219:21 March 28-April 8, 1998. Includes shutouts over New Jersey (4-0), Montreal (1-0) and Boston (3-0)

BEST WINNING PERCENTAGE

Career (min. 60 decis.) **.571** *Cam Ward (214-155-47)*, 2005-2012
Season (min. 10 decis.) .707 Martin Gerber (38-14-6), 2005-06

MOST CONSECUTIVE GAMES PLAYED

40 – Arturs Irbe, Nov. 4, 2000-Feb. 7, 2001 (21-15-3)

LONGEST UNDEFEATED STREAK

9 – Arturs Irbe, Dec. 31, 2000-Jan. 18, 2001 (7W, 2T)
9 – *Cam Ward*, March 18-April 7, 2009 (9W)

LONGEST WINNING STREAK

9 – *Cam Ward*, March 18-April 7, 2009

LONGEST WINLESS STREAK

12 – Peter Sidorkiewicz, Jan. 4-Feb. 19, 1992 (7L, 5T)
Jeff Reese, Dec. 4, 1993-April 7, 1994 (9L, 3T)

LONGEST LOSING STREAK

11 – Kevin Weekes, Dec. 27, 2002-Feb. 11, 2003

SEASON	GOAL SCORING	ASSISTS	TOTAL POINTS
1972-73 (WHA)	53—WEBSTER, Tom	61—CAFFERY, Terry	103—WEBSTER, Tom
1973-74 (WHA)	43—WEBSTER, Tom	48—FRENCH, John	72—FRENCH, John
1974-75 (WHA)	40—WEBSTER, Tom	40—FRENCH, John	74—CARLETON, Wayne
1975-76 (WHA)	35—BACKSTROM, Ralph	50—WEBSTER, Tom	83—BACKSTROM, Ralph
1976-77 (WHA)	40—ANTONOVICH, Mike	63—KEON, Dave	90—KEON, Dave
1977-78 (WHA)	34—HOWE, Gordie	62—HOWE, Gordie	96—HOWE, Gordie
1978-79 (WHA)	42—HOWE, Mark	65—HOWE, Mark	107—HOWE, Mark
1979-80 (NHL)	56—STOUGHTON, Blaine*	61—ROGERS, Mike	105—ROGERS, Mike*
1980-81 (NHL)	43—STOUGHTON, Blaine	65—ROGERS, Mike	105—ROGERS, Mike*
1981-82 (NHL)	52—STOUGHTON, Blaine	45—HOWE, Mark	91—STOUGHTON, Blaine
1982-83 (NHL)	45—STOUGHTON, Blaine	59—FRANCIS, Ron	90—FRANCIS, Ron
1983-84 (NHL)	40—TURGEON, Sylvain	60—FRANCIS, Ron	87—JOHNSON, Mark
1984-85 (NHL)	31—TURGEON, Sylvain	57—FRANCIS, Ron	81—FRANCIS, Ron
1985-86 (NHL)	45—TURGEON, Sylvain	55—BABYCH, Dave	79—TURGEON, Sylvain
1986-87 (NHL)	40—DINEEN, Kevin	63—FRANCIS, Ron	93—FRANCIS, Ron
1987-88 (NHL)	27—WILSON, Carey	50—FRANCIS, Ron	75—FRANCIS, Ron
1988-89 (NHL)	45—DINEEN, Kevin	48—FRANCIS, Ron	89—DINEEN, Kevin
1989-90 (NHL)	44—VERBEEK, Pat	69—FRANCIS, Ron*	101—FRANCIS, Ron
1990-91 (NHL)	43—VERBEEK, Pat	71—CULLEN, John (63 with Pit.)	110—CULLEN, John (94 with Pit.)
1991-92 (NHL)	27—CRAVEN, Murray (3 with Phi.)	51—CULLEN, John	77—CULLEN, John
1992-93 (NHL)	46—SANDERSON, Geoff	65—CASSELS, Andrew	89—SANDERSON, Geoff
1993-94 (NHL)	41—SANDERSON, Geoff	42—CASSELS, Andrew	75—VERBEEK, Pat
1994-95 (NHL)	18—SANDERSON, Geoff	30—CASSELS, Andrew	37—CASSELS, Andrew
1995-96 (NHL)	44—SHANAHAN, Brendan	47—BROWN, Jeff (16 with Van.)	78—SHANAHAN, Brendan
1996-97 (NHL)	36—SANDERSON, Geoff	44—CASSELS, Andrew	67—SANDERSON, Geoff
1997-98 (NHL)	26—KAPANEN, Sami	37—KAPANEN, Sami	63—KAPANEN, Sami
	—PRIMEAU, Keith	—PRIMEAU, Keith	—PRIMEAU, Keith
1998-99 (NHL)	30—PRIMEAU, Keith	35—KAPANEN, Sami	62—PRIMEAU, Keith
1999-00 (NHL)	25—O'NEILL, Jeff	50—FRANCIS, Ron	73—FRANCIS, Ron
2000-01 (NHL)	41—O'NEILL, Jeff	50—FRANCIS, Ron	67—O'NEILL, Jeff
2001-02 (NHL)	31—O'NEILL, Jeff	50—FRANCIS, Ron	77—FRANCIS, Ron
2002-03 (NHL)	30—O'NEILL, Jeff	35—FRANCIS, Ron	61—O'NEILL, Jeff
2003-04 (NHL)	19—VASICEK, Josef	33—WILLIAMS, Justin (20 with Phi.)	45—VASICEK, Josef
2005-06 (NHL)	45—STAAL, Eric	55—STAAL, Eric	100—STAAL, Eric
		—STILLMAN, Cory	
2006-07 (NHL)	33—WILLIAMS, Justin	56—BRIND'AMOUR, Rod	83—WHITNEY, Ray
2007-08 (NHL)	38—STAAL, Eric	44—STAAL, Eric	82—STAAL, Eric
2008-09 (NHL)	40—STAAL, Eric	53—WHITNEY, Ray	77—WHITNEY, Ray
2009-10 (NHL)	30—JOKINEN, Jussi	41—STAAL, Eric	70—STAAL, Eric
2010-11 (NHL)	33—STAAL, Eric	43—STAAL, Eric	76—STAAL, Eric
2011-12 (NHL)	24—STAAL, Eric	46—STAAL, Eric	70—STAAL, Eric
2012-13 (NHL)	23—TLUSTY, Jiri	35—STAAL, Eric	53—STAAL, Eric

SEASON	GAME WINNING GOALS	POWER PLAY GOALS	SHORTHANDED GOALS
1972-73 (WHA)	7—CAFFERY, Terry	12—WEBSTER, Tom	4—EARL, Tom
1973-74 (WHA)	9—WEBSTER, Tom	9—BLACKBURN, Don	2—CHARLEBOIS, Bob
1974-75 (WHA)	9—WEBSTER, Tom	7—BLACKBURN, Don	2—SWAIN, Garry
		—WEBSTER, Tom	
1975-76 (WHA)	11—WEBSTER, Tom	12—PLEAU, Larry	6—EARL, Tom
1976-77 (WHA)	6—ANTONOVICH, Mike	12—LYLE, George	3—McKENZIE, John
1977-78 (WHA)	8—HOWE, Gordie	16—HOWE, Gordie	5—KEON, Dave
1978-79 (WHA)	6—LACROIX, Andre	13—HOWE, Mark	6—HOWE, Mark
1979-80 (NHL)	9—STOUGHTON, Blaine*	16—STOUGHTON, Blaine	2—ROGERS, Mike
			—STOUGHTON, Blaine
			—HOWE, Mark
1980-81 (NHL)	6—STOUGHTON, Blaine	10—ROGERS, Mike	4—ROGERS, Mike
		—STOUGHTON, Blaine	
1981-82 (NHL)	4—STOUGHTON, Blaine	14—LAROUCHE, Pierre	1—Six Players
	—SULLIMAN, Doug		
1982-83 (NHL)	8—STOUGHTON, Blaine	10—STOUGHTON, Blaine	3—JOHNSON, Mark
1983-84 (NHL)	5—FRANCIS, Ron	18—TURGEON, Sylvain	2—QUENNEVILLE, Joel
	—NEUFELD, Ray		
1984-85 (NHL)	4—MALONE, Greg	12—NEUFELD, Ray	4—DINEEN, Kevin
1985-86 (NHL)	8—DINEEN, Kevin	14—FERRARO, Ray	3—Four Players
1986-87 (NHL)	7—FRANCIS, Ron	14—FERRARO, Ray	3—TIPPETT, Dave
	—DINEEN, Kevin		
1987-88 (NHL)	8—WILSON, Carey	13—TURGEON, Sylvain	3—GAVIN, Stewart
1988-89 (NHL)	7—FERRARO, Ray	20—DINEEN, Kevin	2—TIPPETT, Dave
1989-90 (NHL)	5—FRANCIS, Ron	15—FRANCIS, Ron	2—Four Players
	—VERBEEK, Pat		
	—YOUNG, Scott		
1990-91 (NHL)	5—VERBEEK, Pat	15—VERBEEK, Pat	1—Five Players
1991-92 (NHL)	4—CRAVEN, Murray	13—BROWN, Rob	4—CRAVEN, Murray
1992-93 (NHL)	6—VERBEEK, Pat	21—SANDERSON, Geoff*	3—CASSELS, Andrew
1993-94 (NHL)	6—SANDERSON, Geoff	15—VERBEEK, Pat	1—Seven Players
		—SANDERSON, Geoff	(Paul Ranheim had 2, both with CHI)
1994-95 (NHL)	4—SANDERSON, Geoff	4—SANDERSON, Geoff	1—TURCOTTE, Darren
		—RICE, Steven	—KRON, Robert
		—CARSON, Jimmy	—NIKOLISHIN, Andrei

LEADERS BY SEASON

SEASON	GAME WINNING GOALS	POWER PLAY GOALS	SHORTHANDED GOALS
1995-96 (NHL)	7—SANDERSON, Geoff	17—SHANAHAN, Brendan	2—SHANAHAN, Brendan —SANDERSON, Geoff
1996-97 (NHL)	4—KRON, Robert —DINEEN, Kevin —SANDERSON, Geoff	12—SANDERSON, Geoff	3—PRIMEAU, Keith —RANHEIM, Paul
1997-98 (NHL)	5—KAPANEN, Sami	7—PRIMEAU, Keith —O'NEILL, Jeff	3—PRIMEAU, Keith
1998-99 (NHL)	7—KAPANEN, Sami	9—PRIMEAU, Keith	2—RANHEIM, Paul
1999-00 (NHL)	7—O'NEILL, Jeff	12—ROBERTS, Gary	1—KRON, Robert —BRIND'AMOUR, Rod —WESTLUND, Tommy
2000-01 (NHL)	6—WILLIS, Shane	17—O'NEILL, Jeff	2—OZOLINSH, Sandis —DIMAIO, Rob
2001-02 (NHL)	6—O'NEILL, Jeff	14—FRANCIS, Ron	2—BRIND'AMOUR, Rod
2002-03 (NHL)	7—O'NEILL, Jeff	11—O'NEILL, Jeff	2—COLE, Erik
2003-04 (NHL)	5—VASICEK, Josef	7—O'NEILL, Jeff	5—ADAMS, Kevyn*
2005-06 (NHL)	8—COLE, Erik	19—BRIND'AMOUR, Rod —STAAL, Eric	4—STAAL, Eric —WILLIAMS, Justin
2006-07 (NHL)	8—WILLIAMS, Justin	12—STAAL, Eric —WILLIAMS, Justin	2—BRIND'AMOUR, Rod —COMMODORE, Mike —LaROSE, Chad —WILLIAMS, Justin
2007-08 (NHL)	7—STAAL, Eric	14—STAAL, Eric	2—WALKER, Scott
2008-09 (NHL)	8—STAAL, Eric	14—STAAL, Eric	2—CULLEN, Matt 2—LaROSE, Chad
2009-10 (NHL)	6—JOKINEN, Jussi	13—STAAL, Eric	2—KOSTOPOULOS, Tom
2010-11 (NHL)	9—COLE, Erik	12—STAAL, Eric	3—STAAL, Eric
2011-12 (NHL)	5—LaROSE, Chad —SKINNER, Jeff	7—STAAL, Eric	3—STAAL, Eric —SUTTER, Brandon
2012-13 (NHL)	4—STAAL, Eric	5—SKINNER, Jeff	1—DWYER, Patrick —FAULK, Justin —STAAL, Eric

SEASON	GOALS-AGAINST AVERAGE	SHUTOUTS	PENALTY MINUTES
1972-73 (WHA)	3.18—SMITH, Al	3—SMITH, Al	114—SELWOOD, Brad
1973-74 (WHA)	3.08—SMITH, Al	2—SMITH, Al	148—LEY, Rick
1974-75 (WHA)	3.47—SMITH, Al	2—SMITH, Al	144—FOTIU, Nick
1975-76 (WHA)	3.42—ABRAHAMSSON, Christer	2—ABRAHAMSSON, Christer	205—BUSNIUK, Ron
1976-77 (WHA)	3.12—RAEDER, Cap	2—RAEDER, Cap	215—BUTTERS, Bill
1977-78 (WHA)	3.22—SMITH, Al	3—LEVASSEUR, Louis	192—CARLSON, Jack
1978-79 (WHA)	3.31—SMITH, Al	2—GARRETT, John	148—HANGSLEBEN, Alan
1979-80 (NHL)	3.66—SMITH, Al	2—SMITH, Al	107—FOTIU, Nick
1980-81 (NHL)	4.48—VEISOR, Mike	1—VEISOR, Mike	190—ROWE, Tom
1981-82 (NHL)	4.21—GARRETT, John	—NONE	242—HOWATT, Garry
1982-83 (NHL)	4.83—MILLEN, Greg	1—MILLEN, Greg —VEISOR, Mike	216—ADAMS, Greg
1983-84 (NHL)	3.71—MILLEN, Greg	2—MILLEN, Greg	198—ROBERTSON, Torrie
1984-85 (NHL)	3.58—LIUT, Mike	2—WEEKES, Steve	337—ROBERTSON, Torrie
1985-86 (NHL)	3.61—LIUT, Mike	2—LIUT, Mike	358—ROBERTSON, Torrie*
1986-87 (NHL)	3.23—LIUT, Mike	4—LIUT, Mike*	202—MacDERMID, Paul
1987-88 (NHL)	3.18—LIUT, Mike	2—LIUT, Mike	291—ROBERTSON, Torrie
1988-89 (NHL)	3.03—SIDORKIEWICZ, Peter	4—SIDORKIEWICZ, Peter	181—SAMUELSSON, Ulf
1989-90 (NHL)	2.64—LIUT, Mike	3—LIUT, Mike	228—VERBEEK, Pat
1990-91 (NHL)	3.15—REAUGH, Daryl	1—REAUGH, Daryl —SIDORKIEWICZ, Peter	246—VERBEEK, Pat
1991-92 (NHL)	3.34—SIDORKIEWICZ, Peter	3—WHITMORE, Kay	243—VERBEEK, Pat
1992-93 (NHL)	3.94—GOSSELIN, Mario	—NONE	325—KYPREOS, Nick
1993-94 (NHL)	2.99—BURKE, Sean	2—BURKE, Sean	246—POTVIN, Marc
1994-95 (NHL)	2.68—BURKE, Sean	—NONE	141—CHASE, Kelly
1995-96 (NHL)	3.11—BURKE, Sean	4—BURKE, Sean	254—DANIELS, Scott
1996-97 (NHL)	2.69—BURKE, Sean	4—BURKE, Sean	218—GRIMSON, Stu
1997-98 (NHL)	2.17—KIDD, Trevor*	3—KIDD, Trevor	204—GRIMSON, Stu
1998-99 (NHL)	2.22—IRBE, Arturs	6—IRBE, Arturs*	178—ROBERTS, Gary
1999-00 (NHL)	2.42—IRBE, Arturs	5—IRBE, Arturs	90—PRATT, Nolan
2000-01 (NHL)	2.45—IRBE, Arturs	6—IRBE, Arturs*	159—KARPA, Dave
2001-02 (NHL)	2.54—IRBE, Arturs	3—IRBE, Arturs	106—LANGDON, Darren
2002-03 (NHL)	2.55—WEEKES, Kevin	5—WEEKES, Kevin	141—HILL, Sean
2003-04 (NHL)	2.41—WEEKES, Kevin	6—WEEKES, Kevin*	127—BOULERICE, Jesse
2005-06 (NHL)	2.78—GERBER, Martin	3—GERBER, Martin	138—COMMODORE, Mike
2006-07 (NHL)	2.85—GRAHAME, John	2—WARD, Cam	113—COMMODORE, Mike
2007-08 (NHL)	2.75—WARD, Cam	4—WARD, Cam	115—WALKER, Scott
2008-09 (NHL)	2.44—WARD, Cam	6—WARD, Cam	79—RUUTU, Tuomo
2009-10 (NHL)	2.69—WARD, Cam	1—LEGACE, Manny	106—KOSTOPOULOS, Tom
2010-11 (NHL)	2.56—WARD, Cam	4—WARD, Cam	85—GLEASON, Tim
2011-12 (NHL)	2.48—PETERS, Justin	5—WARD, Cam	76—ALLEN, Bryan
2012-13 (NHL)	2.84—WARD, Cam	1—ELLIS, Dan —PETERS, Justin	54—STAAL, Eric

STREAKS / SUPERLATIVES / HOME / AWAY

LONGEST UNBEATEN STREAKS OVERALL

Jan. 20-Feb. 10, 1982	10	6w-4t
March 18-April 7, 2009	9	9w
Dec. 31-Jan. 19, 2006	9	9w
Oct. 22-Nov. 11, 2005	9	9w
Dec. 31-Jan. 18, 2001	9	7w-2t
March 9-29, 1985	9	7w-2t
March 15-April 1, 1986	8	6w-2t
Feb. 5-March 4, 2010	7	7w
Oct. 17-Nov. 4, 1987	7	5w-2t

AT HOME

Feb. 20-April 7, 2009	12	12w
Dec. 31-Jan. 28, 2006	9	9w
Dec. 15-Jan. 18, 2001	9	8w-1t
Jan. 24-March 11, 2010	8	8w
Jan. 23-March 21, 2002	8	1w-7t
March 15-April 5, 1986	7	5w-2t
Oct. 18-Nov. 1, 1980	6	4w-2t
March 10-29, 1985	6	5w-1t
Feb. 25-March 7, 1987	6	5w-1t
Nov. 28-Dec. 23, 1992	6	3w-3t
Nov. 2-19, 2001	6	4w-2t

ON ROAD

Nov. 11-Dec. 5, 1996	8	4w-4t
Jan. 23-Feb. 10, 1982	6	3w-3t
Nov. 30-Dec. 26, 1989	6	5w-1t
Nov. 10-Dec. 7, 1990	6	6w

LONGEST WIN STREAKS OVERALL

March 18-April 7, 2009	9
Dec. 31-Jan. 19, 2006	9
Oct. 22-Nov. 11, 2005	9

AT HOME

Feb. 20-April 7, 2009	12
-----------------------	----

ON ROAD

Nov. 10-Dec. 7, 1990	6
----------------------	---

MONTHLY SUPERLATIVES

	BEST RECORD		WORST RECORD	
	W-L-T/OT-OTL	PTS	W-L-T-OTL	PTS
OCTOBER				
2005-06	8-2-1	17	2009-10	2-7-3
2007-08	7-3-3	17	1993-94	3-8-1
2001-02	6-5-0-2	14	1981-82	1-4-5
			1982-83	2-6-2
			1992-93	3-8-0
NOVEMBER				
2006-07	9-5-1	19	2009-10	3-10-2
2002-03	6-3-3-2	17	1980-81	3-8-2
2005-06	8-5-0	16	1982-83	3-8-1
1986-87	7-3-2	16	1992-93	3-8-1
2001-02	6-6-4-0	16	1984-85	2-7-2
DECEMBER				
2001-02	8-2-1-3	20	1999-00	3-8-1
2005-06	8-3-3	19	1991-92	3-8-1
1986-87	8-5-3	19	1995-96	2-10-3
2006-07	7-6-1	15	1979-80	1-8-3
2010-11	7-4-1	15		
1989-90	7-4-1	15		
2008-09	6-4-3	15		
JANUARY				
2005-06	13-1-0	26	2002-03	2-10-1-2
2009-10	9-5-0	18	1996-97	3-10-1
2010-11	8-4-2	18	1980-81	2-10-3
2000-01	8-4-2-0	18	1982-83	3-10-1
1995-96	8-4-1	17	1992-93	3-11-1
1987-88	8-6-1	17	1991-92	1-7-3
			1994-95	1-2-2
			2012-13	2-3-0
FEBRUARY				
2012-13	8-5-1	17	1984-85	3-9-2
1979-80	7-5-2	16	2002-03	1-6-3-1
2011-12	6-1-4	16	1992-93	3-7-0
1983-84	7-5-1	15	1982-83	3-10-0
1986-87	7-4-0	15	1985-86	2-10-1
2007-08	7-5-1	15	2001-02	2-3-1
			2005-06	2-3-0
MARCH				
2008-09	10-1-2	22	2002-03	4-9-2-0
1985-86	9-3-2	20	1990-91	3-8-4
2009-10	9-5-2	20	1993-94	4-10-1
2005-06	9-5-2	20	1980-81	3-9-2
1989-90	9-5-2	20	1982-83	3-10-1
APRIL				
1994-95	6-8-0	12	2007-08	1-2-0
			2003-04	0-1-1-0
			2002-03	0-3-0-0

BEST ALL-TIME HOME STANDS

(Unbeaten records do not include games lost in overtime or a shootout)

THREE-GAME STANDS

Team was unbeaten in the following:

3-0-0	Jan. 21-24, 1988
	March 21-25, 1990
	Oct. 7-14, 1995
	March 13-18, 1996
	March 18-23, 2001
	Oct. 24-28, 2005
	Jan. 10-Jan. 15, 2006
	March 18-21, 2009
	Feb. 9-13, 2010
2-0-1	Nov. 21-25, 1979
	Jan. 27-31, 1982
	March 6-10, 1982
	March 27-April 2, 1983
	Oct. 24-31, 1987
	Dec. 29-Jan. 4, 1991-92
	Nov. 29-Dec. 4, 1998
	Nov. 2-6, 2001

FOUR-GAME STANDS

Team was unbeaten in the following:

4-0-0	March 17-24, 1985
3-0-1	Oct. 18-25, 1980

BEST ALL-TIME ROAD TRIPS

(Unbeaten records do not include games lost in overtime or a shootout)

THREE-GAME TRIPS

Team earned at least one point in each game of the following:

2-0-1	Feb. 1-5, 1984
	Dec. 18-21, 1987
	Nov. 12-16, 1996
	April 1-4, 2001
	Dec. 26-31, 2001
	March 29-April 1, 2010
1-0-2	Feb. 8-13, 2012

FOUR-GAME TRIPS

Team was unbeaten in the following:

2-0-2	Feb. 2-10, 1982
	Nov. 29-Dec. 5, 1996
1-0-3-0	Oct. 18-25, 2003

Team earned at least one point in each game of the following:

2-0-1-1	Feb. 23-29, 2004
----------------	------------------

FIVE-GAME STANDS

Team was unbeaten in the following:

5-0-0	Dec. 13-Dec. 23, 2005
4-0-1	Dec. 31-Jan. 9, 2000-01
3-0-2	March 22-April 1, 1986

SIX-GAME STANDS

Team was unbeaten in the following:

5-0-1	Feb. 25-March 7, 1987
--------------	-----------------------

SEVEN-GAME STANDS

Team had two seven-game home stands:

4-2-1	Feb. 21-March 7, 1997
4-3-0-0	Dec. 27-Jan. 8, 2003-04

NINE-GAME STANDS

Team earned points in each game of its lone nine-game home stand:

4-0-3-2	Oct. 30-Nov. 19, 2002
----------------	-----------------------

FIVE-GAME TRIPS

Team's best records:

4-1-0	Feb. 28-March 8, 1998
3-0-0-2	March 13-20, 2004
3-1-1	Dec. 4-16, 2010
3-2-0	Jan. 2-Feb. 1, 1987
	Jan. 11-19, 1988
2-1-2	March 4-11, 2006
2-1-1-1	Feb. 1-14, 2001

SIX-GAME TRIPS

Team's only six-game road trips:

5-1-0	Jan. 30-Feb. 11, 1996
4-1-1	Feb. 2-Feb. 12, 2013
3-1-2	Oct. 6-22, 2007
	Oct. 17-30, 2008
3-2-1	Feb. 1-12, 1994
	Nov. 29-Dec. 10, 2005
2-4-0	Jan. 25-Feb 8, 1997

SEVEN-GAME TRIP

Team's only seven-game road trip:

3-3-1	Oct. 7-21, 2006
--------------	-----------------

EIGHT-GAME TRIP

Team's only eight-game road trip:

5-3-0	Feb. 7-March 7, 2002
--------------	----------------------

BEST COMEBACKS

MARCH 19, 1980 (AT HARTFORD) — Hartford trailed Montreal in the third period 5-1, but came back with four goals to tie the game. Blaine Stoughton tied the game at 19:48 of the third period.

FEBRUARY 15, 1981 (AT HARTFORD) — The Whalers trailed Chicago 4-1 at the 14-minute mark of the second period, but came back to gain a 4-4 tie. Pat Boutette scored the tying goal at 2:20 of the third period.

NOVEMBER 20, 1982 (AT HARTFORD) — Hartford trailed Calgary 3-0 after the first period, but eventually gained a 4-4 tie when Pierre Larouche scored with just 36 seconds to play in the third period.

FEBRUARY 1, 1984 (AT DETROIT) — Hartford trailed Detroit 6-3 with 10 minutes left in the game, but came back to get a 6-6 tie on goals by Ray Neufeld, Risto Siltanen and then Ron Francis with just 2:03 to play.

OCTOBER 10, 1985 (AT BUFFALO) — Buffalo jumped off to a quick 3-0 lead in the season opener, but the Whalers battled back and eventually posted a 5-4 victory on Bobby Crawford's goal at 18:49 of the third period.

NOVEMBER 9, 1985 (AT QUEBEC) — Hartford trailed Quebec 3-0 after two periods but came back with four goals in the third period to win it 4-3. Joel Quenneville scored the winner for Hartford at 15:24 of the final period.

DECEMBER 13, 1985 (AT BUFFALO) — Hartford trailed Buffalo 4-1 in the second period but eventually posted a 5-4 victory. Paul Lawless, who had three goals in the game, scored the game-winner at 19:18 of the third period.

OCTOBER 11, 1986 (AT HARTFORD) — Hartford trailed Calgary 5-2 in the third period of the season opener, but scored four straight goals in the final 13:28 of play to post a 6-5 victory. Joel Quenneville scored the dramatic game-winner at 19:40 with the Whalers shorthanded.

NOVEMBER 16, 1987 (AT MONTREAL) — Hartford trailed Montreal 3-0 midway through the game, but goals by Mike Millar, Brent Peterson and Stewart Gavin (Gavin's with 37 seconds left in regulation time) gave Hartford a 3-3 tie.

DECEMBER 8, 1988 (AT HARTFORD) — Hartford trailed the New York Rangers 4-1 at 15:24 of the second period. Ron Francis tallied a late goal in that stanza to reduce the deficit to 4-2, and then the Whalers registered three goals in a span of 9:42 of the third period to win it. Tom Martin scored the game-winner at 14:44.

JANUARY 19, 1989 (AT HARTFORD) — Montreal built up a 4-0 lead by the 13:01 mark of the second period. Dave Tippett scored late in the second stanza to make it 4-1, and the Whalers registered four goals in a 5:43 span of the third period to take the lead, with Jody Hull getting the eventual game-winner. Kevin Dineen scored into an empty net to clinch the 6-4 win.

NOVEMBER 23, 1990 (AT BOSTON) — Hartford trailed Boston 3-0 after two periods but took advantage of two major penalties by the Bruins to score four power-play goals to beat the Bruins 4-3. Pat Verbeek had two goals and two assists to pace the victory.

DECEMBER 13, 1991 (AT BUFFALO) — Hartford trailed Buffalo 3-0 after the first period but scored five unanswered second period goals, two by Zarley Zalapski, en route to an 8-4 win. It was Friday the 13th.

FEBRUARY 9, 1992 (AT HARTFORD) — Down 4-1 in the third period, Hartford scored three goals in a span of 3:25 to tie the Minnesota North Stars 4-4. Jim McKenzie scored two goals, Steve Konroyd the other. Zarley Zalapski had three assists.

FEBRUARY 27, 1993 (AT QUEBEC) — Down 3-0 after the first 8:19 of the game, Hartford scored five unanswered goals in a 5-3 win.

APRIL 10, 1994 (AT TAMPA BAY) — Down 3-0 after the first 3:58 of the game, Hartford scored three times in 4:58 to tie the score after the first period. They went on to win 6-4.

MARCH 14, 1995 (AT NY ISLANDERS) — Down 3-0 before scoring at 7:50 of the second period, Hartford scored five straight goals to take a 5-3 lead by 2:41 of the third period. They went on to win 6-4.

NOVEMBER 23, 1997 (AT CALGARY) — Calgary jumped out to a 3-0 lead in the second period before Carolina responded with a goal with one minute remaining in the period and two scores in the third to end up with a 3-3 tie. Nelson Emerson scored the game-tying goal with 5:24 left in the third period.

NOVEMBER 5, 1998 (AT NY ISLANDERS) — After allowing three goals in the first 11:59 of the game, Carolina scored in the first and second periods to close the gap to 3-2 entering the third period. Carolina tallied three goals (Jeff O'Neill, Martin Gelinas and Kent Manderville) in a 3:20 span early in the third period for a 6-3 victory.

MARCH 15, 1999 (AT PHOENIX) — Carolina surrendered two goals to Phoenix in the first 1:12 of the game and trailed 3-1 after the first period. After trading goals in the second period, Carolina was in a 5-2 hole with 11:51 remaining. Ron Francis and Jeff O'Neill tallied goals in a 5:57 span to close the deficit to one. Martin Gelinas notched the game-tying goal with 1:34 remaining in the third period to tie the game 5-5.

JANUARY 7, 2000 (AT CAROLINA) — After trailing 4-0 to Anaheim midway through the second period, Andrei Kovalenko scored at the 17:34 mark of the second period. Jeff O'Neill scored twice and Glen Wesley added another in the third period to tie the score at 4-4.

***MAY 9, 2002 (AT MONTREAL)** — In Game 4 of the Eastern Conference Semifinals, Carolina trailed Montreal 3-0 heading into the third period. Sean Hill scored a power play goal at 3:57 of the third period and Bates Battaglia cut the lead to one at 12:43. Erik Cole tied the game with 41 seconds left in regulation with Carolina skating with an extra attacker. Then, defenseman Niclas Wallin won it with a shot from the right point at 3:14 of the overtime period to give Carolina the momentum and propel the Hurricanes to the series victory in six games.

***JUNE 5, 2006 (AT CAROLINA)** — In Game 1 of the Stanley Cup Finals, Carolina trailed Edmonton 3-0 before Rod Brind'Amour put the Hurricanes on the board with 2:43 remaining in the second period. Ray Whitney opened the third period with an even-strength goal at the 1:40 mark and added a power-play goal at 5:09 to even the score 3-3. Justin Williams gave Carolina a 4-3 lead at the 10:02 mark before Edmonton's Ales Hemsky tied it 4-4 with 6:29 remaining in regulation. Brind'Amour iced the game with 32 seconds remaining in regulation to give Carolina its first Stanley Cup Finals victory en route to a 4-3 series triumph and the franchise's first championship.

JANUARY 11, 2007 (AT CAROLINA) — Trailing 3-0 after two periods, Chad LaRose broke up Alex Auld's shutout bid 1:40 into the third frame. Subsequently, Erik Cole (3:06), Scott Walker (8:02), Cory Stillman (9:35) and Craig Adams (10:02) combined for four more goals in the 9:22 following LaRose's tally to give Carolina a 5-3 lead. Olli Jokinen made the game 5-4 with 56 seconds remaining in regulation, but former Panthers winger Ray Whitney iced the 6-4 win for Carolina with just 13 seconds to play.

APRIL 7, 2007 (AT CAROLINA) — In the final game of the season, Carolina trailed Florida 4-1, 12:14 into the second period with David Tanabe's goal at 5:46 of the second the lone high point for the home team. Then, 5:31 into the third period, Tanabe again scored to bring the Hurricanes to within two goals. At the 12:13 mark of the third, Erik Cole scored to make it 4-3, followed by Eric Staal who tied the game with just 4:23 remaining in regulation. John Grahame stopped Bryan Allen's penalty shot 2:37 into overtime, and Rod Brind'Amour sent the Hurricanes into the offseason with a win when he beat netminder Craig Anderson with 24 seconds left in the extra frame.

OCTOBER 11, 2008 (AT TAMPA BAY) — In just the second game of the regular season, Carolina trailed 3-0 late in the second period. Rod Brind'Amour got the Hurricanes' rally started with less than one minute remaining in the second frame, and Matt Cullen used a power-play goal 1:56 into the third to cut the Lightning lead to one. Eric Staal tied the game 3-3 with 10:04 remaining in regulation. The Hurricanes peppered goaltender Mike Smith with five shots in the overtime period, the last coming when Staal notched his second of the game with 24 seconds remaining. It marked just the second three-goal comeback for Carolina since the team's relocation in 1997.

***APRIL 28, 2009 (AT NEW JERSEY)** — THE SHOCK AT THE ROCK: Carolina trailed New Jersey 3-2 with 1:20 remaining in Game 7 of the Eastern Conference Quarterfinals at the Prudential Center when Jussi Jokinen one-timed a pass from Joni Pitkanen to tie the game. Eric Staal then notched the game-winner when he fired a shot under Martin Brodeur's right shoulder with 32 seconds remaining. Staal's goal marked the latest game-winning goal in the third period of a Game 7 in Stanley Cup playoffs history, and Jokinen's and Staal's goals in the final 1:20 also marked the latest in a Game 7 that a team trailed in regulation and came back to win.

** Playoff game*

1979-80 THROUGH 2012-13

(Minimum 70-Game Season For "Fewest" Records; OTLs do not count as losses)

		—OVERALL—			—AT HOME—			—ON ROAD—		
POINTS:	MOST	112	(2005-06)		64	(2005-06)		48	(2001-02, 2005-06)	
	FEWEST	45	(1982-83)		29	(1992-93)		14	(1982-83)	
WINS:	MOST	52	(2005-06)		31	(2005-06)		21	(1989-90, 2005-06)	
	FEWEST	19	(1982-83)		12	(1992-93, 2002-03)		5	(1979-80)	
LOSSES:	MOST	54	(1982-83)		25	(1992-93)		32	(1982-83)	
	FEWEST	22	(2005-06)		8	(2005-06)		13	(2001-02)	
TIES:	MOST	19	(1979-80)		11	(2001-02)		13	(1979-80)	
	FEWEST	4	(1985-86)		2	(1985-86, 1988-89)		1	(1992-93, 1997-98)	
GOALS SCORED:	MOST	332	(1985-86)		181	(1985-86)		151	(1985-86)	
	FEWEST	171	(2002-03)		84	(2002-03)		83	(2000-01)	
GOALS ALLOWED:	MOST	403	(1982-83)		176	(1992-93)		234	(1982-83)	
	FEWEST	202	(1998-99)		96	(1998-99)		106	(1998-99)	
SHUTOUTS:	MOST	8	(1998-99)		5	(1998-99, 2011-12)		3	(1984-85, 1989-90, 1997-98, 1998-99, 1999-00, 2003-04, 2005-06, 2007-08, 2008-09, 2010-11)	
	FEWEST	0	(1981-82, 1992-93)		0	(1981-82, 1982-83, 1992-93)		0	(1979-80, 1980-81, 1992-93, 1996-97)	
TIMES SHUTOUT:	MOST	8	(1995-96, 2006-07)		6	(2002-03)		7	(1995-96)	
	FEWEST	1	(1982-83, 1988-89, 2008-09)		0	(1979-80, 1980-81, 1986-87, 1988-89, 1990-91, 1998-99)		0	(2008-09)	
SHOTS TAKEN:	MOST	2675	(2008-09)		1425	(2007-08)		1334	(2008-09)	
	FEWEST	2142	(1998-99)		1081	(1998-99)		1046	(1979-80)	
SHOTS AGAINST:	MOST	2871	(1982-83)		1373	(1982-83)		1501	(1992-93)	
	FEWEST	2131	(1989-90)		963	(1989-90)		1069	(2000-01)	
PP CHANCES:	MOST	531	(2005-06)		281	(2005-06)		250	(2005-06)	
	FEWEST	217	(1979-80)		118	(1979-80)		99	(1979-80)	
PP GOALS:	MOST	95	(2005-06)		48	(1989-90, 2005-06, 2007-08)		47	(2005-06)	
	FEWEST	41	(2003-04)		19	(2003-04)		14	(1979-80)	
OPP. PP GOALS:	MOST	107	(1992-93)		47	(1992-93)		60	(1992-93)	
	FEWEST	40	(1999-00)		12	(1999-00)		26	(2000-01)	
SH SITUATIONS:	MOST	493	(1992-93)		238	(2005-06)		260	(1992-93)	
	FEWEST	248	(1979-80)		123	(1979-80)		125	(1979-80)	
SH GOALS:	MOST	17	(2005-06)		8	(1985-86)		11	(2005-06)	
	FEWEST	3	(1988-89, 1999-00)		1	(1988-89)		0	(1979-80)	
OPP. SH GOALS:	MOST	18	(1988-89)		12	(1988-89)		9	(1980-81, 2000-01)	
	FEWEST	1	(1979-80)		0	(1979-80, 2009-10)		1	(1979-80, 2010-11, 2011-12)	
PIMS:	MOST	2354	(1992-93)		1213	(1989-90)		1353	(1992-93)	
	FEWEST	763	(2011-12)		362	(2011-12)		401	(2011-12)	
OPPONENT PIMS:	MOST	2244	(1992-93)		1017	(1989-90)		1258	(1987-88)	
	FEWEST	756	(1979-80)		395	(1979-80)		361	(1979-80)	

SPECIAL TEAMS HISTORY

	Power Play			NHL	Shorthanded			NHL	Power Play			NHL	Shorthanded			NHL	
Year	GF – Opp.	Pct.	Rank	GA – Opp.	Pct.	Rank	Year	GF – Opp.	Pct.	Rank	GA – Opp.	Pct.	Rank	Year	GF – Opp.	Pct.	Rank
1979-80	42 – 216	19.4%	15	64 – 249	74.3%	17	1996-97	58 – 321	18.1%	4	51 – 332	84.6%	10				
1980-81	60 – 318	18.9%	18	80 – 328	75.6%	14	1997-98	50 – 378	13.2%	18	58 – 391	85.2%	12				
1981-82	68 – 292	23.3%	10	78 – 283	72.4%	20	1998-99	42 – 382	11.0%	27	51 – 346	85.3%	12				
1982-83	51 – 264	19.3%	20	70 – 293	76.1%	12	1999-00	58 – 342	17.0%	9	40 – 253	84.2%	15				
1983-84	80 – 329	24.3%	5	68 – 301	77.4%	12	2000-01	72 – 382	18.8%	8	45 – 351	87.2%	2				
1984-85	73 – 321	22.7%	10	62 – 324	80.9%	4	2001-02	63 – 391	16.1%	12	54 – 332	83.7%	20				
1985-86	83 – 378	22.0%	11	72 – 376	80.9%	4	2002-03	58 – 420	13.8%	27	71 – 392	81.9%	22				
1986-87	73 – 352	20.7%	11	71 – 336	78.9%	12	2003-04	41 – 384	10.7%	30	66 – 359	81.6%	25				
1987-88	84 – 477	17.6%	17	67 – 426	84.3%	1	2005-06	95 – 531	17.9%	17	81 – 445	81.8%	19				
1988-89	87 – 418	20.8%	10	70 – 377	81.4%	7	2006-07	67 – 447	15.0%	25	61 – 395	84.6%	6				
1989-90	80 – 398	20.1%	13	74 – 401	81.5%	4	2007-08	79 – 420	18.8%	8	75 – 355	78.9%	26				
1990-91	73 – 403	18.1%	15	72 – 369	80.5%	11	2008-09	70 – 374	18.7%	18	59 – 301	80.4%	19				
1991-92	73 – 414	17.6%	15	86 – 396	78.3%	18	2009-10	56 – 332	16.9%	22	62 – 320	80.6%	19				
1992-93	78 – 444	17.6%	19	107 – 493	78.3%	19	2010-11	55 – 346	15.9%	24	51 – 272	81.2%	20				
1993-94	61 – 408	15.0%	23	88 – 416	78.8%	24	2011-12	49 – 294	16.7%	19	49 – 252	80.6%	22				
1994-95	30 – 174	17.2%	14	37 – 185	80.0%	22	2012-13	24 – 165	14.5%	27	36 – 161	77.6%	28				
1995-96	67 – 372	18.0%	13	83 – 429	80.7%	19	TL:	2100 – 11887	17.7%		2159 – 11239	80.8%					

SEASON RECORDS

LONGEST WIN STREAK

	9	OCT. 22 – NOV. 11, 2005; DEC. 31, 2005 – JAN. 19, 2006; MARCH 18 – APRIL 7, 2009
AT HOME	12	Feb. 20 – April 7, 2009
ON ROAD	6	Nov. 10 – Dec. 7, 1990

LONGEST UNBEATEN STREAK

	10	JAN. 20 – FEB. 10, 1982 (6W, 4T)
AT HOME	12	Feb. 20 – April 7, 2009
ON ROAD	8	Nov. 11 – Dec. 5, 1996 (4W, 4T)

LONGEST WINLESS STREAK

	14	JAN. 4 – FEB. 9, 1992 (8L, 6T); OCT. 10 – NOV. 13, 2009 (10L, 4OT)
AT HOME	13	Jan. 15 – March 10, 1985 (11L, 2T)
ON ROAD	15	Nov. 11, 1979 – Jan. 9, 1980 (11L, 4T) and Jan. 7, 2003 – March 2, 2003 (11L, 2T, 2 OTL)

LONGEST LOSING STREAK

	9	FEB. 19 – MARCH 8, 1983
AT HOME	8	March 14, 2013 – April 9, 2013
ON ROAD	13	Dec. 18, 1982 – Feb. 5, 1983

MOST CONSECUTIVE TIES

	3	MARCH 19 – 22, 1980 (ALL WERE 5-5 TIES)
AT HOME	7	Jan. 23 – March 18, 2002
ON ROAD	3	March 9 – 22, 1980

MOST CONSECUTIVE NON-TIE GAMES

	39	MARCH 16, 1985 – DEC. 14, 1985 (23W, 16L)
AT HOME	44	March 17, 1985 – March 22, 1986 (25W, 19L)
ON ROAD	34	Oct. 26, 1997 – April 19, 1998 (17W, 17L)

80-OR-MORE-POINT-MEN IN A SEASON

MOST	3	1979-80 (Mike Rogers 105, Blaine Stoughton 100, Mark Howe 80) 1992-93 (Geoff Sanderson 89, Andrew Cassels 86, Pat Verbeek 82)
FEWEST	0	1985-86, 1987-88, 1991-92, 1993-94, 1995-96, 1996-97, 1997-98, 1998-99, 1999-00, 2000-01, 2001-02, 2002-03, 2003-04, 2008-09, 2009-10, 2010-11, 2011-12

90-OR-MORE-POINT-MEN IN A SEASON

MOST	2	1979-80 (Mike Rogers 105, Blaine Stoughton 100)
FEWEST	0	1983-84, 1984-85, 1985-86, 1987-88, 1988-89, 1991-92, 1992-93, 1993-94, 1995-96, 1996-97, 1997-98, 1998-99, 1999-00, 2000-01, 2001-02, 2002-03, 2003-04, 2006-07, 2007-08, 2008-09, 2009-10, 2010-11, 2011-12

100-OR-MORE-POINT-MEN IN A SEASON

MOST	2	1979-80 (Mike Rogers 105, Blaine Stoughton 100)
FEWEST	0	1981-82, 1982-83, 1983-84, 1984-85, 1985-86, 1987-88, 1988-89, 1991-92, 1992-93, 1993-94, 1995-96, 1996-97, 1997-98, 1998-99, 1999-00, 2000-01, 2001-02, 2002-03, 2003-04, 2006-07, 2007-08, 2008-09, 2009-10, 2010-11, 2011-12

20-OR-MORE-GOAL-SCORERS IN A SEASON

MOST	8	1986-87 (Kevin Dineen 40, John Anderson 31, Ron Francis 30, Ray Ferraro 27, Sylvain Turgeon 23, Paul Lawless 22, Dean Evason 22, Stewart Gavin 20)
FEWEST	0	2003-04

30-OR-MORE-GOAL-SCORERS IN A SEASON

MOST	4	2005-06 (Eric Staal 45, Justin Williams 31, Rod Brind'Amour 31, Erik Cole 30)
FEWEST	0	1987-88, 1991-92, 1997-98, 1999-00, 2003-04, 2011-12

40-OR-MORE-GOAL-SCORERS IN A SEASON

MOST	2	1979-80 (Blaine Stoughton 56, Mike Rogers 44) 1980-81 (Blaine Stoughton 43, Mike Rogers 40) 1988-89 (Kevin Dineen 45, Ray Ferraro 41)
FEWEST	0	1984-85, 1987-88, 1991-92, 1996-97, 1997-98, 1998-99, 1999-00, 2001-02, 2002-03, 2003-04, 2006-07, 2007-08, 2009-10, 2010-11, 2011-12

50-OR-MORE-GOAL-SCORERS IN A SEASON

MOST	1	1979-80 (Blaine Stoughton 56) 1981-82 (Blaine Stoughton 52)
FEWEST	0	1980-81, 1982-83, 1983-84, 1984-85, 1985-86, 1986-87, 1987-88, 1988-89, 1989-90, 1990-91, 1991-92, 1992-93, 1993-94, 1995-96, 1996-97, 1997-98, 1998-99, 1999-00, 2000-01, 2001-02, 2002-03, 2003-04, 2005-06, 2006-07, 2007-08, 2008-09, 2009-10, 2010-11, 2011-12

40-OR-MORE-ASSIST-MEN IN A SEASON

MOST	4	1979-80 (Mike Rogers 61, Mark Howe 56, Dave Keon 52, Blaine Stoughton 44) 1985-86 (Dave Babych 55, Ron Francis 53, Ray Ferraro 47, John Anderson 45) 1988-89 (Ron Francis 48, Kevin Dineen 44, Dave Babych 41, Scott Young 40) 1989-90 (Ron Francis 69, Pat Verbeek 45, Kevin Dineen 41, Scott Young 40) 1992-93 (Andrew Cassels 65, Zarley Zalapski 51, Pat Verbeek 43, Geoff Sanderson 43)
FEWEST	0	1997-98, 1998-99, 2002-03, 2003-04

50-OR-MORE-ASSIST-MEN IN A SEASON

MOST	3	1979-80 (Mike Rogers 61, Mark Howe 56, Dave Keon 52)
FEWEST	0	1981-82, 1988-89, 1993-94, 1995-96, 1996-97, 1997-98, 1998-99, 2002-03, 2003-04, 2007-08, 2009-10, 2010-11, 2011-12

60-OR-MORE-ASSIST-MEN IN A SEASON

MOST	1	1979-80 (Mike Rogers 61), 1980-81 (Mike Rogers 65), 1983-84 (Ron Francis 60), 1986-87 (Ron Francis 63), 1989-90 (Ron Francis 69), 1990-91 (John Cullen 71: 63/Pitt., 8/HFD), 1992-93 (Andrew Cassels 65)
FEWEST	0	1981-82, 1982-83, 1984-85, 1985-86, 1987-88, 1988-89, 1991-92, 1993-94, 1995-96, 1996-97, 1997-98, 1998-99, 1999-00, 2000-01, 2001-02, 2002-03, 2003-04, 2006-07, 2007-08, 2009-10, 2010-11, 2011-12

100-PENALTY-MINUTE-MEN IN A SEASON

MOST	11	1990-91
FEWEST	0	1999-00, 2008-09, 2010-11, 2011-12

150-PENALTY-MINUTE-MEN IN A SEASON

MOST	5	1989-90, 1992-93
FEWEST	0	1979-80, 1999-00, 2001-02, 2002-03, 2006-07, 2007-08, 2008-09, 2009-10, 2010-11, 2011-12

200-PENALTY-MINUTE-MEN IN A SEASON

MOST	3	1992-93 (Nick Kypreos 325, Mark Janssens 237, Jim McKenzie 202)
FEWEST	0	1979-80, 1980-81, 1983-84, 1988-89, 1998-99, 1999-00, 2000-01, 2001-02, 2002-03, 2006-07, 2007-08, 2008-09, 2009-10, 2010-11, 2011-12

SINGLE GAME RECORDS

MOST GOALS SCORED

AT HOME	11	Feb. 12, 1984 — In an 11-0 win vs. Edmonton Oct. 19, 1985 — In an 11-6 win vs. Montreal Jan. 17, 1986 — In an 11-6 win vs. Quebec March 15, 1986 — In an 11-4 win vs. Chicago
ON ROAD	9	Nov. 27, 1985 — In a 9-0 win at Los Angeles March 30, 1989 — In a 9-5 win at Pittsburgh Oct. 8, 1989 — In a 9-6 win at Quebec March 7, 2009 — In a 9-3 win at Tampa Bay

MOST GOALS SCORED BY BOTH TEAMS

AT HOME	17	Oct. 19, 1985 — In an 11-6 win vs. Montreal Jan. 17, 1986 — In an 11-6 win vs. Quebec Feb. 22, 1982 — In an 8-7 loss at Minnesota
ON ROAD	15	Feb. 1, 1983 — In a 12-3 loss at Quebec Dec. 22, 1984 — In a 10-5 loss at Montreal Oct. 8, 1989 — In a 9-6 win at Quebec Jan. 18, 1993 — In an 8-7 loss vs. Winnipeg at Saskatoon

MOST SHOTS TAKEN

AT HOME	65	March 15, 1984 — In a 5-3 win vs. Toronto
ON ROAD	49	April 5, 1995 — In a 8-4 win at Pittsburgh Feb. 8, 2000 — In a 4-3 win at NY Islanders Dec. 16, 2001 — In a 7-0 win at Pittsburgh March 17, 2004 — In a 3-2 win at Chicago

MOST SHOTS ALLOWED

AT HOME	59	Nov. 2, 1982 — In a 7-6 loss vs. Minnesota
ON ROAD	60	Oct. 25, 2008 — In a 4-3 win at NY Islanders

MOST GOALS ALLOWED

AT HOME	10	Feb. 10, 1985 — In a 10-4 loss vs. Quebec March 5, 1992 — In a 10-4 loss vs. Quebec
ON ROAD	12	Feb. 1, 1983 — In a 12-3 loss at Quebec

LARGEST WINNING MARGIN

AT HOME	11 goals	Feb. 12, 1984 — In an 11-0 win vs. Edmonton
ON ROAD	9 goals	Nov. 27, 1985 — In a 9-0 win at Los Angeles

LARGEST LOSING MARGIN

AT HOME	9 goals	Nov. 12, 2005 — In a 9-0 loss vs. Atlanta
ON ROAD	9 goals	Dec. 6, 1982 — In an 11-2 loss at Montreal Feb. 1, 1983 — In a 12-3 loss at Quebec

NHL GAME RECORDS

MOST SHOTS ON GOAL BY BOTH TEAMS IN ONE GAME

AT HOME	91	Feb. 14, 1982 — Hartford had 40 shots, Islanders 51 in a 9-1 loss vs. NY Islanders March 7, 1982 — Hartford had 51 shots, Kings 40 in a 7-6 win vs. Los Angeles
ON ROAD	95	March 21, 1982 — Hartford had 44 shots, Flyers 51 in a 5-3 loss at Philadelphia

FEWEST SHOTS TAKEN

AT HOME	14	Jan. 28, 1995 — In a 2-1 loss vs. Florida Jan. 20, 2004 — In a 3-1 loss vs. Ottawa
ON ROAD	10	Jan. 30, 1999 — In a 3-1 win at Montreal

FEWEST SHOTS ALLOWED

AT HOME	10	March 26, 2000 — In a 4-1 win vs. NY Islanders March 22, 2007 — In a 4-3 win vs. Washington
ON ROAD	11	Dec. 16, 2001 — In a 7-0 win at Pittsburgh

FEWEST SHOTS ON GOAL BY BOTH TEAMS

AT HOME	33	Nov. 20, 1993 — Hartford took 20 shots, Sharks 13 in a 3-2 loss vs. San Jose
ON ROAD	35	March 8, 2001 — Carolina had 20 shots, Lightning 15 in a 1-0 loss at Tampa Bay

MOST PENALTY MINUTES

AT HOME	89	March 31, 1982 — In a 5-1 loss vs. Montreal (7 minors, 5 majors, 4 misconducts, 1 game misconduct)
ON ROAD	125	Oct. 12, 1992 — In a 6-2 loss at NY Rangers (15 minors, 5 majors, 4 misconducts, 2 game misconducts)

MOST PENALTY MINUTES BY AN OPPONENT

AT HOME	108	March 31, 1982 — In a 5-1 loss vs. Montreal (9 minors, 6 majors, 4 misconducts, 2 game misconducts)
ON ROAD	106	Jan. 11, 1982 — In a 6-2 loss at Quebec (6 minors, 5 majors, 7 misconducts)

MOST PENALTY MINUTES BY BOTH TEAMS

AT HOME	197	March 31, 1982 — In a 6-1 loss vs. Montreal. Hartford had 89 minutes, Canadiens 108
ON ROAD	222	Jan. 11, 1982 — In a 6-2 loss at Quebec. Hartford had 115 minutes, Nordiques 107

FEWEST PENALTY MINUTES

AT HOME	0	Nov. 10, 1999 — In a 2-0 loss vs. NY Islanders April 4, 2008 — In a 4-3 loss vs. Florida
ON ROAD	0	Jan. 26, 1980 — In a 3-2 loss at NY Islanders Nov. 24, 2008 — In a 3-2 loss at Florida Feb. 10, 2012 — In a 4-3 overtime loss at Colorado

FEWEST PENALTY MINUTES BY AN OPPONENT

AT HOME	0	April 23, 2013 — NY Islanders in a 4-3 shootout loss
ON ROAD	0	Jan. 26, 1980 — NY Islanders in a 3-2 win Dec. 30, 1981 — Winnipeg in a 6-1 loss Jan. 8, 2009 — Florida in a 4-2 win

FEWEST PENALTY MINUTES BY BOTH TEAMS

AT HOME	4	Nov. 30, 1979 — Hartford and Pittsburgh each received a minor penalty in a 7-5 win April 6, 1980 — Hartford and Detroit each received a minor penalty in a 5-3 win Dec. 10, 1998 — Carolina and Boston each received a minor penalty in a 3-2 loss Nov. 10, 1999 — NY Islanders received two minor penalties while Carolina did not commit a penalty in a 2-0 loss April 23, 2013 — NY Islanders did not commit a penalty while Carolina received two minor penalties in a 4-3 shootout win
ON ROAD	0	Jan. 26, 1980 — Neither Hartford nor NY Islanders received a penalty in a 3-2 loss

MOST GOALS SCORED

FIRST PERIOD

AT HOME	7	Oct. 19, 1985 — In an 11-6 win vs. Montreal
ON ROAD	5	March 4, 2006 — In an 7-5 win at Pittsburgh April 6, 2010 — In an 8-5 win at Tampa Bay

SECOND PERIOD

AT HOME	7	April 4, 1980 — In a 9-2 win vs. Quebec
ON ROAD	6	March 7, 2009 — In a 9-3 win at Tampa Bay

THIRD PERIOD

AT HOME	6	Dec. 27, 1981 — In a 7-3 win vs. Toronto Jan. 11, 2007 — In a 6-4 win vs. Florida
ON ROAD	5	Oct. 25, 1983 — In an 8-5 win at Los Angeles Oct. 26, 1988 — In a 7-1 win at Buffalo

MOST GOALS ALLOWED

FIRST PERIOD

AT HOME	5	Dec. 26, 1981 — In a 9-6 loss vs. Boston March 15, 1988 — In an 8-6 loss vs. Calgary Oct. 9, 1993 — In a 5-2 loss vs. Philadelphia Nov. 12, 2005 — In a 9-0 loss vs. Atlanta
ON ROAD	6	Feb. 1, 1983 — In a 12-3 loss at Quebec

SECOND PERIOD

AT HOME	6	Jan. 29, 1991 — In an 8-1 loss vs. NY Islanders Dec. 26, 1998 — In a 6-3 loss vs. NY Rangers
ON ROAD	6	Jan. 30, 1996 — In an 8-2 loss at San Jose

THIRD PERIOD

AT HOME	6	Nov. 12, 1985 — In an 8-1 loss vs. Los Angeles
ON ROAD	7	Dec. 6, 1982 — In an 11-2 loss at Montreal

MOST GOALS SCORED BY BOTH TEAMS

FIRST PERIOD

AT HOME	9	Feb. 25, 1984 — Hartford 5 goals, Flyers 4 in a 9-7 win vs. Philadelphia Oct. 19, 1985 — Hartford scored 7 goals, Canadiens 2 in an 11-6 win vs. Montreal
ON ROAD	8	Jan. 2, 1983 — Hartford scored 3 goals, Sabres 5 in an 8-4 loss at Buffalo Dec. 9, 1989 — Hartford scored 6 goals, Devils 2 in a 7-3 win at New Jersey Nov. 1, 1991 — Hartford and Red Wings each scored 4 goals in an 8-5 loss at Detroit

SECOND PERIOD

AT HOME	8	Nov. 30, 1979 — Hartford scored 5 goals, Penguins 3 in a 7-5 win vs. Pittsburgh April 4, 1980 — Hartford scored 7 goals, Nordiques 1 in a 9-2 win vs. Quebec Dec. 26, 1980 — Hartford scored 4 goals, Penguins 4 in a 9-7 win vs. Pittsburgh Nov. 18, 1981 — Hartford scored 5 goals, Maple Leafs 3 in an 8-5 win vs. Toronto March 7, 1982 — Hartford scored 5 goals, Kings 3 in a 7-6 win vs. Los Angeles March 28, 1987 — Hartford scored 4 goals, Penguins 4 in a 5-4 win vs. Pittsburgh Oct. 22, 1988 — Hartford scored 4 goals, Flyers 4 in an 8-6 win vs. Philadelphia
ON ROAD	8	Jan. 18, 1993 — Hartford scored 5 goals, Jets 3 in an 8-7 loss vs. Winnipeg at Saskatoon

THIRD PERIOD

AT HOME	8	March 15, 1986 — Hartford scored 5 goals, Blackhawks 3 in an 11-4 win vs. Chicago
ON ROAD	7	Feb. 23, 1980 — Hartford scored 3 goals, Flames 4 in a 6-5 loss at Atlanta Feb. 22, 1982 — Hartford scored 3 goals, North Stars 4 in an 8-7 loss at Minnesota Dec. 6, 1982 — Hartford scored 0 goals, Canadiens 7 in an 11-2 loss at Montreal Oct. 25, 1983 — Hartford scored 5 goals, Kings 2 in an 8-5 win at Los Angeles Oct. 23, 1984 — Hartford scored 1 goal, Flames 6 in a 9-4 loss at Atlanta Dec. 1, 1984 — Hartford scored 2 goals, Nordiques 5 in an 8-4 loss at Quebec Dec. 22, 1984 — Hartford scored 3 goals, Canadiens 4 in a 10-5 loss at Montreal Dec. 4, 1985 — Hartford scored 3 goals, Flames 4 in an 8-5 loss at Calgary Feb. 27, 1992 — Hartford scored 4 goals, Penguins 3 in an 8-4 win at Pittsburgh

SINGLE PERIOD RESULTS

MOST SHOTS TAKEN

FIRST PERIOD

AT HOME	26	Feb. 26, 1989 — 8-6 win vs. Pittsburgh
ON ROAD	23	Dec. 28, 1995 — 9-4 loss at Pittsburgh Feb. 23, 1996 — 5-4 loss at Pittsburgh April 6, 2010 — 8-5 win at Tampa Bay

SECOND PERIOD

AT HOME	32	March 15, 1984 — 5-3 win vs. Toronto
ON ROAD	24	Dec. 13, 1991 — 8-4 win at Buffalo Oct. 22, 2005 — 4-0 win at Washington

THIRD PERIOD

AT HOME	24	Dec. 8, 1983 — 8-6 loss vs. Toronto April 7, 2009 — 9-0 loss vs. NY Islanders
ON ROAD	24	April 2, 2002 — 4-3 loss at Ottawa

OVERTIME

AT HOME	9	April 7, 2007 — 5-4 win vs. Florida
ON ROAD	10	March 5, 2004 — 3-2 win at Atlanta

MOST SHOTS ALLOWED

FIRST PERIOD

AT HOME	22	Feb. 15, 1983 — 5-2 loss vs. Los Angeles
ON ROAD	23	Nov. 7, 1982 — 6-2 loss at Washington Oct. 8, 1992 — 3-2 OT loss at Boston

SECOND PERIOD

AT HOME	24	Nov. 2, 1982 — 7-6 loss vs. Minnesota
ON ROAD	24	Feb. 27, 1982 — 7-1 loss at Washington April 13, 1992 — 6-3 loss at Boston Nov. 13, 1992 — 8-2 loss at Buffalo

THIRD PERIOD

AT HOME	28	Jan. 30, 1982 — 3-2 win vs. Boston
ON ROAD	24	Feb. 19, 1981 — 6-2 loss at Pittsburgh Feb. 15, 2000 — 5-1 loss at Ottawa

OVERTIME

AT HOME	7	Jan. 25, 2002 — 1-1 tie vs. Florida Feb. 21, 2003 — 2-2 tie vs. Florida Dec. 26, 2009 — 3-4 shootout loss vs. Philadelphia
ON ROAD	8	Dec. 12, 1997 — 3-2 loss at Buffalo

MOST SHOTS ON GOAL TAKEN BY BOTH TEAMS

FIRST PERIOD

AT HOME	41	Feb. 15, 1983 — Hartford had 19 shots, Kings 22 in a 5-2 loss vs. Los Angeles Feb. 25, 1984 — Hartford had 24 shots, Flyers 17 in a 9-7 win vs. Philadelphia
ON ROAD	36	Feb. 23, 1996 — Hartford had 23 shots, Penguins 13 in a 5-4 loss at Pittsburgh

SECOND PERIOD

AT HOME	39	March 15, 1984 — Hartford had 32 shots, Maple Leafs 7 in a 5-3 win vs. Toronto
ON ROAD	39	Dec. 10, 2001 — Carolina had 21 shots, Rangers 18 in a 4-3 OT win at NY Rangers

THIRD PERIOD

AT HOME	34	Oct. 11, 1986 — Hartford had 17 shots, Flames 17 in a 6-5 win vs. Calgary
ON ROAD	34	Nov. 5, 1980 — Hartford had 21 shots, Blues 13 in a 6-1 loss at St. Louis Oct. 28, 1983 — Hartford had 16 shots, Canucks 18 in a 5-4 OT loss at Vancouver Nov. 27, 1991 — Hartford had 16 shots, Flyers 18 in a 7-3 win at Philadelphia Feb. 6, 1992 — Hartford had 15 shots, Kings 19 in a 5-5 tie at Los Angeles

OVERTIME

AT HOME	13	April 7, 2007 — Carolina had 9 shots, Panthers 4 in a 5-4 win vs. Florida
ON ROAD	12	Jan. 7, 2003 — Carolina had 8 shots, Thrashers 4 in a 3-3 tie at Atlanta March 5, 2004 — Carolina had 10 shots, Thrashers 2 in a 3-2 OT win at Atlanta

FEWEST SHOTS TAKEN

FIRST PERIOD

AT HOME	1	March 19, 1991 — 1-1 tie vs. Boston; Nov. 26, 2008 — 1-3 loss vs. Philadelphia
ON ROAD	1	March 26, 1980 — 7-0 loss at Winnipeg; Nov. 15, 1990 — 4-2 win at New Jersey Nov. 22, 2006 — 4-2 loss at NY Islanders

SECOND PERIOD

AT HOME	2	Nov. 19, 1988 — 5-2 loss vs. Calgary; Nov. 30, 1988 — 6-3 loss vs. Montreal March 4, 1989 — 6-1 loss vs. Montreal; Jan. 28, 1992 — 4-3 loss vs. Minnesota April 25, 2013 — 4-3 overtime loss vs. NY Rangers
ON ROAD	0	March 8, 1984 — 3-2 loss at Montreal

THIRD PERIOD

AT HOME	1	Dec. 18, 2002 — 1-1 tie vs. Tampa Bay; Nov. 16, 2008 — 3-2 OT win vs. Tampa Bay
ON ROAD	0	Jan. 30, 1999 — 3-1 win at Montreal; Oct. 29, 2002 — 2-1 win at New Jersey March 6, 2006 — 2-1 loss at NY Rangers

FEWEST SHOTS ALLOWED

FIRST PERIOD

AT HOME	1	March 28, 2002 — 4-1 win vs. Philadelphia; March 22, 2007 — 4-3 win vs. Washington Feb. 20, 2009 — 4-1 win vs. Tampa Bay
ON ROAD	1	March 28, 1989 — 4-2 loss at Buffalo; March 21, 1999 — 3-2 OT loss at Dallas March 8, 2001 — 1-0 loss at Tampa Bay; Dec. 28, 2006 — 4-1 loss at Buffalo

SECOND PERIOD

AT HOME	2	Feb. 6, 1991 — 5-1 win vs. Edmonton; Nov. 20, 1993 — 3-2 loss vs. San Jose March 21, 2002 — 3-2 win vs. Florida; Nov. 27, 2005 — 5-2 loss vs. Atlanta April 7, 2009 — 9-0 win vs. NY Islanders Dec. 26, 2011 — 4-2 win vs. New Jersey
ON ROAD	2	Feb. 3, 1990 — 5-1 win at Quebec; Jan. 6, 1998 — 4-2 loss at NY Rangers Nov. 24, 2000 — 3-1 win at Boston; Feb. 7, 2001 — 2-1 OT win at Phoenix Dec. 15, 2002 — 2-1 loss at Minnesota; Jan. 15, 2004 — 5-4 loss at Tampa Bay

THIRD PERIOD

AT HOME	0	Dec. 11, 1985 — 3-1 loss vs. Montreal; March 29, 2003 — 3-1 loss vs. Buffalo
ON ROAD	0	Feb. 8, 2001 — 4-2 loss at Los Angeles; Feb. 3, 2004 — 3-1 loss at Colorado

FEWEST SHOTS ON GOAL TAKEN BY BOTH TEAMS

FIRST PERIOD

AT HOME	7	Nov. 24, 1979 — Hartford had 5 shots, Nordiques 2 in a 4-4 tie vs. Quebec Dec. 6, 1986 — Hartford had 2 shots, Red Wings 5 in a 4-1 loss vs. Detroit Oct. 23, 1993 — Hartford had 4 shots, Sabres 3 in a 3-3 tie vs. Buffalo Oct. 20, 1998 — Carolina had 4 shots, Canucks 3 in a 3-1 win vs. Vancouver Dec. 4, 1998 — Carolina had 3 shots, Penguins 4 in a 3-3 tie vs. Pittsburgh
ON ROAD	6	March 28, 1989 — Hartford had 5 shots, Sabres 1 in a 4-2 loss at Buffalo

SECOND PERIOD

AT HOME	8	March 25, 1989 — Hartford had 5 shots, Blues 3 in a 4-0 win vs. St. Louis Oct. 28, 2009 — Carolina had 5 shots, Blues 3 in a 5-2 loss vs. St. Louis Jan. 28, 2010 — Carolina had 5 shots, Islanders 3 in a 4-1 loss vs. NY Islanders
ON ROAD	8	March 13, 1990 — Hartford had 4 shots, Canucks 4 in a 1-0 win at Vancouver Feb. 26, 1999 — Carolina had 4 shots, Canucks 4 in a 1-0 loss at Vancouver Nov. 19, 1999 — Carolina had 3 shots, Capitals 5 in a 3-3 tie at Washington

THIRD PERIOD

AT HOME	7	Feb. 18, 1986 — Hartford had 5 shots, Canucks 2 in a 5-4 win vs. Vancouver Jan. 3, 1998 — Carolina had 2 shots, Stars 5 in a 6-1 loss vs. Dallas
ON ROAD	5	Oct. 6, 1982 — Hartford had 4 shots, Canadiens 1 in a 2-1 loss at Montreal

SINGLE PERIOD RESULTS

RAPID SCORING RECORDS

FASTEST GOALS

Two	6 seconds
Three	1 minute, 3 seconds
Four	2 minutes, 28 seconds
Five	7 minutes, 32 seconds

March 28, 1987 — Sylvain Turgeon scored twice (13:59 and 14:05) in the second period of a 5-4 win vs. Pittsburgh.
 Jan. 4, 1987 — Stewart Gavin (14:08), Paul Lawless (14:15) and Dave Babych (15:11) scored first period goals in an 8-3 win vs. Toronto.
 Feb. 26, 1989 — Jody Hull (18:52) and Brian Lawton (19:20) scored at end of the first period, and Ron Francis (0:27) and Jody Hull (1:20) scored at the beginning of the second period in an 8-6 win vs. Pittsburgh.
 Oct. 25, 1983 — Sylvain Turgeon (2:24), Bob Crawford (2:52), Ron Francis (4:59) and Blaine Stoughton (9:06 and 9:56) scored third period goals in an 8-5 win at Los Angeles.

FASTEST GOALS BY OPPOSITION

Two	8 seconds
Three	45 seconds
Four	1 minutes, 33 seconds
Five	3 minutes, 23 seconds

Dec. 23, 1980 — Bill Derlago (1:44) and John Anderson (1:52) scored the first two goals of the game for the Maple Leafs in a 7-2 win at Toronto.
 March 25, 1981 — Wayne Gretzky (19:04), Mark Messier (19:18) and Glenn Anderson (19:49) scored third period goals for the Oilers in a 7-2 loss vs. Edmonton. (All three goals were scored after Hartford goalie Mike Veisor had been removed for an extra attacker.)
 Nov. 21, 1992 — Andrei Kovalenko (4:01), Gino Cavallini (4:48), Bill Lindsay (5:18) and Claude Lapointe (5:34) scored second period goals for the Nordiques in an 8-2 loss at Quebec.
 Dec. 6, 1982 — Mark Napier (11:44), Pierre Mondou (12:07), Ryan Walter (13:33), Guy Lafleur (14:08) and Keith Acton (15:07) scored third period goals for the Canadiens in an 11-2 loss at Montreal.

FASTEST GOALS BY BOTH TEAMS

Two	4 seconds
Three	32 seconds
Four	1 minute, 15 seconds
Five	2 minutes, 34 seconds

Jan. 19, 1980 — Chicago's Bob Murray (19:50) and Hartford's Jody Douglas (19:54) scored third period goals in a 5-3 win at Chicago.
 March 28, 1987 — Pittsburgh's Mario Lemieux (13:33) and Hartford's Sylvain Turgeon (13:59 and 14:05) scored second period goals in a 5-4 win vs. Pittsburgh.
 April 10, 1994 — Tampa Bay's John Tucker (3:11), Denis Savard (3:30 and 3:58) and Hartford's Robert Kron (4:26) scored first period goals in a 6-4 win vs. Tampa Bay.
 April 10, 1994 — Tampa Bay's John Tucker (3:11), Denis Savard (3:30 and 3:58) and Hartford's Robert Kron (4:26) and Jocelyn Lemieux (5:45) scored first period goals in a 6-4 win vs. Tampa Bay.

FASTEST GOAL AT THE START OF A PERIOD

FIRST PERIOD

HARTFORD/CAROLINA OPPONENTS	9 seconds	Shane Willis, Nov. 12, 2000 in a 4-0 win vs. Ottawa
	7 seconds	Dave (Tiger) Williams, Feb. 14, 1987 in a 5-2 loss at Los Angeles

SECOND PERIOD

HARTFORD/CAROLINA OPPONENTS	10 seconds	Randy Cunneynworth, Feb. 18, 1990 in a 6-4 win at Buffalo
	6 seconds	Barry Pederson, Nov. 12, 1986 in a 4-3 win at Vancouver

THIRD PERIOD

HARTFORD/CAROLINA OPPONENTS	8 seconds	Ron Francis, Feb. 12, 1984 in an 11-0 win vs. Edmonton
	*4 seconds	Denis Savard, Jan. 12, 1986 in a 4-3 loss vs. Chicago (*This tied an NHL record for the fastest goal at the start of a period.)

OVERTIME

HARTFORD/CAROLINA OPPONENTS	16 seconds	Jeff O'Neill, Jan. 28, 2000 in a 4-3 win vs. New Jersey
	9 seconds	Kelly Miller, Jan. 16, 1999 in a 3-2 loss vs. Washington

TEAM HAT TRICKS

SCORER	DATE	OPP.	GOALTENDER(S)	SCORER	DATE	OPP.	GOALTENDER(S)
1. Blaine Stoughton	11/21/79	Buffalo	Don Edwards	57. Pat Verbeek (2)	2/28/93	NY Islanders	Mark Fitzpatrick
2. Jordy Douglas	1/17/80	Pittsburgh	Greg Millen	58. Michael Nylander	4/7/93	at Ottawa	Dan Berthiaume
3. Mike Rogers	1/30/80	Boston	Gerry Cheevers	59. Pat Verbeek (3)	10/14/93	at Chicago	E. Belfour (2)/J. Hackett (1)
4. Jordy Douglas (2)*	2/3/80	NY Islanders	Glenn Resch	60. Pat Verbeek (4)	12/7/93	at Washington	R. Tabaracci (2)/D. Beaupre (1)
5. Mark Howe	10/9/80	at St. Louis	Mike Liut	61. Geoff Sanderson (3)	2/15/95	at Montreal	Patrick Roy
6. Mike Rogers (2)	11/26/80	Winnipeg	P. Hamel (1)/L. Middlebrook (2)	62. Steve Rice	3/29/95	at Florida	J. Vanbiesbrouck (2)/M. Fitzpatrick (1)
7. Mike Rogers (3)	12/3/80	at Vancouver	Richard Brodeur	63. Igor Chibirev	4/5/95	at Pittsburgh	Wendell Young
8. Mike Rogers (4)	1/28/81	Colorado	Al Smith (2)/ENG (1)	64. Geoff Sanderson (4)	12/28/95	at Pittsburgh	Ken Wregget
9. Warren Miller	2/8/81	at Philadelphia	Phil Myre	65. Brendan Shanahan	2/23/96	at Pittsburgh	Ken Wregget
10. Dave Debol	3/10/81	at Detroit	Gilles Gilbert	66. Geoff Sanderson (5)	3/2/96	Florida	John Vanbiesbrouck
11. Rick Meagher	10/17/81	Detroit	C. Micallef (2)/G. Gilbert (1)	67. Jeff O'Neill	1/31/97	Anaheim	Guy Hebert
12. Blaine Stoughton (2)	12/27/81	Toronto	Michel Larocque	68. Kent Manderville	3/12/97	Boston	Jim Carey (2)/ENG (1)
13. Blaine Stoughton (3)	1/3/82	Pittsburgh	Paul Harrison	69. Sami Kapanen	11/12/97	at Edmonton	Curtis Joseph
14. Doug Sullivan	1/25/82	at Chicago	Warren Skorodenski	70. Sami Kapanen (2)	3/15/98	Edmonton	Curtis Joseph
15. Blaine Stoughton (4)	3/7/82	Los Angeles	Doug Keans	71. Gary Roberts	4/9/98	Toronto	Glenn Healy
16. Pierre Larouche	10/16/82	Vancouver	Richard Brodeur	72. Bates Battaglia	3/8/00	Chicago	Jocelyn Thibault (2)/ENG (1)
17. Blaine Stoughton (5)	12/11/82	Philadelphia	Pelle Lindbergh	73. Rod Brind'Amour	1/7/01	NY Islanders	Wade Flaherty
18. Mark Johnson	2/12/83	at NY Islanders	Billy Smith (2)/ENG (1)	74. Shane Willis	2/21/01	Atlanta	Damian Rhodes
19. Blaine Stoughton (6)	2/13/83	Toronto	Mike Palmateer	75. Sandis Ozolinsh (2)	3/4/01	at Chicago	Jocelyn Thibault
20. Ron Francis	3/6/83	Quebec	Dan Bouchard	76. Sami Kapanen (3)	11/27/01	at Toronto	Curtis Joseph
21. Mark Johnson (2)	12/3/83	St. Louis	Rick Heinz	77. Erik Cole	12/21/01	Atlanta	Milan Hnilecka
22. Ron Francis (2)*	2/12/84	Edmonton	G. Fuhr (2)/A. Moog (1)	78. Erik Cole (2)	11/23/02	at Montreal	Jose Theodore
23. Greg Malone	2/12/84	Edmonton	G. Fuhr (2)/A. Moog (1)	79. Jan Hlavac	11/29/02	Detroit	Curtis Joseph
24. Torrie Robertson	3/4/84	Boston	Doug Keans	80. Josef Vasicek	10/28/03	San Jose	Vesa Toskala
25. Tony Currie	3/25/84	Quebec	Clint Malarchuk	81. Radim Vrbata	11/29/03	Pittsburgh	Sebastian Caron
26. Ron Francis (3)	1/8/85	at Toronto	Rick St. Croix	82. Jeff O'Neill (2)	1/16/04	Atlanta	Byron Dafee
27. Mark Johnson (3)	1/26/85	at Boston	Pete Peeters	83. Eric Staal	10/28/05	Philadelphia	Antero Niittymaki
28. Sylvain Turgeon	3/3/85	Vancouver	Frank Caprice	84. Kevyn Adams	11/17/05	NY Rangers	Henrik Lundqvist
29. Ray Ferraro	3/23/85	Boston	Doug Keans	85. Kevyn Adams (2)	12/6/05	at Anaheim	J.S. Giguere
30. Ray Ferraro (2)	3/29/85	Edmonton	G. Fuhr (1)/A. Moog (2)	86. Eric Staal (2)	1/15/06	St. Louis	Curtis Sanford
31. Ron Francis (4)	10/19/85	Montreal	Patrick Roy	87. Erik Cole (3)	1/31/06	at Montreal	Jose Theodore
32. Ron Francis (5)	11/23/85	Winnipeg	D. Bouchard (2)/B. Hayward (1)	88. Justin Williams	10/16/06	at Tampa Bay	Marc Denis (2)/Johan Holmqvist (1)
33. Paul Lawless	12/13/85	at Buffalo	Tom Barrasso	89. Erik Cole (4)	11/9/06	Washington	Brent Johnson
34. Sylvain Turgeon (2)	12/18/85	Calgary	Rejean Lemelin	90. Eric Staal (3)	11/18/06	Dallas	Marty Turco (2)/ENG (1)
35. Dean Evason	1/7/86	at Calgary	Rejean Lemelin	91. Ray Whitney	2/8/07	at Boston	Tim Thomas
36. Kevin Dineen	1/7/86	at Calgary	Rejean Lemelin	92. Rod Brind'Amour (2)	10/27/07	at NY Islanders	Rick DiPietro (2)/Wade Dubielewicz (1)
37. John Anderson	3/18/86	at Detroit	Greg Stefan (2)/ENG (1)	93. Cory Stillman	11/5/07	Washington	Olaf Kolzig
38. Kevin Dineen (2)	12/21/86	at NY Rangers	John Vanbiesbrouck	94. Eric Staal (4)	1/18/08	Edmonton	Mathieu Garon (2)/Dwayne Roloson (1)
39. Ray Ferraro (3)	2/18/87	at New Jersey	Alan Chevrier	95. Joe Corvo	3/16/08	Ottawa	Martin Gerber
40. Sylvain Turgeon (3)	3/28/87	Pittsburgh	Pat Riffin	96. Chad LaRose	4/2/08	Tampa Bay	Mike Smith
41. Ron Francis (6)	11/18/87	Buffalo	D. Puppia (2)/J. Cloutier (1)	97. Eric Staal (5)	11/21/08	Phoenix	Ilja Bryzgalov
42. Ray Ferraro (4)	11/26/88	at Quebec	Mario Gosselin	98. Eric Staal (6)	12/26/08	at Atlanta	Johan Hedberg
43. Ron Francis (7)	1/27/89	at New Jersey	Craig Billington	99. Matt Cullen	2/22/09	Colorado	Andrew Raycroft (2)/ENG (1)
44. John Anderson (2)	2/11/89	Winnipeg	Daniel Berthiaume	100. Ray Whitney (2)	3/6/09	Calgary	Curtis McElhinney
45. Jody Hull	2/26/89	Pittsburgh	T. Barrasso (1)/W. Young (2)	101. Eric Staal (7)*	3/7/09	at Tampa Bay	Mike McKenna (2)/Kari Ramo (2)
46. Kevin Dineen (3)	3/8/89	Edmonton	Bill Ranford (2)/ENG (1)	102. Eric Staal (8)	4/7/09	NY Islanders	Yann Danis (1)/Joey MacDonald (2)
47. Ron Francis (8)	10/8/89	at Quebec	R. Tugnutt (1)/S. Fiset (1)/ENG (1)	103. Erik Cole (5)	12/5/09	Vancouver	Andrew Raycroft (2)/ENG (1)
48. Kevin Dineen (4)	11/4/89	Los Angeles	Kelly Hrudey	104. Tuomo Ruutu	12/16/09	Dallas	Marty Turco (2)/ENG (1)
49. Ray Ferraro (5)	12/9/89	New Jersey	S. Burke (2)/C. Terreri (1)	105. Eric Staal (9)	1/21/10	at Atlanta	Ondrej Pavelec (2)/ENG (1)
50. Kevin Dineen (5)	3/6/90	at NY Islanders	Mark Fitzpatrick	106. Eric Staal (10)	4/8/10	Montreal	Jaroslav Halak (2)/ENG (1)
51. Ron Francis (9)	2/13/91	Detroit	Tim Cheveldae	107. Eric Staal (11)	11/17/10	Ottawa	Brian Elliott (2)/Pascal Leclaire (1)
52. Murray Craven	12/7/91	Buffalo	Clint Malarchuk	108. Eric Staal (12)	12/18/10	Anaheim	Jonas Hiller
53. John Cullen	2/4/92	at San Jose	Jeff Hackett	109. Eric Staal (13)	1/24/13	Buffalo	Jonas Enroth (2)/ENG (1)
54. Geoff Sanderson	11/28/92	Boston	Rejean Lemelin	110. Jiri Tlustý	4/2/13	Washington	Braden Holtby
55. Pat Verbeek	2/20/93	Edmonton	Bill Ranford				
56. Geoff Sanderson (2)	2/21/93	Pittsburgh	Tom Barrasso				

*Indicates a 4-goal game • ENG = Empty Net Goal

HAT TRICKS

OPPONENTS' HAT TRICKS

SCORER	TEAM	DATE	GOALTENDER
1. Bill Harris	at NY Islanders	10/20/79	John Garrett
2. Wilf Paiement	at Colorado	12/15/79	John Garrett
3. Steve Shutt*	Montreal	1/24/80	John Garrett
4. Peter McNab	Boston	2/27/80	John Garrett (2)/Al Smith (1)
5. Dave Christian	at Winnipeg	3/26/80	Al Smith
6. Dennis Maruk	Washington	11/15/80	John Garrett
7. Anders Hedberg	at NY Rangers	11/16/80	Ken Holland
8. Ron Sedlbauer	at Chicago	11/23/80	Mike Veisor
9. Darryl Sittler*	at Toronto	1/24/81	John Garrett
10. Reggie Leach	at Philadelphia	2/8/81	John Garrett
11. Kent Nilsson	at Calgary	2/27/81	John Garrett
12. Glenn Anderson	Edmonton	3/25/81	Mike Veisor (2)/ENG (1)
13. Mario Tremblay	Montreal	10/15/81	Greg Millen
14. Doug Risebrough	at Montreal	11/29/81	Greg Millen
15. Don Marcotte	Boston	12/26/81	Greg Millen
16. Doug Shedden	at Pittsburgh	1/2/82	John Garrett
17. Wayne Gretzky	at Edmonton	2/19/82	Greg Millen
18. Chris Valentine*	at Washington	2/27/82	Greg Millen
19. Pierre Mondou	at Montreal	3/30/82	Greg Millen
20. Barry Pederson	at Boston	4/4/82	Greg Millen
21. Steve Tambellini	at New Jersey	12/3/82	Greg Millen
22. Ryan Walter	Montreal	12/8/82	Mike Veisor
23. Darcy Rota	Vancouver	1/6/83	Greg Millen
24. Darryl Sittler (2)	Philadelphia	1/8/83	Greg Millen
25. Ivan Boldirev	at Detroit	2/20/83	Greg Millen
26. Matt Pavelich**	at NY Rangers	2/23/83	Greg Millen
27. Dale Hawerchuk	at Winnipeg	2/25/83	Mike Veisor
28. Michel Goulet	at Quebec	3/5/83	Greg Millen (2)/Mike Veisor (1)
29. Peter Stastny	Quebec	3/6/83	Greg Millen
30. Wayne Gretzky (2)	Edmonton	3/8/83	Mike Veisor
31. Barry Pederson (2)	at Boston	3/26/83	Mike Veisor
32. Bernie Nicholls	at Los Angeles	10/25/83	Mike Veisor
33. Mike Bossy	at NY Islanders	11/15/83	Greg Millen
34. Darcy Rota (2)	Vancouver	11/30/83	Greg Millen
35. Rick Vaive	Toronto	12/8/83	Ed Staniowski (2)/Greg Millen (1)
36. Marcel Dionne	Los Angeles	12/30/83	Greg Millen (2)/Ed Staniowski (1)
37. Wayne Gretzky (3)	at Edmonton	1/7/84	Greg Millen (2)/ENG (1)
38. Tony Tanti	at Vancouver	1/15/84	Greg Millen
39. Glenn Anderson* (2)	at Edmonton	3/21/84	Greg Millen (3)/ENG (1)
40. Steve Tambellini (2)	at Calgary	10/23/84	Greg Millen
41. Tony McKegney	Quebec	10/31/84	Greg Millen
42. Marian Stastny	at Quebec	12/1/84	Greg Millen
43. Mats Naslund*	at Montreal	12/3/84	Steve Weeks
44. Kent Nilsson (2)	Calgary	2/6/85	Steve Weeks
45. Doug Gilmour	St. Louis	2/23/86	Mike Liut
46. Mark Hunter	St. Louis	2/23/86	Mike Liut
47. Michel Goulet (2)	Quebec	3/8/86	Mike Liut
48. Charlie Simmer	at Boston	12/18/86	Steve Weeks
49. Michel Goulet (3)	at Quebec	12/27/87	Mike Liut
50. Sergio Momesso	Montreal	2/3/88	Mike Liut
51. Hakan Loob	Calgary	3/15/88	Mike Liut (2)/Richard Brodeur (1)
52. Jiri Hrdina*	at Calgary	11/7/88	Mike Liut
53. Mike Foligno	Buffalo	1/31/89	Peter Sidorkiewicz
54. Brent Ashton	at Winnipeg	2/19/89	Peter Sidorkiewicz
55. Mark Messier*	at Edmonton	2/21/89	Mike Liut
56. Dino Ciccarelli*	Washington	3/18/89	Mike Liut
57. Mario Lemieux*	at Pittsburgh	3/30/89	Kay Whitmore
58. Joe Sakic	at Quebec	10/8/89	Kay Whitmore
59. Denis Savard	at Chicago	12/30/89	Peter Sidorkiewicz
60. Gary Leeman	Toronto	3/8/90	Peter Sidorkiewicz
61. Stephane Richer	Montreal	3/24/90	Peter Sidorkiewicz

SCORER	TEAM	DATE	GOALTENDER
62. Pierre Turgeon	at Buffalo	10/28/90	Peter Sidorkiewicz
63. David Volek	at NY Islanders	12/20/90	Peter Sidorkiewicz
64. David Gagner	Minnesota	12/23/90	Daryl Reaugh
65. Brett Hull	at St. Louis	11/9/91	Kay Whitmore
66. Luc Robitaille*	at Los Angeles	2/6/92	Kay Whitmore
67. Paul Broten	at NY Rangers	3/1/92	Kay Whitmore
68. Mats Sundin**	Quebec	3/5/92	Peter Sidorkiewicz(3)/Kay Whitmore (2)
69. Al MacInnis	at Calgary	3/16/92	Kay Whitmore
70. Kevin Stevens*	Pittsburgh	10/17/92	Sean Burke (2)/Frank Pietrangelo (2)
71. Benoit Hogue	at NY Islanders	10/24/92	Sean Burke
72. Dave Andreychuk*	at Buffalo	11/13/92	Sean Burke (3)/Frank Pietrangelo (1)
73. Vincent Damphousse	Montreal	11/25/92	Sean Burke
74. Kevin Miller	at St. Louis	12/1/92	Frank Pietrangelo (2)/Sean Burke (1)
75. Rob Gaudreau	at San Jose	12/3/92	Sean Burke
76. Dimitri Khristich	at Washington	3/19/93	Mario Gosselin (2)/ENG (1)
77. Rick Tocchet	at Pittsburgh	4/1/93	Frank Pietrangelo (2)/Mario Gosselin (1)
78. Joel Otto	Calgary	11/3/93	Frank Pietrangelo
79. Igor Larionov	at San Jose	1/15/94	Sean Burke
80. Luc Robitaille* (2)	at Pittsburgh	2/16/95	Jeff Reese
81. Brian Noonan	NY Rangers	3/1/95	Jeff Reese (2)/ENG (1)
82. Peter Bondra	at Washington	4/21/95	Sean Burke
83. Daniel Alfredsson	Ottawa	11/2/95	Sean Burke
84. Kevin Miller (2)	at San Jose	1/30/96	Sean Burke
85. Vincent Damphousse	at Montreal	1/6/97	86. Jason Muzzatti (2)
87. Derek King	NY Islanders	1/24/97	Sean Burke
88. Randy McKay	at New Jersey	3/13/97	Jason Muzzatti
89. Steve Heinze	at Boston	12/6/97	Trevor Kidd
90. Darryl Sydor	Dallas	1/3/98	Pat Jablonski
91. Vladimir Malakhov	Montreal	2/1/98	Kirk McLean (2)
92. Pat Verbeek	at Dallas	3/20/98	Trevor Kidd (2)/Kirk McLean (1)
93. Wendel Clark	Tampa Bay	12/30/98	Arturs Irbe
94. Peter Bondra (2)	at Washington	2/5/99	Trevor Kidd
95. Sergei Berezin	at Toronto	2/10/99	Arturs Irbe
96. Brian Savage	at Montreal	10/21/00	Arturs Irbe
97. Bill Guerin	Boston	1/2/02	Tom Barrasso (2)/ENG (1)
98. Martin St. Louis	at Tampa Bay	1/30/03	Kevin Weekes
99. Bryan Smolinski	at Los Angeles	2/7/03	Kevin Weekes (2)/Arturs Irbe (1)
100. Robert Lang	at Washington	11/12/03	Kevin Weekes (1)/Jamie Storr (2)
101. Martin St. Louis (2)	at Tampa Bay	1/15/04	Kevin Weekes (1)/Jamie Storr (2)
102. Ladislav Nagy	at Phoenix	12/3/05	Cam Ward (2)/Martin Gerber (1)
103. Mark Recchi	at Pittsburgh	3/4/06	Cam Ward
104. Brad Boyes	at Boston	3/18/06	Cam Ward
105. Alexander Semin	at Washington	10/7/06	Cam Ward
106. Martin St. Louis (3)	at Tampa Bay	10/26/06	Cam Ward
107. Vincent Lecavalier	at Tampa Bay	11/14/07	John Grahame
108. Daniel Briere	Philadelphia	11/21/07	Cam Ward
109. Joffrey Lupul	at Philadelphia	12/15/07	John Grahame
110. Scott Hartnell	at Philadelphia	12/11/08	Michael Leighton
111. Brian Little	at Atlanta	12/26/08	Cam Ward
112. Jason Blake	Toronto	1/15/09	Cam Ward
113. Ryan Malone	at Tampa Bay	10/10/09	Cam Ward (2)/ENG (1)
114. Alexei Kovalev	at Ottawa	12/12/09	Manny Legace (2)/ENG (1)
115. Curtis Glencross	at Calgary	2/3/10	Cam Ward (2)/ENG (1)
116. Jeff Carter	Philadelphia	11/11/10	Cam Ward
117. Zdeno Chara	at Boston	1/17/11	Cam Ward (1)/Justin Peters (2)
118. Steven Stamkos	at Tampa Bay	12/31/11	Cam Ward
119. R.J. Umberger	at Columbus	3/23/12	Cam Ward
120. Wayne Simmonds	Philadelphia	4/20/13	Justin Peters
121. James Neal	at Pittsburgh	4/27/13	Justin Peters

*Indicates a 4-goal game • **Indicates a 5-goal game • ENG = Empty Net Goal

NHL TEAM SHUTOUTS

GOALTENDER	DATE	OPPONENT	SAVES	SCORE	GOALTENDER	DATE	OPPONENT	SAVES	SCORE
1. Al Smith	11/17/79	Edmonton	23	3-0	61. Trevor Kidd (5)	1/31/99	at Boston	36	0-0
2. Al Smith (2)	2/29/80	St. Louis	14	3-0	62. Arturs Irbe (6)	4/14/99	Washington	19	3-0
3. Mike Veisor	10/22/80	Colorado	26	3-0	63. Arturs Irbe (7)	10/7/99	at Philadelphia	30	2-0
4. Mike Veisor (2)	12/17/82	at Winnipeg	33	2-0	64. Eric Fichaud	10/30/99	at NY Islanders	24	4-0
5. Greg Millen	3/10/83	at New Jersey	23	3-0	65. Arturs Irbe (8)	11/20/99	Dallas	24	1-0
6. Greg Millen (2)	10/19/83	Washington	22	3-0	66. Arturs Irbe (9)	1/9/00	NY Rangers	30	1-0
7. Greg Millen (3)	2/12/84	Edmonton	28	11-0	67. Arturs Irbe (10)	3/21/00	at New Jersey	22	5-0
8. Greg Millen (4)	11/10/84	at Quebec	27	1-0	68. Arturs Irbe (11)	4/2/00	Philadelphia	31	1-0
9. Steve Weeks	2/14/85	at New Jersey	19	4-0	69. Arturs Irbe (12)	11/12/00	Ottawa	29	4-0
10. Steve Weeks (2)	3/16/85	at St. Louis	28	5-0	70. Arturs Irbe (13)	11/16/00	Ottawa	27	1-0
11. Mike Liut	4/4/85	Washington	40	2-0	71. Arturs Irbe (14)	11/30/00	Philadelphia	25	2-0
12. Mike Liut (2)	11/27/85	at Los Angeles	30	9-0	72. Arturs Irbe (15)	1/14/01	Anaheim	27	4-0
13. Steve Weeks (3)	1/20/86	at NY Rangers	19	5-0	73. Arturs Irbe (16)	3/15/01	Washington	25	3-0
14. Mike Liut (3)	3/26/86	Montreal	30	3-0	74. Arturs Irbe (17)	3/21/01	Buffalo	26	1-0
15. Mike Liut (4)	11/21/86	St. Louis	22	4-0	75. Arturs Irbe (18)	10/7/01	Dallas	32	3-0
16. Mike Liut (5)	11/26/86	Buffalo	24	3-0	76. Tom Barrasso	11/4/01	Phoenix	28	1-0
17. Mike Liut (6)	12/23/86	Boston	23	2-0	77. Tom Barrasso (2)	12/16/01	at Pittsburgh	11	7-0
18. Steve Weeks (4)	1/24/87	at Toronto	18	3-0	78. Arturs Irbe (19)	1/15/02	Minnesota	22	2-0
19. Mike Liut (7)	3/13/87	at Winnipeg	36	3-0	79. Arturs Irbe (20)	3/30/02	at Boston	30	2-0
20. Mike Liut (8)	11/11/87	Montreal	24	0-0	80. Kevin Weekes	11/7/02	Buffalo	26	2-0
21. Mike Liut (9)	1/23/88	Minnesota	33	5-0	81. Kevin Weekes (2)	12/22/02	Dallas	28	1-0
22. Mike Liut (10)	10/29/88	New Jersey	29	3-0	82. Kevin Weekes (3)	3/6/03	at Pittsburgh	21	4-0
23. Peter Sidorkiewicz	12/6/88	Buffalo	31	9-0	83. Kevin Weekes (4)	3/7/03	Minnesota	22	1-0
24. Peter Sidorkiewicz (2)	1/23/89	at Quebec	27	5-0	84. Kevin Weekes (5)	3/15/03	Los Angeles	23	0-0
25. Peter Sidorkiewicz (3)	3/3/89	Toronto	21	3-0	85. Kevin Weekes (6)	10/23/03	at Boston	18	2-0
26. Peter Sidorkiewicz (4)	3/25/89	St. Louis	29	4-0	86. Kevin Weekes (7)	10/28/03	San Jose	28	3-0
27. Mike Liut (11)	10/25/89	Quebec	22	2-0	87. Kevin Weekes (8)	11/23/03	Tampa Bay	21	0-0
28. Mike Liut (12)	10/28/89	at Boston	25	1-0	88. Kevin Weekes (9)	11/26/03	NY Islanders	28	2-0
29. Mike Liut (13)	11/14/89	at Detroit	26	3-0	89. Kevin Weekes (10)	1/6/04	St. Louis	19	2-0
30. Peter Sidorkiewicz (5)	3/13/90	at Vancouver	18	1-0	90. Kevin Weekes (11)	1/27/04	at Toronto	32	2-0
31. Daryl Reaugh	12/22/90	Philadelphia	26	1-0	91. Ward/Gerber	10/22/05	at Washington	1/17	4-0
32. Peter Sidorkiewicz (6)	2/2/91	at Philadelphia	20	2-0	92. Martin Gerber	11/5/05	Florida	27	2-0
33. Kay Whitmore (1)	10/23/91	San Jose	33	3-0	93. Martin Gerber (2)	11/11/05	at Florida	26	1-0
34. Peter Sidorkiewicz (7)	2/22/92	Quebec	30	4-0	94. Martin Gerber (3)	1/7/06	at NY Islanders	30	3-0
35. Peter Sidorkiewicz (8)	3/3/92	Boston	21	4-0	95. Cam Ward	11/9/06	Washington	20	5-0
36. Kay Whitmore (2)	3/11/92	Los Angeles	21	4-0	96. Cam Ward (2)	3/9/07	at Washington	25	3-0
37. Kay Whitmore (3)	3/13/92	at Winnipeg	40	1-0	97. Cam Ward (3)	11/5/07	Washington	35	5-0
38. Jeff Reese	11/27/93	Florida	31	4-0	98. Cam Ward (4)	12/3/07	at NY Rangers	28	4-0
39. Sean Burke	1/5/94	Winnipeg	20	4-0	99. Cam Ward (5)	1/8/08	at Boston	19	1-0
40. Sean Burke (2)	1/8/94	NY Islanders	28	6-0	100. Cam Ward (6)	3/12/08	at Chicago	25	3-0
41. Sean Burke (3)	10/7/95	NY Rangers	37	2-0	101. Cam Ward (7)	10/30/08	at St. Louis	19	1-0
42. Jeff Reese (2)	11/24/95	at Toronto	30	4-0	102. Cam Ward (8)	1/19/09	at Toronto	35	2-0
43. Sean Burke (4)	1/3/96	Washington	33	2-0	103. Cam Ward (9)	1/31/09	Atlanta	19	2-0
44. Sean Burke (5)	1/16/96	Vancouver	25	3-0	104. Cam Ward (10)	2/15/09	at Buffalo	36	3-0
45. Jason Muzzatti	4/4/96	at New Jersey	40	1-0	105. Cam Ward (11)	3/9/09	NY Rangers	28	3-0
46. Sean Burke (6)	4/13/96	Boston	34	2-0	106. Cam Ward (12)	4/7/09	NY Islanders	12	9-0
47. Sean Burke (7)	10/5/96	Phoenix	30	1-0	107. Manny Legace	3/7/10	at Atlanta	27	4-0
48. Sean Burke (8)	2/22/97	Washington	28	2-0	108. Cam Ward (13)	11/26/10	at Boston	37	3-0
49. Sean Burke (9)	3/5/97	Calgary	30	2-0	109. Cam Ward (14)	12/29/10	at Ottawa	37	4-0
50. Sean Burke (10)	3/7/97	Montreal	26	2-0	110. Cam Ward (15)	3/15/11	at Buffalo	40	1-0
51. Sean Burke (11)	11/28/97	Tampa Bay	27	2-0	111. Cam Ward (16)	4/6/11	Detroit	42	3-0
52. Trevor Kidd	4/1/98	at New Jersey	37	4-0	112. Cam Ward (17)	10/28/11	Chicago	30	3-0
53. Trevor Kidd (2)	4/4/98	at Montreal	24	1-0	113. Cam Ward (18)	1/20/12	Washington	23	3-0
54. Trevor Kidd (3)	4/6/98	at Boston	27	3-0	114. Cam Ward (19)	2/2/12	at Boston	47	3-0
55. Arturs Irbe	10/28/98	Chicago	21	2-0	115. Justin Peters	2/20/12	Washington	17	5-0
56. Arturs Irbe (2)	10/31/98	at Boston	34	2-0	116. Cam Ward (20)	3/15/12	St. Louis	40	2-0
57. Trevor Kidd (4)	11/25/98	San Jose	36	3-0	117. Cam Ward (21)	3/27/12	at Toronto	30	3-0
58. Arturs Irbe (3)	12/12/98	Detroit	35	3-0	118. Dan Ellis	2/1/13	Ottawa	33	1-0
59. Arturs Irbe (4)	12/15/98	Edmonton	29	3-0	119. Justin Peters (2)	3/12/13	at Washington	26	4-0
60. Arturs Irbe (5)	12/23/98	at NY Rangers	29	1-0					

SHUTOUTS

OPPONENTS SHUTOUTS

GOALTENDER	DATE	OPPONENT	SAVES	SCORE	GOALTENDER	DATE	OPPONENT	SAVES	SCORE
1. Ed Mio	12/9/79	at Edmonton	30	3-0	72. Ron Hextall/ John Vanbiesbrouck	1/9/99	at Philadelphia	20	2-0
2. Mike Liut	12/29/79	at St. Louis	36	3-0	73. Byron Dafoe	1/31/99	at Boston	24	0-0
3. Markus Mattsson	3/26/80	at Winnipeg	27	7-0	74. Garth Snow (2)	2/26/99	at Vancouver	23	1-0
4. Glenn Resch	11/20/80	at NY Islanders	24	5-0	75. Jose Theodore	4/7/99	at Montreal	27	2-0
5. Glen Hanlon	3/1/81	at Vancouver	28	3-0	76. Curtis Joseph	11/3/99	Toronto	24	6-0
6. Dave Parro	11/14/81	Washington	44	4-0	77. Felix Potvin	11/10/99	NY Islanders	25	2-0
7. Denis Herron	2/28/82	Montreal	28	5-0	78. Jose Theodore (2)	1/30/00	at Montreal	23	3-0
8. Denis Herron (2)	3/13/82	at Montreal	24	5-0	79. Jose Theodore (3)	2/17/00	Montreal	26	3-0
9. Pete Peeters	11/27/82	at Boston	16	8-0	80. Curtis Joseph (2)	11/8/00	at Toronto	27	5-0
10. Frank Caprice	1/15/84	at Vancouver	30	5-0	81. Patrick Lalime (2)	12/3/00	Ottawa	28	2-0
11. Doug Keans	1/21/84	Boston	32	2-0	82. Robert Esche	2/16/01	Phoenix	33	2-0
12. Dan Bouchard	1/28/84	at Quebec	23	3-0	83. Roman Cechmanek	2/19/01	at Philadelphia	21	4-0
13. Mike Liut (2)	3/13/84	at St. Louis	20	2-0	84. Kevin Weekes	3/8/01	at Tampa Bay	20	1-0
14. Glen Hanlon (2)	4/1/84	at NY Rangers	26	2-0	85. Olaf Kolzig (2)	3/28/01	at Washington	18	7-0
15. Marc Behrend	11/7/84	Winnipeg	29	3-0	86. Chris Osgood	10/17/01	NY Islanders	20	4-0
16. Warren Skorodenski	11/17/84	Chicago	32	7-0	87. Nikolai Khabibulin	11/17/01	at Tampa Bay	26	2-0
17. Kelly Hrudey	12/21/84	at NY Islanders	25	1-0	88. Nikolai Khabibulin (2)	11/25/01	Tampa Bay	41	4-0
18. Roberto Romano	12/28/84	at Pittsburgh	34	4-0	89. Mike Richter (3)	11/29/01	at NY Rangers	22	5-0
19. Tom Barrasso	1/19/85	Buffalo	14	2-0	90. Evgeni Nabokov	2/10/02	at San Jose	24	4-0
20. Doug Keans (2)	3/7/85	at Boston	21	4-0	91. Roberto Luongo	12/6/02	Florida	40	2-0
21. Pelle Lindbergh	10/24/85	at Philadelphia	24	3-0	92. Chris Osgood (2)	12/28/02	at NY Islanders	25	3-0
22. Tom Barrasso (2)	11/19/85	Buffalo	23	2-0	93. Mike Dunham	12/31/02	NY Rangers	30	2-0
23. Bob Froese	11/21/85	at Philadelphia	24	3-0	94. Sebastien Caron	1/15/03	Pittsburgh	26	2-0
24. Eldon Reddick/ Daniel Berthiaume	1/9/87	at Winnipeg	29	3-0	95. Martin Gerber	2/23/03	Anaheim	28	4-0
25. Tom Barrasso (3)	4/5/87	at Buffalo	14	6-0	96. Olaf Kolzig (3)	3/2/03	at Washington	21	2-0
26. Brian Hayward	11/11/87	Montreal	23	0-0	97. Cristobal Huet	3/15/03	Los Angeles	30	0-0
27. Rick Wamsley	12/17/87	St. Louis	22	2-0	98. Mathieu Garon	3/30/03	Montreal	33	4-0
28. Kelly Hrudey (2)	2/20/88	at NY Islanders	29	3-0	99. Mika Noronen	11/21/03	at Buffalo	35	5-0
29. Patrick Roy	3/12/88	at Montreal	17	5-0	100. Nikolai Khabibulin (3)	11/23/03	Tampa Bay	37	0-0
30. Pete Peeters (2)	2/3/89	at Washington	31	1-0	101. Miikka Kiprusoff	12/11/03	at Calgary	23	1-0
31. Patrick Roy (2)	2/4/90	at Montreal	19	2-0	102. Brian Boucher	1/4/04	Phoenix	26	3-0
32. Daren Puppa (1)	3/10/90	Buffalo	31	5-0	103. Jose Theodore(4)	2/28/04	at Montreal	18	1-0
33. Jon Casey	10/24/90	at Minnesota	33	3-0	104. Marc Denis	3/2/04	Columbus	25	3-0
34. Clint Malarchuk	10/28/90	at Buffalo	29	5-0	105. Pasi Nurminen	3/15/04	at Atlanta	31	1-0
35. Andy Moog	1/21/91	at Boston	23	3-0	106. Dunham/Berkhoel	11/12/05	Atlanta	5/14	9-0
36. Ed Belfour	11/10/91	at Chicago	18	3-0	107. Martin Brodeur (5)	2/3/06	at New Jersey	28	3-0
37. Jeff Reese	12/4/91	Toronto	26	3-0	108. Martin Biron	4/18/06	Buffalo	33	4-0
38. Tim Cheveldae	2/23/92	Detroit	24	4-0	109. Martin Brodeur (6)	10/6/06	New Jersey	29	4-0
39. Stephane Fiset	3/9/92	at Quebec	30	2-0	110. Cristobal Huet (2)	11/2/06	Montreal	31	4-0
40. Tim Cheveldae (2)	11/14/92	Detroit	19	2-0	111. Henrik Lundqvist	11/21/06	at NY Rangers	34	4-0
41. Ed Belfour (2)	3/28/93	at Chicago	16	3-0	112. Miikka Kiprusoff (2)	12/5/06	at Calgary	23	3-0
42. Dominik Hasek	12/11/93	Buffalo	25	3-0	113. Marc-Andre Fleury	1/2/07	at Pittsburgh	31	3-0
43. Patrick Roy (3)	1/26/94	Montreal	30	3-0	114. Curtis Joseph (3)	1/4/07	Phoenix	29	2-0
44. Chris Osgood	2/24/94	at Detroit	17	3-0	115. Johan Holmqvist	2/1/07	Tampa Bay	31	4-0
45. Chris Terreri	3/10/94	(in Cleveland)	22	4-0	116. Ray Emery	2/28/07	at Ottawa	27	2-0
46. Mike Richter	3/16/94	at New Jersey	27	4-0	117. Olaf Kolzig (4)	10/6/07	at Washington	23	2-0
47. Jim Carey	3/20/95	at NY Rangers	30	6-0	118. Johan Hedberg	11/16/07	Atlanta	31	3-0
48. Daren Puppa (2)	3/31/95	Washington	25	2-0	119. Emery/Gerber	12/12/07	Ottawa	1/31	6-0
49. J.C. Bergeron	4/9/95	at Tampa Bay	23	3-0	120. Manny Legace	1/5/08	at St. Louis	27	1-0
50. Blaine Lacher	4/26/95	Tampa Bay	22	1-0	121. Chris Mason	2/5/08	at Nashville	31	1-0
51. John Vanbiesbrouck	10/21/95	at Boston	24	3-0	122. Tomas Vokoun	2/12/09	Florida	42	5-0
52. Craig Billington	10/28/95	at Florida	27	3-0	123. Ray Emery (2)	10/2/09	Philadelphia	28	2-0
53. Don Beaupre	11/2/95	at Boston	27	3-0	124. Martin Brodeur (7)	10/17/09	at New Jersey	26	2-0
54. Martin Brodeur	11/14/95	Ottawa	41	5-0	125. Tomas Vokoun (2)	11/4/09	at Florida	32	3-0
55. Ken Wreggett	11/14/95	at New Jersey	16	1-0	126. Marty Turco	11/23/09	at Dallas	22	2-0
56. Ken Wreggett	12/9/95	at Pittsburgh	35	6-0	127. Ilya Bryzgalov	3/13/10	Phoenix	29	4-0
57. Jim Carey (2)	12/30/95	at Washington	26	3-0	128. Johan Hedberg (2)	3/27/10	Atlanta	34	4-0
58. Bill Ranford	2/14/96	Boston	20	3-0	129. Martin Brodeur (8)	4/3/10	New Jersey	26	4-0
59. Ron Hextall	3/25/96	at Philadelphia	21	3-0	130. Michal Neuvirth	10/27/10	Washington	29	3-0
60. John Vanbiesbrouck (2)	10/12/96	at Florida	21	6-0	131. Brent Johnson	10/30/10	Pittsburgh	33	3-0
61. Garth Snow	12/14/96	Philadelphia	21	4-0	132. Tim Thomas	1/17/11	at Boston	31	7-0
62. Patrick Lalime	1/15/97	Pittsburgh	31	3-0	133. James Reimer	2/3/11	at Toronto	27	3-0
63. Martin Brodeur (2)	2/13/97	at New Jersey	20	4-0	134. Carey Price	11/16/11	at Montreal	25	4-0
64. Martin Brodeur (3)	3/13/97	at New Jersey	35	6-0	135. Jhonas Enroth	11/18/11	Buffalo	34	1-0
65. Arturs Irbe	3/21/97	at Dallas	16	2-0	136. Jose Theodore (5)	3/11/12	at Florida	34	2-0
66. Patrick Roy (4)	3/25/97	Colorado	46	4-0	137. Martin Brodeur (9)	3/31/12	New Jersey	22	5-0
67. John Vanbiesbrouck (3)	1/27/98	at Colorado	31	3-0	138. Peter Budaj	2/18/13	at Montreal	19	3-0
68. Tommy Salo	1/30/98	at NY Islanders	32	2-0	139. Braden Holtby	2/26/13	at Washington	33	3-0
69. Martin Brodeur (4)	3/12/98	New Jersey	21	2-0	140. Ben Bishop	4/4/13	Tampa Bay	45	5-0
70. Olaf Kolzig	3/18/98	at Washington	36	1-0					
71. Mike Richter (2)	10/30/98	at NY Rangers	30	1-0					
72. Mike Vernon	11/12/98	at San Jose	20	3-0					

TEAM PENALTY SHOTS

SHOOTER	DATE	RESULT	OPPONENT	GOALTENDER
1. Mike Rogers	2/22/81	Missed	NY Rangers	Doug Soetaert
2. Blaine Stoughton	3/5/83	Missed	at Quebec	Clint Malarchuk
3. Blaine Stoughton (2)	3/29/83	SCORED	Buffalo	Bob Sauve
4. Bob Crawford	2/1/84	SCORED	at Detroit	Ken Holland
5. Tony Currie	3/17/84	Missed	Pittsburgh	Denis Herron
6. Ron Francis	1/17/86	SCORED	Quebec	Richard Sevigny
7. Dave Tippett	10/31/87	SCORED	Philadelphia	Ron Hextall
8. Dave Tippett (2)	1/9/88	Missed	Pittsburgh	Gilles Meloche
9. Dean Evason	1/13/88	Missed	at Chicago	Darren Pang
10. Kevin Dineen	10/19/89	Missed	at NY Rangers	Mike Richter
11. John Cullen	1/16/92	Missed	at Boston	Andy Moog
12. Murray Craven	3/24/92	SCORED	at Washington	Don Beaupre
13. Andrew Cassels	4/6/94	SCORED	NY Islanders	Ron Hextall
14. Sami Kapanen	3/12/97	SCORED	Boston	Jim Carey
15. Sami Kapanen (2)	1/7/99	Missed	at Pittsburgh	Tom Barrasso
16. Erik Cole	11/29/03	Missed	Pittsburgh	Sebastien Caron
17. Erik Cole (2)	4/2/04	Missed	NY Islanders	Rick DiPietro
18. Erik Cole (3)	11/9/05	SCORED	Buffalo	Martin Biron
19. Erik Cole (4)	11/9/05	Missed	Buffalo	Martin Biron
20. Erik Cole (5)	11/11/05	Missed	at Florida	Roberto Luongo
21. Justin Williams	11/20/05	SCORED	Tampa Bay	John Grahame
22. Frantisek Kaberle	1/13/06	SCORED	Nashville	Tomas Vokoun
23. Erik Cole (6)	1/21/06	SCORED	at Washington	Olaf Kolzig
24. Erik Cole (7)	2/9/06	Missed	at Tampa Bay	John Grahame
25. Eric Staal	12/8/06	Missed	at Van' couver	Roberto Luongo
26. Erik Cole (8)	1/6/07	Missed	NY Islanders	Rick DiPietro
27. Eric Belanger	1/30/07	Missed	Toronto	Andrew Raycroft
28. Justin Williams (2)	3/28/07	Missed	at Philadelphia	Martin Biron
29. Eric Staal (2)	10/26/07	SCORED	Montreal	Cristobal Huet
30. Chad LaRose	11/30/07	Missed	Washington	Olaf Kolzig
31. Chad LaRose (2)	12/28/07	SCORED	Boston	Tim Thomas
32. Eric Staal (3)	1/18/08	SCORED	Edmonton	Mathieu Garon
33. Matt Cullen	2/5/09	SCORED	at San Jose	Evgeni Nabokov
34. Eric Staal (4)	3/3/09	SCORED	at Washington	Michal Neuvirth
35. Ray Whitney	10/23/09	Missed	at Colorado	Craig Anderson
36. Eric Staal (5)	1/16/10	Missed	Atlanta	Ondrej Pavelec
37. Brandon Sutter	3/10/10	Missed	at Washington	Jose Theodore
38. Tom Kostopoulos	11/9/10	Missed	Edmonton	Devan Dubnyk
39. Chad LaRose (3)	3/29/11	Missed	at Washington	Semyon Varlamov
40. Eric Staal (6)	10/28/11	Missed	Chicago	Corey Crawford
41. Patrick Dwyer	11/14/11	SCORED	Philadelphia	Sergei Bobrovsky
42. Jiri Tlustý	12/6/11	SCORED	at Calgary	Miikka Kiprusoff
43. Jeff Skinner	12/7/11	Missed	at Edmonton	Devan Dubnyk
44. Eric Staal (7)	3/7/13	Missed	Montreal	Carey Price

OPPONENT PENALTY SHOTS

SHOOTER	DATE	RESULT	OPPONENT	GOALTENDER
1. Claude Larose	1/7/80	SAVED	at NY Rangers	Al Smith
2. Steve Kasper	1/27/86	SAVED	at Boston	Mike Liut
3. Mike Gartner	1/17/87	Scored	Washington	Mike Liut
4. Mats Naslund	1/19/87	Scored	at Montreal	Mike Liut
5. Jimmy Carson	11/3/89	SAVED	at Detroit	Mike Liut
6. Bob Sweeney	12/12/90	Scored	Boston	Peter Sidorkiewicz
7. Randy Burridge	3/31/91	SAVED	at Boston	Kay Whitmore
8. Luc Robitaille	2/6/92	Scored	at Los Angeles	Kay Whitmore
9. Michal Pivonka	1/21/95	SAVED	Washington	Sean Burke
10. Wayne Presley	3/8/96	SAVED	Toronto	Sean Burke
11. Brian Bradley	4/3/96	SAVED	at Tampa Bay	Sean Burke
12. Brendan Shanahan	11/5/97	SAVED	Detroit	Trevor Kidd
13. Kevyn Adams	2/14/00	SAVED	at Toronto	Arturs Irbe
14. Ray Ferraro	2/21/01	Scored	Atlanta	Arturs Irbe
15. Joe Sacco	3/30/01	Scored	Washington	Arturs Irbe
16. Anson Carter	11/11/01	SAVED	Edmonton	Tom Barrasso
17. Pavel Bure	1/25/02	SAVED	Florida	Arturs Irbe
18. Jan Hlavac	11/6/03	Scored	NY Rangers	Kevin Weekes
19. Chris Phillips	12/28/05	SAVED	at Ottawa	Cam Ward
20. Michael Ryder	12/31/05	SAVED	Montreal	Martin Gerber
21. Martin Straka	3/14/06	SAVED	NY Rangers	Martin Gerber
22. Marc Savard	4/1/06	Scored	at Atlanta	Cam Ward
23. Jim Slater	4/8/06	SAVED	at Atlanta	Martin Gerber
24. John Pohl	12/15/06	SAVED	Toronto	Cam Ward
25. Ales Kotalik	12/28/06	Scored	at Buffalo	John Grahame
26. Tomas Plekanec	2/17/07	Scored	at Montreal	Cam Ward
27. Bryan Allen	4/7/07	SAVED	Florida	John Grahame
28. Richard Park	10/27/07	SAVED	at NY Islanders	John Grahame
29. Vincent Lecavalier	11/8/07	SAVED	Tampa Bay	Cam Ward
30. Mike Richards	11/21/07	SAVED	Philadelphia	Cam Ward
31. Drew Stafford	12/1/07	SAVED	at Buffalo	John Grahame
32. Nathan Horton	2/16/08	Scored	Florida	John Grahame
33. Doug Weight	10/25/08	SAVED	at NY Islanders	Cam Ward
34. Alex Tanguay	10/28/08	Scored	at Montreal	Cam Ward
35. Alex Ovechkin	12/7/08	SAVED	Washington	Michael Leighton
36. Guillaume Latendresse	12/16/08	Scored	Montreal	Cam Ward
37. Evgeni Malkin	4/4/09	SAVED	Pittsburgh	Cam Ward
38. Derek Roy	4/9/09	Scored	Buffalo	Michael Leighton
39. Mike Richards	1/23/10	SAVED	at Philadelphia	Cam Ward
40. Sean Bergenheim	12/20/10	SAVED	at Tampa Bay	Justin Peters
41. Jack Skille	11/29/11	SAVED	Florida	Cam Ward

INDIVIDUAL RECORDS IN A SEASON SERIES

MOST GOALS

Eric Staal8	vs. Tampa Bay, 2008-09
Sylvain Turgeon7	vs. Montreal, 1985-86
Kevin Dineen7	vs. Buffalo, 1988-89
Pat Verbeek7	vs. Quebec, 1989-90
Geoff Sanderson7	vs. Boston, 1992-93
Pat Verbeek7	vs. Buffalo, 1992-93
Geoff Sanderson7	vs. Buffalo, 1996-97
Erik Cole7	vs. Washington, 2006-07
Eric Staal7	vs. Atlanta, 2007-08

MOST ASSISTS

Ron Francis13	vs. Boston, 1986-87
Dave Babych10	vs. Buffalo, 1987-88
Ron Francis9	vs. Boston, 1984-85
Ron Francis9	vs. Montreal, 1984-85
Dave Babych9	vs. Buffalo, 1988-89
Pat Verbeek9	vs. Montreal, 1989-90
John Cullen9	vs. Buffalo, 1991-92

MOST POINTS

Ron Francis16	vs. Boston, 1986-87
Eric Staal16	vs. Atlanta, 2007-08
Kevin Dineen15	vs. Buffalo, 1988-89
Pat Verbeek14	vs. Quebec, 1989-90
Dave Babych13	vs. Buffalo, 1987-88

MOST GAME-WINNING GOALS

Erik Cole9	2010-11
Blaine Stoughton9	1979-80
Blaine Stoughton8	1982-83
Kevin Dineen8	1985-86
Carey Wilson8	1987-88
Erik Cole8	2005-06
Justin Williams8	2006-07
Eric Staal8	2008-09
Eric Staal8	2010-11

SEASON

Kevin Dineen7	1986-87
Ron Francis7	1986-87
Ray Ferraro7	1988-89
Geoff Sanderson7	1995-96
Sami Kapanen7	1998-99
Jeff O'Neill7	1999-00
Jeff O'Neill7	2002-03
Eric Staal7	2007-08

Mike Rogers6	vs. Colorado, 1979-80
Mike Rogers6	vs. Quebec, 1979-80
Blaine Stoughton6	vs. Vancouver, 1979-80
Ron Francis6	vs. Buffalo, 1982-83
Blaine Stoughton6	vs. Montreal, 1982-83
Kevin Dineen6	vs. Boston, 1984-85
Kevin Dineen6	vs. Buffalo, 1985-86
Kevin Dineen6	vs. NY Rangers, 1986-87
Dean Evason6	vs. Montreal, 1986-87

Eric Staal9	vs. Atlanta, 2007-08
Rod Brind'Amour8	vs. Atlanta, 2006-07
Rod Brind'Amour8	vs. Florida, 2006-07
Ron Francis8	vs. Boston, 1985-86
Ron Francis8	vs. Minnesota, 1983-84
Ron Francis8	vs. Buffalo, 1986-87
Kevin Dineen8	vs. Buffalo, 1988-89

Ron Francis13	vs. Montreal, 1984-85
Pat Verbeek13	vs. Montreal, 1989-90
John Cullen13	vs. Buffalo, 1991-92
Doug Sulliman12	vs. Quebec, 1980-81
Ron Francis12	vs. Quebec, 1989-90

Sylvain Turgeon6	vs. Quebec, 1987-88
Ray Ferraro6	vs. Quebec, 1988-89
Kevin Dineen6	vs. Montreal, 1988-89
Kevin Dineen6	vs. Los Angeles, 1989-90
Sami Kapanen6	vs. Edmonton, 1997-98
Rod Brind'Amour6	vs. Washington, 2005-06
Eric Staal6	vs. Tampa Bay, 2006-07
Eric Staal6	vs. NY Islanders, 2008-09
Jussi Jokinen6	vs. Atlanta, 2009-10

Pat Verbeek8	vs. Buffalo, 1991-92
Andrew Cassels8	vs. Boston, 1992-93
Andrew Cassels8	vs. Buffalo, 1993-94
Rod Brind'Amour8	vs. Tampa Bay, 2006-07
Eric Staal8	vs. Pittsburgh, 2005-06
Cory Stillman8	vs. Washington, 2005-06

Eric Staal12	vs. Pittsburgh, 2005-06
Rod Brind'Amour12	vs. Atlanta, 2006-07
Rod Brind'Amour12	vs. Florida, 2006-07
Erik Cole12	vs. Washington, 2006-07

CAREER

Ron Francis57	Sami Kapanen28
Eric Staal39	Geoff Sanderson26
Jeff O'Neill38	Pat Verbeek22
Kevin Dineen37	Sylvain Turgeon19
Erik Cole34	Ray Whitney19
Rod Brind'Amour29	Robert Kron18
Blaine Stoughton29	Ray Ferraro17

OVERTIME RESULTS

TEAM OVERTIME RESULTS

REGULAR-SEASON OVERTIME RESULTS

YEAR	OVERALL	HOME	ROAD	YEAR	OVERALL	HOME	ROAD
1983-84	2 - 3 - 10 (.457)	1 - 0 - 5 (.583)	1 - 3 - 5 (.389)	1998-99	1 - 5 - 18 (.417)	1 - 2 - 9 (.458)	0 - 3 - 9 (.375)
1984-85	4 - 4 - 9 (.500)	2 - 3 - 5 (.450)	2 - 1 - 4 (.571)	1999-00	4 - 0 - 10 (.643)	3 - 0 - 5 (.688)	1 - 0 - 5 (.583)
1985-86	1 - 2 - 4 (.400)	0 - 1 - 2 (.333)	1 - 1 - 2 (.500)	2000-01	6 - 3 - 9 (.583)	2 - 0 - 3 (.700)	4 - 3 - 6 (.538)
1986-87	2 - 0 - 7 (.611)	0 - 0 - 5 (.500)	2 - 0 - 2 (.750)	2001-02	6 - 5 - 16 (.519)	4 - 2 - 11 (.559)	2 - 3 - 5 (.450)
1987-88	3 - 2 - 7 (.542)	3 - 0 - 5 (.688)	0 - 2 - 2 (.250)	2002-03	2 - 6 - 11 (.395)	0 - 3 - 9 (.375)	2 - 3 - 2 (.429)
1988-89	1 - 4 - 5 (.350)	0 - 3 - 2 (.200)	1 - 1 - 3 (.500)	2003-04	5 - 6 - 14 (.480)	3 - 2 - 8 (.538)	2 - 4 - 6 (.417)
1989-90	0 - 0 - 9 (.500)	0 - 0 - 5 (.500)	0 - 0 - 4 (.500)	2005-06	12 - 8 (.600)	7 - 2 (.777)	5 - 6 (.455)
1990-91	2 - 5 - 11 (.416)	0 - 1 - 6 (.428)	2 - 4 - 5 (.450)	2006-07	6 - 8 (.429)	3 - 4 (.429)	3 - 4 (.429)
1991-92	2 - 3 - 13 (.472)	0 - 1 - 10 (.455)	2 - 2 - 3 (.500)	2007-08	7 - 6 (.538)	4 - 4 (.500)	3 - 2 (.600)
1992-93	3 - 9 - 6 (.333)	2 - 4 - 5 (.409)	1 - 5 - 1 (.214)	2008-09	10 - 7 (.588)	4 - 1 (.800)	6 - 6 (.500)
1993-94	4 - 1 - 9 (.607)	3 - 1 - 6 (.600)	1 - 0 - 3 (.625)	2009-10	9 - 10 (.474)	7 - 3 (.700)	2 - 7 (.222)
1994-95	4 - 0 - 5 (.722)	3 - 0 - 3 (.750)	1 - 0 - 2 (.667)	2010-11	11 - 11 (.500)	7 - 5 (.583)	4 - 6 (.400)
1995-96	2 - 3 - 9 (.464)	1 - 1 - 4 (.500)	1 - 2 - 5 (.38)	2011-12	4 - 16 (.200)	3 - 7 (.300)	1 - 9 (.100)
1996-97	3 - 4 - 11 (.472)	2 - 1 - 2 (.600)	1 - 3 - 9 (.423)	2012-13	2 - 4 (.333)	1 - 1 (.500)	1 - 3 (.250)
1997-98	2 - 2 - 8 (.500)	0 - 1 - 7 (.438)	2 - 1 - 1 (.625)	TOTALS	120-137-201	66-53-117	54-84-84

REGULAR-SEASON OVERTIME GOALS

GOAL SCORER	DATE	TIME	RESULT	OPP. GOALIE	GOAL SCORER	DATE	TIME	RESULT	OPP. GOALIE
1. Blaine Stoughton	11/26/83	4:52	4-3 win vs. NYR	Steve Weeks	51. Erik Cole	12/21/01	1:28	5-4 win vs. ATL	Milan Hnilecka (2)
2. Tony Currie	3/24/84	0:46	3-2 win at QUE	Dan Bouchard	52. Sean Hill	3/5/02	1:36	2-1 win at CHI	Steve Passmore
3. Risto Siltanen	10/13/84	2:25	3-2 win vs. BOS	Pete Peeters	53. Aaron Ward	12/20/02	3:52	3-2 win at ATL	Byron Dafee
4. Greg Malone	12/8/84	4:27	4-3 win at NYI	Kelly Hrudey	54. Craig Adams	3/12/03	3:41	3-2 win at BUF	Martin Biron
5. Pat Boutette	12/15/84	3:23	4-3 win vs. MTL	Doug Soetaert	55. Eric Staal	11/8/03	2:44	3-2 win vs. LA	Roman Cechmanek
6. Mike Crombeen	2/21/85	3:45	4-3 win at NYR	Glen Hanlon	56. Jeff O'Neill (6)	12/18/03	2:14	2-1 win vs. PIT	Sebastien Caron
7. Kevin Dineen	10/17/85	1:49	4-3 win at NJ	Glenn Resch	57. Sean Hill (2)	12/27/03	0:39	2-1 win vs. MTL	Jose Theodore (3)
8. Kevin Dineen (2)	12/21/86	2:57	4-3 win at NYR	J. Vanbiesbrouck	58. Kevyn Adams	3/5/04	4:59	3-2 win at ATL	Pasi Nurminen
9. Ron Francis	1/19/87	4:57	5-4 win at MTL	Brian Hayward	59. Bret Hedican	3/20/04	4:00	3-2 win at OTT	Patrick Lalime (2)
10. Sylvain Turgeon	10/17/87	3:59	4-3 win vs. NJ	Alain Chevrier	60. Matt Cullen	10/26/05	3:24	4-3 win vs. BOS	Andrew Raycroft
11. Kevin Dineen	1/2/88	0:55	5-4 win vs. PIT	Gilles Meloche	61. Frantisek Kaberle	11/29/05	0:32	4-3 win at ATL	Michael Garnett
12. Ray Ferraro	1/24/88	2:21	2-1 win vs. DET	Sam St. Laurent	62. Frantisek Kaberle (2)	1/13/06	2:31	5-4 win vs. NSH	Tomas Vokoun
13. Brian Lawton	1/4/89	3:19	5-4 win at BUF	Daren Puppa	63. Ray Whitney	4/3/06	3:35	6-5 win vs. WSH	Olaf Kolzig (2)
14. Randy Cunneynworth	11/10/90	0:49	3-2 win at MIN	Jon Casey	64. Anton Babchuk	10/25/06	1:11	5-4 win at ATL	Kari Lehtonen
15. Scott Young	12/7/90	0:53	4-3 win at BUF	Clint Malarchuk	65. Erik Cole (2)	12/23/06	1:59	3-2 win at FLA	Ed Belfour
16. Adam Burt	2/29/92	4:58	5-4 win at MIN	Jon Casey (2)	66. Justin Williams	1/16/07	1:47	3-2 win at FLA	Ed Belfour (2)
17. Andrew Cassels	4/15/92	1:38	4-3 win at PHI	Dominik Roussel	67. Glen Wesley	2/22/07	0:16	3-2 win vs. PHI	Antero Niittymaki
18. Murray Craven	11/28/92	2:53	4-3 win vs. BOS	Rejean Lemelin	68. Ray Whitney (2)	4/1/07	1:30	4-3 win at FLA	Ed Belfour (3)
19. Murray Craven (2)	3/16/93	1:03	4-3 win at TB	Wendell Young	69. Rod Brind'Amour (2)	4/7/07	4:36	5-4 win vs. FLA	Craig Anderson
20. Mark Janssens	4/14/93	1:08	5-4 win vs. NYI	Mark Fitzpatrick	70. Scott Walker	12/18/07	4:27	3-2 win vs. TOR	Vesa Toskala
21. Brian Propp	11/10/93	0:20	4-3 win vs. OTT	Darrin Madeley	71. Cory Stillman	1/21/08	0:52	3-2 win at NYI	Rick Dipietro
22. Robert Kron	11/23/93	3:55	2-1 win at FLA	J. Vanbiesbrouck (2)	72. Rod Brind'Amour (3)	1/31/08	3:20	3-2 win vs. TOR	Vesa Toskala (2)
23. Geoff Sanderson	12/26/93	4:10	3-2 win vs. OTT	Craig Billington	73. Sergei Samsonov	2/26/08	1:36	2-1 win vs. NJ	Martin Brodeur
24. Andrew Cassels (2)	3/30/94	3:15	3-2 win vs. CHI	Jeff Hackett	74. Scott Walker (2)	3/8/08	2:50	4-3 win vs. BUF	Ryan Miller
25. Darren Turcotte	2/22/95	2:59	3-2 win vs. BOS	Blaine Lacher	75. Eric Staal (2)	10/11/08	4:36	4-3 win at TB	Mike Smith
26. Robert Kron (2)	3/4/95	1:11	3-2 win vs. TB	Darren Puppa (2)	76. Niclas Wallin	11/4/08	1:52	5-4 win at TOR	Vesa Toskala (3)
27. Geoff Sanderson (2)	3/26/95	2:16	4-3 win at WSH	Jim Carey	77. Sergei Samsonov (2)	11/28/08	3:53	3-2 win at PHI	Martin Biron (2)
28. Darren Turcotte (2)	4/14/95	1:04	4-3 win vs. MTL	Patrick Roy	78. Joe Corvo	12/18/08	4:16	2-1 win vs. FLA	Tomas Vokoun (2)
29. Adam Burt (2)	2/9/96	3:24	3-2 win at COL	Patrick Roy (2)	79. Tuomo Ruutu	12/21/08	1:43	3-2 win at MTL	Carey Price
30. Geoff Sanderson (3)	2/17/96	1:49	2-1 win vs. BUF	Dominik Hasek	80. Ray Whitney (3)	3/23/09	1:37	3-2 win at FLA	Tomas Vokoun (3)
31. Curtis Leschyshyn	11/9/96	4:55	4-3 win vs. BUF	Dominik Hasek (2)	81. Anton Babchuk	4/4/09	1:11	3-2 win vs. PIT	Marc-Andre Fleury
32. Robert Kron (3)	12/21/96	2:11	6-5 win vs. TB	Rick Tabaracci	82. Ray Whitney (4)	1/2/10	3:45	2-1 win at NYR	Henrik Lundqvist
33. Robert Kron (4)	1/22/97	4:46	2-1 win vs. FLA	Mark Fitzpatrick (2)	83. Sergei Samsonov (3)	2/11/10	1:47	4-3 win vs. BUF	Ryan Miller (2)
34. Bates Battaglia	1/10/98	1:59	2-1 win at NYI	Wade Flaherty	84. Brian Pothier	3/11/10	0:23	4-3 win vs. PIT	Brent Johnson
35. Jeff O'Neill	3/6/98	2:34	5-4 win at PHX	Nikolai Khabibulin	85. Ray Whitney (5)	3/18/10	4:02	4-3 win vs. WSH	Semyon Varlamov
36. Gary Roberts	1/28/99	3:18	3-2 win vs. NYR	Mike Richter	86. Jamie McBain	3/20/10	4:59	3-2 win at PIT	Marc-Andre Fleury (2)
37. Nolan Pratt	12/26/99	0:27	4-3 win vs. FLA	M. Shtalenkov	87. Anton Babchuk (2)	10/23/10	2:52	4-3 win at PHX	Ilya Bryzgalov
38. Marek Malik	1/24/99	0:55	3-2 win vs. MTL	Jose Theodore	88. Brandon Sutter	12/3/10	1:16	2-1 win vs. COL	Craig Anderson (2)
39. Jeff O'Neill (2)	1/28/00	0:16	4-3 win vs. NJ	Chris Terreri	89. Erik Cole (3)	1/9/11	2:09	4-3 win vs. ATL	Ondrej Pavelec
40. Jeff O'Neill (3)	2/26/00	2:28	2-1 win at FLA	Mike Vernon	90. Erik Cole (4)	2/5/11	2:48	4-3 win vs. ATL	Ondrej Pavelec (2)
41. Sandis Ozolinsh	10/31/00	2:35	6-5 win vs. TB	Kevin Weekes	91. Jamie McBain (2)	3/3/11	0:26	3-2 win vs. BUF	Ryan Miller (3)
42. Bates Battaglia (2)	11/29/00	1:41	2-1 win at FLA	Trevor Kidd	92. Joni Pitkanen	3/18/11	3:58	3-2 win vs. NYI	Al Montoya
43. Ron Francis (2)	1/16/01	0:33	3-2 win at MTL	Jose Theodore (2)	93. Tuomo Ruutu (2)	12/23/11	1:36	2-1 win vs. OTT	Craig Anderson (3)
44. Jeff O'Neill (4)	2/7/01	0:25	2-1 win at PHX	Sean Burke	94. Eric Staal (3)	12/29/11	3:09	4-3 win vs. TOR	James Reimer
45. Rod Brind'Amour	3/30/01	3:07	4-3 win vs. WSH	Olaf Kolzig	95. Justin Faulk	3/6/12	3:38	4-3 win at WSH	Michal Neuvirth
46. Shane Willis	4/1/01	1:18	3-2 win at OTT	Patrick Lalime	96. Jay Harrison	2/7/13	2:19	3-2 win at OTT	Craig Anderson
47. Jeff O'Neill (5)	10/20/01	1:33	2-1 win vs. ATL	Milan Hnilecka					
48. Sami Kapanen	10/28/01	1:33	3-2 win vs. LA	Felix Potvin					
49. Josef Vasicsek	11/4/01	0:52	1-0 win vs. PHX	Sean Burke (2)					
50. Ron Francis (3)	12/10/01	2:36	4-3 win at NYR	Mike Richter (2)					

OPPONENTS' REGULAR-SEASON OVERTIME GOALS

GOAL SCORER	DATE	TIME	RESULT	CAR. GOALIE	GOAL SCORER	DATE	TIME	RESULT	CAR. GOALIE
1. Patrik Sundstrom	10/23/83	4:52	5-4 loss at VAN	Greg Millen	54. Stu Barnes	12/14/01	0:50	3-2 loss at BUF	Tom Barrasso (4)
2. Jan Ludvig	2/16/84	4:54	6-5 loss at NJ	Ed Staniowski	55. Mark Recchi	12/22/01	0:27	4-3 loss at PHI	Arturs Irbe (8)
3. Mike Foligno	3/11/84	1:53	4-3 loss at BUF	Greg Millen (2)	56. Tom Koivisto	10/15/02	3:49	2-1 loss at STL	Kevin Weekes
4. Petri Skriko	2/1/85	1:11	4-3 loss at VAN	Steve Weeks	57. John LeClair	11/5/02	1:56	2-1 loss vs. PHI	Kevin Weekes (2)
5. Dan Daoust	2/17/85	1:30	5-4 loss vs. TOR	Steve Weeks (2)	58. Cory Sarich	11/17/02	3:45	2-1 loss vs. TB	Kevin Weekes (3)
6. Marcel Dionne	2/23/85	2:46	2-1 loss vs. LA	Mike Liut	59. Milan Hejduk	1/12/03	2:04	3-2 loss vs. COL	Kevin Weekes (4)
7. Jean-Marc Lanthier	3/3/85	2:47	7-6 loss vs. VAN	Mike Liut (2)	60. Stephen Weiss	1/25/03	3:40	3-2 loss at FLA	Arturs Irbe (9)
8. Ray Bourque	1/29/86	2:26	5-4 loss vs. BOS	Steve Weeks (3)	61. Sergei Zubov	2/11/03	4:59	2-1 loss at DAL	Kevin Weekes (5)
9. Claude Loiselle	2/6/86	2:22	5-4 loss at DET	Mike Liut (3)	62. Scott Hartnell	12/3/03	3:30	2-1 loss vs. NSH	Kevin Weekes (6)
10. Gary Roberts	12/22/87	4:10	6-5 loss at CGY	Steve Weeks (4)	63. Markus Naslund	12/14/03	4:13	2-1 loss at VAN	Jamie Storr
11. Dave Brown	2/15/88	3:55	5-4 loss at PHI	Mike Liut (4)	64. Darcy Tucker	2/19/04	2:18	2-1 loss vs. TOR	Kevin Weekes (7)
12. Petri Skriko (2)	11/5/88	0:34	3-2 loss vs. VAN	Mike Liut (5)	65. Mike Ribeiro	2/28/04	3:38	1-0 loss vs. MTL	Kevin Weekes (8)
13. Rob Brown	12/26/88	1:39	4-3 loss vs. PIT	Mike Liut (6)	66. Dany Heatley	3/15/04	1:43	1-0 loss at ATL	Kevin Weekes (9)
14. Marc Fortier	1/28/89	0:32	3-2 loss vs. QUE	Peter Sidorkiewicz	67. Aleksey Morozov	3/19/04	1:17	4-3 loss at PIT	Kevin Weekes (10)
15. Brent Ashton	2/19/89	3:23	7-6 loss at WPG	Peter Sidorkiewicz (2)	68. Ken Klee	10/20/05	4:44	5-4 loss at TOR	Cam Ward
16. Dave Andreychuk	12/18/90	1:07	4-3 loss vs. BUF	Daryl Reaugh	69. Dan Boyle	12/26/05	4:26	5-4 loss at TB	Martin Gerber
17. Brian Benning	1/8/91	3:37	4-3 loss at LA	Daryl Reaugh (2)	70. Sami Kapanen	12/29/05	1:27	4-3 loss vs. PHI	Cam Ward (2)
18. Rod Brind'Amour	1/31/91	0:55	4-3 loss at STL	Daryl Reaugh (3)	71. Joel Kwiatkowski	3/11/06	1:14	4-3 loss at FLA	Martin Gerber (2)
19. Brent Gilchrist	3/25/91	3:03	3-2 loss at MTL	Peter Sidorkiewicz (3)	72. Brian Gionta	4/11/06	0:28	4-3 loss vs. NJ	Martin Gerber (3)
20. Greg Brown	3/27/91	2:47	4-3 loss at NJ	Peter Sidorkiewicz (4)	73. Martin St. Louis	4/15/06	4:49	3-2 loss at TB	Martin Gerber (4)
21. Ray Bourque	11/16/91	1:39	5-4 loss vs. BOS	Peter Sidorkiewicz (5)	74. Tom Poti	10/21/06	0:23	4-3 loss at NYI	John Grahame
22. Stephan Lebeau	12/21/91	4:09	3-2 loss at MTL	Kay Whitmore	75. Daniel Sedin	12/8/06	3:02	4-3 loss at VAN	Cam Ward (3)
23. Vladimir Ruzicka	1/16/92	0:26	4-3 loss at BOS	Peter Sidorkiewicz (6)	76. Zdeno Chara	2/3/07	1:49	4-3 loss vs. BOS	Cam Ward (4)
24. Joe Juneau	10/8/92	2:16	3-2 loss at BOS	Sean Burke	77. Saku Koivu	10/3/07	1:05	3-2 loss vs. MTL	Cam Ward (5)
25. Randy McKay	10/28/92	0:48	4-3 loss vs. NJ	Frank Pietrangelo	78. Simon Gagne	10/20/07	0:48	3-2 loss at PHI	John Grahame (2)
26. Ted Donato	11/27/92	4:36	5-4 loss at BOS	Frank Pietrangelo (2)	79. Marian Hossa	1/2/08	4:28	5-4 loss vs. ATL	Cam Ward (6)
27. Gregori Pantalev	1/2/93	2:36	3-2 loss at BOS	Frank Pietrangelo (3)	80. Michal Handzus	10/17/08	3:21	4-3 loss at LA	Cam Ward (7)
28. Ric Nattress	1/24/93	2:36	5-4 loss at PHI	Frank Pietrangelo (4)	81. Jeff Carter	12/6/09	3:34	2-1 loss vs. PHI	Michael Leighton
29. Gary Roberts (2)	2/13/93	3:29	4-3 loss at CGY	Sean Burke (2)	82. Cal Clutterbuck	10/24/09	1:55	3-2 loss at MIN	Cam Ward (8)
30. Pierre Turgeon	2/28/93	2:39	7-6 loss vs. NYI	Sean Burke (3)	83. Kyle Okposo	11/13/09	4:45	4-3 loss vs. NYI	Manny Legace
31. Vincent Damphousse	3/24/93	2:01	6-5 loss vs. MTL	Mario Gosselin	84. Mike Green	12/11/09	1:16	4-3 loss at WSH	Cam Ward (9)
32. Dmitri Yuskovich	4/16/93	1:25	5-4 loss vs. PHI	Mike Lenarduzzi	85. Tomas Fleischmann	3/10/10	3:20	4-3 loss at WSH	Manny Legace (2)
33. Jaromir Jagr	12/4/93	2:04	7-6 loss vs. PIT	Jeff Reese	86. Martin St. Louis (2)	3/23/10	0:29	3-2 loss at TB	Manny Legace (3)
34. Turner Stevenson	11/20/95	3:12	4-3 loss at MTL	Sean Burke (4)	87. Bryan Allen	1/3/11	1:16	4-3 loss vs. FLA	Cam Ward (10)
35. Sandy McCarthy	1/10/96	2:06	3-2 loss at CGY	Sean Burke (5)	88. Mats Zuccarello	1/5/11	3:09	2-1 loss at NYR	Cam Ward (11)
36. Don Sweeney	3/27/96	3:01	6-5 loss vs. BOS	Sean Burke (6)	89. Mattias Tedenby	2/8/11	2:42	3-2 loss at NJ	Cam Ward (12)
37. Steve Konowalchuk	1/1/97	3:01	3-2 loss at WSH	Jason Muzzatti	90. Marc-Andre Bergeron	2/12/11	1:32	4-3 loss at TB	Cam Ward (13)
38. Ted Donato	1/2/97	2:21	5-4 loss vs. BOS	Jason Muzzatti (2)	91. Tim Stapleton	3/9/11	1:38	3-2 loss vs. ATL	Cam Ward (14)
39. Mats Lindgren	1/12/97	2:27	2-1 loss at EDM	Sean Burke (7)	92. Marc-Andre Gagnani	4/3/11	2:56	2-1 loss vs. BUF	Cam Ward (15)
40. Brian Savage	2/8/97	1:01	3-2 loss at MTL	Sean Burke (8)	93. Mike Green (2)	10/8/11	2:24	4-3 loss at WSH	Brian Boucher
41. Jason Dawe	10/31/97	3:21	3-2 loss vs. BUF	Sean Burke (9)	94. Matt D'Agostini	10/21/11	2:24	3-2 loss at STL	Cam Ward (16)
42. Matthew Barnaby	12/12/97	4:45	3-2 loss at BUF	Sean Burke (10)	95. Tim Connolly	12/13/11	0:44	2-1 loss at TOR	Cam Ward (17)
43. Steve Rucchin	11/11/98	1:04	5-4 loss at ANA	Trevor Kidd	96. Kris Versteeg	12/18/11	3:08	3-2 loss at FLA	Cam Ward (18)
44. Jay Pandolfo	11/19/98	3:37	3-2 loss at NJ	Arturs Irbe	97. John Tavares	1/21/12	3:58	2-1 loss at NYI	Cam Ward (19)
45. Kelly Miller	1/16/99	0:09	3-2 loss vs. WSH	Arturs Irbe (2)	98. Corey Perry	2/8/12	2:14	3-2 loss at ANA	Cam Ward (20)
46. Kip Miller	3/10/99	2:49	3-2 loss vs. PIT	Arturs Irbe (3)	99. Ryan O'Reilly	2/10/12	4:58	4-3 loss at COL	Cam Ward (21)
47. Mike Modano	3/21/99	0:44	3-2 loss at DAL	Arturs Irbe (4)	100. Steven Stamkos	3/3/12	2:41	4-3 loss vs. TB	Cam Ward (22)
48. Patrik Elias	11/18/00	4:20	3-2 loss at NJ	Arturs Irbe (5)	101. Jason Pominville	3/7/12	0:56	3-2 loss at BUF	Cam Ward (23)
49. Dan McGillis	12/23/00	3:50	2-1 loss at PHI	Arturs Irbe (6)	102. Andrew Ladd	3/30/12	0:16	4-3 loss vs. WPG	Cam Ward (24)
50. Sergei Fedorov	2/14/01	2:51	4-3 loss at DET	Arturs Irbe (7)	103. Danny Briere	2/9/13	1:47	4-3 loss at PHI	Cam Ward (25)
51. Radek Martinek	10/17/01	3:43	2-1 loss at NYI	Tom Barrasso	104. Dustin Byfuglien	4/18/13	1:23	4-3 loss at WPG	Justin Peters
52. Mariusz Czerkawski	10/26/01	3:01	3-2 loss vs. NYI	Tom Barrasso (2)	105. Ryan Callahan	4/25/13	2:55	4-3 loss vs. NYR	Dan Ellis
53. Jeff Halpern	12/2/01	3:24	4-3 loss vs. WSH	Tom Barrasso (3)					

PLAYOFF OVERTIME GOALS

GOAL SCORER	DATE	TIME	RESULT	OPP. GOALIE	GOAL SCORER	DATE	TIME	RESULT	OPP. GOALIE
1. Sylvain Turgeon	4/9/86	2:36	3-2 win at QUE	Clint Malarchuk	12. Jeff O'Neill	5/21/02	6:01	2-1 win at TOR	Curtis Joseph (2)
2. Kevin Dineen	4/23/86	1:06	2-1 win vs. MTL	Patrick Roy	13. Martin Gelin	5/28/02	8:05	2-1 win at TOR	Curtis Joseph (3)
3. Paul MacDermid	4/8/87	2:20	3-2 win vs. QUE	Mario Gosselin	14. Ron Francis	6/4/02	0:58	3-2 win at DET	Dominik Hasek
4. Kevin Dineen (2)	4/15/90	12:30	3-2 win vs. BOS	Andy Moog	15. Eric Staal	4/26/06	3:38	2-1 win at MTL	Cristobal Huet
5. Yvon Corrivau	4/29/92	0:24	2-1 win vs. MTL	Patrick Roy (2)	16. Cory Stillman	5/2/06	1:19	2-1 win at MTL	Cristobal Huet (2)
6. Ray Sheppard	4/24/99	17:05	3-2 win vs. BOS	Byron Dafoe	17. Nicolas Wallin (3)	5/8/06	3:09	3-2 win vs. NJ	Martin Brodeur (4)
7. Rod Brind'Amour	4/18/01	0:46	3-2 win vs. NJ	Martin Brodeur	18. Cory Stillman (2)	5/28/06	8:46	4-3 win vs. BUF	Ryan Miller
8. Bates Battaglia	4/19/02	15:26	2-1 win vs. NJ	Martin Brodeur (2)	19. Tim Gleason	4/17/09	2:40	2-1 win at NJ	Martin Brodeur (5)
9. Josef Vasicek	4/24/02	8:16	3-2 win vs. NJ	Martin Brodeur (3)	20. Jussi Jokinen	5/6/09	2:48	3-2 win vs. BOS	Tim Thomas
10. Niclas Wallin	5/9/02	3:14	4-3 win at MTL	Jose Theodore	21. Scott Walker	5/14/09	18:46	3-2 win at BOS	Tim Thomas (2)
11. Niclas Wallin (2)	5/19/02	13:42	2-1 win vs. TOR	Curtis Joseph					

OPPONENTS' PLAYOFF OVERTIME GOALS

GOAL SCORER	DATE	TIME	RESULT	CAR. GOALIE	GOAL SCORER	DATE	TIME	RESULT	CAR. GOALIE
1. Yvon Lambert	4/11/80	0:29	4-3 loss vs. MTL	Al Smith	8. Donald Audette	5/7/02	2:26	2-1 loss at MTL	Kevin Weekes
2. Claude Lemieux	4/29/86	5:55	2-1 loss at MTL	Mike Liut	9. Igor Larionov	6/8/02	54:47	3-2 loss vs. DET	Arturs Irbe (2)
3. Peter Stastny	4/16/87	6:05	5-4 loss at QUE	Mike Liut (2)	10. Michael Ryder	4/24/06	22:32	6-5 loss vs. MTL	Cam Ward
4. Stephane Richer	4/8/89	5:01	5-4 loss vs. MTL	Peter Sidorkiewicz	11. Daniel Briere	5/30/06	4:22	2-1 loss at BUF	Cam Ward (2)
5. Russ Courtnall	4/9/89	15:12	4-3 loss vs. MTL	Kay Whitmore	12. Fernando Pisani	6/14/06	3:31	4-3 loss vs. EDM	Cam Ward (3)
6. Russ Courtnall (2)	5/1/92	25:26	3-2 loss at MTL	Frank Pietrangelo	13. Travis Zajac	4/19/09	4:58	3-2 loss vs. NJ	Cam Ward (4)
7. Anson Carter	4/30/99	34:45	4-3 loss vs. BOS	Arturs Irbe					





PLAYOFF HISTORY

History of Franchise Playoff Appearances with Results and Statistics

PLAYOFF STATS

1980 PLAYOFF STATISTICS

PLAYER	GP	G	A	PTS	PIM	PPG	SHG
HOWE, Mark	3	1	2	3	0	0	0
ROGERS, Mike	3	0	3	3	0	0	0
ROWE, Tom	3	2	0	2	0	0	0
HOWE, Gordie	3	1	1	2	2	0	0
ROBERTS, Gordie	3	1	1	2	2	0	0
HOWE, Marty	3	1	1	2	0	0	0
BOUTETTE, Pat	3	1	0	1	6	0	1
NEUFELD, Ray	2	1	0	1	0	0	0
KEON, Dave	3	0	1	1	0	0	0
ALLISON, Ray	2	0	1	1	0	0	0
JOHNSTON, Bernie	3	0	1	1	0	0	0
ALLEY, Steve	3	0	1	1	0	0	0
STOUGHTON, Blaine	1	0	0	0	0	0	0
SIMS, Al	3	0	0	0	2	0	0
DEBOL, Dave	3	0	0	0	0	0	0
FOTIU, Nick	3	0	0	0	6	0	0
HULL, Bobby	3	0	0	0	0	0	0
GIROUX, Larry	3	0	0	0	2	0	0
HODGSON, Rick	1	0	0	0	0	0	0
TOTALS	3	8	12	20	22	0	1
OPPONENTS	3	18	25	43	26	1	0

GOALTENDER	GPI	MINS	GA	GAA	W-L	SO	SA
SMITH, Al	2	120	10	5.00	0-2	0	65
GARRETT, John	1	60	8	8.00	0-1	0	40

Power Play Totals: Whalers 0-8 (0.0%); Montreal 1-10 (10.0%). **Penalty Killing:** Whalers 9-10 (90.0%); Montreal 8-8 (100%).

Shots by Period: Whalers 18-32-26-0 = 76; Montreal 37-40-27-1 = 105.

1986 PLAYOFF STATISTICS

PLAYER	GP	G	A	PTS	PIM	PPG	SHG
DINEEN, Kevin	10	6	7	13	18	1	0
ANDERSON, John	10	5	8	13	0	3	0
FERRARO, Ray	10	3	6	9	4	3	0
GAVIN, Stewart	10	4	1	5	13	0	0
TURGEON, Sylvain	9	2	3	5	4	0	0
EVASON, Dean	10	1	4	5	10	0	0
TIPPETT, Dave	10	2	2	4	4	0	1
BABYCH, Dave	8	1	3	4	14	0	0
McEWEN, Mike	8	0	4	4	6	0	0
MACDERMID, Paul	10	2	1	3	20	0	0
FRANCIS, Ron	10	1	2	3	4	0	0
SAMUELSSON, Ulf	10	1	2	3	38	0	0
JARVIS, Doug	10	0	3	3	4	0	0
QUENNEVILLE, Joel	10	0	2	2	12	0	0
ROBERTSON, Torrie	10	1	0	1	67	0	0
BABYCH, Wayne	10	0	1	1	2	0	0
KLEINENDORST, Scot	10	0	1	1	18	0	0
LAWLESS, Paul	1	0	0	0	0	0	0
WEEKS, Steve	3	0	0	0	0	0	0
MURZYN, Dana	4	0	0	0	10	0	0
LIUT, Mike	8	0	0	0	0	0	0
BOTHWELL, Tim	10	0	0	0	8	0	0
TOTALS	10	29	50	79	256	7	1
OPPONENTS	10	23	34	57	267	10	3

GOALTENDER	GPI	MINS	GA	GAA	W-L	SO	SA
LIUT, Mike	8	441	14	1.90	5-2	1	226
WEEKS, Steve	3	169	8	2.84	1-2	0	64

Power Play Totals: Whalers 7-38 (18.4%); Opponents 10-39 (25.6%). **Penalty Killing:** Whalers 29-39 (74.4%); Opponents 31-38 (81.6%).

Shots by Period: Whalers 75-100-82-4 = 261; Opponents 123-75-88-4 = 290.

1987 PLAYOFF STATISTICS

PLAYER	GP	G	A	PTS	PIM	PPG	SHG
GAVIN, Stewart	6	2	4	6	10	0	0
EVASON, Dean	5	3	2	5	35	0	0
FRANCIS, Ron	6	2	2	4	6	1	0
KLEINENDORST, Scot	4	1	3	4	20	0	0
DINEEN, Kevin	6	2	1	3	31	1	0
MACDERMID, Paul	6	2	1	3	34	0	0
MURZYN, Dana	6	2	1	3	29	1	0
ANDERSON, John	6	1	2	3	0	1	0
TURGEON, Sylvain	6	1	2	3	6	0	0
McEWEN, Mike	1	1	1	2	0	1	0
BABYCH, Dave	6	1	1	2	14	1	0
FERRARO, Ray	6	1	1	2	8	0	0
COTE, Sylvain	2	0	2	2	0	0	0
LAWLESS, Paul	2	0	2	2	2	0	0
LADOUCEUR, Randy	6	0	2	2	12	0	0
TIPPETT, Dave	6	0	2	2	4	0	0
SAMUELSSON, Ulf	5	0	1	1	41	0	0
WEEKS, Steve	1	0	0	0	0	0	0
CHURLA, Shane	2	0	0	0	42	0	0
HUGHES, Pat	3	0	0	0	0	0	0
SEMENKO, Dave	4	0	0	0	15	0	0
JARVIS, Doug	6	0	0	0	4	0	0
LIUT, Mike	6	0	0	0	2	0	0
QUENNEVILLE, Joel	6	0	0	0	0	0	0
TOTALS	6	19	30	49	315	6	0
OPPONENTS	6	27	49	76	294	12	1

GOALTENDER	GPI	MINS	GA	GAA	W-L	SO	SA
WEEKS, Steve	1	36	1	1.67	0-0	0	22
LIUT, Mike	6	332	25	4.52	2-4	0	159

Power Play Totals: Whalers 6-35 (17.1%); Quebec 12-39 (30.8%). **Penalty Killing:** Whalers 27-39 (69.2%); Quebec 29-35 (82.9%).

Shots by Period: Whalers 67-67-69-4 = 207; Quebec 54-71-50-6 = 181.

1988 PLAYOFF STATISTICS

PLAYER	GP	G	A	PTS	PIM	PPG	SHG
DINEEN, Kevin	6	4	4	8	8	1	0
FRANCIS, Ron	6	2	5	7	2	1	0
WILSON, Carey	6	2	4	6	2	1	0
BABYCH, Dave	6	3	2	5	2	0	0
MACDERMID, Paul	6	0	5	5	14	0	0
GAVIN, Stewart	6	2	2	4	4	0	0
CARSON, Lindsay	5	1	2	3	0	0	0
KLEINENDORST, Scot	3	1	1	2	0	1	0
COTE, Sylvain	6	1	1	2	4	1	0
EVASON, Dean	6	1	1	2	2	0	0
FERRARO, Ray	6	1	1	2	6	1	0
LADOUCEUR, Randy	6	1	1	2	4	0	0
McEWEN, Mike	2	0	2	2	2	0	0
QUENNEVILLE, Joel	6	0	2	2	2	0	0
YOUNG, Scott	4	1	0	1	0	0	0
ROBERTSON, Torrie	6	0	1	1	6	0	0
SHEEHY, Neil	1	0	0	0	7	0	0
LIUT, Mike	3	0	0	0	0	0	0
BRODEUR, Richard	4	0	0	0	0	0	0
PETERSON, Brent	4	0	0	0	2	0	0
SAMUELSSON, Ulf	5	0	0	0	8	0	0
TIPPETT, Dave	6	0	0	0	2	0	0
TURGEON, Sylvain	6	0	0	0	4	0	0
TOTALS	6	20	34	54	81	6	0
OPPONENTS	6	23	40	63	80	6	0

GOALTENDER	GPI	MINS	GA	GAA	W-L	SA
BRODEUR, Richard	4	200	12	3.60	1-3	87
LIUT, Mike	3	160	11	4.13	1-1	82

Power Play Totals: Whalers 6-26 (23.1%); Montreal 6-25 (24.0%). **Penalty Killing:** Whalers 19-25 (76.0%); Montreal 21-26 (80.8%).

Shots by Period: Whalers 60-61-59 = 180; Montreal 47-65-57 = 169.

PLAYOFF STATS

1989 PLAYOFF STATISTICS

PLAYER	GP	G	A	PTS	PIM	PPG	SHG
BABYCH, Dave	4	1	5	6	2	0	0
EVASON, Dean	4	1	2	3	10	0	1
QUENNEVILLE, Joel	4	0	3	3	4	0	0
FERRARO, Ray	4	2	0	2	4	0	0
YOUNG, Scott	4	2	0	2	4	0	0
MACDERMID, Paul	4	1	1	2	6	0	0
SAMUELSSON, Ulf	4	0	2	2	4	0	0
FRANCIS, Ron	4	0	2	2	0	0	0
TURGEON, Sylvain	4	0	2	2	4	0	0
LAWTON, Brian	3	1	0	1	0	0	0
SHAW, Brad	3	1	0	1	0	0	0
DINEEN, Kevin	4	1	0	1	10	0	0
JENNINGS, Grant	4	1	0	1	17	1	0
PETERSON, Brent	2	0	1	1	4	0	0
COTE, Sylvain	3	0	1	1	4	0	0
ANDERSON, John	4	0	1	1	2	0	0
TIPPETT, Dave	4	0	1	1	0	0	0
HULL, Jody	1	0	0	0	2	0	0
LADOUCEUR, Randy	1	0	0	0	10	0	0
MACIVER, Norm	1	0	0	0	2	0	0
MARTIN, Tom	1	0	0	0	4	0	0
PAVESE, Jim	1	0	0	0	0	0	0
SIDORKIEWICZ, Peter	2	0	0	0	0	0	0
WHITMORE, Kay	2	0	0	0	0	0	0
MALONEY, Don	4	0	0	0	8	0	0
TOTALS	4	11	21	32	111	1	1
OPPONENTS	4	18	25	43	125	4	1

GOALTENDER	GPI	MINS	GA	GAA	W-L	SO	SA
SIDORKIEWICZ, Peter	2	124	8	3.87	0-2	0	45
WHITMORE, Kay	2	135	10	4.44	0-2	0	73

Power Play Totals: Whalers 1-15 (6.7%); Montreal 4-18 (22.2%). **Penalty Killing:** Whalers 14-18 (77.8%); Montreal 14-15 (93.3%).

Shots by Period: Whalers 41-41-33-14 = 129; Montreal 31-41-31-15 = 118.

1990 PLAYOFF STATISTICS

PLAYER	GP	G	A	PTS	PIM	PPG	SHG
SHAW, Brad	7	2	5	7	0	1	0
FRANCIS, Ron	7	3	3	6	8	1	0
DINEEN, Kevin	6	3	2	5	18	0	0
EVASON, Dean	7	2	2	4	22	0	0
VERBEEK, Pat	7	2	2	4	26	1	0
TIPPETT, Dave	7	1	3	4	2	0	0
KRYGIER, Todd	7	2	1	3	4	0	0
BABYCH, Dave	7	1	2	3	0	0	0
ANDERSSON, Mikael	5	0	3	3	2	0	0
FERRARO, Ray	7	0	3	3	2	0	0
YOUNG, Scott	7	2	0	2	2	0	0
CORRIVEAU, Yvon	4	1	0	1	0	0	0
LADOUCEUR, Randy	7	1	0	1	10	0	0
SAMUELSSON, Ulf	7	1	0	1	18	0	0
HULL, Jody	5	0	1	1	2	0	0
TOMLAK, Mike	7	0	1	1	2	0	0
BURT, Adam	2	0	0	0	0	0	0
GOVEDARIS, Chris	2	0	0	0	2	0	0
KASTELIC, Ed	2	0	0	0	0	0	0
CUNNEYWORTH, Randy	4	0	0	0	2	0	0
COTE, Sylvain	5	0	0	0	2	0	0
JENNINGS, Grant	7	0	0	0	17	0	0
SIDORKIEWICZ, Peter	7	0	0	0	0	0	0
Bench	0	0	0	0	2	0	0
TOTALS	7	21	28	49	143	3	0
OPPONENTS	7	23	38	61	193	8	1

GOALTENDER	GPI	MINS	GA	GAA	W-L	SO	SA
SIDORKIEWICZ, Peter	7	429	23	3.22	3-4	0	193

Power Play Totals: Whalers 3-34 (8.8%); Boston 8-32 (25.0%). **Penalty Killing:** Whalers 24-32 (60.7%); Boston 31-34 (91.2%).

Shots by Period: Whalers 74-51-47-3 = 175; Boston 70-63-55-5 = 193.

1991 PLAYOFF STATISTICS

PLAYER	GP	G	A	PTS	PIM	PPG	SHG
CULLEN, John	6	2	7	9	10	0	0
HUNTER, Mark	6	5	1	6	17	3	0
VERBEEK, Pat	6	3	2	5	40	2	0
LADOUCEUR, Randy	6	1	4	5	6	0	0
ZALAPSKI, Zarley	6	1	3	4	8	0	0
EVASON, Dean	6	0	4	4	29	0	0
SHAW, Brad	6	1	2	3	2	0	0
YAKE, Terry	6	1	1	2	16	0	1
COTE, Sylvain	6	0	2	2	2	0	0
KRYGIER, Todd	6	0	2	2	0	0	0
BROWN, Rob.	5	1	0	1	7	1	0
CYR, Paul	6	1	0	1	10	0	0
DINEEN, Kevin	6	1	0	1	16	0	0
SIDORKIEWICZ, Peter	6	0	1	1	2	0	0
CUNNEYWORTH, Randy	1	0	0	0	0	0	0
TOMLAK, Mike	3	0	0	0	2	0	0
SANDERSON, Geoff	3	0	0	0	0	0	0
HOLIK, Bobby	6	0	0	0	7	0	0
HOUDA, Doug	6	0	0	0	8	0	0
McKENZIE, Jim	6	0	0	0	8	0	0
RICHARDS, Todd	6	0	0	0	2	0	0
TOTALS	6	17	29	46	192	6	1
OPPONENTS	6	24	40	64	145	10	0

GOALTENDER	GPI	MINS	GA	GAA	W-L	SO	SA
SIDORKIEWICZ, Peter	6	359	24	4.01	2-4	0	174

Power Play Totals: Whalers 6-24 (25.0%); Boston 10-36 (28.0%). **Penalty Killing:** Whalers 26-36 (72.0%); Boston 18-24 (75.0%).

Shots by Period: Whalers 65-61-42 = 168; Boston 52-59-63 = 174.

1992 PLAYOFF STATISTICS

PLAYER	GP	G	A	PTS	PIM	PPG	SHG
CRAVEN, Murray	7	3	3	6	6	0	1
CASSELS, Andrew	7	2	4	6	6	1	0
CORRIVEAU, Yvon	7	3	2	5	18	2	0
ZALAPSKI, Zarley	7	2	3	5	6	0	0
CUNNEYWORTH, Randy	7	3	0	3	9	1	1
CULLEN, John	7	2	1	3	12	1	0
POULIN, Patrick	7	2	1	3	0	1	0
RICHARDS, Todd	5	0	3	3	4	0	0
HOUDA, Doug	6	0	2	2	13	0	0
ANDERSSON, Mikael	7	0	2	2	6	0	0
VERBEEK, Pat	7	0	2	2	12	0	0
SANDERSON, Geoff	7	1	0	1	2	0	0
SHAW, Brad	3	0	1	1	4	0	0
GILLIS, Paul	5	0	1	1	0	0	0
HOLIK, Bobby	7	0	1	1	6	0	0
KONROYD, Steve	7	0	1	1	2	0	0
LADOUCEUR, Randy	7	0	1	1	11	0	0
WHITMORE, Kay	1	0	0	0	0	0	0
BURT, Adam	2	0	0	0	0	0	0
HUNTER, Mark	4	0	0	0	6	0	0
BERGEVIN, Marc	5	0	0	0	2	0	0
SHANK, Daniel	5	0	0	0	22	0	0
PIETRANGELO, Frank	7	0	0	0	0	0	0
TOTALS	7	18	28	46	147	6	2
OPPONENTS	7	21	35	56	169	8	1

GOALTENDER	GPI	MINS	GA	GAA	W-L	SO	SA
WHITMORE, Kay	1	19	1	3.16	0-0	0	1
PIETRANGELO, Frank	7	425	19	2.68	3-4	0	244

Power Play Totals: Whalers 6-40 (15.0%); Montreal 8-41 (19.5%). **Penalty Killing:** Whalers 33-41 (80.5%); Montreal 34-40 (85.0%).

Shots by Period: Whalers 51-83-63-11 = 208; Montreal 71-87-69-23 = 250.

PLAYOFF STATS

1999 PLAYOFF STATISTICS

PLAYER	GP	G	A	PTS	PIM	PPG	SHG
SHEPPARD, Ray	6	5	1	6	2	1	0
CHIASSON, Steve	6	1	2	3	2	1	0
GELINAS, Martin	6	0	3	3	2	0	0
PRIMEAU, Keith	6	0	3	3	6	0	0
BATTAGLIA, Bates	6	0	3	3	8	0	0
KRON, Robert	5	2	0	2	0	0	0
KAPANEN, Sami	5	1	1	2	0	0	0
ROBERTS, Gary	6	1	1	2	8	0	0
KOVALENKO, Andrei	4	0	2	2	2	0	0
FRANCIS, Ron	3	0	1	1	0	0	0
COFFEY, Paul	5	0	1	1	2	0	0
O'NEILL, Jeff	6	0	1	1	0	0	0
MACDONALD, Craig	1	0	0	0	0	0	0
KARPA, Dave	2	0	0	0	2	0	0
PRATT, Nolan	3	0	0	0	2	0	0
HALKO, Steven	4	0	0	0	2	0	0
MALIK, Marek	4	0	0	0	4	0	0
DINEEN, Kevin	6	0	0	0	8	0	0
LESCHYSHYN, Curtis	6	0	0	0	6	0	0
RANHEIM, Paul	6	0	0	0	2	0	0
WESLEY, Glen	6	0	0	0	2	0	0
IRBE, Arturs	6	0	0	0	0	0	0
MANDERVILLE, Kent	6	0	0	0	2	0	0
TOTALS	6	10	19	29	62	2	0
OPPONENTS	6	16	24	40	54	4	0

GOALTENDER	GPI	MINS	GA	GAA	W-L	SO	SA
IRBE, Arturs	6	408	15	2.21	2-4	0	181

Power Play Totals: Hurricanes 2-21 (9.5%); Boston 4-24 (16.7%). **Penalty Killing:** Hurricanes 20-24 (83.3%); Boston 19-21 (90.5%).

Shots by Period: Hurricanes 59-57-26-22 = 164; Boston 40-59-61-22 = 182.

2001 PLAYOFF STATISTICS

PLAYER	GP	G	A	PTS	PIM	PPG	SHG
KAPANEN, Sami	6	2	3	5	0	1	0
BRIND'AMOUR, Rod	6	1	3	4	6	0	0
O'NEILL, Jeff	6	1	2	3	10	0	0
TANABE, David	6	2	0	2	12	2	0
VASICEK, Josef	6	2	0	2	0	0	0
OZOLINSH, Sandis	6	0	2	2	5	0	0
BATTAGLIA, Bates	6	0	2	2	2	0	0
DANIELS, Jeff	6	0	2	2	2	0	0
GELINAS, Martin	6	0	1	1	6	0	0
DIMAIO, Rob	6	0	0	0	4	0	0
WESTLUND, Tommy	6	0	0	0	17	0	0
WESLEY, Glen	6	0	0	0	0	0	0
HATCHER, Kevin	6	0	0	0	6	0	0
KARPA, David	6	0	0	0	17	0	0
PELLERIN, Scott	6	0	0	0	4	0	0
LANGDON, Darren	4	0	0	0	12	0	0
ADAMS, Craig	3	0	0	0	0	0	0
MALIK, Marek	3	0	0	0	6	0	0
WALLIN, Niclas	3	0	0	0	2	0	0
FRANCIS, Ron	3	0	0	0	0	0	0
WILLIS, Shane	2	0	0	0	0	0	0
TOTALS	6	8	15	23	111	3	0
OPPONENTS	6	20	33	53	97	2	1

GOALTENDER	GPI	MINS	GA	GAA	W-L	SO	SA
IRBE, Arturs	6	360	20	3.33	2-4	0	201

Power Play Totals: Hurricanes 3-29 (10.3%); New Jersey 2-24 (8.3%). **Penalty Killing:** Hurricanes 22-24 (91.7%); New Jersey 26-29 (89.7%).

Shots by Period: Hurricanes 32-45-36-1= 114; New Jersey 72-79-50-0 = 201.

2002 PLAYOFF STATISTICS

PLAYER	GP	G	A	PTS	PIM	PPG	SHG
FRANCIS, Ron	23	6	10	16	6	4	0
BATTAGLIA, Bates	23	5	9	14	14	1	0
O'NEILL, Jeff	22	8	5	13	27	3	0
BRIND'AMOUR, Rod	23	4	8	12	16	2	1
COLE, Erik	23	6	3	9	30	1	0
KAPANEN, Sami	23	1	8	9	6	0	0
HILL, Sean	23	4	4	8	20	4	0
GELINAS, Martin	23	3	4	7	10	0	0
VASICEK, Josef	23	3	2	5	12	0	0
HEDICAN, Bret	23	1	4	5	20	0	0
SVOBODA, Jaroslav	23	1	4	5	28	1	0
WALLIN, Niclas	23	2	1	3	12	0	0
MALIK, Marek	23	0	3	3	18	0	0
WARD, Aaron	23	1	1	2	22	0	0
WESLEY, Glen	22	0	2	2	12	0	0
WESTLUND, Tommy	19	1	0	1	0	0	0
ADAMS, Kevyn	23	1	0	1	4	0	0
TANABE, David	1	0	1	1	0	0	0
DANIELS, Jeff	23	0	1	1	0	0	0
ADAMS, Craig	1	0	0	0	0	0	0
MACDONALD, Craig	4	0	0	0	2	0	0
WEEKES, Kevin	8	0	0	0	0	0	0
IRBE, Arturs	18	0	0	0	0	0	0
TOTALS	23	47	70	117	259	16	1
OPPONENTS	23	43	69	112	296	15	2

GOALTENDER	GPI	MINS	GA	GAA	W-L	SO	SA
WEEKES, Kevin	8	408	11	1.62	3-2	2	180
IRBE, Arturs	18	1078	30	1.67	10-8	1	480

Power Play Totals: Hurricanes 16-103 (15.5%); Opponents 15-96 (15.6%). **Penalty Killing:** Hurricanes 81-96 (84.4%); Opponents 87-103 (84.5%).

Shots by Period: Hurricanes 161-219-213-52 = 645; Opponents 199-216-198-49 = 662.

2006 PLAYOFF STATISTICS

PLAYER	GP	G	A	PTS	PIM	PPG	SHG
STAAL, Eric	25	9	19	28	8	7	0
STILLMAN, Cory	25	9	17	26	14	4	0
BRIND'AMOUR, Rod	25	12	6	18	16	6	0
WILLIAMS, Justin	25	7	11	18	34	0	1
CULLEN, Matt	25	4	14	18	12	2	0
RECCHI, Mark	25	7	9	16	18	2	0
WEIGHT, Doug	23	3	13	16	20	2	0
WHITNEY, Ray	24	9	6	15	14	5	0
KABERLE, Frantisek	25	4	9	13	8	3	0
HEDICAN, Bret	25	2	9	11	42	0	0
LADD, Andrew	17	2	3	5	4	0	0
WARD, Aaron	25	2	3	5	18	0	0
WALLIN, Niclas	25	1	4	5	14	0	0
COMMODORE, Mike	25	2	2	4	33	0	1
WESLEY, Glen	25	0	2	2	16	0	0
LAROSE, Chad	21	0	1	1	10	0	0
WARD, Cam	23	0	1	1	0	0	0
ADAMS, Kevyn	25	0	0	0	14	0	0
ADAMS, Craig	25	0	0	0	10	0	0
COLE, Erik	2	0	0	0	0	0	0
TVERDOVSKY, Oleg	5	0	0	0	0	0	0
GERBER, Martin	6	0	0	0	4	0	0
VASICEK, Josef	8	0	0	0	2	0	0
TOTALS	25	73	129	202	319	31	2
OPPONENTS	25	60	108	168	334	20	2

GOALTENDER	GPI	MINS	GA	GAA	W-L	SO	SA
WARD, Cam	23	1320	47	2.14	15-8	2	631
GERBER, Martin	6	221	13	3.53	1-1	1	103

Power Play Totals: Hurricanes 31-129 (24.0%); Opponents 20-137 (14.6%). **Penalty Killing:** Hurricanes 117-137 (85.4%); Opponents 98-129 (76.0%).

Shots by Period: Hurricanes 230-252-211-28 = 721; Opponents 232-220-204-18 = 674.

PLAYOFF STATS

2009 PLAYOFF STATISTICS

PLAYER	GP	G	A	PTS	PIM	PPG	SHG
STAAL, Eric	18	10	5	15	4	3	0
JOKINEN, Jussi	18	7	4	11	2	2	0
LAROSE, Chad	18	4	7	11	16	0	0
WHITNEY, Ray	18	3	8	11	4	0	0
SAMSONOV, Sergei	17	5	3	8	6	0	0
PITKANEN, Joni	18	0	8	8	16	0	0
CORVO, Joe	18	2	5	7	4	1	0
WALKER, Scott	18	1	6	7	19	0	0
CULLEN, Matt	18	3	3	6	14	0	1
SEIDENBERG, Dennis	16	1	5	6	16	0	0
GLEASON, Tim	18	1	4	5	32	0	0
COLE, Erik	18	0	5	5	22	0	0
BAYDA, Ryan	15	2	2	4	18	0	0
RUUTU, Tuomo	16	1	3	4	8	0	0
BRIND'AMOUR, Rod	18	1	3	4	8	0	0
EAVES, Patrick	18	1	2	3	13	0	0
DWYER, Patrick	2	0	1	1	0	0	0
KABERLE, Frantisek	7	0	1	1	2	0	0
BABCHUK, Anton	13	0	1	1	10	0	0
HELMINEN, Dwight	1	0	0	0	0	0	0
CONBOY, Tim	3	0	0	0	9	0	0
WALLIN, Niclas	18	0	0	0	4	0	0
WARD, Cam	18	0	0	0	0	0	0
TOTALS	18	42	76	118	231	6	1
OPPONENTS	18	52	89	141	214	8	0

GOALTENDER	GPI	MINS	GA	GAA	W-L	SO	SA
WARD, Cam	18	1101	49	2.67	8-10	2	576

Power Play Totals: Hurricanes 6-60 (10.0%); Opponents 8-71 (11.3%). **Penalty Killing:** Hurricanes 63-71 (88.7%); Opponents 54-60 (90.0%).

Shots by Period: Hurricanes 186-189-177-18 = 570; Opponents 181-205-176-17 = 579.

ALL-TIME NHL PLAYOFF HISTORY

YEAR	RESULTS vs. SERIES OPPONENT	WHALERS/HURRICANES GOALS	OPPONENT GOALS
1980	0-3 series loss to Montreal Canadiens	8	18
1981	Did not qualify for playoffs		
1982	Did not qualify for playoffs		
1983	Did not qualify for playoffs		
1984	Did not qualify for playoffs		
1985	Did not qualify for playoffs		
1986	3-0 series win over Quebec Nordiques	16	7
	3-4 series loss to Montreal Canadiens	13	16
1987	2-4 series loss to Quebec Nordiques	19	27
1988	2-4 series loss to Montreal Canadiens	20	23
1989	0-4 series loss to Montreal Canadiens	11	18
1990	3-4 series loss to Boston Bruins	21	23
1991	2-4 series loss to Boston Bruins	17	24
1992	3-4 series loss to Montreal Canadiens	18	21
1993	Did not qualify for playoffs		
1994	Did not qualify for playoffs		
1995	Did not qualify for playoffs		
1996	Did not qualify for playoffs		
1997	Did not qualify for playoffs		
1998	Did not qualify for playoffs		
1999	2-4 series loss to Boston Bruins	10	16
2000	Did not qualify for playoffs		
2001	2-4 series loss to New Jersey Devils	8	20
2002	4-2 series win over New Jersey Devils	9	11
	4-2 series win over Montreal Canadiens	21	12
	4-2 series win over Toronto Maple Leafs	10	6
	1-4 series loss to Detroit Red Wings	7	14
2003	Did not qualify for playoffs		
2004	Did not qualify for playoffs		
2006	4-2 series win over Montreal Canadiens	15	17
	4-1 series win over New Jersey Devils	17	10

ALL-TIME NHL PLAYOFF HISTORY CONTINUED

YEAR	RESULTS vs. SERIES OPPONENT	WHALERS/HURRICANES GOALS	OPPONENT GOALS
2006 (cont.)	4-3 series win over Buffalo Sabres	22	17
	4-3 series win over Edmonton Oilers	19	16
2007	<i>Did not qualify for playoffs</i>		
2008	<i>Did not qualify for playoffs</i>		
2009	4-3 series win over New Jersey Devils	17	15
	4-3 series win over Boston Bruins	16	17
	0-4 series loss to Pittsburgh Penguins	9	20
2010	<i>Did not qualify for playoffs</i>		
2011	<i>Did not qualify for playoffs</i>		
2012	<i>Did not qualify for playoffs</i>		
2013	<i>Did not qualify for playoffs</i>		
TOTALS	59-68 (.465)	323	368

INDIVIDUAL SINGLE-GAME PLAYOFF RECORDS

MOST GOALS	2	23 times; last: Eric Staal , May 8, 2009, in an 4-1 win vs. Boston
MOST ASSISTS	4	John Anderson, April 12, 1986, in a 9-4 win vs. Quebec
		Eric Staal , April 24, 2006, in a 6-5 double-overtime loss vs. Montreal
MOST POINTS	6	John Anderson, April 12, 1986, in a 9-4 win vs. Quebec
MOST PENALTY MINUTES	30	Shane Churla, April 11, 1987, in a 5-1 loss at Quebec
MOST SAVES	53	Frank Pietrangelo, May 1-2, 1992, in a 3-2 overtime loss at Montreal
FASTEST TWO GOALS (one player)	3:08	Erik Cole, May 13, 2002, in an 8-2 win at Montreal
MOST SHOTS ON GOAL	11	Jeff O'Neill, May 28, 2002, in a 2-1 overtime win at Toronto

INDIVIDUAL SERIES PLAYOFF RECORDS

MOST GOALS	5	Eric Staal vs. New Jersey, 2009; Ray Sheppard vs. Boston, 1999; Mark Hunter vs. Boston, 1991
MOST ASSISTS	7	John Cullen vs. Boston, 1991
MOST POINTS	10	Bates Battaglia vs. Montreal, 2002; Cory Stillman vs. Buffalo, 2006
MOST PENALTY MINUTES	51	Torrie Robertson vs. Montreal, 1986
MOST SAVES	227	Cam Ward vs. New Jersey, 2009
MOST SHOTS ON GOAL	33	Eric Staal vs. New Jersey, 2009
MOST CONSECUTIVE GAMES (Goalie)	7	Peter Sidorkiewicz, 1990; Frank Pietrangelo, 1992; Cam Ward , 2006 and twice in 2009
LONGEST SHUTOUT STREAK	105:07	Arturs Irbe, May 21-25, 2002

INDIVIDUAL ONE-YEAR PLAYOFF RECORDS

MOST GOALS	12	Rod Brind'Amour, 2006
MOST ASSISTS	19	Eric Staal , 2006
MOST POINTS	28	Eric Staal , 2006
MOST PENALTY MINUTES	67	Torrie Robertson, 1986
MOST SAVES	537	Cam Ward , 2006
MOST SHOTS ON GOAL	87	Eric Staal , 2006
LONGEST GOAL-SCORING STREAK	4 games	Ray Sheppard, April 24-30, 1999
		Bates Battaglia, May 7-13, 2002
LONGEST ASSIST STREAK	5 games	Cory Stillman, May 26-June 5, 2006
LONGEST POINT-SCORING STREAK	15 games	Eric Staal , April 24-May 28, 2006 (7g, 13a)
LONGEST SHUTOUT STREAK	143:55	Kevin Weekes, April 24-May 3, 2002

TEAM SINGLE-GAME PLAYOFF RECORDS

MOST GOALS	9	April 12, 1986, in a 9-4 win vs. Quebec
MOST GOALS AGAINST	8	April 9, 1980, in an 8-4 loss at Montreal
MOST TOTAL GOALS	13	April 12, 1986, in a 9-4 win vs. Quebec
FASTEST GOAL (game)	0:25	Erik Cole, May 13, 2002, in an 8-2 win at Montreal
FASTEST GOAL (period)	0:22	Ray Whitney, April 24, 2006, in a 6-5 2OT loss vs. Montreal (third period)
LARGEST WINNING MARGIN	6	May 13, 2002, in an 8-2 win at Montreal
		May 6, 2006, in a 6-0 win vs. New Jersey
LARGEST LOSING MARGIN	5	April 8, 1980, in a 6-1 loss at Montreal
		April 11, 1991, in a 6-1 loss at Boston
		April 22, 2006, in a 6-1 loss vs. Montreal
SHORTEST OVERTIME	0:24	April 29, 1992, in a 2-1 win vs. Montreal
LONGEST OVERTIME	54:47	June 8-9, 2002, in a 3-2 loss vs. Detroit
LONGEST GAME	114:47	June 8-9, 2002, in a 3-2 loss vs. Detroit. Igor Larionov scored at 14:47 of the third overtime.
MOST PENALTY MINUTES	71	April 17, 2001, in a 4-0 loss vs. New Jersey
MOST PENALTY MINUTES, BOTH TEAMS	243	April 11, 1987, in a 3-1 loss at Quebec

PLAYOFF RECORDS

TEAM SERIES PLAYOFF RECORDS

MOST GOALS SCORED	22	vs. Buffalo, 2006, seven games
FEWEST GOALS SCORED	7	vs. Detroit, 2002, five games
MOST GOALS ALLOWED	27	by Quebec, 1987, six games
FEWEST GOALS ALLOWED	6	by Toronto, 2002, six games

TEAM ONE-YEAR PLAYOFF RECORDS

MOST GOALS SCORED	73	2006, 25 games
MOST GOALS ALLOWED	60	2006, 25 games
MOST TOTAL GOALS	133	2006, 25 games
MOST SHUTOUTS	3	2002, (4/27 and 5/3, Kevin Weekes; 5/23, Arturs Irbe) 2006, (5/6 and 5/7, Cam Ward ; 5/26, Martin Gerber)
LONGEST WINNING STREAK	7 games	April 26-May 10, 2006
LONGEST LOSING STREAK	4 games	April 11-16, 1987; April 5-9, 1989 June 6-13, 2002; May 18-26, 2009

OPPONENTS INDIVIDUAL SINGLE-GAME PLAYOFF RECORDS

MOST GOALS	3	Peter Stastny (April 11, 1987, in 5-1 Quebec win); Michel Goulet (April 12, 1987, in 4-1 Quebec win); John Ogrodnick (April 14, 1987, in 7-5 Quebec win); Cam Neely (April 4, 1991, in 4-3 Boston win) Evgeni Malkin (May 21, 2009, in a 7-4 Pittsburgh win)
MOST ASSISTS	5	Risto Siltanen, Quebec, April 5, 1987, in 7-5 Quebec win
MOST POINTS	5	Risto Siltanen, Quebec, April 5, 1987 (5a)
MOST PENALTY MINUTES	24	Randy Moller, Quebec, April 12, 1986, in a 9-4 Quebec loss
MOST SAVES	45	Jose Theodore, Montreal, May 5, 2002, in 4-1 Montreal win
FASTEST TWO GOALS BY ONE PLAYER	2:40	Kirk Muller, Montreal, April 27, 1992, in 7-4 Montreal win
MOST SHOTS ON GOAL	8	Alexander Mogilny, Toronto, May 19, 2002 Evgeni Malkin, May 21, 2009, in a 7-4 Pittsburgh win

OPPONENTS INDIVIDUAL SERIES PLAYOFF RECORDS

MOST GOALS	6	Yvon Lambert, Montreal, 1980; Stephane Richer, Montreal, 1988 Michel Goulet, Quebec, 1987; Evgeni Malkin, Pittsburgh, 2009
MOST ASSISTS	9	Denis Savard, Montreal, 1992
MOST POINTS	11	Stephane Richer, Montreal, 1988
MOST PENALTY MINUTES	50	Basil McRae, Quebec, 1987
MOST SAVES	222	Martin Brodeur, New Jersey, 2009
MOST SHOTS ON GOAL	29	Zach Parise, New Jersey, 2009
MOST CONSECUTIVE GAMES BY GOALTENDER	7	Patrick Roy, Montreal, 1986; Ryan Miller, Buffalo, 2006 Martin Brodeur, New Jersey, 2009; Tim Thomas, Boston, 2009
LONGEST SHUTOUT STREAK	186:03	Dominik Hasek, Detroit, 2002

OPPONENTS SINGLE-GAME PLAYOFF RECORDS

MOST GOALS	8	April 9, 1980, Montreal defeated Hartford 8-4
MOST GOALS AGAINST	9	April 12, 1986, Hartford defeated Quebec 9-4
MOST TOTAL GOALS	13	April 12, 1986, Hartford defeated Quebec 9-4
FASTEST GOAL (game)	0:13	Petri Skriko, April 5, 1991, in a 4-3 Boston win
FASTEST GOAL (period other than first)	0:29	Yvon Lambert in overtime on April 11, 1980 Montreal defeated Hartford 4-3
LARGEST WINNING MARGIN	5	Montreal in a 6-1 victory on April 8, 1980 Boston in a 6-1 victory on April 11, 1991 Montreal in a 6-1 victory on April 22, 2006
LARGEST LOSING MARGIN	6	Montreal in an 8-2 loss on May 13, 2002 New Jersey in a 6-0 loss on May 6, 2006

OPPONENTS TEAM SERIES PLAYOFF RECORDS

MOST GOALS SCORED	27	Quebec in 1987 in a 4-2 series win by Quebec
FEWEST GOALS SCORED	6	Toronto in 2002 in a 4-2 series win by Carolina
MOST GOALS ALLOWED	22	Buffalo in 2006 in a 4-3 series win by Carolina
FEWEST GOALS ALLOWED	7	Detroit in 2002 in a 4-1 series win by Detroit

TOP 20 PLAYOFF SCORERS

PLAYER	GP	G	A	PTS	PIM	PLAYER	GP	G	A	PTS	PIM
1. STAAL, Eric	43	19	24	43	12	11. WILLIAMS, Justin	25	7	11	18	34
2. FRANCIS, Ron	62	14	25	39	26	FERRARO, Ray	33	7	11	18	24
3. BRIND'AMOUR, Rod	72	18	20	38	46	13. O'NEILL, Jeff	34	9	7	17	37
4. DINEEN, Kevin	44	17	14	31	109	ANDERSON, John	20	6	11	17	2
5. WHITNEY, Ray	42	12	14	26	19	15. RECCHI, Mark	25	7	9	16	18
STILLMAN, Cory	25	9	17	26	14	KAPANEN, Sami	34	4	12	16	6
7. CULLEN, Matt	43	7	17	24	26	WEIGHT, Doug	23	3	13	16	20
8. EVASON, Dean	38	8	15	23	18	18. GAVIN, Stewart	22	8	7	15	27
9. BABYCH, Dave	31	7	13	20	32	HEDICAN, Bret	46	3	12	15	56
10. BATTAGLIA, Bates	35	5	14	19	24	20. COLE, Erik	43	6	8	14	52
						KABERLE, Frantisek	32	4	10	14	10

TEAM PLAYOFF GOALTENDING

GOALTENDER	GP	MINS	GA	GAA	SVS	SVS%	W-L	SO	SA
WEEKES, Kevin	8	408	11	1.62	169	.939	3-2	2	180
IRBE, Arturs	30	1846	65	2.11	797	.925	14-16	1	862
WARD, Cam	41	2421	96	2.38	1064	.917	23-18	4	1,160
WEEKS, Steve	4	205	9	2.63	77	.895	1-2	0	86
PIETRANGELO, Frank	7	425	19	2.68	225	.922	3-4	0	244
LIUT, Mike	17	933	50	3.21	417	.892	8-7	1	467
GERBER, Martin	6	221	13	3.53	77	.856	1-1	1	90
BRODEUR, Richard	4	200	12	3.60	75	.882	1-3	0	87
SIDORKIEWICZ, Peter	15	912	55	3.62	404	.881	5-10	0	459
WHITMORE, Kay	3	154	11	4.29	67	.859	0-2	0	78
SMITH, AI	2	120	10	5.00	55	.846	0-2	0	65
GARRETT, John	1	60	8	8.00	32	.800	0-1	0	40

OPPONENT PLAYOFF SCORING LEADERS

PLAYER	TEAM	GP	G	A	PTS	PLAYER	TEAM	GP	G	A	PTS
1. Patrik Elias	NJ	24	6	13	19	Michel Goulet	QUE	9	7	5	12
2. Cam Neely	BOS	13	9	9	18	Brian Rafalski	NJ	17	4	8	12
Ray Bourque	BOS	15	4	14	18	13. Dave Poulin	BOS	13	4	7	11
4. Craig Janney	BOS	9	2	14	16	Michael Ryder	BOS, MTL	13	3	8	11
5. Stephane Richer	MTL-NJ	20	10	5	15	15. Brian Gionta	NJ	18	5	5	10
Mats Naslund	MTL	14	4	11	15	Mike McPhee	MTL	21	5	5	10
7. Bobby Smith	MTL	17	7	7	14	Brian Skrudland	MTL	24	4	6	10
Guy Carbonneau	MTL	24	7	7	14	Robert Picard	QUE	9	2	8	10
Bobby Holik	NJ	15	8	6	14	Denis Savard	MTL	7	1	9	10
10. Peter Stastny	QUE	9	6	6	12	Larry Robinson	MTL	20	0	10	10

OPPONENT GOALTENDING LEADERS (Minimum 60 minutes)

GOALTENDER	TEAM	GP	MINS	GA	(EN)	GAA	SVS	SVS%	W-L
Dominik Hasek	DET	5	355	7		1.18	113	.942	4-1
Byron Dafoe	BOS	6	412	10		1.46	154	.939	4-2
Curtis Joseph	TOR	5	387	10		1.55	149	.937	2-4
Tim Thomas	BOS	7	440	15	(1)	2.04	197	.929	3-4
Martin Brodeur	NJ	24	1459	50	(1)	2.06	595	.922	10-11
Jussi Markkanen	EDM	6	361	13	(1)	2.16	124	.905	3-3
Marc-Andre Fleury	PIT	4	240	9		2.25	109	.924	4-0
Brian Hayward	MTL	3	184	7	(1)	2.28	68	.907	2-1
Cristobal Huet	MTL	6	386	15		2.33	197	.929	2-4
Patrick Roy	MTL	21	1307	52	(2)	2.39	545	.905	14-7
Andy Moog	BOS	12	691	28	(1)	2.43	287	.911	8-4
Ryan Miller	BUF	7	431	22		2.50	172	.887	3-4
Denis Herron	MTL	2	120	5		3.06	43	.896	2-0
Jose Theodore	MTL	6	326	18		3.31	184	.911	2-4
Mario Gosselin	QUE	6	349	19		3.35	181	.905	4-2
Clint Malarchuk	QUE	4	203	16		4.73	94	.855	0-3

GAME HISTORY

GAME-BY-GAME PLAYOFF HISTORY

DATE		RESULT				GWG (OT TIME)		GOALIES: HFD-CAR/OPP (SAVES)		ATT.
1980										
Preliminary Round										
April 8	HFD 1	at	Mtl. 6		Loss	Brian Engblom	Al Smith (31)/Denis Heron (20)		15,992	
April 9	HFD 4	at	Mtl. 8		Loss	Bob Gainey	John Garrett (32)/Denis Heron (23)		15,242	
April 11	Mtl. 4	at	HFD 3	OT	Loss	Yvon Lambert (0:29)	Al Smith (24)/Michel Larocque (25)		14,460	
1981-85 <i>Out of the Playoffs</i>										
1986										
DIVISION SEMIFINAL										
April 9	HFD 3	at	Que. 2	OT	WIN	SYLVAIN TURGEON (2:36)	Mike Liut (37)/Clint Malarchuk (34)		14,504	
April 10	HFD 4	at	Que. 1		WIN	PAUL MacDERMID	Mike Liut (26)/Clint Malarchuk (27)		14,562	
April 12	Que. 4	at	HFD 9		WIN	ULF SAMUELSSON	Mike Liut (29)/Clint Malarchuk (9)-Mario Gosselin (17)		15,126	
DIVISION FINAL										
April 17	HFD 4	at	Mtl. 1		WIN	SYLVAIN TURGEON	Mike Liut (26)/Patrick Roy (20)		17,145	
April 19	HFD 1	at	Mtl. 3		Loss	Guy Carbonneau	Mike Liut (27)/Patrick Roy (24)		17,657	
April 21	Mtl. 4	at	HFD 1		Loss	Stephane Richer	Mike Liut (5)-Steve Weeks (13)/Patrick Roy (20)		15,126	
April 23	Mtl. 1	at	HFD 2	OT	WIN	KEVIN DINEEN (1:06)	Steve Weeks (18)/Patrick Roy (22)		15,126	
April 25	HFD 3	at	Mtl. 5		Loss	Mike Lalor	Steve Weeks (25)/Patrick Roy (20)		17,660	
April 27	Mtl. 0	at	HFD 1		WIN	KEVIN DINEEN	Mike Liut (32)/Patrick Roy (16)		15,126	
April 29	HFD 1	at	Mtl. 2	OT	Loss	Claude Lemieux (5:55)	Mike Liut (30)/Patrick Roy (24)		17,546	
1987										
DIVISION SEMIFINAL										
April 8	Que. 2	at	HFD 3	OT	WIN	PAUL MacDERMID (2:20)	Mike Liut (23)/Mario Gosselin (38)		15,126	
April 9	Que. 4	at	HFD 5		WIN	DANA MURZYN	Mike Liut (20)/Clint Malarchuk (24)		15,126	
April 11	HFD 1	at	Que. 5		Loss	Peter Stastny	Mike Liut (11)-Steve Weeks (21)/Mario Gosselin (29)		14,527	
April 12	HFD 1	at	Que. 4		Loss	Michel Goulet	Mike Liut (33)/Mario Gosselin (28)		14,389	
April 14	Que. 7	at	HFD 5		Loss	John Ogradnick	Mike Liut (17)/Mario Gosselin (38)		15,126	
April 16	HFD 4	at	Que. 5	OT	Loss	Peter Stastny (6:05)	Mike Liut (29)/Mario Gosselin (31)		15,383	
1988										
DIVISION SEMIFINAL										
April 6	HFD 3	at	Mtl. 4		Loss	Stephane Richer	Mike Liut (22)-Richard Brodeur (9)/Patrick Roy (21)		16,523	
April 7	HFD 3	at	Mtl. 7		Loss	Claude Lemieux	Richard Brodeur (21)/Patrick Roy (28)		16,640	
April 9	Mtl. 4	at	HFD 3		Loss	Ryan Walter	Mike Liut (24)/Patrick Roy (30)		15,223	
April 10	Mtl. 5	at	HFD 7		WIN	KEVIN DINEEN	Mike Liut (26)/Patrick Roy (36)		15,061	
April 12	HFD 3	at	Mtl. 1		WIN	CAREY WILSON	Richard Brodeur (22)/Brian Hayward (26)		16,687	
April 14	Mtl. 2	at	HFD 1		Loss	Stephane Richer	Richard Brodeur (23)/Brian Hayward (19)		15,223	
1989										
DIVISION SEMIFINAL										
April 5	HFD 2	at	Mtl. 6		Loss	Ryan Walter	Kay Whitmore (27)/Patrick Roy (25)		16,005	
April 6	HFD 2	at	Mtl. 3		Loss	Mike McPhee	Peter Sidorkiewicz (14)/Patrick Roy (27)		16,563	
April 8	Mtl. 5	at	HFD 4	OT	Loss	Stephane Richer (5:01)	Peter Sidorkiewicz (23)/Brian Hayward (23)		13,363	
April 9	Mtl. 4	at	HFD 3	OT	Loss	Russ Courtnall (15:12)	Kay Whitmore (36)/Patrick Roy (43)		12,245	
1990										
DIVISION SEMIFINAL										
April 5	HFD 4	at	Bos. 3		WIN	RANDY LADOUCEUR	Peter Sidorkiewicz (33)/Rejean Lemelin (13)		14,448	
April 7	HFD 1	at	Bos. 3		Loss	Garry Galley	Peter Sidorkiewicz (32)/Andy Moog (25)		14,448	
April 9	Bos. 3	at	HFD 5		WIN	PAT VERBEEK	Peter Sidorkiewicz (32)/Andy Moog (22)		15,535	
April 11	Bos. 6	at	HFD 5		Loss	Dave Poulin	Peter Sidorkiewicz (23)/R. Lemelin (17)/Andy Moog (7)		15,535	
April 13	HFD 2	at	Bos. 3		Loss	Cam Neely	Peter Sidorkiewicz (15)/Andy Moog (20)		14,448	
April 15	Bos. 2	at	HFD 3	OT	WIN	KEVIN DINEEN (12:30)	Peter Sidorkiewicz (23)/Andy Moog (23)		15,535	
April 17	HFD 1	at	Bos. 3		Loss	Craig Janney	Peter Sidorkiewicz (22)/Andy Moog (27)		14,448	

1991

DIVISION SEMIFINAL

April 3	HFD 5	at	Bos. 2	WIN	ROB BROWN	Peter Sidorkiewicz (26)/Andy Moog (19)	14,448
April 5	HFD 3	at	Bos. 4	Loss	Cam Neely	Peter Sidorkiewicz (36)/Andy Moog (24)	14,448
April 7	Bos. 6	at	HFD 3	Loss	Dave Christian	Peter Sidorkiewicz (17)/Andy Moog (22)	15,635
April 9	Bos. 3	at	HFD 4	WIN	ZARLEY ZALAPSKI	Peter Sidorkiewicz (32)/Andy Moog (30)	14,198
April 11	HFD 1	at	Bos. 6	Loss	Dave Christian	Peter Sidorkiewicz (26)/Andy Moog (25)	14,448
April 13	Bos. 3	at	HFD 1	Loss	Bob Sweeney	Peter Sidorkiewicz (13)/Andy Moog (31)	15,635

1992

DIVISION SEMIFINAL

April 19	HFD 0	at	Mtl. 2	Loss	Gilbert Dionne	Frank Pietrangelo (28)/Patrick Roy (32)	16,624
April 21	HFD 2	at	Mtl. 5	Loss	Kirk Muller	Frank Pietrangelo (23)/Patrick Roy (15)	16,627
April 23	Mtl. 2	at	HFD 5	WIN	JOHN CULLEN	Frank Pietrangelo (32)/Patrick Roy (28)	6,728
April 25	Mtl. 1	at	HFD 3	WIN	RANDY CUNNEYWORTH	Frank Pietrangelo (24)/Patrick Roy (33)	10,071
April 27	HFD 4	at	Mtl. 7	Loss	Kirk Muller	Frank Pietrangelo (23)-Kay Whitmore (4)/P. Roy (19)	16,693
April 29	Mtl. 1	at	HFD 2	OT WIN	YVON CORRIVEAU (0:24)	Frank Pietrangelo (42)/Patrick Roy (24)	8,262
May 1	HFD 2	at	Mtl. 3	2 OT Loss	Russ Courtnall (25:26)	Frank Pietrangelo (53)/Patrick Roy (39)	17,718

1993-98

Out of the Playoffs

1999

CONFERENCE QUARTERFINAL

April 22	Bos 2	at	CAR 0	Loss	Rob DiMaio	Arturs Irbe (27)/Byron Dafoe (19)	11,059
April 24	Bos 2	at	CAR 3	OT WIN	RAY SHEPPARD (17:05)	Arturs Irbe (22)/Byron Dafoe (27)	11,059
April 26	CAR 3	at	Bos 2	WIN	ROBERT KRON	Arturs Irbe (24)/Byron Dafoe (18)	17,565
April 28	CAR 1	at	Bos 4	Loss	Landon Wilson	Arturs Irbe (26)/Byron Dafoe (22)	17,565
April 30	Bos 4	at	CAR 3	2 OT Loss	Anson Carter (34:45)	Arturs Irbe (48)/Byron Dafoe (37)	11,059
May 2	CAR 0	at	Bos 2	Loss	Joe Thornton	Arturs Irbe (19)/Byron Dafoe (31)	17,565

2000

Out of the Playoffs

2001

CONFERENCE QUARTERFINAL

April 12	CAR 1	at	NJ 5	Loss	Bobby Holik	Arturs Irbe (31)/Martin Brodeur (17)	19,040
April 15	CAR 0	at	NJ 2	Loss	Alexander Mogilny	Arturs Irbe (27)/Martin Brodeur (18)	19,040
April 17	NJ 4	at	CAR 0	Loss	Bobby Holik	Arturs Irbe (20)/Martin Brodeur (18)	17,525
April 18	NJ 2	at	CAR 3	OT WIN	ROD BRIND'AMOUR (0:46)	Arturs Irbe (32)/Martin Brodeur (30)	14,339
April 20	CAR 3	at	NJ 2	WIN	JEFF O'NEILL	Arturs Irbe (37)/Martin Brodeur (11)	19,040
April 22	NJ 5	at	CAR 1	Loss	Sergei Brylin	Arturs Irbe (34)/Martin Brodeur (14)	18,730

2002

CONFERENCE QUARTERFINAL

April 17	NJ 1	at	CAR 2	WIN	ERIK COLE	Arturs Irbe (34)/Martin Brodeur (15)	15,401
April 19	NJ 1	at	CAR 2	OT WIN	BATES BATTAGLIA (15:26)	Arturs Irbe (30)/Martin Brodeur (26)	18,730
April 21	CAR 0	at	NJ 4	Loss	Brian Gionta	Arturs Irbe (9), Kevin Weekes (22)/Martin Brodeur (16)	17,004
April 23	CAR 1	at	NJ 3	Loss	Brian Gionta	Arturs Irbe (6), Kevin Weekes (13)/Martin Brodeur (23)	17,057
April 24	NJ 2	at	CAR 3	OT WIN	JOSEF VASICEK (8:16)	Kevin Weekes (40)/Martin Brodeur (35)	18,336
April 27	CAR 1	at	NJ 0	WIN	RON FRANCIS	Kevin Weekes (32)/Martin Brodeur (21)	17,104

CONFERENCE SEMIFINAL

May 3	Mtl. 0	at	CAR 2	WIN	RON FRANCIS	Kevin Weekes (25)/Jose Theodore (36)	18,809
May 5	Mtl. 4	at	CAR 1	Loss	Andrei Markov	Kevin Weekes (12)/Jose Theodore (45)	18,730
May 7	CAR 1	at	Mtl. 2	OT Loss	Donald Audette	Kevin Weekes (18)/Jose Theodore (33)	21,273
May 9	CAR 4	at	Mtl. 3	OT WIN	NICLAS WALLIN (3:14)	Kevin Weekes (7), Arturs Irbe (10)/Jose Theodore (36)	21,273
May 12	Mtl. 1	at	CAR 5	WIN	ROD BRIND'AMOUR	Arturs Irbe (30)/Jose Theodore (26)	18,853
May 13	CAR 8	at	Mtl. 2	WIN	SEAN HILL	Arturs Irbe (31)/Jose Theodore (8);Stephane Fiset (16)	21,273

CONFERENCE FINAL

May 16	Tor. 2	at	CAR 1	Loss	Jonas Hoglund	Arturs Irbe (22)/Curtis Joseph (31)	18,730
May 19	Tor. 1	at	CAR 2	OT WIN	NICLAS WALLIN (13:42)	Arturs Irbe (26)/Curtis Joseph (31)	18,924
May 21	CAR 2	at	Tor. 1	OT WIN	JEFF O'NEILL (6:01)	Arturs Irbe (20)/Curtis Joseph (15)	19,293
May 23	CAR 3	at	Tor. 0	WIN	JAROSLAV SVOBODA	Arturs Irbe (31)/Curtis Joseph (12)	19,299
May 25	Tor. 1	at	CAR 0	Loss	Darcy Tucker	Arturs Irbe (18)/Curtis Joseph (27)	19,016
May 28	CAR 2	at	Tor. 1	OT WIN	MARTIN GELINAS (8:05)	Arturs Irbe (35)/Curtis Joseph (33)	19,327

STANLEY CUP FINAL

June 4	CAR 3	at	Det. 2	OT WIN	RON FRANCIS (0:58)	Arturs Irbe (23)/Dominik Hasek (23)	20,058
June 6	CAR 1	at	Det. 3	Loss	Nicklas Lidstrom	Arturs Irbe (27)/Dominik Hasek (16)	20,058
June 8	Det. 3	at	CAR 2	3OT Loss	Igor Larionov (54:47)	Arturs Irbe (50)/Dominik Hasek (41)	18,982
June 10	Det. 3	at	CAR 0	Loss	Brett Hull	Arturs Irbe (24)/Dominik Hasek (17)	18,986
June 13	CAR 1	at	Det. 3	Loss	Brendan Shanahan	Arturs Irbe (24)/Dominik Hasek (16)	20,058

GAME HISTORY

2003-04

Out of the Playoffs

2006

CONFERENCE QUARTERFINAL

April 22	Mtl. 6	at	CAR 1		Loss	Radek Bonk	Martin Gerber (15)/Cristobal Huet (42)	18,812
April 24	Mtl. 6	at	CAR 5	2OT	Loss	Michael Ryder (22:32)	Martin Gerber (10), Cam Ward (20)/Cristobal Huet (41)	18,730
April 26	CAR 2	at	Mtl. 1	OT	WIN	ERIC STAAL (3:38)	Cam Ward (27)/Cristobal Huet (34)	21,273
April 28	CAR 3	at	Mtl. 2		WIN	ROD BRIND'AMOUR	Cam Ward (23)/Cristobal Huet (27)	21,273
April 30	Mtl. 1	at	CAR 2		WIN	MATT CULLEN	Cam Ward (30)/Cristobal Huet (26)	18,887
May 2	CAR 2	at	Mtl. 1	OT	WIN	CORY STILLMAN (1:19)	Cam Ward (25)/Cristobal Huet (27)	21,273

CONFERENCE SEMIFINAL

May 6	NJ 0	at	CAR 6		WIN	RAY WHITNEY	Cam Ward (21)/Martin Brodeur (29), Scott Clemmensen (3)	18,730
May 8	NJ 2	at	CAR 3	OT	WIN	NICLAS WALLIN (3:09)	Cam Ward (21)/Martin Brodeur (35)	18,730
May 10	CAR 3	at	NJ 2		WIN	ROD BRIND'AMOUR	Cam Ward (28)/Martin Brodeur (21)	16,862
May 13	CAR 1	at	NJ 5		Loss	Jay Pandolfo	Cam Ward (13), Martin Gerber (15)/Martin Brodeur (19)	17,585
May 14	NJ 1	at	CAR 4		WIN	CORY STILLMAN	Cam Ward (17)/Martin Brodeur (27)	18,730

CONFERENCE FINAL

May 20	Buf. 3	at	CAR 2		Loss	Jay McKee	Cam Ward (24)/Ryan Miller (29)	18,730
May 22	Buf. 3	at	CAR 4		WIN	JUSTIN WILLIAMS	Cam Ward (16)/Ryan Miller (31)	18,730
May 24	CAR 3	at	Buf. 4		Loss	Ales Kotalik	Cam Ward (22), Martin Gerber (7)/Ryan Miller (24)	18,690
May 26	CAR 4	at	Buf. 0		WIN	MARK RECCHI	Martin Gerber (22)/Ryan Miller (17)	18,690
May 28	Buf. 3	at	CAR 4	OT	WIN	CORY STILLMAN (8:46)	Martin Gerber (8)-Cam Ward (15)/Ryan Miller (22)	18,730
May 30	CAR 1	at	Buf. 2	OT	Loss	Daniel Briere (4:22)	Cam Ward (29)/Ryan Miller (25)	18,690
June 1	Buf. 2	at	CAR 4		WIN	ROD BRIND'AMOUR	Cam Ward (22)/Ryan Miller (24)	18,730

STANLEY CUP FINAL

June 5	Edm. 4	at	CAR 5		WIN	ROD BRIND'AMOUR	Cam Ward (34)/Dwayne Roloson (19), Ty Conklin (2)	18,797
June 7	Edm. 0	at	CAR 5		WIN	ANDREW LADD	Cam Ward (25)/Jussi Markkanen (21)	18,928
June 10	CAR 1	at	Edm. 2		Loss	Ryan Smyth	Cam Ward (28)/Jussi Markkanen (24)	16,839
June 12	CAR 2	at	Edm. 1		WIN	MARK RECCHI	Cam Ward (20)/Jussi Markkanen (18)	16,839
June 14	Edm. 4	at	CAR 3	OT	Loss	Fernando Pisani (3:31)	Cam Ward (25)/Jussi Markkanen (21)	18,974
June 17	CAR 0	at	Edm. 4		Loss	Fernando Pisani	Cam Ward (30)/Jussi Markkanen (16)	16,839
June 19	Edm. 1	at	CAR 3		WIN	FRANTISEK KABERLE	Cam Ward (22)/Jussi Markkanen (24)	18,978

2007-08

Out of the Playoffs

2009

CONFERENCE QUARTERFINAL

April 15	CAR 1	at	NJ 4		Loss	Zach Parise	Cam Ward (35)/Martin Brodeur (18)	17,625
April 17	CAR 2	at	NJ 1	OT	WIN	TIM GLEASON (2:40)	Cam Ward (33)/Martin Brodeur (30)	17,625
April 19	NJ 3	at	CAR 2	OT	Loss	Travis Zajac (4:58)	Cam Ward (32)/Martin Brodeur (28)	17,971
April 21	NJ 3	at	CAR 4		WIN	JUSSI JOKINEN	Cam Ward (26)/Martin Brodeur (42)	17,465
April 23	CAR 0	at	NJ 1		Loss	David Clarkson	Cam Ward (41)/Martin Brodeur (44)	17,625
April 26	NJ 0	at	CAR 4		WIN	RAY WHITNEY	Cam Ward (28)/Martin Brodeur (33)	18,680
April 28	CAR 4	at	NJ 3		WIN	ERIC STAAL	Cam Ward (32)/Martin Brodeur (27)	17,625

CONFERENCE SEMIFINAL

May 1	CAR 1	at	BOS 4		Loss	Marc Savard	Cam Ward (20)/Tim Thomas (26)	17,565
May 3	CAR 3	at	BOS 0		WIN	JOE CORVO	Cam Ward (36)/Tim Thomas (22)	17,565
May 6	BOS 2	at	CAR 3	OT	WIN	JUSSI JOKINEN	Cam Ward (21)/Tim Thomas (38)	18,680
May 8	BOS 1	at	CAR 4		WIN	JUSSI JOKINEN	Cam Ward (20)/Tim Thomas (27)	18,878
May 10	CAR 0	at	BOS 4		Loss	Mark Recchi	Cam Ward (36)/Tim Thomas (19)	17,565
May 12	BOS 4	at	CAR 2		Loss	Marc Savard	Cam Ward (15)/Tim Thomas (31)	18,680
May 14	CAR 3	at	BOS 2	OT	WIN	SCOTT WALKER	Cam Ward (34)/Tim Thomas (34)	17,565

CONFERENCE FINAL

May 18	CAR 2	at	PIT 3		Loss	Philippe Boucher	Cam Ward (28)/Marc-Andre Fleury (23)	17,132
May 21	CAR 4	at	PIT 7		Loss	Evgeni Malkin	Cam Ward (35)/Marc-Andre Fleury (24)	17,132
May 23	PIT 6	at	CAR 2		Loss	Evgeni Malkin	Cam Ward (34)/Marc-Andre Fleury (32)	18,789
May 26	PIT 4	at	CAR 1		Loss	Maxime Talbot	Cam Ward (21)/Marc-Andre Fleury (30)	18,680

2010-13

Out of the Playoffs



GENERAL INFO

Media and NHL Information

MEDIA INFO

The Carolina Hurricanes extend a cordial welcome to all media covering our home games. We appreciate the coverage you provide us, and we will do everything possible to assist you in your game duties.

The following is some information relating to our game night operation and press box which you should read carefully. Your cooperation in following these guidelines is much appreciated.

MEDIA RELATIONS DEPARTMENT

Mike Sundheim Senior Director of Communications
Office: 919/861-5477 *Home:* 919/233-7322
Mobile: 919/522-4583 *Email:* mikes@carolinahurricanes.com *Twitter:* @MikeSundheim

Kyle Hanlin Director of Media Relations and Broadcasting
Office: 919/861-5429 *Home:* 919/327-4942
Mobile: 919/523-7635 *Email:* kyleh@carolinahurricanes.com *Twitter:* @KyleHanlin

Brian Verdi Media Relations Coordinator
Office: 919/861-7148
Mobile: 516/359-2610 *Email:* brianv@carolinahurricanes.com *Twitter:* @BrianVerdi

Department website: <http://CanesPR.com>

MEDIA CREDENTIALS POLICY

Media credentials are issued to working media only. All credentials are non-transferable, and any unauthorized use will subject bearer to ejection from PNC Arena and confiscation of the credential. Credentials are good for admittance to the arena, press box, media meal room and both locker rooms.

Media credentials are divided into two categories: full-season and single-game. Full-season media passes will be issued to recognized newspapers, magazines, television and radio stations established websites by completing the request form at <http://CanesPR.com>. Please follow up via email with Mike Sundheim (mikes@carolinahurricanes.com) or Kyle Hanlin (kyleh@carolinahurricanes.com) after submitting your credential request. A media credential cannot be used to sit in spectator seating areas.

Single-game credentials should be requested via email to either Mike Sundheim or Kyle Hanlin at least 24 hours prior to game time.

Photo credentials will be issued on a priority basis to daily publications, wire services, team photographers or national publications on specific assignments only.

PRE-GAME ACCESS

The Hurricanes open their locker room to the media two hours prior to all home games for a 15-minute window of availability.

MEDIA PARKING

Full-season media will be issued general media parking passes. The East (black) lot is closest to the media entrance, which is the VIP entrance on the South end of the building, adjacent to the box office. Television crews will be allowed to park just outside the security entrance. However, there will only be space for one truck per station.

MEDIA ROOM

Media possessing credentials are invited to enjoy a meal before each game in the press room. The room opens two and a half hours before game time. Dining room usage is limited to those presenting valid Hurricanes or NHL Team Management passes. It is prohibited to allow family members, friends or guests into the press room without a valid credential. Our fine press meal costs \$8.

MEDIA NOTES

A complete set of media notes and additional materials are available for all working media at the morning skate and in the media meal room. Notes and other materials will also be available in the press box before and during the game.

PRESS BOX

The press box is located at the top floor (5) of PNC Arena and is accessible via the press elevator.

GAME-NIGHT STAFF

The Hurricanes game-night staff members are available to meet your needs, so please feel free to ask them for help on event nights. Staff members are posted at the press gate (VIP Entrance) and the media meal room prior to game time and in the press box after faceoff.

OUT-OF-TOWN SCORES AND IN-GAME NOTES

Out-of-town score sheets and In-Game Notes are delivered to all radio and television broadcasters, as well as all media located in the press box, throughout the game.

POST-GAME ACCESS

Both locker rooms will be opened five minutes after the teams leave the ice. Hurricanes Head Coach Kirk Muller will hold a post-game news conference following each game in the Media Room. Written quotes from both Kirk Muller and the visiting coach, in addition to game statistics, will be provided to the media. The officials' locker room is off-limits to the media. Should a comment or interpretation from the game's referee or NHL supervisor be needed, a pool reporter may be assigned.

AREAS OFF-LIMITS

Media are prohibited from entering the medical room and shower area within the Hurricanes' and visiting locker rooms.

PRACTICES

Hurricanes' practices are open to the public and all media. You should, however, verify times and location. Hurricanes' practices that are not at PNC Arena will be held at Raleigh Center Ice in Raleigh, NC.

Directions to PNC Arena
FROM THE AIRPORT (RDU):

I-40 East to Wade Avenue exit... Take Edwards Mill Rd./Arena Exit and bear right... PNC Arena is on the left.

Directions to Practice Facility
FROM THE AIRPORT:

I-40 East take Wade Avenue exit... Get onto I-440 Inner Beltline... Take Wake Forest Road exit (#10)... Take right onto Wake Forest Road... Make third left onto Hodges Street... Raleigh Center Ice is directly on the right.

PRINT AND WEB
ASHEBORO COURIER-TRIBUNE

500 Sunset Ave.
Asheboro, NC 27203
336/626-6133; **Fax:** 336/626-7074
Sports Editor: Dennis Garcia
sports@courier-tribune.com

BURLINGTON TIMES-NEWS

707 South Main St.
Burlington, NC 27215
336/229-2454; **Fax:** 336/229-2463
Sports Editor: Bob Sutton
Bob_Sutton@link.freedom.com

CANES COUNTRY

<http://www.canescountry.com/>
Writer: Bob Wage
canescountry@gmail.com

FRANKLIN TIMES

P.O. Box 119
109 South Bickett Blvd.
Louisburg, NC 27549
919/496-6503; **Fax:** 919/496-1689
Sports Editor: Geoff Neville
sports@thefranklintimes.com

HERALD-SUN OF DURHAM

P.O. Box 2092
Durham, NC 27702
919/419-6673; **Fax:** 919/419-6889
Sports Editor: Jimmy Dupree
sports@heraldsun.com

INDEPENDENT WEEKLY

www.indyweek.com
302 E. Pettigrew St. Ste. 300
Durham, NC 27701
919/286-1972
Writer: Chris Vitiello
chrisvitiello@gmail.com

NEWS & OBSERVER

www.newsobserver.com
P.O. Box 191
Raleigh, NC 27602
919/829-4560; **Fax:** 919/829-4888
Sports Editor: Gary Schwab
gschwab@newsobserver.com
Writers: Chip Alexander, Luke DeCock
Photo Editor: Kevin Keister
sports@newsobserver.com

RALEIGH SPORTS EXAMINER

www.examiner.com/carolina-hurricanes-in-raleigh/
peter-koutroumpis
401/323-8960
Writer: Peter Koutroumpis
pksportconsultant@gmail.com

TRIANGLE BUSINESS JOURNAL

www.bizjournals.com/triangle/
3600 Glenwood Ave. Suite 100
Raleigh, NC 27612
919/327-1029
Writer: Jason deBruyn
jdebruyn@bizjournals.com

TRIANGLE SPORTS NETWORK

<http://trianglesportsnet.com/carolina-hurricanes/>
401/323-8960
Writer: Peter Koutroumpis
pksportconsultant@gmail.com

WILSON DAILY TIMES

P.O. Box 2447
Wilson, NC 27894
252/265-7807
Sports Editor: Paul Durham
paul@wilsontimes.com

WRALSPORTSFAN.COM

2619 Western Blvd.
Raleigh, NC 27605
919/821-8600
Sr. Sports Web Editor: Aaron Schoonmaker
aschoonmaker@wral.com

ALL SPORTS RADIO

(*Rightsholder)

***99.9 THE FAN**

WCMC (99.9 FM)
Program Director: tbd
Hurricanes Insider: Mike Maniscalco
Hosts: Adam Gold, Joe Ovies,
David Glenn
3100 Highwoods Blvd. Suite 140
Raleigh, NC 27604
919/890-6101
mmaniscalco@999thefan.com

620 THE BUZZ

WDNC (620 AM)
Hosts: Mike Maniscalco,
Mark Thomas
3100 Highwoods Blvd. Suite 140
Raleigh, NC 27604
919/875-9100

PIRATE RADIO

WGHB, (1250 AM)
WDLX (930 AM)
P.O. Box 3333
Greenville, NC, 27836
252/317-1250

RADIO FREE ENC

WWNB (103.9 FM | 1490 AM)
WAVQ (1400 AM)
WNOS (105.9 FM | 1450 AM)
1202 Pollock St.
New Bern, NC, 28560
252/633-1490

TRIAD SPORTS NETWORK

WSML (1200 AM)
WMFR (1230 AM)
WCOG (1320 AM)
875 West Fifth St.
Winston-Salem, NC 27101
336/777-3900

OTHER LOCAL RADIO
CAPITOL BROADCASTING CO.

WRAL (101.5 FM)
3100 Highwoods Blvd. Suite 140
Raleigh, NC 27604
919/890-6101

CURTIS MEDIA GROUP

WWMY (102.9 FM)
WBBS (96.1 FM)
WDTF, (570 AM)
WKXU, (101.1 FM)
WKIX, (102.3 FM)
WPTF (680 AM)
3012 Highwoods Blvd. Suite 200
Raleigh, NC 27604
919/790-9392

CLEARCHANNEL

WDCG (105.1 FM)
WDCG HD2 (95.3 FM)
WRDU (106.1 FM)
WRSN (93.9 FM)
WRVA (100.7 FM)
3100 Smoketree Court, #505,
Raleigh, NC 27604
919/876-1061
919/876-8578

LOCAL MEDIA

TELEVISION

WLFL (Channel 22 – CW)
3012 Highwoods Blvd.
Suite 101
Raleigh, NC 27604
919/790-9535; **Fax:** 919/878-3877

WNCN (Channel 17 – NBC)
1205 Front St.
Raleigh, NC 27609
919/835-6397; **Fax:** 919/836-1687
Sports Anchor: Todd Gibson

WRAL (Channel 5 – CBS)
2619 Western Blvd.
Box 12000
Raleigh, NC 27605
919/821-8600; **Fax:** 919/821-8541
Sportscasters: Ken Medlin, Jeff Gravley,
Mandy Mitchell

WRAZ (Channel 50 – FOX)
2619 Western Blvd.
Box 12000
Raleigh, NC 27605,
919/821-8678; **Fax:** 919/821-8541

WTVD (Channel 11 – ABC)
411 Liberty St.
Durham, NC 27701
919/687-2326; **Fax:** 919/687-4373
Sportscasters: Mark Armstrong, Joe Mazur, Jen Daniels
Photographer: Charlie Mickens

News 14 Carolina
2505 Atlantic Ave., Suite 102
Raleigh, NC 277604
919/882-4000
Sports Director: Jim Connors
Sportscaster: Ryan Welch

WIRE SERVICES

Associated Press
4800 Six Forks Rd. #210
Raleigh, NC 27609
919/510-8937; **Fax:** 919/834-1078
Sports Editor: Joedy McCreary
Reporter: Aaron Beard
Cell: 919/341-4024

PHOTOGRAPHER

Gregg Forwerck
Home: 704/882-3113
Cell: 704/668-0675

RALEIGH AREA INFORMATION (Area Code 919)

TAXI SERVICES

Cardinal Cab, Inc.	828-3228
Checkers Taxi	779-2645
Omni Taxi and Transfer	821-0066
Universal Cab.	832-3633
USA Taxi	877-0515

AREA HOTELS

Comfort Suites, Arena	854-0502
Embassy Suites, Airport	677-1840
Embassy Suites, Crabtree Valley	881-0833
Hilton Garden Inn	840-8088
Marriott, Raleigh City Center.	833-1120
Marriott, RTP.	941-6200
Raleigh Marriott, Crabtree Valley	781-7000
Renaissance, North Hills	571-8773
The Umstead	888-678-1711
Washington Duke Inn & Golf Club	419-0627

PUBLIC GOLF COURSES

Crooked Creek	557-7529
Eagle Ridge	661-6300
Lochmere.	851-0611
Lonnie Poole (N.C. State)	833-3338
Neuse Golf Club	550-0550
Pine Hollow	553-4554
River Ridge.	661-8374
UNC Finley Golf Course	962-2349

RESTAURANTS

42nd St. Oyster Bar	831-2811
518 West Italian Cafe	829-2518
An	677-9229
Angus Barn	781-2444
Backyard Bistro	851-6203
Bella Monica	881-9778
Blinco's Sports Grille	785-5060
Bonefish Grill	677-1347
Buffalo Brothers.	782-4949
Caffé Luna	832-6990
Charlie Goodnight's Restaurant & Comedy Club	828-5233
Cheesecake Factory	781-0050
Edwards Mill Bar & Grill	783-5447
Five Star Restaurant	833-3311
Fox and Hound	781-4495
Gravy	896-8513
Hérons at The Umstead.	447-4200
Hibernian Pub	833-2258
Irregardless Café	833-8898
Margaux's	846-9846
McCormick & Schmick's	881-7848
Ole Time Barbecue	859-2544
PF Chang's	787-7754
The Pit	890-4500
Rey's Restaurant	380-0122
Ruth's Chris Steak House (Cary)	677-0033
Ruth's Chris Steak House (Raleigh)	791-1103
Solas	755-0755
Spirits Pub & Grub	462-7001
Sullivan's Steak House.	833-2888
Sushi Blues	664-8061
Vivace	787-7747
Woody's Sports Tavern & Grille	833-3000



NATIONAL HOCKEY LEAGUE

EXECUTIVE OFFICES

New York
1185 Avenue of the Americas
New York, NY 10036
212/789-2000; *Fax:* 212/789-2020
PR Fax: 212/789-2080

NHL – Toronto (NHL & NHLEC)
50 Bay Street, 11th Floor
Toronto, Ontario, M5J 2X8
416/359-7900; *Fax:* 416/981-2779
PR Fax: 416/981-2769

NHL – Montreal
1800 McGill College Avenue, Ste 2600
Montreal, Quebec, H3A 3J6
514/841-9220; *Fax:* 514/841-1070

2013-14 NHL COMMUNICATIONS STAFF

GARY MEAGHER, Executive Vice President, Communications (Toronto)
O: 416-359-7960, C: 416-729-4700, gmeagher@nhl.com

FRANK BROWN, Group Vice President, Content Integration
O: 212-789-2042, C: 347-853-4390, fbrown@nhl.com

JAMEY HORAN, Group Vice President, Communications & Player Development
O: 212-789-2785, C: 646-652-9981, jhoran@nhl.com

JOHN DELLAPINA, Group Vice President, Communications
O: 212-789-2115, C: 917-363-7988, jdellapina@nhl.com

BENNY ERCOLANI, Statistician & Information Officer (Toronto)
O: 416-359-7963, C: 416-729-5666, bercolani@nhl.com

GREG INGLIS, Senior Director, News Services
O: 212-789-2065, C: 347-853-2461, ginglis@nhl.com

NIRVA MILORD, Director, Communications
O: 212-789-2123, C: 917-715-6187, nmilord@nhl.com

JULIE YOUNG, Director, Communications (Toronto)
O: 416-359-7964, C: 416-605-3550, jyoung@nhl.com

SCHUYLER BAEHMAN, Senior Manager, Event Communications & Player Development
O: 212-789-2097, C: 908-917-0456, sbaehman@nhl.com

DAVID KEON, Senior Manager, Communications (Toronto)
O: 416-359-7962, C: 416-729-5665, dkeon@nhl.com

KERRY MCGOVERN, Senior Manager, Communications
O: 212-789-2172, C: 347-853-6009, kmcgovern@nhl.com

JENNIFER MOAD, Senior Manager, Communications (Toronto)
O: 416-359-7961, C: 416-527-2852, jmoad@nhl.com

TREVOR BJERGSO, Manager, Social Media (Toronto)
O: 416-359-7965, C: 416-540-5306, tbjergso@nhl.com

JOSH BERNSTEIN, Coordinator, Communications
O: 212-789-2609, jbpr@nhl.com
*Carolina Hurricanes media relations department alumnus

NICOLE BUCKLEY, Coordinator, Event Communications & Player Development
O: 212-789-2066, nicbuckley@nhl.com

ERICA YAKOBZON, Coordinator, Corporate Communications
O: 212-789-2157, eyakobzon@nhl.com

ORDER OF SELECTION FOR 2014 ENTRY DRAFT

The NHL Draft Lottery is a weighted lottery system to determine the order of selection for the first 14 picks of the NHL Draft.

The 14 teams that do not qualify for the 2013-14 Stanley Cup Playoffs, or clubs that acquire those clubs' 2014 first-round draft picks, participate in the drawing.

All 14 clubs have a chance at winning the right to the first overall selection. The odds of winning the lottery are determined by the teams' 2013-14 regular-season point totals. The lottery-winning team will draft first overall, with the remaining 13 teams slotted in reverse order of their regular-season point totals.

In the first round of the 2014 NHL Draft, the order of selection is as follows:

- a) The first 14 selections, as determined by the NHL Draft Lottery (see above);
- b) Clubs eliminated in the first two rounds of the 2014 Stanley Cup Playoffs, regular-season division winners excluded, in inverse order of points;
- c) Regular-season division winning clubs eliminated in the first two rounds of the 2014 Stanley Cup Playoffs, in inverse order of points;
- d) Clubs eliminated in the 2014 Conference Finals, in inverse order of points;
- e) Stanley Cup Finalist
- f) Stanley Cup Champion

In the second and subsequent rounds the order of selection is as follows:

- a) Non-playoff clubs in inverse order of points;
- b) Clubs eliminated in the first two rounds of the 2014 Stanley Cup Playoffs, regular-season division winners excluded, in inverse order of points;
- c) Regular-season division winning clubs eliminated in the first two rounds of the 2014 Stanley Cup Playoffs, in inverse order of points;
- d) Clubs eliminated in the 2014 Conference Finals, in inverse order of points;
- e) Stanley Cup Finalist
- f) Stanley Cup Champion

ENTRY LEVEL PLAYERS

1. Players 18 through 21 years of age when signing their first contract must remain in the entry-level system for a period of three years; players age 22 and 23 when signing their first contract are in the entry level system for two years; while those age 24 when signing their first contract are in the entry level system for one year. Players age 25 and older will not be subject to the entry level system and have no limits on their compensation. Age is defined as the player's age on September 15 of the calendar year in which he signs the contract, regardless of his actual age on the date he signs such contract.

2. In the event that a signed 18 or 19-year-old player does not play a minimum of 10 NHL games (regular season and/or playoffs) in his first season under contract, the term of his player contract and his number of years in the entry level system will be extended for a period of one year. The exception to this is a 19-year-old player who turns 20 years of age between September 16 and December 31 in his first contract year.

3. In the event that a player signs his first contract at age 18 and has had his Player Contract extended for one season already, and such player does not play at least 10 NHL games (regular season and/or playoffs) in the second season under that player's Player Contract, then the term of his Player Contract and his number of years in the Entry Level System shall be extended for one additional year.

INJURED RESERVE LIST

A Club may place a Player on the Injured Reserve List only if such Player is reasonably expected to be injured, ill or disabled and unable to perform his duties as a hockey Player for a minimum of seven (7) days from the onset of such injury, illness or disability.

- Players on the Injured Reserve List may attend team meetings, travel with the Club (at the Club's option) and participate in practice sessions with other Players on the Club's Active Roster.

- Players on Injured Reserve are prohibited from appearing in NHL Games, participating in pre-game warm-ups with their Clubs, or dressing in game uniforms on NHL Game days.

- Players on Injured Reserve and Injured Non-Roster shall have access to the Club's primary training and medical facilities during regular business hours provided, however, that the Club may restrict such Players' access during periods when Players on the Club's Active Roster are expected to be present at such primary training and medical facilities (e.g., pre-game skates, practices, games, medical and physical treatments for other Players) and within a reasonable period of time before and after such time periods.

- A Player who finishes an NHL Season on the Injured Reserve List and continues to be disabled and unable to perform his duties as a hockey Player by reason of the same injury at the time he reports to the Club's Training Camp in the next League Year, will again be eligible to be placed on the Club's Injured Reserve List. For any other Player who fails the Club's initial physical examination in any League Year, or is injured, ill or disabled while not on the Club's Active Roster, he shall not be eligible for, and may not be placed on, Injured Reserve, but instead shall be eligible to be, and may be designated as, Injured Non-Roster.

- Once a Player is placed on the Injured Reserve List, the Club may replace said Player on its NHL Active Roster with another Player, and during such period of his designation as an Injured Reserve Player he will not count against the Club's Active Roster limit, provided, however, that the Injured Reserve Player's Player Salary and Bonuses and his replacement's Player Salary and Bonuses are each included in calculating a Club's Actual Club Salary and Averaged Club Salary, and the Players' Share of the Team Payroll Range System.

REGULAR SEASON WAIVERS

For purposes of Regular Waivers, the five (5) year exemption for an 18 year old skater and the four (4) year exemption for a 19 year old skater shall both be reduced to three (3) years commencing the first season that the 18 or 19 year old skater plays in eleven (11) NHL Games or more. The next two (2) seasons, regardless of whether the skater plays any NHL

Games in either season, shall count as the second and third years toward satisfying the exemption.

For purposes of Regular Waivers, the six (6) year exemption for an 18 year old goalie and the five (5) year exemption for a 19 year old goalie shall both be reduced to four (4) years commencing the first season that the 18 or 19 year old goalie plays in eleven (11) NHL Games or more. The next three (3) seasons, regardless of whether the goalie plays any NHL

Games in any of those three (3) seasons, shall count as the next three (3) years toward satisfying the exemption.

The first season in which a Player who is age 20 or older plays in one (1) or more Professional Games shall constitute the first year for calculating the number of years he is exempt from Regular Waivers.

A Player 25 years old or older who plays in one (1) or more Professional Games in any season shall be exempt from Regular Waivers for the remainder of that season.

For Players age 20 or older, Professional Games include NHL Games, all minor league regular season and playoff games and any other professional games, including but not limited to, play in European leagues when Player is on Loan to such club, and while Player is party to an SPC.

TIE-BREAKING PROCEDURES

If two or more clubs are tied in points during the regular season, the standing of the clubs is determined in the following order:

1. The fewer number of games played (i.e., superior points percentage).
2. The greater number of games won, excluding games won in a Shootout. This figure is reflected in the ROW column in the League standings.
3. The greater number of points earned in games between the tied clubs. If two clubs are tied, and have not played an equal number of home games against each other, points earned in the first game played in the city that had the extra game shall not be included. If more than two clubs are tied, the higher percentage of available points earned in games among those clubs, and not including any "odd" games, shall be used to determine the standing.
4. The greater differential between goals for and against for the entire regular

season. (A victory in a Shootout counts as one goal for, while a shootout loss counts as one goal against).

23-MAN ROSTER

There shall be a maximum of twenty-three (23) Players on each Club's Active Roster at any one time, provided, however, that, on the date of each season's Trade Deadline, a Club's Active Roster may be increased to any number of Players the Club, in its discretion, so determines, subject to the Team Payroll Range System.

CRITICAL DATES

SEPTEMBER

- 11 Training camps open
- 14 Preseason schedule begins
Kraft Hockeyville:
Washington Capitals at Winnipeg Jets (Belleville, Ont.)
- 26 CCM/USA Hockey All-American Prospects Game (Pittsburgh, Pa.)
- 30 Opening day playing rosters set (3 p.m. ET)

OCTOBER

- 1 Opening night – 96th NHL regular season begins
Molson Canadian NHL Face-Off™ (Montreal, Que.)
Blackhawks raise Stanley Cup banner:
Washington Capitals at Chicago Blackhawks
Hockey Fights Cancer Awareness Month begins

NOVEMBER

- 8 Hockey Hall of Fame Game:
New Jersey Devils at Toronto Maple Leafs
- 11 Hockey Hall of Fame induction ceremony (Toronto, Ont.)
Inductees: Chris Chelios, Geraldine Heaney, Scott Niedermayer,
Brendan Shanahan (Player category); Fred Shero (Builder category)
- 29 2013 Discover NHL Thanksgiving Showdown™:
New York Rangers at Boston Bruins

DECEMBER

- 1 Signing deadline for Group 2 free agents (5 p.m. ET)
- 2 U.S. Hockey Hall of Fame induction and a celebration of Lester Patrick (Detroit, Mich.)
U.S. Hockey Hall of Fame inductees: Cindy Curley, Bill Guerin, Peter Karmanos Jr., Ron Mason, Doug Weight
- 23 Busiest day of NHL season – 14 games
- 19-27 Holiday roster freeze in effect:
For all players on an NHL active roster, injured reserve, or with non-roster and injured non-roster status as of midnight (local time) Dec. 19, a roster freeze shall apply through midnight (local time) Dec. 27, with respect to waivers, trades and loans, subject to the exceptions provided for in CBA Article 16.5 (d).
- 24-26 Holiday break (no scheduled practices – dressing rooms closed)
- 26 – 1/5 IIHF World Junior Championship (Malmo, Sweden)

JANUARY

- 1 2014 Bridgestone NHL Winter Classic®:
Toronto Maple Leafs at Detroit Red Wings (Michigan Stadium)
- 15 CHL/NHL Top Prospects Game (Calgary, Alta.)
- 18 Scotiabank Hockey Day in Canada (Host: Lloydminster, Alta./Sask.)
- 25 Coors Light NHL Stadium Series™:
Anaheim Ducks at Los Angeles Kings (Dodger Stadium)
- 26 Coors Light NHL Stadium Series™:
New York Rangers at New Jersey Devils (Yankee Stadium)
- 29 Coors Light NHL Stadium Series™:
New York Rangers at New York Islanders (Yankee Stadium)

FEBRUARY

- 1 Hockey is for Everyone Month begins
- 6, 7, 8 Olympic break begins (at the conclusion of each Club's final game)
- 11-12 AHL All-Star Classic (Location: TBA)
- 12 Olympic men's hockey tournament begins (Sochi, Russia)
- 22 Men's hockey bronze-medal game (Sochi, Russia)
- 23 Men's hockey gold-medal game (Sochi, Russia)
- 24 Olympic break ends (12:01 a.m. ET)
- 26 NHL regular season resumes
- 28 – 3/2 Hockey Weekend Across America presented by CCM (USA Hockey)

MARCH

- 1 Coors Light NHL Stadium Series™:
Pittsburgh Penguins at Chicago Blackhawks (Soldier Field)
- 2 2014 Tim Hortons NHL Heritage Classic™:
Ottawa Senators at Vancouver Canucks (BC Place)
Hockey Day in America (NBC)
- 5 Trade deadline (3 p.m. ET)
- 10-12 NHL General Managers Meeting (Boca Raton, Fla.)

APRIL

- 10, 12 NCAA Frozen Four (Philadelphia, Pa.)
- 13 Last day of regular season
- 16 Stanley Cup Playoffs begin
- 17-27 IIHF Under-18 World Championship (Lappeenranta and Imatra, Finland)

MAY

- 9-25 IIHF World Championship (Minsk, Belarus)
- 16-25 CHL Memorial Cup (London, Ont.)
- 25-31 NHL Combine (Toronto, Ont.)

JUNE

- 18 Last possible day for 2014 Stanley Cup Final
- TBA Deadline for first club-elected salary arbitration (later of June 15 or 48 hours after the conclusion of the Stanley Cup Final, 5 p.m. ET)
- 25 NHL Awards (Las Vegas, Nev.)
- 27-28 NHL Draft (Philadelphia, Pa.)

JULY

- 1 Free agency begins (12 p.m. ET)
- 5 Deadline for player-elected salary arbitration notification (5 p.m. ET)
- 6 Deadline for club-elected salary arbitration notification (5 p.m. ET)
- 20 – 8/6 Salary arbitration hearings held

AUGUST

- 8 Deadline for salary arbitration decisions to be rendered

Abduction: Movement of a joint away from the center of the body.

AC Joint (Acromioclavicular joint): Joint of the shoulder where acromion process of the shoulder blade and the distal end of the collarbone meet; most shoulder separations occur at this point.

Adduction: Movement of a joint toward the center of the body.

Adhesion: Abnormal adherence of collagen fibers to surrounding structures during immobilization following trauma or as a complication of surgery which restricts normal elasticity of the structures involved; or scar tissue which forms after trauma or surgery which can restrict normal motion.

Aerobic: Exercise in which energy needed is supplied by oxygen inspired and is required for sustained periods of vigorous exercise with a continually high pulse rate.

Anabolic Steroids: Steroids that promote tissue growth by creating protein in an attempt to enhance muscle growth. The main anabolic steroid is testosterone (male sex hormone).

Anaerobic: Exercise without the use of oxygen as an energy source; short bursts of vigorous exercise.

Anterior Cruciate Ligament (ACL): A primary stabilizing ligament within the center of the knee joint that prevents hyperextension and excessive rotation of the joint. A complete tear of the ACL necessitating reconstruction could require up to 12 months of rehabilitation.

Anti Inflammatory: Any agent which prevents inflammation, such as aspirin or ibuprofen.

Arteriogram: A film demonstrating arteries after injection of a dye.

Arthrogram: X ray technique for joints using air and/or dye injected into the affected area; useful in diagnosing meniscus tears of the knee and rotator cuff tears of the shoulder.

Arthroscope: An instrument used to visualize the interior of a joint cavity.

Arthroscopy: A surgical examination of the internal structures of a joint by means of observation through an arthroscope. An arthroscopic procedure can be used to remove or repair damaged tissue or as a diagnostic procedure in order to inspect the extent of any damage or confirm a diagnosis.

Atrophy: To shrivel or shrink from disuse; as in muscular atrophy.

Baker's Cyst: Localized swelling of a bursa sac in the back of the knee as a result of fluid that has escaped from the knee capsule. A Baker's cyst indicates that there is a trauma inside the knee joint that leads to excessive fluid production.

Bone Scan: An imaging procedure in which a radioactive labeled substance is injected into the body to determine the status of a bone injury. If the radioactive substance is taken up by the bone at the injury site, the injury will show as a 'hot spot' on the scan image. The bone scan is particularly useful in the diagnosis of stress fractures.

Bursa: A fluid filled sac located in areas where friction is likely to occur. The bursa sac minimizes the friction, for example, between a tendon and bone.

Cartilage: Smooth, slippery substance preventing two ends of bones from rubbing together and grating. Most joints use this to cover bones next to each other. A meniscus is made of cartilage.

CAT Scan (Computerized Tomography): Use of a computer to produce a cross-sectional view of the anatomical part being investigated from x ray data.

Chondromalacia: Roughening of the articular cartilage. Best known for the roughening of the underside of the kneecap, which can occur in any kneecap injury.

Clavicle: Collarbone; the bone connecting the breastbone with the shoulder blade.

Closed Reduction: Re-alignment of a fracture or dislocation without surgery.

Coccyx: The 'tailbone,' a group of four vertebrae that are fused together to form a small triangular bone, located at the terminal end of the spine.

Concussion: Jarring injury of the brain resulting in dysfunction. It can be graded as mild, moderate or severe, depending on loss of consciousness, amnesia and loss of equilibrium.

Contusion: An injury to a muscle and tissues caused by a blow from a blunt object.

Corticosteroids: Used to suppress joint inflammation and inflammation in a bursa or near tendons.

Cryotherapy: A treatment with the use of cold.

Cyst: Abnormal sac containing liquid or semi solid matter.

Degenerative Joint Disease: Changes in the joint surfaces as a result of repetitive trauma and 'wear and tear'.

Deltoid Ligament: Ligament that connects the tibia to bones of the medial aspect of the foot and is primarily responsible for stability of the ankle on the medial side. Is sprained less frequently than other ankle ligaments.

Deltoid Muscle: Muscles at the top of the arm, just below the shoulder, responsible for shoulder motions in the front, side and back.

Disc, Intervertebral: A flat, rounded plate between each vertebrae of the spine. The disc consists of a thick fiber ring which surrounds a soft gel like interior. It functions as a cushion and shock absorber for the spinal column.

Dislocation: Complete displacement of joint surfaces.

Electromyogram (EMG): Test to determine nerve function.

Epicondylitis: Inflammation of tendons at the elbow due to overuse. Common in tennis players (outer part of elbow) and golfers (inner part of elbow).

Etiology: Study of the cause of injury and disease.

Extension: Action of straightening of a joint as achieved by an extensor muscle.

Fascia: A connective tissue sheath consisting of fibrous tissue and fat which unites the skin to the underlying tissue.

Fat Percentage: The amount of body weight that is adipose, fat tissue. Fat percentage can be calculated by underwater weighing, measuring select skinfold thickness or by analyzing electrical impedance.

Femur: Thighbone; longest bone in the body.

Fibula: Smaller of the two bones in the lower leg; runs from the knee to the ankle along the outside of the lower leg.

Flexibility: The ability of muscle to relax and yield to stretch forces.

Fracture: Breach in continuity of a bone. Types of fractures include simple, compound, comminuted, greenstick, incomplete, impacted, longitudinal, oblique, open, stress or transverse.

Glenohumeral: The shoulder girdle; consists of the glenoid capsule, head of the humerus and labrum.

Glenoid: Cavity of the scapula into which the head of the humerus fits to form the shoulder girdle.

Glenoid Labrum: A rim of fibrocartilaginous tissue attached around the margin of the glenoid fossa.

Grade One Injury: A mild injury in which ligament, tendon or other musculoskeletal tissue may have been stretched, but not torn or otherwise disrupted.

Grade Two Injury: A moderate injury in which musculoskeletal tissue has been partially, but not totally torn, causing appreciable limitation in function of the injured tissue.

Grade Three Injury: A severe injury in which tissue loss has been significant, and in many cases, totally torn or otherwise disrupted, causing a virtual loss of function.

Groin: Junction of the thigh and abdomen, location of muscles that rotate, flex and adduct the hip.

Hammer Toe: Condition when the first digit of a toe is at a different angle than the remaining digits of the same toe.

Hamstring: Category of muscle that runs from the buttocks to the knee along the back of the thigh. It functions to flex the knee and is often times injured as a result of improper conditioning or lack of muscle flexibility.

Hemarthrosis: Accumulation of blood within a joint as a result of an acute injury.

Hematoma: Mass produced by an accumulation of coagulated blood in a cavity or in soft tissues.

High Ankle Sprain: Disruption of thick connective tissue between the tibia and fibula above the ankle joint.

Hip Pointer: Contusion to the iliac crest.

Hydrotherapy: Treatment using water.

Hyperextension: Extreme extension of a limb or body part.

Ice and Stimulation: Use of ice to reduce inflammation and muscle stimulation by surface electrodes to maintain muscle strength used in rehabilitation of injury.

Iliotibial Band: A thick, wide fascial layer that runs from the iliac crest to the knee joint on the outside of the thigh.

Inflammation: The body's natural response to injury in which the injury site might display various degrees of pain, swelling, heat, redness and/or loss of function.

Isometric Contraction: Muscular contraction in which tension is developed but no mechanical work is done.

Labrum (Labrum Glenoidule): The cartilage of the glenoid cavity in the shoulder. A lip edged or lip like structure.

Lateral Collateral Ligament (LCL): Ligament of the knee along the outer aspect that connects the femur to the fibula. It provides lateral stability to the joint.

Ligament: Band of fibrous tissue that connects bone to bone or bone to cartilage and supports and strengthens joints.

Magnetic Resonance Imaging (MRI): Imaging procedure in which a radio frequency pulse causes certain electrical elements of the injured tissue to react to this pulse and through this process a computer display and permanent film establish a visual image. MRI does not require radiation and is very useful in the diagnosis of soft tissue, disc and meniscus injuries.

Mandible: Jaw bone.

Medial Collateral Ligament (MCL): Ligament of knee along the inner aspect that connects the femur to the tibia.

Meniscus: Crescent-shaped cartilage, usually pertaining to the knee joint; also known as cartilage. There are two menisci in the knee: medial and lateral. These work to absorb weight within the knee and provide stability.

Metacarpals: Five long bones of the hand, joining the fingers to the wrist.

Metatarsals: Five long bones of the foot, running from the ankle to the toes.

Myositis: Inflammation of a muscle.

Open Reduction: Re-alignment of a fracture or dislocation with surgery.

Orthotic: Any device applied to or around the body of physical impairment of disability. Commonly used to control foot mechanics.

Osteochondritis Dessicans: A piece of bone and/or cartilage loosened from its attachment after trauma and a cause of a lesion.

Osteomyelitis: An inflammatory disease of bone caused usually by infection with streptococcus or staphylococcus bacteria.

Patella: The kneecap. The patella functions to protect the distal end of the femur as well as increase the mechanical advantage and force generating capacities of the quadriceps muscle group.

Plantar Fasciitis: Inflammation of the plantar (a thick tissue on the bottom of the foot which helps create the arch) fascia; associated with overuse or acute foot injury.

Posterior Cruciate Ligament (PCL): A primary stabilizing ligament of the knee that provides significant stability and prevents displacement of the tibia backward within the knee joint. A complete tear of this ligament necessitating reconstruction could require up to 12 months of rehabilitation.

Quadricep Muscles: A group of four muscles of the front thigh that run from the hip and form a common tendon at the patella; they are responsible for knee extension.

Radius: Bone in the forearm from elbow to the thumb side of the wrist.

Reconstruction: Surgical rebuilding of a joint using natural, artificial or transplanted materials.

Rotator Cuff: Comprised of four muscles in the shoulder area that can be irritated by overuse. The muscles are the supraspinatus (most commonly injured), infraspinatus, teres minor and subscapularis.

Sacroiliac: Junction of the sacrum, the lower back bone, with the pelvis.

Sacrum: Group of five fused vertebrae located just below the lumbar vertebrae of the lower back, which form part of the pelvis.

Scapula: Shoulder blade.

Sciatica: Irritation of the sciatic nerve resulting in pain or tingling running down the inside of the leg.

Sciatic Nerve: Major nerve that carries impulses for muscular action and sensations between the low back and thigh and lower leg; it is the longest nerve in the body.

Shin Splint: A catch all syndrome describing pain in the shin that is not a fracture or tumor and cannot be defined otherwise.

Spleen: Large, solid organ responsible for the normal production and destruction of blood cells located under the left rib cage.

Spondylosis: Abnormal vertebral fixation or immobility, or a general term for arthritis of the spine.

Sprain: Injury resulting from the stretching or twisting of the joint and causes various degrees of stretching or tearing of a ligament or other soft tissue at the joint.

Strain: Injury resulting from a pulling or torsion to the muscle or tendon that causes various degrees of stretching or tearing to the muscle or tendon tissue.

Stress Fracture: A hair line type of break in a bone. Caused by overuse.

Subluxation: Partial dislocation of a joint. The term usually implies that the joint can return to a normal position without formal reduction.

Synovial Fluid: Lubricating fluid for joints and tendons, produced in synovium, or the inner lining of a joint.

Synovitis: Inflammation of the synovial lining of a joint.

Talus: The ankle bone that articulates with the tibia and fibula to form the ankle joint.

Tarsals: Group of seven bones of the foot consisting of the calcaneus, talus, cuboid and three cuneiform bones.

Tendinitis: Inflammation of the tendon and/or tendon sheath, caused by chronic overuse or sudden injury.

Tendon: Tissue that connects muscle to bone.

Tenosynovitis: Swelling or inflammation of a tendon sheath caused by calcium deposits, repeated strain or trauma.

Tibia: Shin bone; larger of the two bones of the lower leg and is the weight bearing bone of the shin.

Transcutaneous Electrical Nerve Stimulator (TENS): An electrical modality that sends a mild current through pads at the injury site which stimulates the brain to release the natural analgesic endorphin.

Transverse Process: Small lateral projection off the right and left side of each vertebrae that functions as an attachment site for muscles and ligaments of the spine.

Triceps: Muscle of the back of the upper arm, primarily responsible for extending the elbow.

Ulna: Inner bone of the forearm that runs from the tip of the elbow to the little finger side of the wrist.

Ulnar Nerve: Nerve in the elbow commonly irritated from excessive throwing.

Ultrasound: An electrical modality that transmits a sound wave through an applicator into the skin to the soft tissue in order to heat the local area for relaxing the injured tissue and/or disperse edema... Also a type of imaging study for certain body areas.

"Wind Knocked Out": Syndrome describing a contraction of the abdominal nerve trunk, the solar plexus, as a result of an abdominal contusion.

HOW TO FIGURE

**** NOTE:** No individual skater/goaltender statistics apply for the shootout

ASSIST:	An assist is awarded to the player or players (maximum of two) who touched the puck prior to the goal, provided no defender plays or possesses the puck in between.
GAME PLAYED:	A player receives credit for playing in a game if: i) he steps on the ice during time played or; ii) serves any penalty.
GAME-WINNING GOAL:	After the final score has been determined, the goal which leaves the winning Club one goal ahead of its opponent is the game-winning goal (example: if Team A beats Team B 8-3, the player scoring the fourth goal for Team A receives credit for the game-winning goal).
GOAL:	A goal is awarded to the last player on the scoring Club to touch the puck prior to the puck entering the net.
GOALS-AGAINST AVERAGE:	Multiply goals allowed (GA) by 60 and divide by minutes played (MINS).
GOALTENDER:	A goaltender receives a "W" for a win in regulation, overtime or shootout; an "L" for a loss in regulation; or an "OT" for a loss in overtime or shootout.
PENALTY-KILLING PCT.:	Subtract total number of power-play goals allowed from total number of shorthanded situations to get total number of power-plays killed. Divide the total number of power-plays killed by the total number of shorthanded situations.
PLUS-MINUS:	A player receives a "plus" if he is on the ice when his Club scores an even-strength or shorthand goal. He receives a "minus" if he is on the ice for an even-strength or shorthand goal scored by the opposing Club. The difference in these numbers is considered the player's plus-minus statistic.
POWER-PLAY GOAL:	<p>A goal scored by a Club while it has a manpower advantage due to an opponent's penalty. Following are some examples of what is and is not considered a power-play goal:</p> <ul style="list-style-type: none">• if a Club has an advantage on a minor penalty starting at 2:02 of the period and it scores at 4:02, the goal is not a power-play goal.• if a Club scores on a delayed penalty, the goal is not a power-play goal.• if a Club has an advantage due to a five-minute major or match penalty, that Club is always credited with having one more advantage than the number of power-play goals it scores during that advantage, because the penalty does not expire. A new advantage begins after each power-play goal. For example, if Team A scores three goals during a major penalty, it is credited with four advantages.• if a Club is on a power-play for any length of time, it is considered to have had an advantage.• if a minor penalty is incurred by a Club on a power-play due to a major penalty, a new advantage is given to that Club when its minor penalty expires, provided the opponent's major penalty is still in effect.
POWER-PLAY PERCENTAGE:	Total number of power-play goals divided by total number of power-play opportunities.
SAVE PERCENTAGE:	Subtract goals allowed (GA) from shots against (SA) to determine saves. Then divide saves by shots-against.
SHOOTING PERCENTAGE:	Divide the number of goals scored by the number of shots taken.
SHORTHANDED GOAL:	A goal scored by a Club while it is at a manpower disadvantage. The same cases apply for shorthand as for power-play goals, but in the opposite manner.
SHOT ON GOAL:	If a player shoots the puck with the intention of scoring and if that shot would have gone in the net had the goaltender not stopped it, the shot is recorded as a "shot on goal".
SHUTOUT:	If two goaltenders combine for a shutout, neither receives credit for the shutout. Instead it is recorded as a Club shutout.
TENTHS OF A SECOND:	If a penalty or goal occurs in the last minute, the time is rounded off to the previous second (ex: if a penalty is called with 12.4 seconds left in a period, the time is indicated as 19:47 and not 19:48.)
COACHES RECORD:	A coach receives a "W" for a win in regulation, overtime or shootout; an "L" for a loss in regulation; or an "OT" for a loss in overtime or shootout.



2013-14 CAROLINA HURRICANES SEASON SCHEDULE

TICKETS: 1-866-NHL-CANes (1-866-645-2263)

SEPTEMBER P PRESEASON

SUN	MON	TUE	WED	THU	FRI	SAT
15	16	17	CBJ 7:00 P 18	BUF 7:00 P 19	MTL* 7:30 P 20	MTL 7:00 P 21
22	23		CBJ 7:00 P 25	BUF 7:00 P 26		28
29	30	24	25	26	27	

*Sept. 20: Pepsi Colisse, Quebec City

OCTOBER ☆ OPENING NIGHT

SUN	MON	TUE	WED	THU	FRI	SAT
		1	2	3	DET 7:00 ☆ 4	5
PHI 5:00 6	7	PIT 7:00 8	9	WSH 7:00 10	LA 7:00 11	12
PHX 1:00 13	14	CHI 7:00 15	16	TOR 7:00 17		NYI 7:00 19
20	21	22	23	MIN 8:00 24	COL 9:00 25	26
27	PIT 7:00 28	29	30	31		

NOVEMBER

SUN	MON	TUE	WED	THU	FRI	SAT
					TB 7:00 1	NYR 7:00 2
3	4	PHI 7:30 5	6	NYI 7:00 7	8	MIN 7:00 9
10	11	COL 7:00 12	13	14	ANA 7:00 15	STL 8:00 16
17	BOS 7:00 18	19	20	DET 7:30 21	22	BOS 1:00 23
OTT 5:00 24	25	26	NJ 7:00 27	28	NJ 7:00 29	30

DECEMBER

SUN	MON	TUE	WED	THU	FRI	SAT
VAN 1:00 1	2	WSH 7:00 3	4	NSH 8:00 5	SJ 7:00 6	7
8	VAN 10:00 9	EDM 9:30 10	11	CGY 9:00 12	13	PHX 8:00 14
15	16	17	18	19	WSH 7:00 20	TB 7:00 21
22	7:00 23	24	25	26	PIT 7:00 27	28
TOR 7:00 29	30	MTL 7:00 31				

JANUARY

SUN	MON	TUE	WED	THU	FRI	SAT
			1	WSH 7:00 2	3	NYI 7:00 4
NSH 7:00 5	6	BUF 7:00 7	8	TOR 7:00 9	CBJ 7:00 10	11
12	CGY 7:00 13	14	15	16	17	FLA 7:00 18
TB 5:00 19	20	PHI 7:00 21	22	BUF 7:00 23	OTT 7:00 24	25
26	CBJ 7:00 27	MTL 7:30 28	29	30	STL 7:00 31	

FEBRUARY

SUN	MON	TUE	WED	THU	FRI	SAT
						1
2	3	WPG 7:00 4	5	6	FLA 7:00 7	MTL 6:00 8
9	10	11	12	13	14	15
16	17	18	19	20	21	22
23	24	25	26	DAL 8:30 27	28	

Feb. 9-25: NHL Olympics Break

MARCH

SUN	MON	TUE	WED	THU	FRI	SAT
						LA 4:00 1
ANA 8:00 2	3	SJ 10:30 4	5	6	NYR 7:00 7	NJ 7:00 8
9	10	NYR 7:00 11	12	BUF 7:00 13	14	BOS 1:00 15
EDM 3:00 16	17	CBJ 7:00 18	19	20	CHI 8:00 21	WPG 7:00 22
23	24	NYI 7:00 25	26	FLA 7:30 27	28	CBJ 7:00 29
30	OTT 7:30 31					

APRIL

SUN	MON	TUE	WED	THU	FRI	SAT
		PIT 7:00 1	2	DAL 7:00 3	4	NJ 7:00 5
6	7	NYR 7:00 8	9	WSH 7:00 10	DET 7:30 11	12
PHI 3:00 13	14	15	16	17	18	19

All 2013-14 Games can be heard on the Hurricanes Radio Network and its flagship station, 99.9 FM The Fan ESPN Radio.



HOME AWAY Third Jersey White Jersey

South Plaza Party Carolina Ale House Cool Bars

TV All 2013-14 Games Televised and available in High Definition.
For a full broadcast schedule, visit CarolinaHurricanes.com.



CAROLINAHURRICANES.COM