

OCTOBER

SUN	MON	TUE	WED	THU	FRI	SAT
				TB 7:00 N		DET 7:00 N
		1	2	3	4	5
6	7	8	9	COL 7:00 N	11	CBJ 2:00 N
13	DET 1:00 N	15	16	FLA 7:30 N	18	TB 7:00 N
20	21	22	23	24	25	26
27	28	29	30	31		

DECEMBER

SUN	MON	TUE	WED	THU	FRI	SAT
				MTL 7:30 N		PIT 7:00 N
1	2	3	4	5	6	7
TOR 7:00 N		CGY 9:30 N		EDM 9:30 N		VAN 10:00 N
15	16	17	18	19	20	21
22	23	24	25	26	27	28
29	30	31				

FEBRUARY

SUN	MON	TUE	WED	THU	FRI	SAT
						EDM 1:00 N
2	3	4	5	6	7	8
9	10	11	12	13	14	15
16	17	18	19	20	21	22
23	24	25	26	27	28	

APRIL

SUN	MON	TUE	WED	THU	FRI	SAT
			DET 8:00 NBCS	TOR 7:30 N		PHI 1:00 N
6	7	8	9	10	11	12
NJ 3:00 N						
13	14	15	16	17	18	19

NOVEMBER

SUN	MON	TUE	WED	THU	FRI	SAT
						NYI 7:00 N
3	4	5	6	7	8	9
10	11	12	13	14	15	16
17	18	19	20	21	22	23
24	25	26	27	28	29	30

JANUARY

SUN	MON	TUE	WED	THU	FRI	SAT
				NSH 7:00 N		WPG 1:00 N
5	6	7	8	9	10	11
12	13	14	15	16	17	18
19	20	21	22	23	24	25
26	27	28	29	30	31	

MARCH

SUN	MON	TUE	WED	THU	FRI	SAT
						WSH 1:00 N
2	3	4	5	6	7	8
9	10	11	12	13	14	15
16	17	18	19	20	21	22
23	24	25	26	27	28	29



BOSTON BRUINS
2013-14 SCHEDULE

BOSTONBRUINS.COM
617.624.BEAR(2327)

HOME **AWAY**

N - NESN | NBCS - NBC SPORTS NETWORK | NBC - NBC TV

All start times are ET and subject to change. All games can be heard on 98.5 The Sports Hub. Check your local listings for TV broadcast information. Visit BOSTONBRUINS.COM for the most up-to-date information. © Boston Professional Hockey Association, Inc. © NHL.

TABLE OF CONTENTS



Table of Contents.....	1
Club Directory.....	2

OWNERSHIP & EXECUTIVE

Jeremy M. Jacobs.....	4
Charlie Jacobs.....	5
Cam Neely.....	6
Harry Sinden.....	7

HOCKEY OPERATIONS

Peter Chiarelli.....	10
Jim Benning.....	11
Don Sweeney.....	11
Scott Bradley.....	12
Keith Gretzky.....	12
Scott Fitzgerald.....	12
Scouting Staff.....	13
Support Staff.....	13
Claude Julien.....	14
Doug Houda.....	15
Geoff Ward.....	15
Doug Jarvis.....	15
Bob Essensa.....	16
John Whitesides.....	16
Training Staff.....	17
Equipment Staff.....	17

THE PLAYERS

2013-14 Roster.....	20
Bartkowski, Matt.....	21
Bergeron, Patrice.....	22-23
Boychuk, Johnny.....	24-25
Camara, Anthony.....	26
Campbell, Gregory.....	27-28
Camper, Carter.....	29
Caron, Jordan.....	30
Casto, Chris.....	31
Chara, Zdeno.....	32-34
Cross, Tommy.....	35
Cunningham, Craig.....	36
Eriksson, Loui.....	37-38
Fallstrom, Alexander.....	39
Flick, Rob.....	40
Florek, Justin.....	41
Fraser, Matt.....	42
Griffith, Seth.....	43
Hamilton, Dougie.....	44
Iginla, Jarome.....	45-47
Johnson, Chad.....	48
Johnson, Nick.....	49-50
Kelly, Chris.....	51-52
Khokhlachev, Alexander.....	53
Knight, Jared.....	54
Krejci, David.....	55-56
Krug, Torey.....	57
Lindblad, Matt.....	58
Lucic, Milan.....	59-60
Marchand, Brad.....	61-62
McQuaid, Adam.....	63-64
Miller, Kevan.....	65
Moore, Mike.....	66
Morrison, Adam.....	67
Morrow, Joe.....	68
Paille, Daniel.....	69-70

Randell, Tyler.....	71
Rask, Tuukka.....	72-73
Robins, Bobby.....	74
Savard, Marc.....	75-76
Seidenberg, Dennis.....	77-78
Smith, Reilly.....	79
Soderberg, Carl.....	80
Spooner, Ryan.....	81
Subban, Malcolm.....	82
Svedberg, Niklas.....	83
Thornton, Shawn.....	84-85
Trotman, Zach.....	86
Warsofsky, David.....	87
In The System.....	88-91
Minor League Affiliates.....	92-94

2012-13 SEASON IN REVIEW

Regular Season Scoring.....	96
Playoff Scoring.....	97
Game-by-Game Results.....	98-99
Season Notables.....	100
Playoff Notables.....	101
Season Series vs. NHL Teams.....	102-115
Playoff Series.....	116-119
Final NHL Standings.....	120
Stanley Cup Trail.....	121
NHL Trophy Winners.....	122

REGULAR SEASON RECORDS

Year-by-Year, Overall.....	124-125
Year-by-Year, Home & Road.....	125-126
Year-by-Year Leading Scorers.....	127-128
50-Goal, 100-Point Scorers.....	128
Longest Goal & Point Streaks.....	128
Bests & Worst.....	129-132
Penalty Shots For.....	133
Penalty Shots Against.....	134
Shootout Records.....	135-136
Team Records.....	137
Individual Records.....	137-138
All-Time Game-by-Game Results, Notables & Scoring.....	139-188
The Last Time.....	189

PLAYOFF RECORDS

Year-by-Year Records.....	192
Playoff Series Summaries.....	193
All-Time vs. NHL Teams.....	194
Team Records.....	195-196
Individual Records.....	196-197
Top Ten Category Leaders.....	197
Comebacks & Blown Leads.....	198
Penalty Shots For & Against.....	198
Stanley Cup Championship Teams.....	198
Overtime Records & Victories.....	199
Overtime Defeats.....	200
Hat Tricks For & Against.....	201
Shutouts For.....	202
Shutouts Against.....	203
All-Time Game-by-Game Results, Notables & Scoring.....	204-216
The Last Time.....	217

HISTORY

Presidents, General Managers, Coaches & Captains.....	220
All-Time Top 20 Scorers.....	221
Lifetime Leaders.....	221
Lifetime Leaders by Position.....	222
Lifetime Leaders by Country of Birth.....	223
Bruins Father & Son Combinations.....	223
Bruins Brother Combinations.....	223
Bruins All-Stars.....	224
Bruins in the Hall of Fame.....	225
Bruins Honored Numbers.....	226-227
Bruins NHL Trophy Winners.....	228
Bruins Team Trophy Winners.....	229-230
John Carlton Memorial Trophies.....	230
All-Time Roster & Statistics.....	231-251
All-Time Goaltenders & Statistics.....	251-252
All-Time Coaching Records.....	253-254
All-Time Sweater Numbers.....	255-256
All-Time Trade Register.....	257-261
All-Time Draft Selections.....	262-263

VS. THE NHL

NHL Club Directories & Bruins Lifetime vs. NHL Teams.....	266-294
Year-by-Year Season Series by Team.....	295-309

OFF THE ICE

Business Operations Executives.....	312
Communications Staff & Media Information.....	313-315
On the Air with the Bruins.....	316
Additional Bruins Staff.....	317
TD Garden.....	318



BOSTON BRUINS 2013-2014 Official Guide & Record Book

Editor

Heidi Holland

Photographers

Steve Babineau, Brian Babineau,
Getty Images

Graphic Design

Jason Petrie

CLUB DIRECTORY



OWNERSHIP

Owner & Governor, Boston Bruins;
Chairman, NHL Board of Governors..... Jeremy M. Jacobs
Principal, Boston Bruins..... Charlie Jacobs
Alternate Governors Charlie Jacobs,
Jeremy Jacobs, Jr., Louis Jacobs,
Harry Sinden, Peter Chiarelli, Cam Neely
Senior Advisor to the Owner..... Harry Sinden

EXECUTIVE

President..... Cam Neely
Senior Vice President, Sales Glen Thornborough
Vice President, Finance..... Jim Bednarek
Vice President, Marketing..... Jen Compton
Vice President, Communications & Content Matthew Chmura
Vice President, Corporate Partnerships..... Chris Johnson
Vice President, Premium Sales & Service..... Leah Leahy
Director of Administration Dale Hamilton-Powers
Executive Assistants Rita Brandano, Maria Poirier
Administrative Assistant Karen Ondo

HOCKEY OPERATIONS

General Manager Peter Chiarelli
Assistant General Managers..... Jim Benning, Don Sweeney
Director of Player Personnel..... Scott Bradley
Director of Amateur Scouting Keith Gretzky
Assistant Director of Amateur Scouting Scott Fitzgerald
Scouting Staff..... P. J. Axelsson, Mike Chiarelli, Adam Creighton,
Jukka Holtari, Denis LeBlanc, Dean Malkoc, Mike McGraw,
Tom McVie, Keith Sullivan, Svenake Svensson
Director of Hockey Administration & Scout..... Ryan Nadeau
Assistant to Hockey Administration..... Whitney Delorey
Team Road Services Coordinator John Bucyk

COACHING

Head Coach..... Claude Julien
Assistant Coaches..... Doug Houda, Geoff Ward, Doug Jarvis
Goaltending Coach..... Bob Essensa
Video Analyst Jeremy Rogalski

MEDICAL, TRAINING and EQUIPMENT

Strength & Conditioning Coach..... John Whitesides
Athletic Trainer..... Don DelNegro
Physical Therapist..... Scott Waugh
Assistant Athletic Trainer & Massage Therapist Derek Repucci
Equipment Manager Keith Robinson
Assistant Equipment Managers..... Jim "Beets" Johnson, Matt Falconer
Head Team Physician/Orthopedist Dr. Peter Asnis
Team Internist..... Dr. David Judge

COMMUNICATIONS

Director of Publications & Information Heidi Holland
Assistant Director of Media Relations..... Eric Tosi
Digital Content Specialist Caryn Switaj
Communications Specialist..... Erika Wentzell
Content Specialist Brandon McNelis
Web Video Producer..... Jonathan Gotlib

MARKETING and COMMUNITY RELATIONS

Director of Marketing Chris DiPierro
Director of Community Relations Kerry Collins
Director of Interactive..... Darrell Wood
Digital Marketing Manager..... Liz d'Entremont
Digital Content Producer Michael Berger
Creative Marketing Manager Brandon Anthony
Youth Hockey Development Manager..... Mike Dargin
Marketing Coordinator..... Renee Riva
Promotions Coordinator Andrea Mazzarelli
Community Relations Coordinator..... Ashley Hansen
Graphic Designer..... Jason Petrie
Digital Marketing Designer Matt Hunter

BOSTON BRUINS FOUNDATION and ALUMNI OFFICE

Executive Director, Boston Bruins Foundation Bob Sweeney
Boston Bruins Foundation Coordinator..... Zack Fitzgerald
Boston Bruins Alumni Coordinator Mal Viola

SALES, FAN RELATIONS and RETAIL

Client Services Manager, The Premium Club..... Tamala Levin
Director of Ticket Sales Mark Rodrigues
Retail Director..... Lauma Cerlins
Business Analyst..... Mark Steffan
Ticket Sales Manager..... Chad Cardinal
Fan Relations Manager..... John Cadigan
Season Sales Account Executives Matt Gulley, Kevin Stone, Tina Zettel
Group Sales Account Executives Rachel Hansen, Briana Lynch,
Caillin Miller
Fan Relations Representatives Chris Gutierrez, Ben Papapietro,
Keith Ricci, Kaitlin Rowe, Erin Silva, Richard Yutkins

FINANCE, LEGAL, HUMAN RESOURCES and BOX OFFICE

Controller..... Rick McGlinchey
Staff Accountant..... Linda Bartlett
Accounting Manager..... Wesley Dauer
Accounting Coordinator..... Rick McGlinchey, Jr.
Payroll & Benefits Manager Botin Bou-James
Assistant General Counsel..... Matt Reece
Legal Assistant Binnie Hundley
Director of Human Resources Shauna K. Gilhooly
Human Resources Manager..... Kate Green
Director of Ticket Operations..... Matthew Whelan
Assistant Director of Ticket Operations..... Jim Foley
Assistant Box Office Manager Courtney McNeice
Ticket Office Receptionist..... Jo-Ann Connolly-White

MISCELLANEOUS

Arena..... TD Garden (capacity 17,565)
Colors Black and Gold
TV Rightsholder..... New England Sports Network (NESN)
Jack Edwards (play-by-play) and Andy Brickley (analyst);
Dale Arnold (Studio Host)
Radio Rightsholder 98.5 The Sports Hub (CBS Radio Boston, 98.5 FM)
Dave Goucher (play-by-play) and Bob Beers (analyst)

OWNERSHIP & EXECUTIVE



JEREMY M. JACOBS

OWNER, BOSTON BRUINS | CHAIRMAN, NHL BOARD OF GOVERNORS



Jeremy M. Jacobs is the owner of the Boston Bruins and Chairman & CEO of Delaware North Companies, one of the world's leading hospitality and food service companies.

Mr. Jacobs has owned the Boston Bruins for more than thirty years and is one of the most respected sports business leaders in the world. The team was honored by the Sports Business Journal in 2012 with their prestigious Sports Team of the Year award.

What he termed his "greatest accomplishment" came when he went on the ice in Vancouver on June 15, 2011 to join in the celebrations as his Bruins won the Stanley Cup and fulfilled his dream of bringing an NHL championship to the city of Boston. He is determined to repeat that experience.

He has served as Chairman of the NHL Board of Governors since 2007 and serves on its Executive Committee. He is frequently cited as one of the most influential people in sports business.

An avid sportsman, his ownership of the Bruins continues a family tradition at the helm of a sports franchise—including ownership of the Cincinnati Royals basketball team and minor league baseball and hockey teams. He was inducted into the Western New York Sports Hall of Fame in 2006.

He has been at the helm of Delaware North for more than forty years, leading it to its ranking as one of the largest and most admired privately held companies in North America with \$2.3 billion in revenue and 50,000 associates serving half a billion customers on three continents.

The company's operations include global sports stadia and arenas, worldwide airports, destination resorts, national and state parks and gaming and entertainment venues. The company's locations range from Kennedy

Space Center and Yosemite National Park to London's Wembley Stadium and the Australian Open.

A leading advocate for tourism in the United States, Mr. Jacobs serves on the U.S. Travel and Tourism Advisory Board, appointed by the Secretary of Commerce and the White House.

Mr. Jacobs is extensively involved in numerous charitable efforts, most recently donating \$1 million to Roswell Park, one of the nation's most respected cancer institutes. He gave a record \$10 million to the University of Buffalo to establish the Jacobs Institute to support world-class heart and vascular care, research and teaching.

An alumnus of the University of Buffalo's School of Management and the Harvard School of Business Advanced Management Program, he holds honorary doctorates from the University at Buffalo, Canisius College and Johnson and Wales University.



CHARLIE JACOBS

PRINCIPAL AND ALTERNATE GOVERNOR



Charlie Jacobs is in his 12th season in Boston as Principal of Delaware North Companies, Inc. and the Boston Bruins. A member of the senior leadership team for all of Delaware North Companies' global operations, he guides the strategic efforts for the family and company holdings in Boston, including the family's community involvement through the Boston Bruins Foundation.

It was under his leadership that the team's current management group was assembled and it was a tribute to his stewardship when

the Bruins were named as the *Sports Business Journal's* 2012 Sports Team of the Year based on the criteria of "excellence, growth, creativity, innovation, sound planning, implementation and outcomes".

Jacobs also serves the Bruins as Alternate Governor on the NHL's Board of Governors, a position he has held since 2000. He is a Board member of both the New England Sports Network (NESN) and Total Media Group in San Francisco, a company for which he formerly served as President and CEO.

He is involved in a number of philanthropic causes in the New England area. Jacobs was instrumental in the creation of the Boston Bruins Foundation, whose mission is to assist charitable organizations that demonstrate a strong commitment to enhancing the quality of life for children in the community, and he serves as President of the Foundation.

He is also a member of the Boards of Directors for Ellis Memorial & El-

dredge House, Inc., and The New England Sports Museum.

An avid sports fan, Jacobs is an accomplished equestrian and has served on the United States Equestrian Team. The graduate of Boston College also enjoys show-jumping and playing hockey in his spare time.

Jacobs and his wife Kim have a deep commitment to charitable endeavors and work with, among others, the Dana Farber Cancer Institute, Boston's Children's Hospital, Bridge over Troubled Waters, and the Cardinal Cushing School.

They have three children.



CAM NEELY

PRESIDENT AND ALTERNATE GOVERNOR



Cam Neely is in his fourth season as President of the Bruins, as on June 16, 2010 he became just the eighth man to hold that position in the history of the franchise.

He oversees all of the club's hockey and business operations and it was under his leadership that the Bruins were honored as the *Sports Business Journal's* 2012 Sports Team of the Year based on the criteria of "excellence, growth, creativity, innovation, sound planning, implementation and outcomes".

Neely assumed his current position in his fourth season in the team's front office, as he returned to the organization in September, 2007 as a Vice President. He also serves as an Alternate Governor of the club.

No player ever wore a Bruins sweater with more pride than Neely and no one was prouder than he while watching the 2010-11 Bruins squad develop the belief in themselves and each other en route to the Stanley Cup championship. The competitive instinct that fueled him as a player has not left him as an executive and his goal for the organization remains to return the Cup to Boston.

A 1983 first round draft pick of the Vancouver Canucks, Neely came to Boston on his 21st birthday in a June, 1986 trade. His potent blend of offensive talent and a punishing physical presence quickly endeared him to Bruins fans and he became one of the most revered players in team history. He earned four NHL Second-Team All-Star berths in Boston, led the team in goals for seven seasons and in points twice and he still ranks fifth overall on the club's all-time goal list and ninth overall on the team's all-time scoring list. He is the club's all-time leader in playoff goals and ranks seventh overall in team history with 87 career playoff points.

He became just the fifth Bruin in team history to record a 50-goal season when he set a club record for goals by a right wing with 55 in 1989-90 and he was just the second player in team history to record consecu-

tive 50-goal campaigns when he followed that with 51 tallies in 1990-91. His 50 goals in only 44 games in 1993-94 tied as the second-fastest such feat in NHL history and was all the more remarkable because he had missed most of the previous season with thigh and knee injuries. The 1993-94 winner of the Bill Masterton Trophy was forced into retirement by those injuries in September, 1996.

The Bruins retired his number 8 in January 12, 2004 ceremonies and he was elected into the Hockey Hall of Fame in 2005. He was honored with the league's Lester Patrick Award in 2010 for his "outstanding service to hockey in the United States".

His impact on the city of Boston was not confined to the ice, as he has long been actively involved in many charitable efforts. Along with his brother and sisters, he established the Cam Neely Foundation for Cancer Care in 1995 in memory of his parents, Mike and Marlene. In addition to the Neely House, which provides housing and support for families of patients undergoing cancer treatments, the Foundation supports the Neely Cancer Fund, whose initiatives include the Neely Center for Clinical Cancer Research, the Neely Cell Therapy and Collection Center and the Neely Pediatric Bone Marrow Transplant Unit in its mission to fund treatment and research efforts.

Neely and his wife Paulina have two children.



HARRY SINDEN

SENIOR ADVISOR TO THE OWNER AND ALTERNATE GOVERNOR



Harry Sinden has been an integral part of the Bruins organization for over 50 years. He moved into his current role as Senior Advisor to club owner Jeremy Jacobs on August 9, 2006 after 17 seasons as the team President and he is also an Alternate Governor for the team on the NHL's Board of Governors.

Sinden began in the organization in the early 1960s as a player-coach at the minor league level before progressing as a head coach in Boston, as the team's General Manager for 28 seasons and then as President. As a

coach and General Manager, he has been part of a Bruins Stanley Cup championship, six Conference titles and ten Division championships and his Boston teams combined for 29 winning seasons. With a 7-4 Boston win at St. Louis on October 17, 1995, he became the first general manager in the history of the NHL to record 1,000 victories and his all-time record as a GM stands at 1170-763-301 for a .591 winning percentage.

Sinden has been a key member of many league committees which bring policy and rule recommendations to the NHL's Board of Governors. The esteem in which he is held in the hockey world was evidenced by his 1983 induction into the Hockey Hall of Fame, as he became the 23rd Bruin enshrined and only the fourth to enter in the Builder's category. In 1997, he was selected as one of the 30 inaugural inductees into the International Ice Hockey Federation Hall of Fame. In 1999, he was honored with the league's Lester Patrick Award acknowledging his "outstanding service to hockey in the United States" and he is also a member of the Board of Directors for the Hockey Hall of Fame.

Sinden was a top amateur player in Canada. A defenseman, he captained his Whitby Dunlops team to the 1957 Allan Cup as Canada's Senior Amateur Champions. That team then captured the 1958 World Championship title with seven straight wins while outscoring their opponents, 82-6, in the tournament. He also won a silver medal with Team Canada in the 1960 Olympics in Squaw Valley.

He began with the Bruins organization in 1960 as a player-coach in Kingston, Ontario. Following a coaching stint in Minneapolis, he became a player-coach in Oklahoma City and in 1965-66 led that club to the CHL championship with eight consecutive victories. He moved to Boston to assume the Bruins head coaching position in 1966-67 and a year later, he led the team into the playoffs for the first time in eight seasons. His four-year career behind the Boston bench reached the pinnacle in 1969-70 with the club's first Stanley Cup in 29 years.

Following a two-year stint in private business, Sinden returned to hockey in 1972 when he was asked to coach Team Canada in the classic series between NHL players and the Soviet Union. In recording one of Canada's supreme sporting triumphs, the team overcame a 1-3-1 series deficit by taking three straight one-goal victories in Moscow. He returned to Boston at the conclusion of that series, becoming the fifth General Manager in Bruins history on October 5, 1972.

Sinden and his wife Eleanor have four daughters.



BEST ENJOYED ON ICE

REAL
Coca-Cola
TASTE
AND ZERO
CALORIES



enjoy everything

Proud Sponsor of Boston Bruins

©2012 The Coca-Cola Company.



BRUINS HOCKEY



PETER CHIARELLI

GENERAL MANAGER AND ALTERNATE GOVERNOR



Peter Chiarelli is in his eighth season as the team's General Manager, becoming just the seventh man in club history to hold that position when he was named to the post on May 26, 2006. He is in charge of every aspect of the team's hockey operations and also serves the club as an Alternate Governor on the NHL's Board of Governors. He officially began his position in Boston on July 8, 2006.

In addition to his duties with the Bruins, he is also currently serving as an Assistant General Manager for Team Canada for the 2014 Olympic Games.

Chiarelli's vision for the Bruins has from the start involved a team blending youth with experience, speed with physical play and character on and off of the ice. He saw that vision realized with the team's 2011 Stanley Cup championship, as he either re-signed or acquired through draft, trade or free agency every player on the title squad. The club returned to the Stanley Cup Final last season and Chiarelli has positioned the squad as a strong contender for additional banners to be raised to the TD Garden rafters in the coming years.


He is just the third General Manager in team history to bring a Stanley Cup to Boston, joining Art Ross (1929, 1939 and 1941) and Milt Schmidt (1970 and 1972) and his overall regular season record in that position stands at 291-187-62, a .596 win percentage.

His teams have reached 91 points in a season in five of his six full seasons with the team (excluding the lockout-shortened 2012-13 season) and have topped the 100 point plateau on three occasions. That includes a 116-point campaign in 2008-09 as that season's edition compiled the third-best record in club history and Chiarelli was honored by *The Sporting News* as their NHL Executive of the Year. His moves have advanced the Bruins to at least the second round of the playoffs in four of the last five seasons and Boston's 54 games played over the last three post-seasons are ten games more than the next team (Los Angeles, 44) over that span.

Chiarelli came to the Bruins following seven seasons with the Ottawa Senators, five as their Director of Legal Relations and two as Assistant General Manager. He was involved in all aspects of that team's hockey operations, including contract research and negotiations, salary arbitration and all player personnel matters. He was also involved in overseeing Ottawa's top developmental affiliate, the Binghamton Senators of the American Hockey League. The Senators had four 100+ point seasons during his tenure, never finished below 94 points and they finished with the League's top record in 2002-03 and the best record in the Eastern Conference in 2005-06 with 113 points in each of those seasons.

A native of Ottawa, Ontario, Chiarelli played four seasons of college hockey at Harvard University, where he served the team as captain. He had 21 goals and 28 assists for 49 points with 70 penalty minutes in 109 career college games and earned his degree in Economics in 1987. He obtained his law degree from the University of Ottawa, was admitted to the Ontario bar in 1993 and spent six years as a lawyer and player agent prior to joining the Senators front office.

Chiarelli (pronounced shuh-REH-lee) and his wife Alicia have two children, daughter Talia and son Cameron.



JIM BENNING

ASSISTANT GENERAL MANAGER



Jim Benning is in his eighth season with the Bruins and his seventh as the club's Assistant General Manager, as he was named to that post on July 14, 2007. In that position, he serves as an advisor to General Manager Peter Chiarelli on all matters pertaining to player evaluation, trades and free agent signings, in addition to assisting the General Manager in overseeing all individuals in their specific duties for the Bruins.

Benning joined the Bruins in July, 2006 as the team's Director of Player Personnel and was in that position for one season before assuming his current duties.

He came to the Bruins after twelve seasons in the Buffalo Sabres organization including eight seasons as that team's Director of Amateur Scouting. In that position, he oversaw the club's scouting staff and led the team at the annual NHL Entry Draft, in addition to scouting prospects at the high school, college and junior hockey levels as well as in Europe.

A former defenseman, he was drafted by Toronto as their first pick, sixth

overall, in the 1981 NHL Entry Draft and played nine seasons in the National Hockey League with the Maple Leafs and Vancouver Canucks. He played one season in Europe before retiring as a player in 1992 and attended college for one year before joining the Anaheim organization as an amateur scout.

Benning and his wife Rhonda have four children, sons Brandon and Nicholas and daughters Danica and Isabella.



DON SWEENEY

ASSISTANT GENERAL MANAGER



Don Sweeney is in his eighth season in the Bruins front office and is in his fifth year as Assistant General Manager. He joined Peter Chiarelli's staff in June, 2006 as the team's Director of Player Development and added the position of Director of Hockey Operations to his portfolio in July, 2007 before being named to his current position.

He oversees the development of the team's drafted prospects at the AHL, junior hockey, college and European levels in addition to having a supervisory role in the day-to-day op-

erations of the hockey department.

Sweeney organized and ran the team's first off-season Development Camp in July, 2007, bringing the club's top prospects to Boston in advance of the main September training camp. Development camp gives the prospects the opportunity to get to know each other on and off the ice while teaching them the level of dedication and training necessary for them to reach the next stage of their careers. The Development Camp is now an annual event, with the seventh such camp held this past summer.

Drafted by the Bruins as their eighth pick, 166th overall, in the 1984 NHL Entry Draft, he went on to play four seasons of college hockey at Harvard University. He earned both NCAA East All-American and ECAC First Team

All-Star honors with the Crimson and played in the 1986 NCAA Finals before graduating with a degree in Economics.

The defenseman played 16 seasons in the National Hockey League, including 15 in a Bruins uniform. He is one of just two defensemen and four players in team history to play over 1,000 games in a Boston sweater and he still ranks third on the team's all-time games played list. He also ranks in the top ten of the club's all-time lists in career goals, assists and points by a defenseman. He played his final NHL season with the Dallas Stars in 2003-04.

Sweeney and his wife Christine have twin sons, Jarrod and Tyler.



SCOTT BRADLEY

DIRECTOR OF PLAYER PERSONNEL



Scott Bradley is in his 21st season in the Bruins organization, his fifth as Director of Player Personnel following eleven seasons as the club's Director of Amateur Scouting. In his current position, he scouts both professional and amateur levels for all Bruins personnel, including club prospects and current roster players.

A native of British Columbia, he played part of one season as an American Hockey League

goaltender and then coached for five seasons with the Tier II Junior A and Senior AAA League teams in Abbotsford, BC, including an Allan Cup championship squad in 1989-90.

He served for three seasons as a scout for the WHL's Seattle Thunderbirds before joining Boston's scouting staff on a full-time basis in 1993-94, concentrating on those draft-eligible players in the western region of the United States and Canada.

KEITH GRETZKY

DIRECTOR OF AMATEUR SCOUTING



Keith Gretzky is in his third season in the Bruins organization, his first as the team's Director of Amateur Scouting following two seasons as an amateur scout with the club. He oversees the efforts of the team's amateur scouting staff in addition to scouting those North American and European players eligible for the annual NHL Entry Draft.

The Ontario native was a 1985 third round draft pick of the Buffalo Sabres. He played six

pro seasons at the AHL, IHL and ECHL level in addition to Europe after his junior career in the Ontario Hockey League. He retired as a player after the 1992-93 season and spent five seasons from 1995-2000 coaching in Bakersfield/WCHL and Asheville/UHL.

He joined the Phoenix Coyotes as an amateur scout in 2001 and after five years in that position, he was named as that club's Director of Amateur scouting. He served from 2006-2011 in that capacity, overseeing all of the team's amateur scouting and running their Entry Draft.

SCOTT FITZGERALD

ASSISTANT DIRECTOR OF AMATEUR SCOUTING



Scott Fitzgerald is in his eighth season in the Bruins organization and his third as Assistant Director of Amateur Scouting.

Based out of Boston, he scouts amateur prospects throughout North America and Europe who are eligible for the annual NHL Entry Draft.

HOCKEY OPERATIONS

SCOUTING STAFF



P. J. Axelsson is in his first season with the Bruins organization. Based out of Sweden, he scouts amateur prospects in Europe. He played 797 NHL/Bruins games from 1997-2009 with 103-184=287 career totals. He then returned to Sweden, playing his final five seasons with Frolunda from 2009-13.



Mike Chiarelli is in his sixth season with the Bruins organization. He is based out of Ottawa and scouts amateur prospects in Ontario.



Adam Creighton is in his 13th season in the Bruins organization. He is a professional leagues scout based out of Ontario. He played 708 NHL games over 14 seasons with Buffalo, Chicago, NY Islanders, Tampa Bay and St. Louis.



Jukka Holtari is in his seventh season in the Bruins organization. Based in Finland, he scouts amateur prospects in Europe.



Denis LeBlanc is in his seventh season in the Bruins organization. He is an amateur prospects scout based in Quebec.



Dean Malkoc is in his seventh season in the Bruins organization. He scouts amateur prospects in Western Canada. He played four NHL seasons with Vancouver, Boston (73 games from 1996-97 to 1997-98) and NY Islanders.



Mike McGraw is in his 12th season in the Bruins organization. Based out of Minnesota, he scouts high school and college prospects in the Midwest U.S. as well as the United States Hockey League.



Tom McVie is in his 20th season in the Bruins organization, his 15th in a scouting capacity. Based out of Washington state, he scouts professional leagues on the West coast.



Ryan Nadeau is in his 11th season in the Bruins organization, his eighth in the team's hockey operations department. He is the Director of Hockey Administration in addition to scouting college prospects in the Eastern United States and Canada.



Keith Sullivan is in his first season in the Bruins organization. Based in Omaha, Nebraska, he scouts amateur prospects in the United States.



Svenake Svensson is in his 23rd season in the Bruins organization. Based in Sweden, he scouts throughout Europe.

SUPPORT STAFF



JOHN BUCYK
Team Road Services
Coordinator



WHITNEY DELOREY
Assistant to
Hockey Administration



DALE HAMILTON-POWERS
Director of
Administration



JEREMY ROGALSKI
Video Analyst

CLAUDE JULIEN

HEAD COACH



Claude Julien is in his seventh season behind the Boston bench, having been named the 27th head coach in team history on June 21, 2007. Only Nashville's Barry Trotz (16 years) and Detroit's Mike Babcock (nine years) have been behind the bench of their current teams longer than Julien.

The reciprocal respect between he and his players and the belief and trust each has in the other has built throughout his tenure behind the Boston bench and culminated under his tutelage in 2011 with the club's first Stanley Cup championship since 1972 and in 2013

with a return to the Stanley Cup Final.

The Bruins have never amassed fewer than 91 points in any of his five full years behind the bench (excluding the lockout-shortened 2012-13 season). He won the Jack Adams Trophy as the league's top coach in 2008-09 after guiding the club to 53 wins and 116 points, which was the top record in the Eastern Conference that season and were the third-best totals in team history. He also earned NHL Coach of the Year honors from *The Sporting News*.

His regular season record in six years behind the Boston bench stands at 256-146-56 with a .620 win percentage in that span. He currently ranks third all-time on the club's games coached list and is second all-time in wins.

His teams have advanced to the playoffs in each of his years behind the Boston bench and have gone on to at least second-round play in four of the last five post-seasons. He holds the club career coaching record for playoff games won at 50 and Boston's 54 games played over the last three post-seasons are ten games more than the next team (Los Angeles, 44) over that span.

Julien began his coaching career in 1996 with the Hull Olympiques of the Quebec Major Junior Hockey League and he led that team for four seasons, compiling a 141-109-16 record and .560 win percentage in 266 regular season games. His Hull teams made the playoffs in each of his seasons behind the bench and he won a Memorial Cup championship with the Olympiques in 1996-97.

He then moved to the American Hockey League as Montreal tapped him


to lead their top affiliate in Hamilton in 2000. He coached the Bulldogs for two-plus seasons with a 98-77-19-11 record and .551 win percentage in 205 AHL games. Hamilton had a 33-6-3-3 record in 45 games in 2002-03 when he was promoted to Montreal in January of that season and he shared the AHL's Coach of the Year honors that year with current Bruins assistant coach Geoff Ward, who succeeded him behind the Bulldogs bench. Julien was selected also as head coach of the Planet/USA Team at the AHL All-Star Game that season.

Julien coached his first full NHL season in 2003-04, leading the Canadiens to their best record in ten years with 93 points. He was named the head coach in New Jersey on June 13, 2006 and he compiled a 47-24-8 record for 102 points and a first place standing in the Atlantic Division in 79 games in 2006-07 before he was replaced behind the Devils bench.

He has coached at the international level, winning a Bronze medal as head coach of Team Canada at the 2000 World Junior Championship and a Silver medal as an assistant coach for Team Canada in the 1999 World Juniors. He served as an assistant coach for Team Canada in the 2006 World Championships and will serve in that same capacity for Team Canada at the 2014 Olympic Games in Sochi, Russia.

Julien enjoyed a 12-year professional career as a defenseman at the IHL, CHL, AHL and NHL levels. He played 14 career NHL games with one assist and 25 penalty minutes over two seasons with the Quebec Nordiques in 1984-85 and 1985-86. He had 246 points in 469 career American Hockey League games with Fredericton, Baltimore, Halifax and Moncton.

Julien and his wife Karen have a daughter, Katryna Chanel, and son, Zachary.



Season	Team	League	GP	W	L	T	O	PTS	PCT	GP	W	L	PCT
1996-97	Hull Olympiques	QMJHL	70	48	19	3	-	99	.707	14	12	2	.857
1997-98	Hull Olympiques	QMJHL	70	32	37	1	-	65	.464	11	6	5	.545
1998-99	Hull Olympiques	QMJHL	70	23	38	9	-	55	.393	23	15	8	.652
1999-2000	Hull Olympiques	QMJHL	72	42	24	6	-	90	.625	15	9	6	.600
2000-01	Hamilton Bulldogs	AHL	80	28	41	6	5	67	.419	-	-	-	-
2001-02	Hamilton Bulldogs	AHL	80	37	30	10	3	87	.544	15	10	5	.667
2002-03	Hamilton Bulldogs	AHL	45	33	6	3	3	72	.800	-	-	-	-
	Montreal Canadiens	NHL	36	12	16	3	5	32	.444	-	-	-	-
2003-04	Montreal Canadiens	NHL	82	41	30	7	4	93	.567	11	4	7	.364
2005-06	Montreal Canadiens	NHL	41	19	16	-	6	44	.537	-	-	-	-
2006-07	New Jersey Devils	NHL	79	47	24	-	8	102	.646	-	-	-	-
2007-08	Boston Bruins	NHL	82	41	29	-	12	94	.573	7	3	4	.429
2008-09	Boston Bruins	NHL	82	53	19	-	10	116	.707	11	7	4	.636
2009-10	Boston Bruins	NHL	82	39	30	-	13	91	.555	13	7	6	.538
2010-11	Boston Bruins	NHL	82	46	25	-	11	103	.628	25	16	9	.640
2011-12	Boston Bruins	NHL	82	49	29	-	4	102	.622	7	3	4	.429
2012-13	Boston Bruins	NHL	48	28	14	-	6	62	.646	22	14	8	.636
NHL Totals			696	375	232	10	79	839	.603	96	54	42	.563
Boston Totals			458	256	146	-	56	568	.620	85	50	35	.588

DOUG HOUDA

ASSISTANT COACH



Doug Houda is in his eighth season in the Bruins organization as an Assistant Coach of the team.

He came to the Bruins following three seasons as an assistant coach with the Rochester Americans, the American Hockey League affiliate of the Buffalo Sabres. The Amerks had a 125-86-16-13 record over his three seasons as an assistant coach, including a 51-19-4-6 record and a franchise-record of 112 points in 2004-05, which was the top record in the AHL that season.

The Alberta native was drafted by Detroit as their second pick, 28th overall, in the 1984 NHL Entry Draft and the defenseman enjoyed a 15-year career in the National Hockey League. He had 19-63=82 totals and 1,104 PIM in 561 career NHL games with Buffalo, Detroit, Hartford, NY Islanders, Los Angeles and Anaheim.

He also played over 500 games at the AHL level over his 17-year professional playing career. He joined the Amerks' coaching staff upon his retirement as a player in 2003, spending his final playing season as the Rochester captain.

Houda and his wife Shelley have two children, son Kris and daughter Toni.

GEOFF WARD

ASSISTANT COACH



Geoff Ward is in his seventh season in the Bruins organization, as he was named to Claude Julien's staff on August 1, 2007.

He came to Boston with 12 years of coaching experience at the OHL and AHL levels in addition to two head coaching stints in Germany.

Ward began his coaching career in the OHL, guiding both Kitchener and Guelph from 1994-1999. He then joined the professional ranks in Arkansas (ECHL) and Bad Nauheim (Germany) from 1999-2001.

He began a five-year affiliation with the Edmonton Oilers organization in 2001 when he was named an assistant coach with the AHL's Hamilton Bulldogs under head coach Claude Julien. When Julien earned the Montreal Canadiens' head coaching position in January, 2003, Ward took over Hamilton's coaching reins and led that team to the 2003 Calder Cup Finals. He shared the AHL's Coach of the Year honors with Julien in 2002-03. He spent three seasons coaching the Oilers' top AHL affiliates from 2002-2005 with an 83-80-24-8 record as an AHL head coach. He also served as Edmonton's Development Coach in the 2005-06 season.

Ward and his wife Carolyn have four children, sons Cody and Sawyer and daughters Kylie and Hannah.

DOUG JARVIS

ASSISTANT COACH



Doug Jarvis is in his fourth season in the Bruins organization as an Assistant Coach, as he joined Claude Julien's staff on August 4, 2010.

He came to the Bruins with 20 years of coaching experience which followed a 13-year career as an NHL player. The native of Brantford, Ontario won his sixth Stanley Cup championship with his third organization in 2011, having previously won four as a player with Montreal and another as an assistant coach with Dallas.

Jarvis never missed a game in his NHL career

and he still owns the League's iron man record, as he played in 964 consecutive games while scoring 139 goals and 403 points for Montreal, Washington and Hartford. He won the Selke Trophy as the top defensive forward in 1984 and the Masterton Trophy for perseverance and dedication in 1987.

He became an assistant coach with the Minnesota North Stars in 1989 and spent 14 seasons in that organization, moving with the club to Dallas. He left Dallas to assume the head coaching position for Montreal's AHL affiliate in Hamilton in 2003 and was promoted to Montreal as an associate coach in 2005. He served four seasons in that position, including part of the 2005-06 campaign under Claude Julien.

Jarvis and his wife Linda have two children, daughter Laura and son Landry.

BOB ESSENSA

GOALTENDING COACH



Bob Essensa is in his 11th season with the Bruins organization since he was named as the club's goaltending coach on September 9, 2003.

Based out of his home in Michigan, Essensa joins the team often during the season to work with the organization's goaltenders both in Boston and in Providence.

Essensa played four seasons of college hockey at Michigan State University from 1983-97, earning CCHA First Team All-Star honors in 1984-85 and a Second Team All-Star berth

in 1985-86.

He was drafted by Winnipeg as their fifth pick, 71st overall, in the 1983 NHL Entry Draft and played five-plus seasons in the Jets organization, including a career-best 33-win season in 1992-93.

He played for six NHL teams over a 14-year professional career and played his final NHL season with the Buffalo Sabres in 2001-02. His NHL career record was 173-176-47 with a 3.15 goals against average and 18 shutouts in 446 games with Winnipeg, Detroit, Edmonton, Phoenix, Vancouver and Buffalo.

Essensa and his wife Jeanine have three sons, Josh, Ben and Jake.

JOHN WHITESIDES

STRENGTH & CONDITIONING COACH



John Whitesides is in his 13th season as the Strength and Conditioning Coach for the Bruins.

In that position, he is responsible for designing and implementing the strength, flexibility, conditioning and testing programs for all players within the Bruins' system - the NHL team, their AHL affiliate team and prospects that have not yet turned pro. He also designed a website accessible only to current players by which they receive their off-season conditioning programs. In addition, he assists in player rehabilitation after both off- and on-ice injuries.

He came to the Bruins following four years as the assistant strength and conditioning coach for Boston College, where he worked with 17 of their sports teams, but primarily with the men's hockey and football and women's basketball teams. He was with the Eagles in 2001 when they won the

NCAA men's national hockey championship.

Whitesides began his career as a teaching assistant for Dr. Stephen Butterfield in the Adapted Physical Education classes, where his duties included evaluating students working with special needs children. He then began his graduate studies at the University of Maine where he taught classes in Theories of Conditioning and Kinesiology, while responsible for the Exercise Physiology and Biomechanics Laboratories. Soon after, he became a Graduate Apprentice to Boston College's Head Coach of Strength and Conditioning, Greg Finnegan.

He is a double graduate of the University of Maine, earning his Bachelor's degree in Health and Physical Education in 1995 and his Master's degree in Exercise Physiology in 1997. He was also a member of the Varsity Football Team.

Whitesides and his wife Virginia are the parents of twins, son John and daughter Jane.

HOCKEY OPERATIONS

TRAINING AND EQUIPMENT STAFFS



Don DelNegro is in his 21st season as the team's **Athletic Trainer**. Prior to joining the Bruins, he served for five years as the Director of Sports Medicine at Williams College in Williamstown, MA. He has also served as the head athletic trainer for the U.S. Olympic Bobsled and Luge teams at the 1992 Olympic Games in Albertville, France; for Team USA at the 2000, 2005 and 2007 World Hockey Championships and as head trainer for the U.S. men's hockey team at the 2006 Olympic Games in Turin, Italy. He holds a Bachelor of Science degree in Athletic Training from Westfield State University, where he is a 2011 inductee into that school's Hall of Fame, a Master of Science degree in the same field from Indiana State University and he was awarded an Honorary Doctorate of Humane Letters from Westfield State University in Spring, 2013.

DelNegro and his wife Claire have a daughter, Renee.



Scott Waugh is in his 16th season as the team's **Physical Therapist**, a position he also held with the club during the 1992-93 season. A 1990 graduate of the University of Lowell with a degree in Physical Therapy/Athletic Training, he has previously worked for Boston College athletics, with the NFL's Atlanta Falcons and the 1991 USA Hockey Olympic training camp. In addition to his duties with the Bruins, he is also presently the Rehabilitation Coordinator for the Boston Red Sox, Clinical Director of Rehabilitation for Mass General Hospital Sports Medicine and is co-owner of Sports and Physical Therapy Associates with 15 centers located around the Greater Boston area.

Scott and his wife Kim have three children, daughter Caitlin and sons Andrew and Matthew.



Derek Repucci is in his eighth season with the team as the **Assistant Athletic Trainer and Massage Therapist**. He is a double graduate of Springfield College, holding a Bachelor's degree in athletic training and a Master's degree in exercise science and sports studies. He was certified in massage therapy by the New Hampshire Institute of Therapeutic Arts. Prior to joining the Bruins, he served as assistant athletic trainer and massage therapist at Duke University, where he also owned and operated an on-campus massage clinic in conjunction with the campus health center and the department of athletics. He has also worked for minor league teams in both baseball and hockey.

Repucci is married to wife Leigh.



Keith Robinson is in his 26th season with the Bruins, his fourth as the team's **Equipment Manager**. He began with the team in 1988-89 as a locker room assistant for five seasons before spending the next 17 seasons as an assistant equipment manager for the club. A native of Tewksbury, MA, he graduated from Tewksbury High School in 1987.

Keith and his wife Stephanie have two sons, Kolton and Ty.



Jim "Beets" Johnson is in his fourth season with the Bruins as an **Assistant Equipment Manager**. He came to the Bruins after working for nine seasons in the same capacity with the New York Rangers. That followed two seasons as the head equipment manager for the West Coast Hockey League's Idaho Steelheads. The Minnesota native played four years of college hockey at St. Scholastica College in Duluth, Minnesota and later served for one season as an assistant coach of that team.

He has a son, Parker.



Matt Falconer is in his fifth season with the team as an **Assistant Equipment Manager**, but he has been involved with the organization in several capacities since 2003. He began as a locker room assistant while still in high school, helping the equipment staff at home games. He became an intern in the hockey operations department in 2006 while working toward his Sports Management degree at Newbury College and he was hired as a hockey operations assistant in 2007. He earned his degree in May, 2009 and moved into his current position in August, 2009.

The native of Waltham, MA is single.

SCHEDULE

DOWNLOAD

OCT

3

5

10

12

14

17

19

23

24

26

30

31

NOV

2

5

7

9

11

14

15

18



RED WINGS

PENGUINS

STARS



NESN.com/schedule

IMPORT TO YOUR FAVORITE WEB, MOBILE,
OR DESKTOP CALENDAR PROGRAM

THE PLAYERS



2013-14 BOSTON BRUINS ROSTER



Forwards	Hgt	Wgt	Date of Birth	Place of Birth	Pronunciation	
BERGERON, Patrice	6-2	194	July 24, 1985	Ancienne-Lorette, Quebec	pah-TREES	BUHR-zhuhr-ahn
CAMARA, Anthony	6-0	192	September 4, 1993	Toronto, Ontario	AN-thuh-nee	kuh-MAIR-uh
CAMPBELL, Gregory	6-0	197	December 17, 1983	London, Ontario	GREH-guh-ree	KAMP-buhl
CAMPER, Carter	5-9	176	July 6, 1988	Cleveland, Ohio	KAHR-tuhr	KAM-pihr
CARON, Jordan	6-3	204	November 2, 1990	Sayabec, Quebec	JOHR-dihn	kuh-RAHN
CUNNINGHAM, Craig	5-10	184	September 13, 1990	Trail, British Columbia	KREHG	KUH-nihng-ham
ERIKSSON, Loui	6-2	196	July 17, 1985	Goteborg, Sweden	LOO-ee	AIR-ihk-suhn
FALLSTROM, Alex	6-2	203	September 15, 1990	Goteborg, Sweden	AL-ehks	FAHL-struhm
FLICK, Rob	6-2	208	March 28, 1991	London, Ontario	RAHB	FLIHK
FLOREK, Justin	6-4	199	May 18, 1990	Marquette, Michigan	JUHS-tihn	FLOHR-ehk
FRASER, Matt	6-1	204	May 20, 1990	Red Deer, Alberta	MAT	FRAY-zuhr
GRIFFITH, Seth	5-9	192	January 4, 1993	Wallaceburg, Ontario	SETH	GRIH-fihth
IGINLA, Jarome	6-1	210	July 1, 1977	Edmonton, Alberta	juh-ROHM	ih-GIHN-luh
JOHNSON, Nick	6-2	200	December 24, 1985	Calgary, Alberta	NIHK	JAWN-suhn
KELLY, Chris	6-0	198	November 11, 1980	Toronto, Ontario	KRIHS	KEH-lee
KHOKHLACHEV, Alexander	5-11	184	September 9, 1993	Moscow, Russia	al-eks-AN-dihr	KOH-kluh-chehf
KNIGHT, Jared	5-11	203	January 16, 1992	Battle Creek, Michigan	JEHR-ihd	NIGHT
KREJCI, David	6-0	188	April 28, 1986	Sternberk, Czech Republic	DAY-vihd	KRAY-chee
LINDBLAD, Matt	5-11	193	March 23, 1990	Evanston, Illinois	MAT	LIHND-blad
LUCIC, Milan	6-3	228	June 7, 1988	Vancouver, British Columbia	MEE-lahn	LOO-cheech
MARCHAND, Brad	5-9	183	May 11, 1988	Halifax, Nova Scotia	BRAD	MAHR-shand
PAILLE, Daniel	6-1	200	April 15, 1984	Welland, Ontario	DAN-yuhl	PIGH-yay
RANDELL, Tyler	6-1	197	June 15, 1991	Scarborough, Ontario	TIGH-luhr	RAN-duhl
ROBINS, Bobby	6-1	220	October 17, 1981	Peshtigo, Wisconsin	BAH-bee	RAH-bihnz
SAVARD, Marc	5-10	191	July 17, 1977	Ottawa, Ontario	MAHRK	suh-VAHRD
SMITH, Reilly	6-0	185	April 1, 1991	Toronto, Ontario	RIGH-lee	SMIHTH
SÖDERBERG, Carl	6-3	198	October 12, 1985	Malmo, Sweden	KAHRL	SOH-duhr-buhrg
SPOONER, Ryan	5-11	181	January 30, 1992	Ottawa, Ontario	RIGH-uhn	SPOO-nihr
THORNTON, Shawn	6-2	217	July 23, 1977	Oshawa, Ontario	SHAHN	THOHRN-tuhn
Defensemen	Hgt	Wgt	Date of Birth	Place of Birth	Pronunciation	
BARTKOWSKI, Matt	6-1	196	June 4, 1988	Pittsburgh, Pennsylvania	MAT	bahrt-KOW-skee
BOYCHUK, Johnny	6-2	225	January 19, 1984	Edmonton, Alberta	JAH-nee	BOI-chuhk
CASTO, Chris	6-1	200	December 27, 1991	St. Paul, Minnesota	KRIHS	KAS-toh
CHARA, Zdeno	6-9	255	March 18, 1977	Trencin, Slovakia	zuh-DAY-noh	CHAH-ruh
CROSS, Tommy	6-3	206	September 12, 1989	Hartford, Connecticut	TAH-mee	KRAHS
HAMILTON, Dougie	6-5	199	June 17, 1993	Toronto, Ontario	DUH-gee	HAM-ihl-tuhn
KRUG, Torey	5-9	181	April 12, 1991	Livonia, Michigan	TOHR-ee	KROOG
McQUAID, Adam	6-5	209	October 12, 1986	Charlottetown, Pr. Edw. Isl.	A-duhm	mih-KWAYD
MILLER, Kevan	6-2	210	November 15, 1987	Los Angeles, California	KEH-vihn	MIH-luhr
MOORE, Mike	6-1	210	December 12, 1984	Lloydminster, Saskatchewan	MIGHK	MOHR
MORROW, Joe	6-1	204	December 9, 1992	Edmonton, Alberta	JOH	MOHR-oh
SEIDENBERG, Dennis	6-1	210	July 18, 1981	Schwenningen, Germany	DEH-nihs	SIGH-dehn-buhrg
TROTMAN, Zach	6-3	219	August 26, 1990	Carmel, Indiana	ZAK	TRAHT-mihn
WARSOFSKY, David	5-9	170	May 30, 1990	Marshfield, Massachusetts	DAY-vihd	wohr-SAHF-skee
Goaltenders	Hgt	Wgt	Date of Birth	Place of Birth	Pronunciation	
JOHNSON, Chad	6-3	205	June 10, 1986	Saskatoon, Saskatchewan	CHAD	JAWN-suhn
MORRISON, Adam	6-3	192	February 9, 1991	Edmonton, Alberta	A-duhm	MOHR-ih-suhn
RASK, Tuukka	6-2	185	March 10, 1987	Savonlinna, Finland	TOO-kuh	RASK
SUBBAN, Malcolm	6-2	200	December 21, 1993	Toronto, Ontario	MAL-kuhm	SOO-ban
SVEDBERG, Niklas	6-0	176	September 4, 1989	Sollentuna, Sweden	NIHK-lihs	SVEHD-buhrg

43 MATT BARTKOWSKI

DEFENSE | 6'1" | 196 LBS. | SHOOTS LEFT


Born: June 4, 1988 in Pittsburgh, Pennsylvania | Hometown: Pittsburgh, Pennsylvania



CAREER VS. NHL TEAMS

	GP	G	A	PTS	PIM
Buffalo	2	0	1	1	2
Carolina	3	0	1	1	0
Chicago	1	0	0	0	0
Montreal	2	0	0	0	0
New Jersey	2	0	0	0	0
NY Islanders	2	0	0	0	2
Ottawa	1	0	0	0	0
Philadelphia	1	0	0	0	0
Pittsburgh	4	0	0	0	4
Toronto	2	0	0	0	0

CAREER: **2012-13:** Spent most of the season in Providence/AHL where he had 3-21=24 totals with 56 PIM in 56 games with the AHL Bruins ... Recalled to Boston from Mar. 23-Apr. 26, playing 11 games with two assists before returning to Providence on Apr. 26 ... Recorded his first NHL point with an assist on Mar. 31 at Buffalo ... Did not dress (coach's decision) for six games ... Recalled again on May 9 and had 1-1=2 totals in 7 post-season games ... Played his first NHL playoff game on May 10, 2013 vs. Toronto ... Scored his first NHL goal/point on May 13, 2013 and recorded his first NHL playoff assist on May 19, 2013 vs. NY Rangers ... Did not dress (coach's decision) for 11 playoff games ... **2011-12:** Began the season in Boston, playing three scoreless games before his Oct. 20 assignment to Providence/AHL ... Spent the remainder of the year with the AHL Bruins with 3-19=22 totals in 50 games ... Did not dress for three Boston games (coach's decision) ... **2010-11:** Spent most of the season in Providence where he led club defensemen in scoring with 5-18=23 totals and 42 PIM in 69 AHL Bruins games



... Was recalled to Boston on three occasions - from Jan. 9-11 (0-0=0 totals in one game; did not dress for one game); Jan. 14-16 (0-0=0 totals in one game); and Mar. 4-12 (0-0=0 totals in four games) ... Played his first NHL game on Jan. 10 at Pittsburgh and his first three NHL games were played vs. his hometown Penguins before he played his fourth game in Montreal ... Was named Providence's Best Defenseman as voted by his teammates in their end of season awards ... Was recalled again to Boston for the playoff run, but did not play a post-season game ... **College:** Played two seasons of college hockey at Ohio State University with 11-27=38 totals and 145 penalty minutes in 80 career college games ... Had 5-15=20 totals in 41 games during his freshman season in 2008-09 and was named to the CCHA's All-Rookie Team that season, becoming the first Buckeye defenseman named to the team in ten years ... Was voted the team's Most Valuable Freshman and Best Defensive Player that season as well ... Had 6-12=18 totals with 99 PIM in 39 games in 2009-10 with five of the six goals coming on the power play ... **Juniors:** Played two seasons in the USHL with the Lincoln Stars with 7-43=50 totals and 230 PIM in 117 regular season games and 1-4=5 totals and 12 PIM in 11 playoff contests ... Earned First Team All-League and All-Star honors in 2007-08.

TRANSACTIONS: Florida's fifth pick (seventh round), 190th overall, in the 2008 NHL Entry Draft ... Traded to Boston by Florida with Dennis Seidenberg for Byron Bitz, Craig Weller and Tampa Bay's 2010 second round draft pick (Alexander Petrovic), Mar. 3, 2010.

ETC: Full name, Matthew Richard Bartkowski ... Nickname, Bart ... Single ... Was the ninth player in Bruins history to score a playoff goal before scoring a regular season tally when he netted his first in the 2013 post-season.

CONTRACT STATUS: Is in year one of a one-year contract with an NHL cap figure of \$650,000.

PRONUNCIATION: MAT bahrt-KOW-skee



NHL FIRSTS:

Game – Jan. 10, 2011 at Pittsburgh
Goal – May 13, 2013 vs. Toronto (playoffs)
Assist – Mar. 31, 2013 at Buffalo

NHL MULTI-GOAL GAMES: None
NHL MULTI-POINT GAMES: None

NHL SINGLE-GAME HIGHS:

Goals
 None
Assists
 1 (2x; last Apr. 13, 2013 at Carolina)
Points
 1 (2x; last 0-1=1, Apr. 13, 2013 at Carolina)

NHL SINGLE-SEASON HIGHS:

Games – 11 (2012-13)
Goals – None
Assists – 2 (2012-13)
Points – 2 (2012-13)

NHL CAREER-BEST:

Goal Streak
 None
Assist Streak
 1 (2x; last 0-1=1, Apr. 13, 2013)
Point Streak
 1 (2x; last 0-1=1, Apr. 13, 2013)

STATS

Season	Team	League	REGULAR SEASON										PLAYOFFS				
			GP	G	A	PTS	PIM	PP	SH	GW	+/-		GP	G	A	PTS	PIM
2006-07	Lincoln Stars	USHL	57	3	6	9	95	-	-	-	-		3	0	0	0	2
2007-08	Lincoln Stars	USHL	60	4	37	41	135	-	-	-	-		8	1	4	5	10
2008-09	Ohio State Univ. Buckeyes	CCHA	41	5	15	20	46	-	-	-	-		-	-	-	-	-
2009-10	Ohio State Univ. Buckeyes	CCHA	39	6	12	18	99	-	-	-	-		-	-	-	-	-
2010-11	Boston Bruins	NHL	6	0	0	0	4	0	0	0	-1		-	-	-	-	-
	Providence Bruins	AHL	69	5	18	23	42	-	-	-	-		-	-	-	-	-
2011-12	Boston Bruins	NHL	3	0	0	0	0	0	0	0	-2		-	-	-	-	-
	Providence Bruins	AHL	50	3	19	22	38	-	-	-	-		-	-	-	-	-
2012-13	Boston Bruins	NHL	11	0	2	2	6	0	0	0	Evn		7	1	1	2	4
	Providence Bruins	AHL	56	3	21	24	56	-	-	-	-		5	0	5	5	4
NHL & Boston Totals			20	0	2	2	10	0	0	0	-3		7	1	1	2	4

37 PATRICE BERGERON

CENTER | 6'2" | 194 LBS. | SHOOTS RIGHT

Born: July 24, 1985 in Ancienne-Lorette, Quebec | Hometown: Quebec City, Quebec



CAREER: Has won one Stanley Cup championship (2011 with Boston) ... Has a 19/59 record in NHL shootouts (8 deciding goals) ... **2012-13:** Led the NHL in faceoff percentage at 62.1% and ranked sixth overall in the league with a +24 plus/minus rating ... Had eight multiple-point games with his season-high a 1-3=4 effort on Mar. 27 vs. Montreal ... Had a four-game point streak from Feb. 26-Mar. 3 (2-5=7 totals) ... Was plus or even in 37 of his 42 games ... Scored an overtime goal on Feb. 29 vs. Ottawa ... Missed six games with a concussion (Apr. 4-13) ... Led the post-season in faceoff percentage at 61.5% ... Had four multiple-point playoff games including tying his career-high with a 2-1=3 night on

May 13 vs. Toronto which included the game-tying goal at 19:09 of the third period and the game-winning score at 6:05 of overtime ... Had a four-game playoff point streak from June 3-12 (3-2=5 totals) ... Scored two overtime goals, on May 13 in game seven vs. Toronto (5-4 win) and on June 5 in game three in Pittsburgh (2-1 win) ... Played 21 games with Lugano in Switzerland during the lockout with 11-18=29 totals ... **2011-12:** Led the NHL in plus/minus at +36 and finished second in faceoff proficiency at 59.3% ... Reached the 20-goal mark for the fourth time in his career, led the team in assists and finished second overall in the club's scoring race ... Had 15 multiple-point games, including five three-point efforts ... Had a seven-game point streak from Oct. 20-Nov. 7 (3-6=9 totals) ... Played his 500th NHL game Jan. 19 at New Jersey and recorded his 400th NHL point in a three-assist effort Apr. 7 vs. Buffalo ... **2010-11:** Finished tenth overall in the NHL with a 56.6% faceoff proficiency ... Had 14 multiple-point games, including his first career hat trick scored Jan. 11 vs. Ottawa ... Had two five-game point streaks, from Jan. 6-13 (6-4=10 totals) and Feb. 15-26 (2-3=5 totals) ... Played his 400th NHL game Dec. 2 vs. Tampa Bay, scored his 100th NHL goal Oct. 28 vs. Toronto, recorded his 200th NHL assist Jan. 10 at Pittsburgh and registered his 300th NHL point with a goal Dec. 23 vs. Atlanta ... Added 6-14=20 totals in 23 playoff games with a 60.2% faceoff proficiency in the post-season ... Scored the Stanley Cup-winning goal with the first of his two goals in the 4-0 game seven win in Vancouver on June 15 ... Had five multiple-point games, including a career post-season high of three assists Apr. 30 in Philadelphia and two two-goal nights ... Had two four-game playoff point streaks, from Apr. 16-23 (2-4=6 totals) and Apr. 27-May 4 (0-6=6 totals) ... Played his 50th NHL playoff game on June 6 in game three of the Final vs. Vancouver ... **2009-10:** Won his second team scoring title, tied with David Krejci in points but with two more goals ... Finished fifth in the NHL in faceoff percentage at 58.0% ... Had 12 multiple-point games with his season-high a four-assist night Nov. 23 in St. Louis ... Had two three-game point streaks, from Nov. 5-10 (2-2=4 totals) and Mar. 23-27 (1-3=4 totals) ... Had an assist on the overtime goal in the 2010 Winter Classic game vs. Philadelphia at Fenway Park on Jan. 1 ... Figured into three of Boston's four overtime goals (2-1=3 totals) ... Missed eight games to injury ... Finished second in the team's post-season scoring race with 4-7=11 totals in 13 games ... Had three multiple-point games, all two-point efforts ... Had a five-game point streak from Apr. 26-May 7 (2-5=7 totals) ... The Bruins won seven of the eight post-season games in which he scored a point ... **2008-09:** Had six multiple-point games with his season-high a 1-2=3 effort Apr. 9 vs. Montreal ... Had a five-game point streak from Feb. 28-Mar. 8 (1-5=6 totals) ... Recorded his 200th NHL/Bruins point in a two-assist effort Nov. 19 vs. Buffalo ... Played his 300th NHL/Bruins game Apr. 2 vs. Ottawa ... Missed 18 games to injury ... Added five assists in 11 playoff games, including a two-assist effort May 12 vs. Carolina ... **2007-08:** Had 3-4=7 totals in ten games when he suffered a concussion and broken nose after being hit into the boards from behind on Oct. 27 vs. Philadelphia ... Missed the remaining 72 games of the season plus the playoffs with the injury ... Had two multiple-point games, both two-point efforts ... Had a three-game assist/point streak from Oct. 12-18 (1-4=5 totals) ... **2006-07:** Established a career season-high in assists (48) ... Had 18 multiple-point games with his season-high a five-assist effort Dec. 19 in Ottawa, which was a career-high for assists and points in a game ... Had a career-best ten-game point streak from Dec. 7-29 (6-11=17 totals) ... Had a nine-game point streak from Nov. 16-Dec. 2 (2-10=12 totals) ... Had a five-game point streak from Nov. 2-11 (3-4=7 totals) ... Factored into four straight game-winning goals from Nov. 11-18, scoring twice (once in overtime), a deciding

shootout goal and an overtime assist ... Played his 200th NHL game Jan. 29 vs. NY Rangers ... Recorded his 100th NHL assist Feb. 13 vs. Edmonton ... Missed five games to injury ... **2005-06:** Led the team in goals and points and was second overall in assists ... Set career season-highs in games, goals and points with 31-42=73 totals in 81 games ... Became the youngest player in team history to record a 30-goal season (20 years, 262 days) with his 30th and 31st goals Apr. 13 vs. Montreal (Barry Pederson, 20 years, 335 days in 1981-82) ... Had 22 multiple-point games, including five three-point efforts which matched his previous career game-high and four two-goal games, which matched his previous career game-best ... Had two five-game point streaks, from Dec. 22-30 (1-5=6 totals) and Jan. 24-Feb. 2 (3-6=9 totals) ... Played his 100th NHL game Dec. 7 at Colorado and recorded his 100th NHL point with an assist Mar. 21 vs. Atlanta ... Missed one game with the flu ... **2004-05:** Spent the NHL's lockout season in Providence/AHL, where he finished fourth in the team's scoring race with 21-40=61 totals and 59 PIM in 68 games ... Was the youngest player in the AHL ... Named AHL Player of the Week Nov. 15-21 (3-6=9 totals) ... Had a 2-3=5 effort Nov. 20 vs. Portland ... Added 5-7=12 totals in 16 playoff games as the AHL Bruins advanced to the Eastern Conference Finals ... Played for the Canadian Team in the AHL All-Star Game ... **2003-04:** Was the NHL's youngest player ... Ranked fifth among NHL rookies in both goals and points and ranked fourth in rookie assists ... Had seven multiple-point games with his season-high a 1-2=3 effort Oct. 18 in Los Angeles ... Had a four-game assist/point streak from Oct. 15-21 (1-5=6 totals) ... Played his first NHL game Oct. 8 vs. New Jersey, recorded his first NHL point with an assist Oct. 15 in Dallas (game-winning goal) and scored his first NHL goal in a 1-2=3 effort Oct. 18 in Los Angeles ... Played in the Young Stars Game during NHL All-Star weekend with one assist ... Was fourth on the team in playoff scoring, including the overtime goal Apr. 9 in game two ... Missed 11 games with a shoulder injury ... **Juniors:** Played just one full year of junior hockey with Acadie-Bathurst ... Had 23-50=73 totals and 62 PIM in 70 games in 2002-03 and added 15 points in 11 playoff games that season ... **International:** Played for Team Canada in the World Championships in both 2004 (1-0=1 totals and 4 PIM in nine games while winning a Gold medal) and 2006 (second in tournament scoring with 6-8=14 totals and two PIM in nine games) ... Also represented Canada at the 2005 World Junior Championships ... Won a Gold medal at the WJC, was named the tournament's Most Valuable Player and to the All-Tournament Team, and led the tourney in scoring with 5-8=13 totals with 6 PIM in six games ... Won a Gold medal with Team Canada in the 2010 Olympic Games in Vancouver (0-1=1 totals with 2 PIM in 7 games).



37 PATRICE BERGERON



CAREER VS. NHL TEAMS

	GP	G	A	PTS	PIM
Anaheim	7	1	3	4	2
Boston	-	-	-	-	-
Buffalo	46	8	19	27	18
Calgary	7	4	4	8	6
Carolina	27	7	10	17	12
Chicago	8	1	6	7	2
Colorado	7	1	7	8	2
Columbus	7	2	2	4	6
Dallas	8	5	4	9	4
Detroit	8	2	2	4	2
Edmonton	7	2	3	5	6
Florida	31	11	14	25	16
Los Angeles	9	3	6	9	2
Minnesota	6	1	3	4	2
Montreal	47	15	25	40	14
Nashville	6	3	1	4	2
New Jersey	28	9	12	21	0
NY Islanders	27	8	8	16	12
NY Rangers	30	4	8	12	6
Ottawa	47	15	20	35	8
Philadelphia	30	8	13	21	8
Phoenix	8	2	2	4	0
Pittsburgh	28	4	17	21	6
St. Louis	5	1	5	6	2
San Jose	7	2	2	4	2
Tampa Bay	30	7	20	27	8
Toronto	44	11	24	35	12
Vancouver	7	2	2	4	0
Washington	29	6	21	27	8
Winnipeg	28	8	17	25	12


AWARDS: Frank J. Selke Trophy (2011-12) ... King Clancy Memorial Trophy (2012-13)

TRANSACTIONS: Boston's second pick, 45th overall, in the 2003 NHL Entry Draft.

ETC: Full name, Patrice Bergeron-Cleary ... Nickname, Bergy ... He and his wife Stephanie were married this past summer ... Was just the 25th member of Canada's Triple-Gold Club as a player who has won a Stanley Cup championship, a World Championship gold medal and an Olympic gold medal ... Is the only player in Team Canada history to play in a World Championship before a World Junior Championship ... His 60.3% faceoff proficiency and +60 plus/minus rating over the past two combined seasons are the league's bests in those categories over that span ... His three career playoff overtime goals tie him with Mel Hill and Terry O'Reilly for the most in club history ... Enters this season in 20th place on the team's all-time scoring list.

CONTRACT STATUS: Is in year three of a three-year contract with an NHL cap figure of \$5,000,000 ... Signed an eight-year contract extension on July 12, 2013 which will begin in the 2014-15 season and run through 2021-22.

PRONUNCIATION: puh-TREES BUHR-zuhr-ahn



NHL FIRSTS:

Game – Oct. 8, 2003 vs. New Jersey
Goal – Oct. 18, 2003 at Los Angeles
Assist/Point – Oct. 15, 2003 at Dallas

NHL MULTI-GOAL GAMES: 15
NHL MULTI-POINT GAMES: 104

NHL SINGLE-GAME HIGHS:

Goals
 3 (Jan. 11, 2011 vs. Ottawa)
Assists
 5 (Dec. 19, 2006 at Ottawa)
Points
 5 (0-5=5, Dec. 19, 2006 at Ottawa)

NHL SINGLE-SEASON HIGHS:

Games – 81 (2x; last 2011-12)
Goals – 31 (2005-06)
Assists – 48 (2006-07)
Points – 73 (2005-06)

NHL CAREER-BEST:

Goal Streak
 3 (2x; last 3-0=3, Jan. 28-Feb. 2, 2006)
Assist Streak
 4 (4x; last 0-6=6, Nov. 25-Dec. 2, 2006)
Point Streak
 10 (6-11=17, Dec. 7-29, 2006)

STATS

REGULAR SEASON


PLAYOFFS

Season	Team	League	GP	G	A	PTS	PIM	PP	SH	GW	+/-	GP	G	A	PTS	PIM
2001-02	Acadie-Bathurst Titan	QMJHL	4	0	1	1	0	-	-	-	-	-	-	-	-	-
2002-03	Acadie-Bathurst Titan	QMJHL	70	23	50	73	62	-	-	-	-	11	6	9	15	6
2003-04	Boston Bruins	NHL	71	16	23	39	22	7	0	2	+5	7	1	3	4	0
2004-05	Providence Bruins	AHL	68	21	40	61	59	-	-	-	-	16	5	7	12	4
2005-06	Boston Bruins	NHL	81	31	42	73	22	12	1	6	+3	-	-	-	-	-
2006-07	Boston Bruins	NHL	77	22	48	70	26	14	0	6	-28	-	-	-	-	-
2007-08	Boston Bruins	NHL	10	3	4	7	2	2	0	0	+2	-	-	-	-	-
2008-09	Boston Bruins	NHL	64	8	31	39	16	1	1	1	+2	11	0	5	5	11
2009-10	Boston Bruins	NHL	73	19	33	52	28	0	1	4	+6	13	4	7	11	2
2010-11	Boston Bruins	NHL	80	22	35	57	26	3	2	4	+20	23	6	14	20	28
2011-12	Boston Bruins	NHL	81	22	42	64	20	5	2	3	+36	7	0	2	2	8
2012-13	Lugano	Switz.	21	11	18	29	8	-	-	-	-	-	-	-	-	-
	Boston Bruins	NHL	42	10	22	32	18	2	0	3	+24	22	9	6	15	13
NHL & Boston Totals			579	153	280	433	180	46	7	29	+70	83	20	37	57	62

55 JOHNNY BOYCHUK

DEFENSE | 6'2" | 225 LBS. | SHOOTS RIGHT

Born: January 19, 1984 in Edmonton, Alberta | Hometown: Edmonton, Alberta



CAREER: Has won one Stanley Cup championship (2011 with Boston) ... Has taken one career penalty shot (no goal) ... **2012-13:** Scored his lone goal of the season on his 29th birthday, Jan. 19 vs. the NY Rangers ... Took his first NHL penalty shot on Apr. 10 at New Jersey, unsuccessful vs. Martin Brodeur ... Played his 200th game as a Bruin on Jan. 21 vs. Winnipeg ... Missed three games to injury and did not dress (coach's decision) for one game ... Had one multiple-point playoff game, a 1-1=2 effort on June 3 at Pittsburgh ... Had points in consecutive post-season games twice, May 1-4 (2-0=2 totals) and May 19-21 (2-0=2 totals) ... Played a career-high 41:37 on June 12 in a triple-

overtime game in Chicago ... Played 15 games with Salzburg in Austria during the lockout with 2-6=8 totals ... **2011-12:** Ranked eighth overall and third among defensemen in the NHL with a plus/minus rating of +27 ... Equaled his previous career season-high in goals (5) while playing in a career-high 77 games ... Had points in consecutive games on three occasions, including goals in back-to-back contests (Mar. 8-10) for the first time in his career ... Played his 200th NHL game on Mar. 31 at NY Islanders ... Missed five games to illness or injury ... Had 1-2=3 totals in seven playoff games, including his first career multiple-point post-season game with a 1-1=2 effort Apr. 21 vs. Washington ... **2010-11:** Established career season-highs in assists (13) and points (16) while playing his first full NHL season ... Recorded his third career multiple-point game with a 1-1=2 night on Mar. 24 vs. Montreal, which matched his career-high for points in a game ... Had a career-best three-game assist and point streak from Oct. 16-21 (0-3=3 totals) ... Played his 100th NHL game Feb. 9 vs. Montreal ... Missed ten games to injury and did not dress for three games (coach's decision) ... Added 3-6=9 totals in 25 playoff games ... Had a three-game playoff point streak from May 4-14 (2-1=3 totals) ... **2009-10:** Had two multiple-point games, both career-highs for assists and points in a game with two assists each Jan. 5 vs. Ottawa and Jan. 16 in Los Angeles ... Had points in consecutive games on four occasions ... Scored his first NHL goal and point on Dec. 5 vs. Toronto and his first NHL assist on Dec. 10 vs. the Maple Leafs ... Had a two-game conditioning stint in Providence/AHL from Dec. 2-5 with 1-0=1 totals in two AHL Bruins games ... Missed five games to injury ... Did not dress for 24 games (coach's decision) ... Had 2-4=6 totals with 6 PIM in 13 post-season games ... Had points in consecutive games twice ... Played his first NHL playoff game Apr. 15 in Buffalo ... Recorded his first NHL playoff point with an assist Apr. 17 at Buffalo ... Scored his first career NHL playoff goal Apr. 23 in Buffalo. ... **2008-09:** Spent most of the season in Providence/AHL where he led the team in scoring with 20-46=66 totals and 61 penalty minutes in 78 AHL Bruins games ... Was named the AHL's Eddie Shore Award winner as the outstanding defenseman as voted by coaches, players and media members ... Was also named a First Team AHL All-Star ... Set a Providence club record for points by a defenseman while leading all AHL defensemen in scoring with 66 points in addition to plus/minus at +19 ... Was named the team's MVP as well as Best Defenseman ... Added 3-5=8 totals in 16 AHL post-season games ... Was voted into the starting lineup for the Canadian team at the 2009 AHL All-Star Classic ... Recalled once to Boston from Dec. 1-7 and played his first game as a Bruin Dec. 4 at Tampa Bay ... Did not dress for one Boston game (coach's decision) ... **2007-08:** Spent most of the season in Lake Erie/AHL with 8-18=26 totals and 63 PIM in 60 AHL games ... Was second among that team's defensemen in scoring and led all club blueliners in power play points with 17 ... Recalled twice to Colorado, playing four scoreless games ... Played his first NHL game Jan. 5 vs. NY Islanders ... **2006-07:** Played the season in Albany/AHL where he was second in defenseman scoring with 10-18=28 totals and 125 PIM ... Was the only player to play in all 80 games ... **2005-06:** Spent the season in Lowell/AHL with 6-26=32 totals while playing in a team-high 74 games ... Was third on the team with 73 PIM ... **2004-05:** Played his first pro season with Hershey/AHL ... Had 3-12=15 totals and 69 PIM in 80 games ... Led team defensemen in games played ... **2002-03:** Joined Hershey at the conclusion of his junior season, but did not play in any post-season games with the Bears ... **Juniors:** Played four seasons in the Western Hockey League with Calgary and Moose Jaw ... Had 38-95=133

totals with 307 PIM in 265 career junior games ... Named Calgary's Rookie of the Year in 2000-01 ... Led Moose Jaw in playoff scoring in 2003-04 and was named team playoff MVP ... Was a +25 in 2002-03 ... Won the Hardest Shot competition at the NHL's 2002 Top Prospects Skills Evaluation with a 96 mph blast.

TRANSACTIONS: Colorado's second pick (third round), 61st overall, in the 2002 NHL Entry Draft ... Traded to Boston by Colorado for Matt Hendricks, June 24, 2008.

ETC: Full name, John Paul Boychuk ... Nickname, Boych ... Wife, Sheena ... Was awarded a penalty shot on Apr. 10, 2013, becoming the first Boston defenseman to take one since Ray Bourque on Mar. 19, 1994 ... His six playoff goals in 2013 were more than he has scored in any one NHL regular season.

CONTRACT STATUS: Is in year two of a three-year contract with an NHL cap figure of \$3,366,667.

PRONUNCIATION: JAH-nee BOI-chuhk



55 JOHNNY BOYCHUK



CAREER VS. NHL TEAMS

	GP	G	A	PTS	PIM
Anaheim	3	0	0	0	0
Boston	-	-	-	-	-
Buffalo	18	1	2	3	9
Calgary	3	0	1	1	17
Carolina	14	2	3	5	6
Chicago	5	2	2	4	5
Colorado	3	0	1	1	0
Columbus	4	0	1	1	0
Dallas	3	0	0	0	2
Detroit	4	0	0	0	0
Edmonton	2	1	0	1	0
Florida	13	0	0	0	5
Los Angeles	6	0	2	2	4
Minnesota	2	0	0	0	2
Montreal	16	1	3	4	28
Nashville	2	0	1	1	0
New Jersey	11	0	2	2	10
NY Islanders	14	0	2	2	2
NY Rangers	13	1	2	3	0
Ottawa	16	1	5	6	14
Philadelphia	13	0	0	0	28
Phoenix	4	0	0	0	7
Pittsburgh	11	0	1	1	2
St. Louis	1	0	1	1	0
San Jose	4	0	0	0	0
Tampa Bay	14	1	2	3	6
Toronto	17	3	3	6	4
Vancouver	3	0	0	0	0
Washington	13	1	3	4	0
Winnipeg	14	0	1	1	2



NHL FIRSTS:

Game – Jan. 5, 2008 vs. NY Islanders
Goal/Point – Dec. 5, 2009 vs. Toronto
Assist – Dec. 10, 2009 vs. Toronto

NHL MULTI-GOAL GAMES: None
NHL MULTI-POINT GAMES: 3

NHL SINGLE-GAME HIGHS:

Goals
 1 (14x; last Jan. 19, 2013 vs. NY Rangers)
Assists
 2 (2x; last Jan. 16, 2010 at Los Angeles)
Points
 2 (3x; last 1-1=2, Mar. 24, 2011 vs. Montreal)

NHL SINGLE-SEASON HIGHS:

Games – 77 (2011-12)
Goals – 5 (2x; last 2011-12)
Assists – 13 (2010-11)
Points – 16 (2010-11)

NHL CAREER-BEST:

Goal Streak
 2 (2-0=2, Mar. 8-10, 2012)
Assist Streak
 3 (0-3=3, Oct. 16-21, 2011)
Point Streak
 3 (0-3=3, Oct. 16-21, 2011)

STATS

REGULAR SEASON

PLAYOFFS

Season	Team	League	GP	G	A	PTS	PIM	PP	SH	GW	+/-	GP	G	A	PTS	PIM
2000-01	Calgary Hitmen	WHL	66	4	8	12	61	-	-	-	-	12	1	1	2	17
2001-02	Calgary Hitmen	WHL	70	8	32	40	85	-	-	-	-	7	1	1	2	6
2002-03	Calgary Hitmen	WHL	40	8	18	26	58	-	-	-	-	-	-	-	-	-
	Moose Jaw Warriors	WHL	27	5	17	22	32	-	-	-	-	13	2	6	8	29
2003-04	Moose Jaw Warriors	WHL	62	13	20	33	71	-	-	-	-	10	1	9	10	9
2004-05	Hershey Bears	AHL	80	3	12	15	69	-	-	-	-	-	-	-	-	-
2005-06	Lowell Lock Monsters	AHL	74	6	26	32	73	-	-	-	-	-	-	-	-	-
2006-07	Albany River Rats	AHL	80	10	18	28	125	-	-	-	-	5	1	1	2	4
2007-08	Colorado Avalanche	NHL	4	0	0	0	0	0	0	0	+1	-	-	-	-	-
	Lake Erie Monsters	AHL	60	8	18	26	63	-	-	-	-	-	-	-	-	-
2008-09	Boston Bruins	NHL	1	0	0	0	0	0	0	0	Ev	-	-	-	-	-
	Providence Bruins	AHL	78	20	46	66	61	-	-	-	-	16	3	5	8	19
2009-10	Boston Bruins	NHL	51	5	10	15	43	0	0	0	+10	13	2	4	6	6
	Providence Bruins	AHL	2	1	0	1	0	-	-	-	-	-	-	-	-	-
2010-11	Boston Bruins	NHL	69	3	13	16	45	1	0	1	+15	25	3	6	9	12
2011-12	Boston Bruins	NHL	77	5	10	15	53	0	0	2	+27	7	1	2	3	4
2012-13	Salzburg	Austria	15	2	6	8	2	-	-	-	-	-	-	-	-	-
	Boston Bruins	NHL	44	1	5	6	12	0	0	0	+5	22	6	1	7	10
NHL Totals			246	14	38	52	153	1	0	3	+58	67	12	13	25	32
Boston Totals			242	14	38	52	153	1	0	3	+57	67	12	13	25	32

75 ANTHONY CAMARA

LEFT WING | 6'0" | 192 LBS. | SHOOTS LEFT

Born: September 4, 1993 in Toronto, Ontario | Hometown: Toronto, Ontario



CAREER: Juniors: Played four seasons in the Ontario Hockey League with Saginaw and Barrie with 66-56=122 totals and 454 PIM in 245 regular season games and 12-12=24 totals and 94 PIM in 11 playoff contests ... Played his first two-plus seasons in Saginaw before being traded to Barrie midway through the 2011-12 campaign ... His career season-high 36-24=60 totals in 50 games in his final junior season of 2012-13 nearly doubled his best point total of any previous single season and the goal total bested his previous three seasons combined ... Was named a Third-Team OHL All-Star in 2012-13 ... Finished second in the 2012-13 OHL Coaches Poll voting as Most Improved Player and third as Best Body Checker ... **International:** Represented Canada at the 2013 World Junior Championship (0-2=2 totals and 31 PIM in six games) where his bronze medal-winning teammates included fellow Bruins Dougie Hamilton and Malcolm Subban.



TRANSACTIONS: Boston's third pick, 81st overall, in the 2011 NHL Entry Draft.

ETC: Full name, Anthony Camara ... Nickname, Cammy ... Single.

CONTRACT STATUS: Is in year one of a three-year entry-level contract.

PRONUNCIATION: AN-thuh-nee kuh-MAIR-uh




STATS

Season	Team	League	GP	G	A	PTS	PIM	PP	SH	GW	+/-	GP	G	A	PTS	PIM
2009-10	Saginaw Spirit	OHL	65	6	6	12	96	-	-	-	-	6	1	1	2	5
2010-11	Saginaw Spirit	OHL	64	8	9	17	132	-	-	-	-	12	0	1	1	25
2011-12	Saginaw Spirit	OHL	35	7	12	19	76	-	-	-	-	-	-	-	-	-
	Barrie Colts	OHL	31	9	5	14	59	-	-	-	-	13	2	3	5	22
2012-13	Barrie Colts	OHL	50	36	24	60	91	-	-	-	-	16	9	7	16	42

11 GREGORY CAMPBELL

CENTER | 6'0" | 197 LBS. | SHOOTS LEFT

Born: December 17, 1983 in London, Ontario | Hometown: Tillsonburg, Ontario



CAREER: Has won one Stanley Cup championship (2011 with Boston) ... **2012-13:** Was one of four Bruins to play in all 48 games ... Had two multiple-point games, both two-point efforts which came in consecutive games Apr. 8 (two assists) and 10 (two goals) ... Had a three-game point streak from Apr. 8-11 (2-3=5 totals) ... Had five fighting majors and the Bruins were 3-1-1 in those games ... Played his 200th game as a Bruin on Apr. 17 vs. Buffalo ... Recorded career-high 3-4=7 totals in 15 post-season games ... Had one multiple-point playoff game, a two-goal effort on May 25 vs. NY Rangers ... Had a three-game post-season point streak from May 25-June 3 (2-2=4 totals) ... Missed the final

seven games of the post-season after suffering a broken right fibula when blocking a shot on June 5 vs. Pittsburgh ... Played nearly a minute of the penalty kill after suffering the break before leaving the ice ... **2011-12:** Had two multiple-point games, both two point efforts and including his first career "Gordie Howe Hat Trick" with a goal, assist and fight on Jan. 19 at New Jersey ... Had points in consecutive games twice ... Played his 500th NHL game Feb. 25 at Ottawa ... Missed three games to injury ... **2010-11:** Matched his career season-high in goals with 13 ... Had five multiple-point games, including a 1-2=3 effort Jan. 10 in Pittsburgh which matched his career-high for points in a game and a two-goal night Mar. 24 vs. Montreal which equalled his career-high for goals in a game ... Had a three-game point streak from Jan. 13-17 (2-2=4 totals) ... Scored one of only two 3-on-5 short-handed goals in the NHL in a two-goal effort Mar. 24 vs. Montreal ... Played his 400th NHL game Jan. 6 vs. Minnesota and recorded his 100th NHL point with an assist Jan. 15 vs. Pittsburgh ... Added 1-3=4 totals in 25 playoff games while playing in his first NHL post-season ... Three of his four points in the post-season came in a four-game span from Apr. 30-May 6 ... Played his first NHL playoff game on Apr. 14 vs. Montreal, scored his first NHL playoff goal/point on Apr. 30 at Philadelphia and recorded his first NHL playoff assist on May 4 vs. Philadelphia ... **2009-10:** Led the Panthers in hits with 158 ... Had three multiple-point games, all two-assist efforts ... Had points in consecutive games twice ... Missed 22 games, including the final 12 of the season (foot), with injuries and his 60 games played were the lowest of any of his full NHL campaigns ... **2008-09:** Established career season-highs in all categories with 13 goals, 19 assists and 32 points ... Led the team in hits with 202 ... Had five multiple-point games, including career-high three-point nights on Nov. 12 vs. Tampa Bay (2-1=3) and Jan. 10 vs. Atlanta (0-3=3) ... Had a four-game point streak from Nov. 28-Dec. 4 (3-3=6 totals) ... Played his 300th NHL game on Apr. 5 vs. Pittsburgh ... Missed five games to injury (hip) ... **2007-08:** Played in a career-high 81 games ... Two of his five goals came with the team shorthanded ... Had two multiple-point games, both two-point efforts, including his first career two-goal effort on Oct. 24 vs. Philadelphia which included his first career game-winning tally ... Had points in consecutive games twice ... Played his 200th NHL game on Feb. 5 in Toronto ... **2006-07:** Played his first full NHL season ... Had one multiple-point game, the first of his career, with a 1-1=2 effort Mar. 17 vs. NY Islanders ... Played his 100th NHL game on Dec. 14 in Buffalo ... **2005-06:** Spent most of the season in Florida with 3-6=9 totals in 64 Panthers games ... Had two stints in Rochester/AHL at the start of the season with 3-3=6 totals in 11 AHL games, but remained in the NHL following his Nov. 8 recall to the big club ... Scored his first NHL point with a goal Nov. 15 at Montreal and recorded his first NHL assist Nov. 25 vs. Pittsburgh ... Had points in consecutive games twice ... Missed five games with a concussion ... **2004-05:** Played the entire NHL lockout season with San Antonio where he had 12-16=28 totals and 113 PIM in 70 AHL games ... **2003-04:** Spent most of his first pro season with Florida's AHL affiliate in San Antonio with 13-16=29 totals in 76 games ... Recalled for a two-game stint in Florida, playing his first NHL game on Oct. 18 at NY Islanders ... **Juniors:** Played three seasons of junior hockey with Plymouth and Kitchener of the OHL with 42-81=123 totals and 261 PIM in 185 games ... Won a Memorial Cup championship with Kitchener in 2003 as he was named to the All-Tournament Team as the tournament's leading scorer ... **International:** Played for Team Canada at the 2003 World Junior Championships (1-1=2 totals

and 4 PIM in six games), winning a Silver medal.

TRANSACTIONS: Florida's fourth pick (third round), 67th overall, in the 2002 NHL Entry Draft ... Traded to Boston by Florida with Nathan Horton for Dennis Wideman, 2010 first round (Derek Forbort) and 2011 third round (Kyle Rau) draft picks, June 22, 2010.

ETC: Full name, Gregory James Campbell ... Nicknames, Soup, Soupy ... Wife, Katie ... His father Colin won a Stanley Cup championship as an assistant coach with the NY Rangers in 1994 and he and Gregory became the 13th father-son combo on the Cup with Boston's 2011 victory.

CONTRACT STATUS: Is in year two of a three-year contract with an NHL cap figure of \$1,600,000.

PRONUNCIATION: GREH-guh-ree KAM-buhl



11 GREGORY CAMPBELL



CAREER VS. NHL TEAMS

	GP	G	A	PTS	PIM
Anaheim	6	0	0	0	13
Boston	17	0	3	3	13
Buffalo	34	4	6	10	39
Calgary	5	0	0	0	2
Carolina	45	4	4	8	26
Chicago	7	0	1	1	9
Colorado	7	0	2	2	14
Columbus	6	0	2	2	7
Dallas	7	0	0	0	18
Detroit	7	0	0	0	4
Edmonton	6	1	0	1	2
Florida	11	1	2	3	2
Los Angeles	7	1	0	1	10
Minnesota	6	0	1	1	4
Montreal	33	4	1	5	34
Nashville	5	0	1	1	2
New Jersey	28	4	5	9	20
NY Islanders	30	6	5	11	11
NY Rangers	28	3	5	8	56
Ottawa	33	1	7	8	21
Philadelphia	29	4	3	7	50
Phoenix	6	0	0	0	16
Pittsburgh	27	3	8	11	32
St. Louis	6	1	2	3	2
San Jose	6	0	1	1	4
Tampa Bay	41	3	7	10	35
Toronto	32	7	8	15	25
Vancouver	6	1	0	1	12
Washington	45	3	5	8	26
Winnipeg	43	3	10	13	17



NHL FIRSTS:

Game – Oct. 18, 2003 at NY Islanders
Goal/Point – Nov. 15, 2005 at Montreal
Assist – Nov. 25, 2005 vs. Pittsburgh

NHL MULTI-GOAL GAMES: 4
NHL MULTI-POINT GAMES: 20

NHL SINGLE-GAME HIGHS:

Goals
 2 (4x; last Apr. 10, 2013 at New Jersey)
Assists
 3 (Jan. 10, 2009 vs. Atlanta)
Points
 3 (3x; last 1-2=3, Jan. 10, 2011 vs. Pittsburgh)

NHL SINGLE-SEASON HIGHS:

Games – 81 (2007-08)
Goals – 13 (2x; last 2010-11)
Assists – 19 (2008-09)
Points – 32 (2008-09)

NHL CAREER-BEST:

Goal Streak
 3 (3-0=3, Nov. 30-Dec. 4, 2008)
Assist Streak
 3 (0-3=3, Mar. 3-7, 2009)
Point Streak
 4 (3-3=6, Nov. 28-Dec. 4, 2008)

STATS

REGULAR SEASON

PLAYOFFS

Season	Team	League	GP	G	A	PTS	PIM	PP	SH	GW	+/-	GP	G	A	PTS	PIM
2000-01	Plymouth Whalers	OHL	65	2	12	14	40	-	-	-	-	10	0	0	0	7
2001-02	Plymouth Whalers	OHL	65	17	36	53	105	-	-	-	-	6	0	2	2	13
2002-03	Kitchener Rangers	OHL	55	23	33	56	116	-	-	-	-	21	15	4	19	34
2003-04	Florida Panthers	NHL	2	0	0	0	5	0	0	0	-1	-	-	-	-	-
	San Antonio Rampage	AHL	76	13	16	29	73	-	-	-	-	-	-	-	-	-
2004-05	San Antonio Rampage	AHL	70	12	16	28	113	-	-	-	-	-	-	-	-	-
2005-06	Florida Panthers	NHL	64	3	6	9	40	0	0	0	-11	-	-	-	-	-
	Rochester Americans	AHL	11	3	3	6	30	-	-	-	-	-	-	-	-	-
2006-07	Florida Panthers	NHL	79	6	3	9	66	0	1	0	-10	-	-	-	-	-
2007-08	Florida Panthers	NHL	81	5	13	18	72	0	2	1	-12	-	-	-	-	-
2008-09	Florida Panthers	NHL	77	13	19	32	76	1	0	1	Evn	-	-	-	-	-
2009-10	Florida Panthers	NHL	60	2	15	17	53	0	0	1	-5	-	-	-	-	-
2010-11	Boston Bruins	NHL	80	13	16	29	93	1	1	1	+11	25	1	3	4	4
2011-12	Boston Bruins	NHL	78	8	8	16	80	0	0	0	-3	7	0	2	2	0
2012-13	Boston Bruins	NHL	48	4	9	13	41	0	1	0	+2	15	3	4	7	11
NHL Totals			569	54	89	143	526	2	5	4	-28	47	4	9	13	15
Boston Totals			206	25	33	58	214	1	2	1	+10	47	4	9	13	15

58 CARTER CAMPER

RIGHT WING | 5'9" | 176 LBS. | SHOOTS RIGHT


Born: July 6, 1988 in Cleveland, Ohio | Hometown: Rocky River, Ohio



CAREER VS. NHL TEAMS

	GP	G	A	PTS	PIM
Buffalo	1	0	0	0	0
Ottawa	1	1	0	1	0
St. Louis	1	0	0	0	0

CAREER: 2012-13: Spent the season in Providence/AHL with 10-37=47 totals in 57 games ... That was an AHL career season-high in assists and was one point shy of matching his previous high ... Missed games with a shoulder injury ... 2011-12: Spent most of his first full professional season in Providence/AHL where he led that team in assists and points with 18-30=48 totals in 69 games and was named the club's rookie of the year ... Recalled once to Boston from Feb. 20-27 with one goal in three games ... Played his first NHL game on Feb. 22 at St.



Louis and scored his first NHL point with a goal on his first NHL shot on Feb. 25 in Ottawa ... Named to the Eastern Conference roster for the 2012 AHL All-Star Game... 2010-11: Signed as a free agent on Apr. 7 at the conclusion of his college career and was assigned to Providence/AHL ... Had 1-1=2 totals in three AHL Bruins games with two PIM ... Played his first pro game on Apr. 8 vs. Portland, recorded his first pro point with an assist Apr. 9 at Springfield and scored his first pro goal on Apr. 10 vs. Manchester ... **College:** Played four seasons at Miami (Ohio) University with 69-114=183 totals in 156 career college games, which ranks second on the school's all-time assists and points lists ... Was a Hobey Baker finalist in his senior season of 2010-11 when he ranked third in the nation in both assists and points with 19-38=57 totals in 39 games ... Also earned First Team All-CCHA and Second Team All-America honors and became the first player in school history to be named CCHA Scholar-Athlete of the Year ... Went to the NCAA tournament in all four of his college seasons with two Frozen Four appearances, including a loss to Boston University in the 2009 championship game ... **Juniors:** Played one season with Lincoln of the USHL in 2006-07, earning a Second Team All-USHL berth as he finished second on the team in scoring with 23-48=71 totals in 56 games.

TRANSACTIONS: Signed by Boston as a free agent, Apr. 7, 2011.

ETC: Full name, Carter James Camper ... Nickname, Camps ... Wife, Erika ... Twitter, @carter_camper19

CONTRACT STATUS: Is in year one of a one-year contract with an NHL cap figure of \$550,000.

PRONUNCIATION: KAHR-tuhr KAM-puhr



NHL FIRSTS:

Game – Feb. 22, 2012 at St. Louis
Goal/Point – Feb. 25, 2012 at Ottawa
Assist – None

NHL MULTI-GOAL GAMES: None

NHL MULTI-POINT GAMES: None

NHL SINGLE-GAME HIGHS:

Goals
1 (Feb. 25, 2012 at Ottawa)
Assists
None
Points
1 (1-0=1, Feb. 25, 2012 at Ottawa)

NHL SINGLE-SEASON HIGHS:

Games – 3 (2011-12)
Goals – 1 (2011-12)
Assists – None
Points – 1 (2011-12)

NHL CAREER-BEST:

Goal Streak
1 (1-0=1, Feb. 25, 2012)
Assist Streak
None
Point Streak
1 (1-0=1, Feb. 25, 2012)

STATS

Season	Team	League	REGULAR SEASON										PLAYOFFS				
			GP	G	A	PTS	PIM	PP	SH	GW	+/-		GP	G	A	PTS	PIM
2006-07	Lincoln Stars	USHL	56	23	48	71	40	-	-	-	-		4	1	1	2	2
2007-08	Miami (OH) University RedHawks	CCHA	33	15	26	41	20	-	-	-	-		-	-	-	-	-
2008-09	Miami (OH) University RedHawks	CCHA	40	20	22	42	24	-	-	-	-		-	-	-	-	-
2009-10	Miami (OH) University RedHawks	CCHA	44	15	28	43	14	-	-	-	-		-	-	-	-	-
2010-11	Miami (OH) University RedHawks	CCHA	39	19	38	57	27	-	-	-	-		-	-	-	-	-
	Providence Bruins	AHL	3	1	1	2	2	-	-	-	-		-	-	-	-	-
2011-12	Boston Bruins	NHL	3	1	0	1	0	0	0	0	+1		-	-	-	-	-
	Providence Bruins	AHL	69	18	30	48	18	-	-	-	-		-	-	-	-	-
2012-13	Providence Bruins	AHL	57	10	37	47	6	-	-	-	-		12	8	5	13	0
NHL & Boston Totals			3	1	0	1	0	0	0	0	+1		-	-	-	-	-

38 JORDAN CARON

RIGHT WING | 6'3" | 204 LBS. | SHOOTS LEFT

Born: November 2, 1990 in Sayabec, Quebec | Hometown: Sayabec, Quebec



CAREER VS. NHL TEAMS

	GP	G	A	PTS	PIM
Anaheim	1	0	0	0	0
Buffalo	7	0	1	1	2
Carolina	5	1	0	1	0
Chicago	1	0	0	0	0
Columbus	1	0	0	0	0
Detroit	2	0	0	0	0
Edmonton	1	1	0	1	0
Florida	5	0	1	1	0
Los Angeles	2	0	1	1	2
Minnesota	1	0	0	0	0
Montreal	6	1	0	1	2
Nashville	1	0	0	0	0
New Jersey	5	1	2	3	2
NY Islanders	4	0	1	1	2
NY Rangers	5	1	1	2	0
Ottawa	9	1	1	2	2
Philadelphia	5	0	1	1	4
Phoenix	1	0	0	0	0
Pittsburgh	4	0	1	1	2
St. Louis	2	0	0	0	0
San Jose	1	0	0	0	0
Tampa Bay	4	1	1	2	0
Toronto	5	2	2	4	4
Washington	7	1	1	2	0
Winnipeg	3	1	0	1	2


CAREER: 2012-13: Split the season between Boston and Providence/AHL with 1-2=3 totals in 17 Boston games during his recall from Mar. 8-Apr. 16 ... Scored his lone Boston goal on Apr. 8 vs. Carolina ... Did not dress (coach's decision) for three games ... Had 11-7=18 totals with 38 PIM in 47 games with the AHL Providence Bruins ... **2011-12:** Recorded career season-highs in all categories with 7-8=15 totals in 48 NHL games ... Had two multiple-point games with a 1-1=2 effort on Mar. 4 at NY Rangers for the first such game of his career and besting that in his next game with 2-1=3 totals on Mar. 6 in Toronto ... Had a four-game point streak from Mar. 4-10 (3-4=7 totals) ... Played an NHL career-high 29 straight games from Feb. 5-Apr. 1 ... Did not dress for 19 games (coach's decision) and missed one with an illness ... Played two playoff games, including his first career NHL post-season game on Apr. 22 in Washington ... Had six stints in Providence with 4-9=13 totals in 17 AHL games ... **2010-11:** Spent most of his first pro season in Providence with 12-16=28 totals and 16 PIM in 47 AHL Bruins games ... Began the season with Boston with 3-4=7 totals and six PIM in 20 games before his Dec. 6 assignment to Providence ... Recalled on one more occasion from Feb. 7-14 (0-0=0 totals in three games) ... Had assists in consecutive games Nov. 22-24 (0-2=2 totals) ... Played his first NHL game Oct. 10 vs. Phoenix in Prague, Czech Republic, scored his first NHL point with a goal Oct. 16 at New Jersey and recorded his first NHL assist Nov. 10 at Pittsburgh ... Missed two games to injury and did not dress for three games (coach's decision) ... Was recalled again to Boston for the playoff run, but did not play a post-season game ... **Juniors:** Played four seasons of junior hockey in the Quebec Major Junior Hockey League with Rimouski and Rouyn-Noranda with 100-103=203 totals and 173 penalty minutes in 204 career junior games ... Enjoyed his best statistical season in 2008-09 with career-high totals of 36 goals and 67 points in 56 games with Rimouski ... Began the 2009-10 season in Rimouski with 9-11=20 totals in 20 games before his trade deadline move to Rouyn-Noranda ... His 26-27=53 combined totals were fourth overall in the Huskies' scoring race and second in goals ... Led the team in playoff scoring with 7-11=18 totals in 11 post-season games ... **International:** Won a Silver medal with Team Canada in the 2010 World Junior Championships (0-4=4 totals with 6 PIM in six games).

TRANSACTIONS: Boston's first pick, 25th overall, in the 2009 NHL Entry Draft.

ETC: Full name, Jordan Caron ... Nickname, Jordy ... Single ... Twitter, @jord38caron

CONTRACT STATUS: Is in year one of a one-year contract with an NHL cap figure of \$640,000.

PRONUNCIATION: JOHR-duhn kuh-RAHN



NHL FIRSTS:

Game – Oct. 10, 2010 vs. Phoenix
Goal/Point – Oct. 16, 2010 at New Jersey
Assist – Nov. 10, 2010 at Pittsburgh

NHL MULTI-GOAL GAMES: 1
NHL MULTI-POINT GAMES: 2

NHL SINGLE-GAME HIGHS:

Goals
2 (Mar. 6, 2012 at Toronto)
Assists
1 (14x; last Mar. 25, 2013 vs. Toronto)
Points
3 (2-1=3, Mar. 6, 2012 at Toronto)

NHL SINGLE-SEASON HIGHS:

Games – 48 (2011-12)
Goals – 7 (2011-12)
Assists – 8 (2011-12)
Points – 15 (2011-12)

NHL CAREER-BEST:

Goal Streak
2 (3-0=3, Mar. 4-6, 2012)
Assist Streak
4 (0-4=4, Mar. 4-10, 2012)
Point Streak
4 (3-4=7, Mar. 4-10, 2012)

STATS

Season	Team	League	REGULAR SEASON										PLAYOFFS				
			GP	G	A	PTS	PIM	PP	SH	GW	+/-		GP	G	A	PTS	PIM
2006-07	Rimouski Oceanic	QMJHL	59	18	22	40	41	-	-	-	-	-	-	-	-	-	-
2007-08	Rimouski Oceanic	QMJHL	46	20	23	43	42	-	-	-	-	-	9	3	1	4	18
2008-09	Rimouski Oceanic	QMJHL	56	36	31	67	66	-	-	-	-	-	13	6	5	11	16
2009-10	Rimouski Oceanic	QMJHL	20	9	11	20	8	-	-	-	-	-	-	-	-	-	-
	Rouyn-Noranda Huskies	QMJHL	23	17	16	33	16	-	-	-	-	-	11	7	11	18	15
2010-11	Boston Bruins	NHL	23	3	4	7	6	0	0	1	+3	-	-	-	-	-	-
	Providence Bruins	AHL	47	12	16	28	16	-	-	-	-	-	-	-	-	-	-
2011-12	Boston Bruins	NHL	48	7	8	15	14	0	0	0	Evn	-	2	0	0	0	0
	Providence Bruins	AHL	17	4	9	13	10	-	-	-	-	-	-	-	-	-	-
2012-13	Boston Bruins	NHL	17	1	2	3	4	0	0	0	+1	-	-	-	-	-	-
	Providence Bruins	AHL	47	11	7	18	38	-	-	-	-	-	12	2	7	9	10
NHL & Boston Totals			88	11	14	25	24	0	0	1	+4		2	0	0	0	0

65 CHRIS CASTO

DEFENSE | 6'1" | 200 LBS. | SHOOTS RIGHT

Born: December 27, 1991 in St. Paul, Minnesota | Hometown: Stillwater, Minnesota



CAREER: 2012-13: Signed an amateur try-out agreement with Providence/ AHL on Mar. 29 at the conclusion of his college season and played four score-less games with the AHL Bruins ... **College:** Played two seasons at the University of Minnesota-Duluth with 5-17=22 totals and 30 PIM in 77 career college games ... His +22 rating over those two seasons were the best of any Bulldog over that span ... His +21 rating in 2011-12 was the highest of any NCAA rookie defenseman and was the fourth-best rating of any college blueliner that season ... Signed a contract with the Bruins on Mar. 26, foregoing his final two seasons of college eligibility ... **Juniors:** Played one season with Lincoln of the USHL in 2010-11 where he ranked second among team defensemen with 6-19=25 totals in 58 games.



TRANSACTIONS: Signed by Boston as a free agent, Mar. 26, 2013.

ETC: Full name, Christopher Michael Casto ... Nickname, Fidel ... Single ... Twitter, @fidelcrusto

CONTRACT STATUS: Is in year one of a three-year entry level contract.

PRONUNCIATION: KRIHS KAS-toh




STATS

Season	Team	League	GP	G	A	PTS	PIM	PP	SH	GW	+/-	GP	G	A	PTS	PIM
2010-11	Lincoln Stars	USHL	58	6	19	25	40	-	-	-	-	2	0	0	0	0
2011-12	Univ. of Minnesota-Duluth Bulldogs	WCHA	41	2	11	13	14	-	-	-	-	-	-	-	-	-
2012-13	Univ. of Minnesota-Duluth Bulldogs	WCHA	36	3	6	9	16	-	-	-	-	-	-	-	-	-
	Providence Bruins	AHL	4	0	0	0	0	-	-	-	-	-	-	-	-	-

33 ZDENO CHARA

DEFENSE | 6'9" | 255 LBS. | SHOOTS LEFT

Born: March 18, 1977 in Trencin, Slovakia | Hometown: Trencin, Slovakia



CAREER: Was named the 18th Captain in team history on Oct. 3, 2006 ... Has won one Stanley Cup championship (2011 with Boston) ... Has played in six NHL All-Star Games (2003, 2007, 2008, 2009, 2011, 2012) ... Has a 3/10 record in NHL shootouts (2 deciding goals) ... **2012-13:** Was one of four Bruins to play in every game ... Had two multiple-point games with his season-high a 1-2=3 effort on Jan. 28 at Carolina ... Had a four-game point streak from Mar. 11-16 (2-2=4 totals) ... Played his 500th game as a Bruin Mar. 11 at Ottawa ... Had three multiple-point playoff games including a career-high four-assist effort on May 8 in Toronto which were the most assists by a Bruin in a playoff game since May 3,

1991 (Vladimir Ruzicka vs. Pittsburgh) ... Had a five-game playoff point streak from May 8-16 (2-7=9 totals) ... Played 25 games with Lev Praha of the KHL during the lockout with 4-6=10 totals ... **2011-12:** Led all NHL defensemen and tied for third overall with a +33 rating ... Finished fourth in scoring among league blueliners and set career season-highs in assists (40) and points (52) ... Was a finalist for the Norris Trophy for the fifth time in his career and was voted to the NHL's Second All-Star Team ... Had 15 multiple-point games, including two three-point efforts which matched his career-high for points in a game ... Had a five-game point streak from Mar. 25-Apr. 1 which included a four-game assist streak from Mar. 27-Apr. 1 (1-7=8 totals) ... Had a four-game assist/point streak from Oct. 29-Nov. 7 (0-7=7) ... Played his 400th game as a Bruin Oct. 8 vs. Tampa Bay, recorded his 300th NHL assist on Jan. 5 vs. Calgary and played his 1,000th NHL game on Mar. 24 in Los Angeles, becoming the 277th player overall and 91st defenseman to hit that milestone and the 11th to do so while playing for Boston ... Missed two games to injury and did not dress for one game (coach's decision) ... Captained his team at the All-Star Game, scored the game-winning goal and was a +7 ... Broke his own record in the Hardest Shot competition at 108.8 mph ... Tied his career-high for points in a playoff game with a 1-2=3 effort Apr. 16 at Washington which included the game-winning goal at 18:07 of the third period ... **2010-11:** Hit the 10+ goal and 40+ point marks for the seventh time ... Finished with the league's top plus/minus rating at +33 and ranked sixth overall in the league in time on ice at 25:26 ... Had eight multiple-point games, with his season-highs three-point nights each Jan. 17 vs. Carolina, Mar. 22 vs. New Jersey and Mar. 24 vs. Montreal which matched his previous career-high for points in a game ... Scored his first career hat trick on Jan. 17 vs. Carolina, becoming just the fourth defenseman in team history to accomplish the feat, joining Bobby Orr (9), Ray Bourque and Glen Wesley, and the first since Wesley on Dec. 15, 1993 in New Jersey ... Had a four-game point streak from Jan. 8-13 (2-3=5 totals) ... Played his 900th NHL game on Feb. 5 vs. San Jose ... Recorded his 400th NHL point with a goal on Mar. 22 vs. New Jersey ... Did not dress for one game (coach's decision) ... Played in his fifth NHL All-Star Game and had two assists ... Broke his own record in the Hardest Shot competition with a 105.9 mph blast ... Had 2-7=9 totals in 24 post-season games and led the NHL in playoff plus/minus at +16 ... Had two multiple-point games, including a career-high for goals and points in a playoff game with a 2-1=3 effort on May 4 vs. Philadelphia ... Had a three-game assist streak from June 4-8 (0-4=4 totals) ... Played his 100th NHL playoff game on June 15 in Vancouver in game seven of the Stanley Cup Final ... Missed game two of the Conference Quarterfinal vs. Montreal with an illness ... Was a Norris Trophy finalist ... **2009-10:** Led the team in plus/minus at +19 and led team defensemen in scoring, finishing third overall in the club's scoring race ... Had six multiple-point games with his season-high a 1-2=3 night Dec. 23 vs. Atlanta, which tied his career-high for points in a game ... Had three four-game point streaks ... Had an assist on the overtime goal in the 2010 Winter Classic game vs. Philadelphia at Fenway Park on Jan. 1 ... Took four shootout shots, scoring one goal which was the deciding tally on Jan. 14 at San Jose ... Played his 800th NHL game on Dec. 18 in Chicago ... Missed one game to injury and did not dress for one game (coach's decision) ... Added 2-5=7 totals with 29 PIM in 13 playoff games, setting a career post-season high in goals and tying his previous high in points ... Recorded his first career multiple-point playoff game with a two-goal effort on Apr. 17 vs. Buffalo ... **2008-09:** Won his first Norris Trophy as the league's top defenseman and was named a First Team All-Star as well ... Scored a career-high 19

goals, the most by a Boston defenseman since Ray Bourque in 1996-97 (19) ... Had 11 multiple-point games, all two-point efforts including matching his career-high for goals in a game with two two-goal nights ... Had two four-game point streaks, from Dec. 6-12 (2-2=4 totals) and Jan. 17-27 (2-3=5 totals) ... Had three three-game point streaks as well ... Played his 700th NHL game Nov. 6 vs. Toronto, recorded his 200th NHL assist Jan. 10 vs. Carolina, earned his 300th NHL point in a 1-1=2 effort Feb. 5 in Ottawa and scored his 100th NHL goal Feb. 28 vs. Washington ... Did not dress for two games (coach's decision) ... Added 1-3=4 totals in 11 playoff games, including a two-assist effort May 10 vs. Carolina ... Played in his fourth NHL All-Star Game Jan. 25 in Montreal ... Defended his Hardest Shot title for the third straight year ... **2007-08:** Was voted a finalist for the Norris Trophy as the league's top defenseman ... Had ten multiple-point games, including a career-high for assists in a game with three Jan. 12 at Philadelphia ... Had a six-game point streak from Feb. 16-28 (6-2=8 totals) ... Had two four-game point streaks, from Nov. 10-20 (1-4=5 totals) and Jan. 12-20 (1-5=6 totals) ... Missed five games with a shoulder injury ... Was voted a starter for the Eastern Conference at the All-Star Game and won the Hardest Shot competition for the second straight year ... **2006-07:** Led the NHL in average ice time at 27:57 minutes per game ... Had six multiple-point games with his season-high a 1-2=3 effort Feb. 3 at Carolina, which matched his career-high for points in a game ... Had a five-game point streak from Dec. 16-26 (1-4=5 totals) ... Had a four-game assist/point streak from Jan. 11-17 (1-5=6 totals) ... Scored an overtime goal Feb. 3 at Carolina ... Recorded his 200th NHL point with an assist in a 1-1=2 night Jan. 11 vs. NY Islanders ... Played his 600th NHL game Mar. 20 in Montreal ... Played his first game as a Bruin Oct. 6 at Florida and recorded his first points as a Bruin with two assists in that game ... Scored his first goal as a Bruin Oct. 26 vs. Montreal ... Missed two games with a hip injury ... Played in the NHL All-Star Game and scored



33 ZDENO CHARA



CAREER VS. NHL TEAMS

	GP	G	A	PTS	PIM
Anaheim	14	2	5	7	8
Boston	35	7	6	13	74
Buffalo	76	9	30	39	73
Calgary	15	1	4	5	16
Carolina	54	6	21	27	77
Chicago	16	1	3	4	30
Colorado	15	0	3	3	17
Columbus	12	2	3	5	12
Dallas	14	0	3	3	18
Detroit	18	0	4	4	22
Edmonton	15	0	5	5	14
Florida	50	8	17	25	120
Los Angeles	16	1	4	5	43
Minnesota	11	0	1	1	10
Montreal	76	13	23	36	164
Nashville	12	2	3	5	6
New Jersey	55	5	17	22	71
NY Islanders	41	10	21	31	24
NY Rangers	54	8	19	27	86
Ottawa	53	9	19	28	55
Philadelphia	52	10	15	25	78
Phoenix	17	2	5	7	24
Pittsburgh	56	14	15	29	116
St. Louis	15	2	6	8	10
San Jose	15	1	1	2	28
Tampa Bay	52	7	24	31	78
Toronto	77	12	24	36	83
Vancouver	16	1	1	2	16
Washington	54	7	19	26	76
Winnipeg	49	4	13	17	92

two goals ... Won the Hardest Shot competition during the All-Star Super Skills events ... **2005-06:** Had nine multiple-point games, all two-point efforts including two two-goal games ... Had a five-game point streak from Dec. 20-28 (3-3=6 totals) ... Had two four-game point streaks, from Oct. 27-Nov. 2 (3-4=7 totals) and Mar. 1-6 (1-3=4 totals) ... Had three game-winning goals, including an overtime score Apr. 11 vs. Boston ... Played his 500th NHL game Jan. 12 vs. San Jose and recorded his 100th NHL assist Nov. 19 vs. New Jersey ... Missed ten games to injury (hand) and served a one-game NHL-imposed suspension for incurring an instigator penalty in the last five minutes of the Dec. 2 game vs. Los Angeles ... Had one multiple-point playoff game, a 1-1=2 effort Apr. 25 at Tampa Bay ... **2004-05:** Played the lockout season with Farjestads in Sweden, leading team defensemen in scoring with 10-15=25 totals in 33 games ... **2003-04:** Named a First Team NHL All-Star and finished second in Norris Trophy balloting as the league's top defenseman ... Tied for third in the NHL at +33 ... Had ten multiple-point games, including two three-point efforts ... Missed three games to injuries ... **2002-03:** Had seven multiple-point games, including a career-high 2-1=3 effort Nov. 12 at NY Islanders ... Played in the NHL All-Star Game ... Missed eight games with an injury ... Scored his first career playoff goal Apr. 25 vs. Philadelphia and had one multiple-point playoff game, a two-assist effort Apr. 14 at NY Islanders ... **2001-02:** Led the team and was fifth overall in the NHL at +30 ... Had two multiple-point games, both two-point efforts ... Played his 300th NHL game Mar. 30 vs. Tampa Bay ... Missed seven games with injuries and the flu ... Played his first career playoff game Apr. 17 at Philadelphia and recorded his first playoff point with an assist May 10 at Toronto ... Missed the final two playoff games with a knee injury ... **2000-01:** Led the league in hits with 373 and led the team in penalty minutes with 157 ... Played in a career-high 82 games ... Played his 200th NHL game Jan. 31 vs. New Jersey ... **1999-2000:** Finished second in the NHL with 309 hits ... Had one multiple-point game, a 1-1=2 effort Nov. 3 at NY Rangers, including the game-tying goal ... Played his 100th NHL game Nov. 19 at Colorado ... Missed 16 games with a shoulder injury and one with the flu ... **1998-99:** Split the season between NY Islanders and Lowell/AHL ... Had 2-2=4 totals in 23 Lowell games with two recalls to New York ... Led NHL rookies in hits with 214 ... Was a +4 Jan. 21 at Pittsburgh ... Scored his first career shorthanded goal Mar. 27 vs. Ottawa ... Scored his first NHL goal Jan. 29 vs. Phoenix ... **1997-98:** Split the season between NY Islanders and their AHL affiliate in Kentucky ... Had 4-9=13 totals in 48 Kentucky games with three recalls to New York ... Played his first NHL game Nov. 19 at Detroit and recorded his first NHL point with an assist Apr. 15 at NY Rangers ... Played for the World Team in the AHL All-Star Game and was named to the AHL All-Rookie Team ... **Juniors:** Played one season of junior hockey with Prince George of the Western Hockey League in 1996-97 ... Led Cougars defensemen in scoring with 3-19=22 totals and 120



33 ZDENO CHARA



PIM in 49 games and added 1-7=8 totals in 15 playoff contests ... Missed 23 games with a broken wrist ... **Europe:** Played junior hockey in Slovakia with his hometown Trencin team ... **International:** Has represented Slovakia in seven World Championships - 1999 (1-0=1 totals in six games), 2000 (0-0=0 totals in nine games, Silver medal), 2001 (0-1=1 totals in seven games), 2004 (2-0=2 totals in nine games), 2005 (0-2=2 totals in seven games), 2007 (3-1=4 totals with 4 PIM in seven games) and 2012 (2-2=4 totals in ten games, Silver medal, named tournament's best defenseman) ... Played for Slovakia in the 2004 World Cup (0-2=2 totals in four games) ... Played for Slovakia in two Olympic Games - 2006 (1-1=2 totals in six games) and 2010 (0-3=3 totals with 6 PIM in 7 games) ... Captained the 2010 Olympic squad.

AWARDS: James Norris Memorial Trophy (2008-09) ... Mark Messier Leadership Award (2010-11) ... NHL First All-Star Team (2003-04, 2008-09) ... NHL Second All-Star Team (2005-06, 2007-08, 2010-11, 2011-12).

TRANSACTIONS: NY Islanders' third pick, 56th overall, in the 1996 NHL Entry Draft ... Traded to Ottawa by NY Islanders with Bill Muckalt and 2001 first round draft pick (Jason Spezza) for Alexei Yashin, June 23, 2001 ... Signed by Boston as a free agent, July 1, 2006.

ETC: Full name, Zdenko Chara ... Nickname, Zee ... Wife, Tatiana; daughter, Eliz Victoria ... Multi-lingual, he speaks the Slovak languages (Slovak, Czech and Polish) in addition to English, Russian, German and Swedish and he is studying Italian ... He and his father are both Olympians, as he represented Slovakia on the 2006 and 2010 hockey teams and his father was a wrestler on Czechoslovakia's 1976 Olympic team ... He is just the third Slovakian-born captain in NHL history ... Is the tallest player in league history ... Holds the NHL's Hardest Shot record at 108.8 mph set during the 2012 All-Star Skills Competition.

CONTRACT STATUS: Is in year three of a seven-year contract with an NHL cap figure of \$6,916,667.

PRONUNCIATION: zuh-DAY-noh CHAH-ruh

NHL FIRSTS:

Game – Nov. 19, 1997 at Detroit
Goal – Jan. 29, 1999 vs. Phoenix
Assist/Point – Apr. 15, 1998 at NY Rangers

NHL MULTI-GOAL GAMES: 9
NHL MULTI-POINT GAMES: 87

NHL SINGLE-GAME HIGHS:

Goals
 3 (Jan. 17, 2011 vs. Carolina)
Assists
 3 (3x; last Mar. 27, 2012 vs. Tampa Bay)
Points
 3 (12x; last 1-2=3, Jan. 28, 2013 at Carolina)

NHL SINGLE-SEASON HIGHS:

Games – 82 (2000-01)
Goals – 19 (2008-09)
Assists – 40 (2011-12)
Points – 52 (2011-12)

NHL CAREER-BEST:

Goal Streak
 3 (2x; last 3-0=3, Feb. 16-21, 2008)
Assist Streak
 4 (7x; last 0-7=7, Mar. 27-Apr. 1, 2012)
Point Streak
 6 (2x; last 6-2=8, Feb. 16-28, 2008)

STATS

REGULAR SEASON

PLAYOFFS

Season	Team	League	GP	G	A	PTS	PIM	PP	SH	GW	+/-	GP	G	A	PTS	PIM
1996-97	Prince George Cougars	WHL	49	3	19	22	120	-	-	-	-	15	1	7	8	45
1997-98	New York Islanders	NHL	25	0	1	1	50	0	0	0	+1	-	-	-	-	-
	Kentucky Thoroughblades	AHL	48	4	9	13	125	-	-	-	-	1	0	0	0	4
1998-99	New York Islanders	NHL	59	2	6	8	83	0	1	0	-8	-	-	-	-	-
	Lowell Lock Monsters	AHL	23	2	2	4	47	-	-	-	-	-	-	-	-	-
1999-2000	New York Islanders	NHL	65	2	9	11	57	0	0	1	-27	-	-	-	-	-
2000-01	New York Islanders	NHL	82	2	7	9	157	0	1	0	-27	-	-	-	-	-
2001-02	Dukla Trencin	Slovakia	8	2	2	4	32	-	-	-	-	-	-	-	-	-
	Ottawa Senators	NHL	75	10	13	23	156	4	1	2	+30	10	0	1	1	12
2002-03	Ottawa Senators	NHL	74	9	30	39	116	3	0	2	+29	18	1	6	7	14
2003-04	Ottawa Senators	NHL	79	16	25	41	147	7	0	3	+33	7	1	1	2	8
2004-05	Farjestads	Sweden	33	10	15	25	132	-	-	-	-	13	3	5	8	82
2005-06	Ottawa Senators	NHL	71	16	27	43	135	10	1	3	+17	10	1	3	4	23
2006-07	Boston Bruins	NHL	80	11	32	43	100	9	0	3	-21	-	-	-	-	-
2007-08	Boston Bruins	NHL	77	17	34	51	114	9	1	0	+14	7	1	1	2	12
2008-09	Boston Bruins	NHL	80	19	31	50	95	11	0	3	+23	11	1	3	4	12
2009-10	Boston Bruins	NHL	80	7	37	44	87	4	0	1	+19	13	2	5	7	29
2010-11	Boston Bruins	NHL	81	14	30	44	88	8	1	2	+33	24	2	7	9	34
2011-12	Boston Bruins	NHL	79	12	40	52	86	8	0	0	+33	7	1	2	3	8
2012-13	Lev Praha	KHL	25	4	6	10	24	-	-	-	-	-	-	-	-	-
	Boston Bruins	NHL	48	7	12	19	70	3	0	2	+14	22	3	12	15	20
NHL Totals			1055	144	334	478	1541	76	6	22	+163	129	13	41	54	172
Boston Totals			525	87	216	303	640	52	2	11	+115	84	10	30	40	115

56 TOMMY CROSS

DEFENSE | 6'3" | 206 LBS. | SHOOTS LEFT

Born: September 12, 1989 in Hartford, Connecticut | Hometown: Simsbury, Connecticut



CAREER: 2012-13: Split his first full professional season between South Carolina/ECHL and Providence/AHL ... Began the season in South Carolina and let the Stingrays in scoring with 6-11=17 totals in 22 games at the time of his Nov. 28 recall to Providence ... Added two assists in two additional ECHL games during a Feb. 13-16 stint ... Had 1-10=11 totals in 42 Providence games during his two AHL stays and added three assists in 12 AHL Bruins playoff games ... **2011-12:** Signed an entry level contract with Boston on Apr. 10 at the conclusion of his college career and played two scoreless games with their AHL affiliate in Providence ... **College:** Played four seasons of college hockey at Boston College with 17-43=60 totals and 171 penalty minutes in 134 career college games ... Won two NCAA championships with the Eagles, in 2010 and 2012 and captained the 2012 squad ... Also won three straight Beanpot championships and Hockey East titles in 2010, 2011 and 2012 ... Was named the Male Eagle of the Year in 2012, given annually to that person who has proven to be an "outstanding citizen, leader, scholar and athlete" ... **Juniors:** Played nine games in the USHL for the Ohio Junior Blue Jackets prior to entering college.



TRANSACTIONS: Boston's second pick, 35th overall, in the 2007 NHL Entry Draft.

ETC: Full name, Thomas Reginald Cross ... Nickname, Tommy ... Single ... Earned his degree from Boston College in Communications with a minor in International Studies ... His father Tom played college hockey at Dartmouth ... Twitter, @TCross4

CONTRACT STATUS: Is in year two of a two-year entry level contract.

PRONUNCIATION: TAH-mee KRAHS



STATS

Season	Team	League	GP	G	A	PTS	PIM	PP	SH	GW	+/-	PLAYOFFS				
												GP	G	A	PTS	PIM
2007-08	Westminster School	High School	25	9	12	21	-	-	-	-	-	-	-	-	-	-
	Ohio Jr. Blue Jackets	USHL	9	0	4	4	8	-	-	-	-	-	-	-	-	-
2008-09	Boston College Eagles	HE	24	0	8	8	24	-	-	-	-	-	-	-	-	-
2009-10	Boston College Eagles	HE	38	5	5	10	36	-	-	-	-	-	-	-	-	-
2010-11	Boston College Eagles	HE	28	7	11	18	45	-	-	-	-	-	-	-	-	-
2011-12	Boston College Eagles	HE	44	5	19	24	66	-	-	-	-	-	-	-	-	-
	Providence Bruins	AHL	2	0	0	0	2	-	-	-	-	-	-	-	-	-
2012-13	Providence Bruins	AHL	42	1	10	11	23	-	-	-	-	12	0	3	3	8
	South Carolina Stingrays	ECHL	24	6	13	19	23	-	-	-	-	-	-	-	-	-


61 CRAIG CUNNINGHAM

LEFT WING | 5'10" | 184 LBS. | SHOOTS RIGHT

Born: September 13, 1990 in Trail, British Columbia | Hometown: Trail, British Columbia



CAREER: 2012-13: Spent the season in Providence/AHL and recorded pro career season-highs in all offensive categories with 25-21=46 totals ... Played in a team-high 75 games ... It was his second straight 20+ goal AHL season as he finished second on the team in goals and third overall in points ... Added 3-5=8 totals in 12 playoff contests ... **2011-12:** Played his first pro season in Providence/AHL and finished third overall in the club's scoring race while leading the team in goals with 20-16=36 totals ... Was the only player on the AHL Bruins to play in all 76 games ... **Juniors:** Played five seasons of junior hockey in the Western Hockey League with the Vancouver Giants and Portland Winterhawks with 103-161=254 totals and 272 penalty minutes in 330 career junior games ... Won a Memorial Cup championship with the Giants in 2006-07 and his team's captain that season was Milan Lucic ... Finished sixth in the WHL scoring race in 2009-10 with career-high 37-60=97 totals ... Earned a WHL West First All-Star Team berth and was the Western Conference finalist for the WHL Player of the Year Award that season ... Began the 2010-11 season in Vancouver with 10-35=45 totals in 36 Giants games before his Dec. 28 trade to Portland where he had 17-25=42 totals in 35 Winter Hawks games and his combined 87 points ranked 12th overall in the WHL ... Added 7-14=21 totals in 21 post-season games before the Winterhawks fell to Kootenay in the WHL Finals ... Ranks second on the Giants' list of all-time games played and third all-time in career points.



TRANSACTIONS: Boston's fourth pick, 97th overall, in the 2010 NHL Entry Draft.

ETC: Full name, Craig Allen Cunningham ... Nickname, Cunny ... Single.

CONTRACT STATUS: Is in year three of a three-year entry level contract.

PRONUNCIATION: KREHG KUH-nihng-ham




STATS

Season	Team	League	GP	G	A	PTS	PIM	PP	SH	GW	+/-	GP	G	A	PTS	PIM
2006-07	Vancouver Giants	WHL	48	0	5	5	38	-	-	-	-	15	0	1	1	15
2007-08	Vancouver Giants	WHL	67	11	14	25	72	-	-	-	-	10	1	2	3	6
2008-09	Vancouver Giants	WHL	72	28	22	50	62	-	-	-	-	17	5	9	14	12
2009-10	Vancouver Giants	WHL	72	37	60	97	44	-	-	-	-	16	12	12	24	12
2010-11	Vancouver Giants	WHL	36	10	35	45	31	-	-	-	-	-	-	-	-	-
	Portland Winter Hawks	WHL	35	17	25	42	25	-	-	-	-	21	7	14	21	12
2011-12	Providence Bruins	AHL	76	20	16	36	20	-	-	-	-	-	-	-	-	-
2012-13	Providence Bruins	AHL	75	25	21	46	26	-	-	-	-	12	3	5	8	4

21 LOUI ERIKSSON

LEFT WING | 6'2" | 196 LBS. | SHOOTS LEFT

Born: July 17, 1985 in Goteborg, Sweden | Hometown: Goteborg, Sweden



CAREER: Has played in one NHL All-Star Game (2011) ... Has a 10/34 record in NHL shoot-outs (4 deciding goals) ... Has taken two career penalty shots (one goal) ... **2012-13:** Tied for the team lead in goals and was second overall in the club's scoring race ... Had six multiple-point games, all two-point nights including a two-goal effort Mar. 18 vs. Calgary ... Had two three-game point streaks, from Feb. 23-26 (2-2=4 totals) and Mar. 21-25 (0-4=4 totals) ... Recorded his 200th NHL assist on Mar. 14 vs. Anaheim and played his 500th NHL game Apr. 25 vs. Columbus ... Played with Davos in Switzerland during the NHL lock-out with 3-3=6 totals in seven games ... **2011-12:**

Played in all 82 games for the third time in the last four seasons ... Led the team in scoring ... Had 20 multiple-point games, including four multiple-goal nights and five three-point nights ... Twice tied his career-high for assists in a game with three each Nov. 6 in Carolina and Jan. 7 vs. Edmonton ... Had three five-game point streaks, from Oct. 10-21 (5-2=7 totals), Oct. 27-Nov. 8 (3-6=9 totals) and Dec. 15-23 (2-6=8 totals) ... Played his 400th NHL game on Dec. 13 vs. NY Rangers and recorded his 300th NHL point with an assist Jan. 21 at Minnesota ... **2010-11:** Established career season-highs in assists (46) and points (73) ... Had 15 multiple-point games, including a career-high 2-2=4 night on Nov. 5 vs. Phoenix and matching his career-high for assists in a game with three on Apr. 10 in Minnesota ... Had a nine-game assist streak (Dec. 28-Jan.15, ten assists) and a ten-game point streak (Dec. 28-17, 2-10=12 totals), which were both career-bests ... Scored on his first career penalty shot vs. Pittsburgh's Brent Johnson on Nov. 3 and took an unsuccessful attempt on Phoenix's Jason LaBarbera on Dec. 26 ... Scored his 100th NHL goal on Dec. 21 vs. Montreal ... Had his streak of 263 consecutive games played snapped when he missed the Jan. 21 game in Calgary with an illness ... That was his first game missed since Dec. 7, 2007 (healthy scratch) ... Played his 300th NHL game on Oct. 26 vs. Los Angeles, recorded his 100th NHL assist Oct. 16 vs. St. Louis and recorded his 200th NHL point with an assist Nov. 5 vs. Phoenix ... Was a finalist for the Lady Byng Trophy ... **2009-10:** Played in all 82 games and led the club in goals, both for the second straight season ... Had 18 multiple-point games with his season-highs two three-point nights including his second career hat trick scored Dec. 31 vs. Anaheim ... Had an eight-game point streak from Dec. 8-23 (3-9=12 totals) and a six-game point streak from Nov. 4-18 (4-3=7 totals) ... **2008-09:** Led the Stars in goals with a career-high 36 which was the most by a Star since 2000-01 (Brett Hull) ... Was second overall in the club's scoring race and was one of two players to play in every Dallas game ... His 20.2% shooting accuracy ranked second overall in the NHL ... Had 15 multiple-point games, including seven multiple-goal nights and three three-point efforts ... Scored his first career hat trick on Dec. 18 vs. Columbus and recorded a career-high three assists Mar. 14 vs. Minnesota ... Had a six-game point streak from Nov. 22-Dec. 2 (4-4=8 totals) and a five-game point streak from Mar. 1-6 (5-2=7 totals) ... Scored five consecutive Stars goals over two games Dec. 16-18, matching a club mark ... Recorded his 100th NHL point with a goal on Mar. 6 vs. Anaheim and played his 200th NHL game Mar. 21 at San Jose ... **2007-08:** Had five multiple-point games, all two-point nights and including three two-goal efforts ... Had a career-best four-game goal streak from Feb. 22-28 (six goals) and a five-game point streak from Feb. 22-Mar. 1 (6-1=7 totals) ... Played his 100th NHL game on Jan. 29 in Vancouver ... **2006-07:** Had three multiple-point games, all two-point efforts ... Had a three-game assist and point streak from Mar. 24-30 (2-3=5 totals) ... Became the fourth player in team history to score his first NHL goal in his first NHL game on Oct. 4 at Colorado ... Recorded his first NHL assist on Nov. 29 at Chicago ... **2005-06:** Played his first North American pro season with Dallas' AHL affiliate in Iowa ... Had 31-29=60 totals in 78 AHL games, leading the team in goals and second overall in the club's scoring race ... Was named the team's rookie of the year ... **Europe:** Played two seasons in the Swedish Elite League with Frolunda with 13-14=27 totals and eight PIM in 85 career games ... That followed two seasons with Frolunda's junior squad ... **International:** Has represented Sweden in seven international tourna-

ments - the 2004 (1-1=2 totals with 2 PIM in six games) and 2005 (2-3=5 totals with 0 PIM in six games) World Junior Championships; the 2009 (3-4=7 totals with 0 PIM in nine games while winning a bronze medal), 2011 (3-1=4 totals with 2 PIM in nine games while winning a silver medal), 2012 (5-8=13 totals with 2 PIM in eight games) and 2013 (5-5=10 totals with 0 PIM in ten games while winning a gold medal) World Championships; and the 2010 Olympic Games (3-1=4 totals and 0 PIM in four games).

TRANSACTIONS: Dallas' first pick (second round), 33rd overall, in the 2003 NHL Entry Draft ... Traded to Boston by Dallas with Matt Fraser, Reilly Smith and Joe Morrow for Tyler Seguin, Rich Peverley and Ryan Button, July 4, 2013.

ETC: Full name, Loui Eriksson ... Wife, Micaela; daughters, Elle and Blanca ... Enters this season having played 425 of a possible 428 games over the past five-plus seasons, including the last 140 straight (last game missed was Mar. 19, 2011 vs. Philadelphia) ... Was twice named by his peers as the league's most underrated player in a Sports Illustrated player poll (2011, 2012).

CONTRACT STATUS: Is in year four of a six-year contract with an NHL cap figure of \$4,250,000.

PRONUNCIATION: LOO-ee AIR-ihk-suhn




21 LOUI ERIKSSON



CAREER VS. NHL TEAMS

	GP	G	A	PTS	PIM
Anaheim	41	15	16	31	10
Boston	4	1	2	3	0
Buffalo	5	0	3	3	0
Calgary	24	6	10	16	10
Carolina	7	1	5	6	2
Chicago	25	8	9	17	4
Colorado	27	8	10	18	4
Columbus	27	8	7	15	6
Dallas	-	-	-	-	-
Detroit	26	12	10	22	4
Edmonton	26	2	12	14	8
Florida	6	0	3	3	0
Los Angeles	37	10	14	24	14
Minnesota	27	7	18	25	8
Montreal	5	2	1	3	0
Nashville	25	9	11	20	4
New Jersey	9	5	3	8	0
NY Islanders	6	4	2	6	2
NY Rangers	7	1	2	3	2
Ottawa	4	1	1	2	0
Philadelphia	7	0	4	4	6
Phoenix	39	15	16	31	4
Pittsburgh	7	4	3	7	0
St. Louis	25	10	8	18	12
San Jose	40	9	17	26	4
Tampa Bay	5	1	2	3	2
Toronto	5	0	1	1	2
Vancouver	25	7	12	19	6
Washington	5	1	3	4	0
Winnipeg	5	3	2	5	0



NHL FIRSTS:

Game – Oct. 4, 2006 at Colorado
Goal/Point – Oct. 4, 2006 at Colorado
Assist – Nov. 29, 2006 at Chicago

NHL MULTI-GOAL GAMES: 21
NHL MULTI-POINT GAMES: 82

NHL SINGLE-GAME HIGHS:

Goals
 3 (2x; last Dec. 31, 2009 vs. Anaheim)
Assists
 3 (4x; last Jan. 7, 2012 vs Edmonton)
Points
 4 (2-2=4; Nov. 5, 2010 vs. Phoenix)

NHL SINGLE-SEASON HIGHS:

Games – 82 (3x; last 2011-12)
Goals – 36 (2008-09)
Assists – 46 (2010-11)
Points – 73 (2010-11)

NHL CAREER-BEST:

Goal Streak
 4 (6-0=6; Feb. 22-28, 2008)
Assist Streak
 9 (0-10=10; Dec. 28, 2010-Jan. 15, 2011)
Point Streak
 10 (2-10=12; Dec. 28, 2010-Jan. 17, 2011)

STATS

Season	Team	League	GP	G	A	PTS	PIM	PP	SH	GW	+/-	GP	G	A	PTS	PIM
2003-04	Frolunda	Sweden	46	8	5	13	4	-	-	-	-	10	1	5	6	0
2004-05	Frolunda	Sweden	39	5	9	14	4	-	-	-	-	12	0	0	0	0
2005-06	Iowa Stars	AHL	78	31	29	60	27	-	-	-	-	7	2	5	7	0
2006-07	Dallas Stars	NHL	59	6	13	19	18	2	0	0	-3	4	0	1	1	0
	Iowa Stars	AHL	15	5	3	8	13	-	-	-	-	9	2	5	7	0
2007-08	Dallas Stars	NHL	69	14	17	31	28	4	0	0	+5	18	4	4	8	8
	Iowa Stars	AHL	2	1	2	3	2	-	-	-	-	-	-	-	-	-
2008-09	Dallas Stars	NHL	82	36	27	63	14	7	1	4	+14	-	-	-	-	-
2009-10	Dallas Stars	NHL	82	29	42	71	26	6	2	4	-4	-	-	-	-	-
2010-11	Dallas Stars	NHL	79	27	46	73	8	10	1	6	+10	-	-	-	-	-
2011-12	Dallas Stars	NHL	82	26	45	71	12	5	2	3	+18	-	-	-	-	-
2012-13	Dallas Stars	NHL	48	12	17	29	8	2	1	3	-9	-	-	-	-	-
NHL Totals			501	150	207	357	114	36	7	20	+31	22	4	5	9	8


59 ALEX FALLSTROM

RIGHT WING | 6'2" | 203 LBS. | SHOOTS RIGHT

Born: September 15, 1990 in Goteborg, Sweden | Hometown: Stockholm, Sweden



CAREER: 2012-13: Signed an amateur try-out agreement with Providence/ AHL at the conclusion of his college season and played ten games with the AHL Bruins with 4-1=5 totals in those contests ... Played his first professional game on Mar. 22 vs. Bridgeport Sound and scored his first pro goal on Mar. 30 vs. Hershey ... **College:** Played four seasons of college hockey at Harvard University with 33-37=70 totals and 72 penalty minutes in 114 career college games ... Led the Crimson in scoring in his senior season with 21 points in 32 games ... Was named an ECAC Hockey All-Academic selection in 2011-12 ... **Juniors:** Played nine games in the USHL for the Ohio Junior Blue Jackets prior to entering college.



TRANSACTIONS: Minnesota's fourth pick, 116th overall, in the 2009 NHL Entry Draft ... Traded to Boston by Minnesota with Craig Weller and 2011 second round draft pick (Alexander Khokhlachev) for Chuck Kobasew, Oct. 18, 2009.

ETC: Full name, Alexander Carl Fallstrom ... Nickname, Alex ... Single ... Earned his degree from Harvard University in Economics ... Lettered in golf and tennis in addition to hockey while in high school at Shattuck St. Mary's School in Minnesota ... Twitter, @alexfallstrom16

CONTRACT STATUS: Is in year one of a two-year entry level contract.

PRONUNCIATION: AL-ehks FAHL-struhm



STATS			REGULAR SEASON										PLAYOFFS				
Season	Team	League	GP	G	A	PTS	PIM	PP	SH	GW	+/-	GP	G	A	PTS	PIM	
2009-10	Harvard University Crimson	ECAC	32	4	8	12	23	-	-	-	-	-	-	-	-	-	
2010-11	Harvard University Crimson	ECAC	22	7	5	12	17	-	-	-	-	-	-	-	-	-	
2011-12	Harvard University Crimson	ECAC	28	13	12	25	10	-	-	-	-	-	-	-	-	-	
2012-13	Harvard University Crimson	ECAC	32	9	12	21	22	-	-	-	-	-	-	-	-	-	
	Providence Bruins	AHL	10	4	1	5	4	-	-	-	-	-	-	-	-	-	

41 ROB FLICK


CENTER | 6'2" | 208 LBS. | SHOOTS LEFT

Born: March 28, 1991 in London, Ontario | Hometown: London, Ontario



Credit Michael Steede

CAREER: 2012-13: Began the season with Chicago's AHL affiliate in Rockford with 3-2=5 totals and 97 PIM in 51 games before his Apr. 3 trade to Boston for Max Sauve ... Was assigned to Providence where he finished the season playing in five scoreless games with the AHL Bruins ... **2011-12:** Split his first pro season between Toledo/ECHL and Rockford/AHL ... Had 4-6=10 totals in 17 ECHL games and 7-6=13 totals and 91 PIM in 45 AHL contests ... Had two Gordie Howe hat tricks with the IceHogs, with one including his first pro goal scored at Texas on Jan. 8 ... Played his first pro game on Oct. 8 vs. Grand Rapids ... **Juniors:** Played three seasons in the Ontario Hockey League with Mississauga with 46-53=99 totals and 393 penalty minutes in 181 career junior games ... Led the team in penalty minutes in both 2009-10 (157) and 2010-11 (167) ... Had 8-8=16 totals in 20 playoff games in his final junior season in 2010-11 and reached the Memorial Cup finals where Mississauga fell to St. Johns in the championship game ...



TRANSACTIONS: Chicago's fourth pick, 120th overall, in the 2010 NHL Entry Draft ... Traded to Boston by Chicago for Max Sauve, Apr. 3, 2013.

ETC: Full name, Robert John Flick ... Nickname, Flicky ... Single.

CONTRACT STATUS: Is in year two of a three-year entry level contract.

PRONUNCIATION: RAHB Flihk



Credit Jim Orlando

STATS

Season	Team	League	GP	G	A	PTS	PIM	PP	SH	GW	+/-	PLAYOFFS				
												GP	G	A	PTS	PIM
2008-09	Mississauga Steelheads	OHL	48	4	4	8	69	-	-	-	-	10	1	1	2	14
2009-10	Mississauga Steelheads	OHL	65	15	19	34	157	-	-	-	-	16	2	2	4	44
2010-11	Mississauga Steelheads	OHL	68	27	30	57	167	-	-	-	-	20	8	8	16	34
2011-12	Rockford IceHogs	AHL	45	7	6	13	91	-	-	-	-	-	-	-	-	-
	Toledo Walleye	ECHL	17	4	6	10	43	-	-	-	-	-	-	-	-	-
	Rockford IceHogs	AHL	51	3	2	5	97	-	-	-	-	-	-	-	-	-
2012-13	Providence Bruins	AHL	5	0	0	0	7	-	-	-	-	-	-	-	-	-


57 JUSTIN FLOREK

LEFT WING | 6'4" | 199 LBS. | SHOOTS LEFT

Born: May 18, 1990 in Marquette, Michigan | Hometown: Marquette, Michigan



CAREER: 2012-13: Played his first full pro season with Providence/AHL where he had 11-16-27 totals and 37 PIM in 71 games ... 2011-12: Signed an amateur tryout agreement with Providence/AHL on Mar. 23 at the conclusion of his college season ... Played his first professional game that evening vs. Manchester and recorded his first pro goals and points with a 2-2=4 effort in that contest ... Signed his entry level contract with Boston on Mar. 25 ... **College:** Played four seasons of college hockey at Northern Michigan University with 53-63=116 totals and 60 penalty minutes in 157 career college games ... Named a CCHA Second Team All-Star in 2011-12 when he led the team in goals and was second in his club's scoring race with 19-17=36 totals and finished as a finalist as the CCHA's best defensive forward ... Was named the Wildcats' most valuable player, best forward, defensive player of the year and community service award winner in both his junior and senior seasons ... Captained the squad in his senior year.




TRANSACTIONS: Boston's fifth pick, 135th overall, in the 2010 NHL Entry Draft.

ETC: Full name, Justin Jacob Florek ... Nickname, Flo ... Single ... Played two years in the U.S. National Team Development Program in 2006-7 and 2007-08 prior to entering Northern Michigan ... Twitter, @justFLOrek

CONTRACT STATUS: Is in year two of a two-year entry level contract.

PRONUNCIATION: JUHS-tihn FLOHR-ehk



STATS

Season	Team	League	REGULAR SEASON										PLAYOFFS				
			GP	G	A	PTS	PIM	PP	SH	GW	+/-		GP	G	A	PTS	PIM
2008-09	Northern Michigan Univ. Wildcats	CCHA	40	9	8	17	6	-	-	-	-	-	-	-	-	-	-
2009-10	Northern Michigan Univ. Wildcats	CCHA	41	12	23	35	22	-	-	-	-	-	-	-	-	-	-
2010-11	Northern Michigan Univ. Wildcats	CCHA	39	13	15	28	14	-	-	-	-	-	-	-	-	-	-
2011-12	Northern Michigan Univ. Wildcats	CCHA	37	19	17	36	18	-	-	-	-	-	-	-	-	-	-
	Providence Bruins	AHL	8	2	2	4	2	-	-	-	-	-	-	-	-	-	-
2012-13	Providence Bruins	AHL	71	11	16	27	37	-	-	-	-	-	12	1	2	3	4

25 MATT FRASER

LEFT WING | 6'1" | 204 LBS. | SHOOTS LEFT


Born: May 20, 1990 in Red Deer, Alberta | Hometown: Red Deer, Alberta



CAREER VS. NHL TEAMS

	GP	G	A	PTS	PIM
Anaheim	3	0	0	0	0
Chicago	1	0	0	0	0
Columbus	1	0	0	0	0
Los Angeles	1	0	0	0	0
Nashville	2	1	0	1	0
Phoenix	1	0	0	0	0
St. Louis	1	0	1	1	0
San Jose	2	0	1	1	0
Vancouver	1	0	0	0	0

CAREER: 2012-13: Spent most of the season in Texas/AHL where he finished second in the club's scoring race with 33-13=46 totals ... Was second overall in the AHL in goals and led that league with 17 power play tallies ... Recalled on three occasions to Dallas - Feb. 25-27 (1-0=1 totals in two games), Mar. 9-10 (one scoreless game) and Apr. 3-26 (0-2=2 totals in nine games) ... Scored his first NHL goal on Feb. 25 at Nashville and recorded his first NHL assist on Apr. 7 in San Jose ... Played for the Western Team at the AHL All-Star Game ... **2011-12:** Spent most of his first full pro season in Texas/AHL where he led the team in goals and finished second overall in the team's scoring race with 37-18=55 totals ... Ranked second overall in the AHL in goals ... Recalled once to Dallas, playing his first NHL game on Jan. 24 vs. Anaheim ... **2009-10:** Joined Peoria/AHL to play his first two pro games ... **Juniors:** Played four full seasons of junior hockey in the Western Hockey League with Red Deer and Kootenay ... Had 87-87=174 totals



with 407 penalty minutes in 265 career junior games ... Won the Doug Wickenheiser Trophy as the WHL's Humanitarian of the Year in 2009-10 ... Had two 30+ goal campaigns with Kootenay, as he tallied 32 in 2009-10 and 36 in 2010-11 ... Led the league with 17 playoff goals in 2010-11 as the Ice won the WHL championship.

TRANSACTIONS: Signed by Dallas as a free agent, Nov. 18, 2010 ... Traded to Boston by Dallas with Loui Eriksson, Reilly Smith and Joe Morrow for Tyler Seguin, Rich Peverley and Ryan Button, July 4, 2013.

ETC: Full name, Matthew John Fraser ... Nickname, Frazee ... Single ... His 70 goals over the last two seasons are the most of any AHL player in that span.

CONTRACT STATUS: Is in year one of a one-year contract with an NHL cap figure of \$625,000.

PRONUNCIATION: MAT FRAY-zuhr



NHL FIRSTS:

Game – Jan. 24, 2012 vs. Anaheim
Goal/Point – Feb. 25, 2013 at Nashville
Assist – Apr. 7, 2013 at San Jose

NHL MULTI-GOAL GAMES: None

NHL MULTI-POINT GAMES: None

NHL SINGLE-GAME HIGHS:

Goals
 1 (Feb. 25, 2013 at Nashville)
Assists
 1 (2x; last Apr. 19, 2013 at St. Louis)
Points
 1 (3x; last 0-1=1, Apr. 19, 2013 at St. Louis)

NHL SINGLE-SEASON HIGHS:

Games – 12 (2012-13)
Goals – 1 (2012-13)
Assists – 2 (2012-13)
Points – 3 (2012-13)

NHL CAREER-BEST:

Goal Streak
 1 (1-0=1, Feb. 25, 2013)
Assist Streak
 1 (2x; last 0-1=1, Apr. 19, 2013)
Point Streak
 1 (3x; last 0-1=1, Apr. 19, 2013)

STATS

Season	Team	League	REGULAR SEASON										PLAYOFFS				
			GP	G	A	PTS	PIM	PP	SH	GW	+/-		GP	G	A	PTS	PIM
2006-07	Red Deer Rebels	WHL	3	0	0	0	2	-	-	-	-		1	0	0	0	0
2007-08	Red Deer Rebels	WHL	5	0	0	0	2	-	-	-	-		-	-	-	-	-
	Kootenay Ice	WHL	63	9	11	20	48	-	-	-	-		8	1	1	2	0
2008-09	Kootenay Ice	WHL	63	10	14	24	123	-	-	-	-		4	0	2	2	12
2009-10	Kootenay Ice	WHL	65	32	24	56	117	-	-	-	-		6	1	1	2	12
	Peoria Rivermen	AHL	2	0	0	0	0	-	-	-	-		-	-	-	-	-
2010-11	Kootenay Ice	WHL	66	36	38	74	115	-	-	-	-		19	17	10	27	18
2011-12	Dallas Stars	NHL	1	0	0	0	0	0	0	0	Ev		-	-	-	-	-
	Texas Stars	AHL	73	37	18	55	45	-	-	-	-		-	-	-	-	-
2012-13	Dallas Stars	NHL	12	1	2	3	0	0	0	0	Ev		-	-	-	-	-
	Texas Stars	AHL	62	33	13	46	26	-	-	-	-		9	2	0	2	2
NHL Totals			13	1	2	3	0	0	0	0	Ev		-	-	-	-	-

53 SETH GRIFFITH

CENTER | 5'9" | 192 LBS. | SHOOTS RIGHT

Born: January 4, 1993 in Wallaceburg, Ontario | Hometown: Wallaceburg, Ontario



CAREER: Juniors: Played four seasons of junior hockey with London of the Ontario Hockey League ... Enjoyed his best junior season in 2011-12 when he led the Knights in scoring with 45-40=85 totals and finished second in the team's scoring race in 2012-13 with another 30+ goal and 80+ point campaign ... Was a member of the first London teams to win consecutive OHL championships in his final two seasons ... Had a combined 48 points in 40 games over those two post-seasons ... Named a Second Team OHL All-Star in 2011-12 and to a First Team berth in 2012-13.

TRANSACTIONS: Boston's third pick (fifth round), 131st overall, in the 2012 NHL Entry Draft.

ETC: Full name, Seth Eldon Griffith ... Nickname, Griff ... Single.

CONTRACT STATUS: Is in year one of a three-year entry level contract.

PRONUNCIATION: SEETH GRIH-fihth



STATS

Season	Team	League	GP	G	A	PTS	PIM	PP	SH	GW	+/-	GP	G	A	PTS	PIM
2009-10	London Knights	OHL	17	2	1	3	2	-	-	-	-	10	4	3	7	2
2010-11	London Knights	OHL	68	22	40	62	28	-	-	-	-	6	3	4	7	6
2011-12	London Knights	OHL	68	45	40	85	49	-	-	-	-	19	10	13	23	12
2012-13	London Knights	OHL	54	33	48	81	52	-	-	-	-	21	9	16	25	14

27 DOUGIE HAMILTON

DEFENSE | 6'5" | 199 LBS. | SHOOTS RIGHT


Born: June 17, 1993 in Toronto, Ontario | Hometown: Toronto, Ontario



CAREER VS. NHL TEAMS

	GP	G	A	PTS	PIM
Buffalo	5	1	1	2	0
Carolina	2	0	2	2	0
Florida	3	1	0	1	0
Montreal	4	2	0	2	4
New Jersey	3	0	0	0	0
NY Islanders	2	0	2	2	0
NY Rangers	3	0	1	1	0
Ottawa	4	0	1	1	2
Philadelphia	3	0	0	0	2
Pittsburgh	2	0	0	0	0
Tampa Bay	2	0	3	3	4
Toronto	4	0	1	1	0
Washington	2	1	0	1	0
Winnipeg	3	0	0	0	2

CAREER: 2012-13: Had three multiple-point games, all two-point efforts ... Had a four-game point streak from Feb. 29-Mar. 5 (2-2=4 totals) and a three-game assist & point streak from Jan. 23-28 (four assists) ... Was a plus or even player in 35 of his 42 games, including in 21 of his last 22 games played ... Played his first NHL game on Jan. 19 vs. the NY Rangers, his first NHL point was an assist on Jan. 23 vs. the Rangers and his first NHL goal was scored on Feb. 15 at Buffalo ... Did not dress (coach's decision) for six games ... Had three assists in six playoff games ... Had points in consecutive post-season games May 16-19 (0-2=2 totals) ... Played his first NHL playoff game on May 4 vs. Toronto ... Recorded his first NHL playoff point with an assist on May 16 vs. NY Rangers ... Played 32 games with his junior team in Niagara/OHL during the lockout with 8-33=41 totals ... **Juniors:** Played three seasons of junior hockey with the OHL's Niagara Ice Dogs with 32-114=146 totals and 160 penalty minutes in 181 career junior games ... Was named an OHL First Team All-Star in 2011-12 and a Second Team All-Star in 2010-11 ... Was the Canadian Major Junior Defenseman of the Year in 2011-12 as he led blueliners in scoring with 17-55=72 totals in 50 games and also ranked third overall with a +37 plus/minus rating ... Was named the CHL's scholastic player of the year in 2010-11 ... Was named to the OHL's All-Rookie Team in 2009-10 and was Niagara's rookie of the year in that season ... **International:**



Played for Team Canada in both the 2012 (2-4=6 totals in six games while winning a bronze medal) and 2013 (1-1=2 totals in six games) World Junior Championships.

TRANSACTIONS: Boston's first pick, ninth overall, in the 2011 NHL Entry Draft.

ETC: Full name, Douglas Jonathan Hamilton ... Nickname, Hammer ... Single ... His father Doug is a two-time Olympian for Canada's men's rowing team, winning a bronze medal in 1984 and also competing in 1988 ... His mother Lynn represented Canada on their 1988 women's Olympic basketball team ... His older brother Freddie was a junior teammate in Niagara and was selected by San Jose in the fifth round of the 2010 NHL Entry Draft ... Wore #53 during his first training camp but switched to #27 prior to the start of his first NHL season ... Twitter, @dhamilton27

CONTRACT STATUS: Is in year two of a three-year entry level contract.

PRONUNCIATION: DUH-gee HAM-ihl-tuhn



NHL FIRSTS:

Game – Jan. 19, 2013 vs. NY Rangers
Goal – Feb. 15, 2013 at Buffalo
Assist/Point – Jan. 23, 2013 at NY Rangers

NHL MULTI-GOAL GAMES: None
NHL MULTI-POINT GAMES: 3

NHL SINGLE-GAME HIGHS:

Goals
 1 (5x; last Apr. 21, 2013 vs. Florida)
Assists
 2 (2x; last Feb. 21, 2013 at Tampa Bay)
Points
 2 (3x; last 0-2=2, Feb. 21, 2013 at Tampa Bay)

NHL SINGLE-SEASON HIGHS:

Games – 42 (2012-13)
Goals – 5 (2012-13)
Assists – 11 (2012-13)
Points – 16 (2012-13)

NHL CAREER-BEST:

Goal Streak
 2 (2-0=2, Mar. 3-5, 2013)
Assist Streak
 3 (0-4=4, Jan. 23-28, 2013)

STATS

Season	Team	League	REGULAR SEASON									PLAYOFFS				
			GP	G	A	PTS	PIM	PP	SH	GW	+/-	GP	G	A	PTS	PIM
2009-10	Niagara Ice Dogs	OHL	64	3	13	16	36	-	-	-	-	5	0	1	1	4
2010-11	Niagara Ice Dogs	OHL	67	12	46	58	77	-	-	-	-	14	4	12	16	16
2011-12	Niagara Ice Dogs	OHL	50	17	55	72	47	-	-	-	-	20	5	18	23	16
2012-13	Niagara Ice Dogs	OHL	32	8	33	41	32	-	-	-	-	-	-	-	-	-
	Boston Bruins	NHL	42	5	11	16	14	2	0	0	+4	7	0	3	3	0
NHL & Boston Totals			42	5	11	16	14	2	0	0	+4	7	0	3	3	0

12 JAROME IGINLA

RIGHT WING | 6'1" | 210 LBS. | SHOOTS RIGHT

Born: July 1, 1977 in Edmonton, Alberta | Hometown: Edmonton, Alberta



CAREER: Has a 9/36 record in NHL shoot-outs (four deciding goals) ... Has taken nine career penalty shots (two goals) ... Has played in six NHL All-Star Games (2002, 2003, 2004, 2008, 2009, 2012) ... **2012-13:** Had 9-13=22 totals in 31 Calgary games before his Mar. 28 trade to Pittsburgh ... Added 5-6=11 totals in 13 Penguins games ... Had seven multiple-point games, all two-point nights ... Had a four-game goal and point streak from Apr. 17-23 (4-1=5 totals) ... Took an unsuccessful penalty shot vs. Detroit's Jimmy Howard on Feb. 5 ... Played his 1,200th NHL game on Feb. 15 vs. St. Louis and recorded his 1,100th NHL point with a goal Apr. 17 vs. Montreal ... Had his iron-man streak snapped at

454 consecutive games played (regular season and playoffs) when he did not dress on Mar. 27 vs. Columbus pending his trade ... It was his first game missed since the final game of the 2006-07 season ... **2011-12:** Won the team's scoring title for the 11th straight season which is an NHL record for a player with one team ... Had 17 multiple-point games, including five three-point nights ... Had an eight-game point streak from Mar. 1-15 (8-6=14 totals), which included a six-game goal streak from Mar. 4-15 (seven goals) ... Scored his 500th NHL goal on Jan. 7 vs. Minnesota, becoming the 42nd player in NHL history to reach that milestone ... **2010-11:** Led the club in goals and points for the ninth time in his career, ranking third overall in the NHL with 43 goals and sixth in points (86) ... Had 22 multiple-point games including his 11th and 12th career hat tricks, with three goals Nov. 19 vs. Chicago and a 3-1=4 night Apr. 6 vs. Edmonton ... Had a nine-game point streak from Nov. 29-Dec. 16 (5-7=12 totals) and a seven-game point streak from Mar. 23-Apr. 9 (10-5=15 totals) ... Took two penalty shots, stopped by Toronto's Jonas Gustavsson on Dec. 16 and scoring on Nashville's Pekka Rinne on Mar. 6 ... That penalty shot goal was his 30th of the season and he became just the tenth player in NHL history to have ten consecutive 30+ goal seasons ... Scored his 200th NHL goal Jan. 21 vs. Dallas, recorded his 500th NHL assist on Jan. 11 in Carolina, registered his 1,000th NHL point in a 2-1=3 effort on Apr. 1 in St. Louis and played his 1,100th NHL game on Mar. 23 in San Jose ... **2009-10:** Led the club in goals and points, his ninth straight team scoring lead ... Had 17 multiple-point games, including two four-point efforts and his ninth and tenth career hat tricks on Nov. 21 at Los Angeles and Mar. 7 in Minnesota (3-1=4) ... Had a five-game point streak from Nov. 14-23 (7-1=8 totals) ... Played his 1,000th NHL game on Feb. 5 in Florida and recorded his 900th NHL point in a 2-2=4 effort Jan. 30 vs. Edmonton ... **2008-09:** Led the team in assists and points with his eighth straight Flames scoring title ... Became the Flames' all-time scoring leader with his 831st career point in a 2-3=5 night on Mar. 1 vs. Tampa Bay ... Had 24 multiple-point games, including two five-point nights, career-highs for points in a game, recorded Dec. 31 vs. Edmonton and Mar. 1 vs. Tampa Bay (both 2-3=5 efforts) ... Had three four-point nights as well ... Had an eight-game point streak from Feb. 21-Mar. 8 (9-8=17 totals) ... Scored his eighth NHL hat trick on Oct. 23 in Nashville ... Played his 900th NHL game on Jan. 6 vs. San Jose, scored his 400th NHL goal Mar. 1 vs. Tampa Bay, recorded his 400th NHL assist on Nov. 20 at Colorado and registered his 800th career point with an assist Dec. 19 vs. Chicago ... **2007-08:** Was a finalist for the Hart Trophy as the NHL's Most Valuable Player ... Led the club in goals and points for the seventh straight season and in assists for the first time ... Recorded his second career 50-goal campaign with a career-high 98 points which ranked third overall in the league's scoring race ... Had 25 multiple-point games, including two four-point nights and his sixth and seventh career hat tricks scored Dec. 13 at Tampa Bay (3-1=4) and Mar. 22 vs. Minnesota ... Had an eight-game point streak from Oct. 30-Nov. 17 (5-5=10 totals) ... Played his 800th NHL game Nov. 22 vs. Chicago and became the franchise all-time leader in games played with his 804th as a Flame on Nov. 29 vs. Anaheim ... Recorded his 700th NHL point on Dec. 1 vs. Columbus ... Scored his 365th goal as a Flame on Mar. 10 vs. St. Louis, giving him the club's all-time lead in that category as well ... Had multiple points in four of his seven playoff games ... **2006-07:** Led the club in goals and points for the sixth straight season ... Had 27 multiple-point games, including four four-point nights and his fifth NHL hat trick scored Mar. 29 in Minnesota ... Had a seven-game point streak from Nov. 3-17 (3-7=10 totals) and a six-game

goal and point streak from Nov. 28-Dec. 12 (7-6=13 totals) ... Took an unsuccessful penalty shot on Edmonton's Dwayne Roloson on Oct. 5 ... Tied a club record with 10 shots on goal on Mar. 15 at Dallas ... Scored his 300th NHL goal and his 600th NHL point on Dec. 7 in Minnesota ... Missed 12 games with a knee injury which limited him to 70 games, tying his career-low in a single season ... **2005-06:** Led the club in goals and points for the fifth straight season ... Had 15 multiple-point games, including in four straight games from Nov. 7-14 (4-5=9 totals), and the Flames were 13-1-1 in those 15 contests ... Had a seven-game point streak from Oct. 20-Nov. 1 (5-3=8 totals) ... Scored a penalty shot goal on Phoenix's Curtis Joseph on Nov. 10 ... Played his 700th NHL game on Apr. 1 at Edmonton ... Had a five-game playoff point streak from Apr. 21-29 (5-3=8 totals) ... **2004-05:** Did not play during the NHL lockout ... **2003-04:** Became the 18th captain in Flames history ... Led the club in goals and points for the fourth straight season and led the NHL with 41 goals ... Finished second in the balloting for the Hart Trophy ... Had 19 multiple-point games, including his fourth career hat trick scored Feb. 3 vs. Los Angeles ... Stopped by Vancouver's Alex Auld on a penalty shot attempt on Jan. 3 ... Played his 600th NHL game on Feb. 11 at Vancouver and recorded his 500th NHL point in a two-assist effort Mar. 27 vs. Los Angeles ... Led the NHL in playoff goals with 13-9=22 totals in 26 post-season games, including 3-2=5 totals in a seven-game Stanley Cup Final series as the Flames fell to the Lightning ... Had four multiple-point playoff games and had a six-game post-season point streak from Apr. 27-May 11 (2-4=6 totals) ... Had a Gordie Howe hat trick in game three of the Final on May 29 ... **2002-03:** Led



12 JAROME IGINLA



CAREER VS. NHL TEAMS

	GP	G	A	PTS	PIM
Anaheim	62	28	30	58	66
Boston	19	7	8	15	9
Buffalo	20	8	4	12	6
Calgary	-	-	-	-	-
Carolina	18	11	8	19	19
Chicago	60	24	25	49	25
Colorado	91	37	41	78	79
Columbus	46	24	26	50	36
Dallas	60	16	22	38	57
Detroit	62	21	34	55	68
Edmonton	89	34	48	82	84
Florida	20	8	7	15	13
Los Angeles	62	29	31	60	44
Minnesota	70	35	30	65	17
Montreal	28	12	14	26	14
Nashville	50	30	25	55	17
New Jersey	18	6	9	15	11
NY Islanders	18	8	6	14	9
NY Rangers	20	12	8	20	6
Ottawa	24	7	8	15	8
Philadelphia	18	7	8	15	17
Phoenix	61	34	22	56	49
Pittsburgh	18	7	5	12	10
St. Louis	62	28	42	70	36
San Jose	63	26	24	50	35
Tampa Bay	19	13	8	21	8
Toronto	34	15	16	31	14
Vancouver	89	28	45	73	76
Washington	18	6	10	16	5
Winnipeg	13	9	12	21	2

the club in both goals and points for the third straight season ... Had 16 multiple-point games, including a career-best four-goal night on Feb. 23 at Phoenix and a 3-1=4 effort on Feb. 7 at Edmonton ... The four-goal effort included even strength, power play, shorthanded and empty net scores ... Had a six-game point streak from Feb. 23-Mar. 8 (6-3=9 totals) ...

Played his 500th NHL game on Dec. 23 at Minnesota, scored his 200th NHL goal Dec. 29 vs. Anaheim and his 400th NHL point was a goal on Feb. 6 vs. Chicago ... Missed seven games to injury ... **2001-02:** Scored a career-high 52 goals ... Led the NHL in both goals and points, winning the Rocket Richard and Art Ross trophies ... Was runner-up in Hart Trophy balloting and was named the Lester Pearson Award winner (NHLPA MVP) as voted by NHL players ... Had 31 multiple-point games, including in five straight games from Feb. 28-Mar. 7 (6-6=12 totals) ... His season-highs were two four-point nights, including his first career hat trick scored in a 3-1=4 effort Mar. 4 at NY Rangers ... Had a 15-game point streak from Oct. 18-Nov. 22 (18-13=31 totals) and two seven-game streaks as well (Feb. 28-Mar. 11, 8-7=15 and Mar. 30-Apr. 12, 8-5=13) ... Took his first two career penalty shots, unsuccessful vs. Anaheim's Jean-Sebastien Giguere on Dec. 8 and vs. Toronto's Curtis Joseph on Jan. 22 ... Played his 400th NHL game Oct. 27 vs. Minnesota and recorded his 300th NHL point in a two-goal effort Nov. 17 vs. St. Louis ... **2000-01:** Took his first team scoring title and also led Calgary in goals with his first 30-goal campaign ... Had 19 multiple-point games with his season-high a 1-3=4 night on Jan. 21 vs. Detroit ... Had a six-game point streak from Mar. 17-27 (5-4=9 totals) ... Scored his 100th NHL goal Dec. 9 vs. Carolina and his 200th NHL point was a goal Oct. 12 vs. Columbus ... Missed five games to injury ... **1999-2000:** Was second on the club in goals and points ... Had 15 multiple-point games with his season-high a 1-3=4 effort on Feb. 26 vs. Atlanta ... Had a career-best 16-game point streak from Jan. 29-Mar. 5 (12-14=26 totals) ... Played his 300th NHL game on Mar. 11 at Los Angeles ... **1998-99:** Led the club in goals and was the only Flame to play in all 82 games ... Had 14 multiple-point games ... Played his 200th NHL game Jan. 30 vs. St. Louis and his 100th NHL point was a goal on Dec. 3 vs. Tampa Bay ... **1997-98:** Had eight multiple-point games, all two-point efforts ... Played his 100th NHL game on Nov. 9 at Detroit ... **1996-97:** Played his first full NHL season and was one of three players to play in all 82 Calgary games ... Led all NHL rookies in scoring with 21-29=50 totals and was runner-up in the balloting for the Calder Trophy as the league's top rookie ... Had nine multiple-point games, including three assists on Feb. 7 vs. Washington ... Recorded all of his regular season career firsts with his first goal scored in his first game, Oct. 5 at Vancouver, and his first assist recorded Oct. 14 at NY Rangers ... Began the season wearing #24 but switched to his current 12 on Jan. 2 ... **1995-96:** Joined the Flames at the conclusion of his junior season and played in two playoff games, including his first career NHL game on Apr. 21 vs. Chicago ... **Juniors:** Played three seasons of junior hockey with Kamloops of the Western Hockey League with 102-134=246 totals in 183 career junior games ... Won two Memorial Cup championships with the Blazers, in 1993-94 and 1994-95 ... Was named WHL Player

of the Year and to the First All-Star Team in 1995-96 when he recorded 63-73=136 totals in 63 games ... **International:** Has represented Canada in three Olympics - 2002 (3-1=4 totals and 0 PIM in six games while winning a gold medal), 2006 (2-1=3 totals with 4 PIM in six games) and 2010 (5-2=7 totals with 0 PIM in seven games, including an assist on the Gold-medal clinching overtime score) ... Played for Team Canada in the 2004 World Cup of Hockey (2-1=3 totals with 2 PIM in six games) ... Won a Gold medal with Canada in both the 1997 World Championships and the 1996 World Junior Championships (held in Boston) ... Was named a First Team All-Star and the tournament's Most Outstanding Forward at the World Juniors as he had 5-7=12 totals in six games.



12 JAROME IGINLA



AWARDS: Maurice "Rocket" Richard Trophy (2001-02, 2003-04) ... Art Ross Trophy (2001-02) ... Lester B. Pearson Award (2001-02) ... King Clancy Memorial Trophy (2003-04) ... NHL Foundation Award (2003-04) ... Mark Messier Leadership Award (2008-09) ... NHL All-Rookie Team (1996-97) ... NHL First All-Star Team (2001-02, 2007-08, 2008-09) ... NHL Second All-Star Team (2003-04)

TRANSACTIONS: Dallas' first pick, 11th overall, in the 1995 NHL Entry Draft ... Traded to Calgary by Dallas with Corey Millen for Joe Nieuwendyk, Dec. 19, 1995 ... Traded to Pittsburgh by Calgary for Ben Hanowski, Kenny Agostino and 2013 first round draft pick (Morgan Klimchuk), Mar. 28, 2013 ... Signed by Boston as a free agent, July 5, 2013.

ETC: Full name, Jarome Arthur-Leigh Adekunle Tig Junior Elvis Iginla ... Nickname, Iggy ... Wife, Kara; Daughter, Jade; Sons Tij and Joe ... Was a catcher on Canada's National Junior Baseball Team as a youngster ... Is a part-owner of his junior team, the Kamloops Blazers, whose ownership group also includes former Bruin Mark Recchi ... Left Calgary as the Flames' all-time leader in games played, goals and points ... Has 11 career three-goal games in addition to his career-high four goal contest and has 10 career Gordie Howe hat tricks ... Has scored 30+ goals in each of his last 11 full NHL seasons.

CONTRACT STATUS: Is in year one of a one-year contract with an NHL cap figure of \$6,000,000.

PRONUNCIATION: juh-ROHM ih-GIHN-luh

NHL FIRSTS:

Game – Oct. 5, 1996 at Vancouver
Goal/Point – Oct. 5, 1996 at Vancouver
Assist – Oct. 14, 1996 at NY Rangers

NHL MULTI-GOAL GAMES: 94
NHL MULTI-POINT GAMES: 268

NHL SINGLE-GAME HIGHS:

Goals
 4 (Feb. 23, 2003 at Phoenix)
Assists
 3 (14x; last Oct. 22, 2010 at Columbus)
Points
 5 (2x; last 2-3=5, Mar. 1, 2009 vs. Tampa Bay)

NHL SINGLE-SEASON HIGHS:

Games – 82 (9x; last 2011-12)
Goals – 52 (2001-02)
Assists – 55 (2006-07)
Points – 98 (2007-08)

NHL CAREER-BEST:

Goal Streak
 6 (2x; last 7-0=7, Nov. 28-Dec. 12, 2006)
Assist Streak
 6 (0-10=10, Oct. 22-Nov. 3, 2001)
Point Streak
 16 (12-14=26, Jan. 29-Mar. 5, 2000)

STATS

REGULAR SEASON

PLAYOFFS

Season	Team	League	GP	G	A	PTS	PIM	PP	SH	GW	+/-	GP	G	A	PTS	PIM
1995-96	Kamloops Blazers	WHL	63	63	74	136	120	-	-	-	-	16	16	13	29	44
	Calgary Flames	NHL	-	-	-	-	-	-	-	-	-	2	1	1	2	0
1996-97	Calgary Flames	NHL	82	21	29	50	37	8	1	3	-4	-	-	-	-	-
1997-98	Calgary Flames	NHL	70	13	19	32	29	0	2	1	-10	-	-	-	-	-
1998-99	Calgary Flames	NHL	82	28	23	51	58	7	0	4	+1	-	-	-	-	-
1999-2000	Calgary Flames	NHL	77	29	34	63	26	12	0	4	Evn	-	-	-	-	-
2000-01	Calgary Flames	NHL	77	31	40	71	62	10	0	4	-2	-	-	-	-	-
2001-02	Calgary Flames	NHL	82	52	44	96	77	16	1	7	+27	-	-	-	-	-
2002-03	Calgary Flames	NHL	75	35	32	67	49	11	3	6	-10	-	-	-	-	-
2003-04	Calgary Flames	NHL	81	41	32	73	84	8	4	10	+21	26	13	9	22	45
2004-05	Calgary Flames	NHL	- Did Not Play, NHL Lockout -													
2005-06	Calgary Flames	NHL	82	35	32	67	86	17	1	6	+5	7	5	3	8	11
2006-07	Calgary Flames	NHL	70	39	55	94	40	13	1	7	+12	6	2	2	4	12
2007-08	Calgary Flames	NHL	82	50	48	98	83	15	0	9	+27	7	4	5	9	2
2008-09	Calgary Flames	NHL	82	35	54	89	37	10	0	4	-2	6	3	1	4	0
2009-10	Calgary Flames	NHL	82	32	37	69	58	10	0	5	-2	-	-	-	-	-
2010-11	Calgary Flames	NHL	82	43	43	86	40	14	0	6	Evn	-	-	-	-	-
2011-12	Calgary Flames	NHL	82	32	35	67	43	8	0	5	-10	-	-	-	-	-
2012-13	Calgary Flames	NHL	31	9	13	22	22	2	0	2	-7	-	-	-	-	-
	Pittsburgh Penguins	NHL	13	5	6	11	9	4	0	1	+2	15	4	8	12	16
NHL Totals			1232	530	576	1206	840	165	13	84	+48	69	32	29	61	86

30 CHAD JOHNSON

GOALTENDER | 6'3" | 205 LBS. | CATCHES LEFT

Born: June 10, 1986 in Saskatoon, Saskatchewan | Hometown: Calgary, Alberta



CAREER VS. NHL TEAMS

	GP	W-L-O	GA	GAA	SO
Colorado	1	1-0-0	1	1.00	0
Detroit	1	1-0-0	2	2.00	0
Edmonton	1	0-0-1	2	1.90	0
Nashville	1	1-0-0	0	0.00	1
NY Islanders	1	0-0-0	2	6.00	0
Philadelphia	1	0-0-0	3	4.50	0
Phoenix	1	0-1-0	3	3.10	0
St. Louis	2	0-1-1	4	1.97	0
Winnipeg	1	0-0-1	1	0.92	0

CAREER: Has an 0-2 record in NHL shootouts (3 goals allowed on 8 shots) ...

2012-13: Spent most of the season with Phoenix's AHL affiliate in Portland where he went 16-15-1 record and 3.00 goals against average in 34 games ... Had two shutouts in addition to one shared blanking with the Pirates ... Had three stints in Phoenix - Jan. 24-31 (1-0-1 in two games, dressed as backup for two games), Mar. 25-Apr. 7 (1-0-0 in one game played, dressed as backup for six games) and Apr. 15-21 (0-0-1 in one game, dressed as backup for one game) ... Recorded his first NHL shutout in his first game of the season with a 4-0 win over Nashville on Jan. 28, becoming just the third goaltender in franchise history to record a shutout in his first game with the team ... **2011-12:** Played the entire season with the Rangers' AHL affiliate in Connecticut with a 22-18-6 record in 49 games with the Whale ... Enjoyed pro career-highs of 49 games and 2775 minutes played ... **2010-11:** Spent most of the season with Connecticut/AHL ... Went 10-2-2 in a



14-game stretch from Nov. 19-Jan. 5, which included two shutouts ... Recalled to play one game in New York, playing the third period in relief on Mar. 31 at NY Islanders with no decision ... Dressed as backup for 16 games ... **2009-10:** Spent most of his first professional season in Hartford/AHL with a pro career-high 24 wins ... Recorded his first pro win with a 7-3 victory vs. Springfield on Oct. 10 ... Had a pro career season-high of three shutouts with two coming in consecutive games Nov. 13-14 ... Went 7-1-0 in an eight-game stretch from Oct. 13-Nov. 14 with a 1.13 GAA in that span ... Recalled on three occasions to New York, playing his first NHL game on Dec. 30 vs. Philadelphia with no decision in a 40-minute relief stint ... Made his first NHL start in a 2-1 shootout loss at Atlanta on Jan. 7 and he recorded his first NHL point with an assist in that game ... Registered his first NHL win on Jan. 31 in Colorado with a 3-1 victory ... Played five NHL games over the three recalls and dressed as backup for 24 NHL games ... **College:** Played four seasons of college hockey at the University of Alaska-Fairbanks with a 25-35-11 record and 2.33 goals against average in 79 career college games ... Was named the team's top rookie in 2005-06 with his goals against average and save percentage both ranking third among CCHA rookies ... Enjoyed his best season in his senior year of 2008-09 with a 1.66 goals against average and .940 save percentage as six of his 14 wins came by shutout ... Was named CCHA Player and Goaltender of the Year in 2008-09 as well as earning CCA First All-Star Team and NCAA West Second Team All-American honors ... Was a finalist for the Hobey Baker Award that season as the nation's top college player ... **International:** Represented Canada at the 2010 World Championships with no decisions in three games played.

TRANSACTIONS: Pittsburgh's fourth pick (fifth round), 125th overall, in the 2006 NHL Entry Draft ... Traded to NY Rangers by Pittsburgh for 2009 fifth round draft pick (Andy Bathgate), June 27, 2009 ... Signed by Phoenix as a free agent July 1, 2012 ... Signed by Boston as a free agent, July 5, 2013.

ETC: Full name, Chad Terry Johnson ... Single.

CONTRACT STATUS: Is in year one of a one-year contract with an NHL cap figure of \$600,000.

PRONUNCIATION: CHAD JAHN-suhn



NHL FIRSTS:

Game – Dec. 30, 2009 vs. Philadelphia
Win – Jan. 31, 2010 at Colorado
Shutout – Jan. 28, 2013 vs. Nashville

NHL SHUTOUTS:

1 - (2013 - Jan. 28 vs. Nsh)

NHL

SINGLE-SEASON HIGHS:

Games – 5 (2009-10)
Wins – 2 (2012-13)

NHL CAREER-BEST:

Win Streak
 1 (3x; last Apr. 4, 2013)
Point Streak
 4 (2-0-2, Jan. 28-Apr. 18, 2013)


STATS

Season	Team	League	REGULAR SEASON							PLAYOFFS					
			GP	MINS	W-L-O	GA	GAA	SO	SV5	GP	MINS	W-L	GA	GAA	SO
2005-06	Univ. Alaska-Fairbanks Nanooks	CCHA	18	985	6-7-4	42	2.56	0	-	-	-	-	-	-	-
2006-07	Univ. Alaska-Fairbanks Nanooks	CCHA	19	1002	5-6-2	52	3.11	1	-	-	-	-	-	-	-
2007-08	Univ. Alaska-Fairbanks Nanooks	CCHA	7	357	0-6-0	20	3.36	0	-	-	-	-	-	-	-
2008-09	Univ. Alaska-Fairbanks Nanooks	CCHA	35	2062	14-16-5	57	1.66	6	-	-	-	-	-	-	-
2009-10	New York Rangers	NHL	5	281	1-2-1	11	2.35	0	.919	-	-	-	-	-	-
	Hartford Wolfpack	AHL	47	2649	24-18-2	112	2.54	3	-	-	-	-	-	-	-
2010-11	New York Rangers	NHL	1	20	0-0-0	2	6.00	0	.818	-	-	-	-	-	-
	Connecticut Whale	AHL	40	2271	16-19-3	103	2.72	2	-	-	-	-	-	-	-
2011-12	Connecticut Whale	AHL	49	2775	22-18-6	115	2.49	1	-	-	-	-	-	-	-
2012-13	Phoenix Coyotes	NHL	4	247	2-0-2	5	1.21	1	.954	-	-	-	-	-	-
	Portland Pirates	AHL	34	1938	16-15-1	97	3.00	2	-	3	204	0-3	12	3.53	0
NHL Totals			10	548	3-2-3	18	1.97	1	.929	-	-	-	-	-	-

32 NICK JOHNSON

RIGHT WING | 6'2" | 200 LBS. | SHOOTS RIGHT

Born: December 24, 1985 in Calgary, Alberta | Hometown: Calgary, Alberta



CAREER: **2012-13:** Played for three organizations with one assist in five games with the ECHL Idaho Steelheads, 3-6=9 totals in 14 games with the AHL Portland Pirates and 4-2=6 totals in 17 NHL contests in Phoenix ... Recalled to Phoenix on Jan. 25 and played 17 of 22 games before his Mar. 14 return to Portland ... Had one multiple-point game, a 1-1=2 effort on Jan. 28 vs. Nashville ... Had points in consecutive games twice, Jan. 28-30 (2-1=3 totals) and Feb. 23-24 (1-1=2 totals) ... Played his 100th NHL game on Feb. 26 in Vancouver ... **2011-12:** Played his first full NHL season with career-high 8-18=26 totals in 77 games with the Wild ... Had three multiple-point games,

including three assists on Mar. 1 at Montreal which is a career-high for assists and points in a game ... Had a five-game point streak from Nov. 27-Dec. 4 (2-3=5 totals) ... **2010-11:** Again played most of the season in Wilkes-Barre/Scranton with his first 20-goal pro season with 20-19=39 totals in 48 AHL games ... Led the AHL Penguins in goals and was second overall in the team's scoring race at the time of his Feb. 10 recall to Pittsburgh ... Had 1-2=3 totals in four NHL games before suffering a concussion on Feb. 16 at Colorado and missing the remainder of the season ... **2009-10:** Spent most of the season in Wilkes-Barre/Scranton with 16-27=43 totals in 61 games ... Played six games during his lone NHL recall from Jan. 20-Feb. 2 with 1-1=2 totals in that stretch ... Scored his first NHL goal in his first NHL game, Jan. 21 vs. Washington and recorded his first NHL assist on Jan. 28 vs. Ottawa ... **2008-09:** Split his first full pro season between Wheeling/ECHL and Wilkes-Barre/Scranton of the AHL ... Had 14-10=24 totals in 18 Wheeling games with 14-17=31 totals in 56 AHL contests ... **2007-08:** Joined Pittsburgh's AHL affiliate in Wilkes-Barre/Scranton at the conclusion of his college career and had one assist in four games ... **College:** Played four seasons of college hockey at Dartmouth College with 57-68=125 totals with 106 PIM in 133 career college games ... Earned ECAC All-Rookie Team honors in 2004-05 as he led his team in goals and was third overall in the club's scoring race ... Led Dartmouth in scoring in his senior year in 2006-07 with 35 points and was named both a First Team All-ECAC and First Team All Ivy League ... **Juniors:** Played two seasons with the AJHL St. Albert Saints from 2002-04 with 56-66=122 totals in 111 games ... Was named the Canadian Junior A Player of the Year in 2003-04 when he had 71 points in 51 games.

TRANSACTIONS: Pittsburgh's fourth pick (third round), 67th overall, in the 2004 NHL Entry Draft ... Claimed off waivers by Minnesota from Pittsburgh, Sept. 29, 2011 ... Signed as a free agent by Phoenix, July 12, 2012 ... Signed as a free agent by Boston, July 5, 2013.

ETC: Full name, Nicholas VanCuran Johnson ... Nicknames, Johnny, Johner ... Wife, Teresa.

CONTRACT STATUS: Is in year one of a one-year contract with an NHL cap figure of \$600,000.

PRONUNCIATION: NIHK JAHN-suhn



32 NICK JOHNSON



CAREER VS. NHL TEAMS

	GP	G	A	PTS	PIM
Anaheim	6	1	1	2	2
Boston	1	0	0	0	0
Buffalo	2	0	1	1	9
Calgary	8	2	2	4	15
Carolina	1	1	0	1	0
Chicago	5	0	1	1	2
Colorado	7	0	1	1	7
Columbus	4	1	0	1	0
Dallas	6	1	1	2	0
Detroit	4	0	0	0	2
Edmonton	6	1	2	3	2
Florida	2	0	0	0	0
Los Angeles	6	1	3	4	0
Minnesota	2	0	0	0	0
Montreal	1	0	3	3	0
Nashville	6	1	3	4	2
New Jersey	1	0	1	1	0
NY Islanders	3	0	0	0	0
NY Rangers	3	1	0	1	0
Ottawa	2	1	1	2	0
Philadelphia	2	0	0	0	0
Phoenix	4	0	1	1	2
Pittsburgh	-	-	-	-	-
St. Louis	4	0	0	0	2
San Jose	5	1	0	1	0
Tampa Bay	1	0	1	1	0
Toronto	1	1	0	1	0
Vancouver	7	0	1	1	7
Washington	2	1	0	1	0
Winnipeg	2	0	0	0	0



NHL FIRSTS:

Game – Jan. 21, 2010 vs. Washington
Goal/Point – Jan. 21, 2010 vs. Washington
Assist – Jan. 28, 2010 vs. Ottawa

NHL MULTI-GOAL GAMES: None
NHL MULTI-POINT GAMES: 4

NHL SINGLE-GAME HIGHS:

Goals
 1 (14x; last Feb. 24, 2013 at Calgary)
Assists
 3 (Mar. 1, 2012 at Montreal)
Points
 3 (Mar. 1, 2012 at Montreal)

NHL SINGLE-SEASON HIGHS:

Games – 77 (2011-12)
Goals – 8 (2011-12)
Assists – 18 (2011-12)
Points – 26 (2011-12)

NHL CAREER-BEST:

Goal Streak
 2 (2-0=2, Jan. 28-30, 2013)
Assist Streak
 3 (0-3=3, Nov. 28-Dec. 2, 2011)
Point Streak
 5 (2-3=5, Nov. 27-Dec. 4, 2011)

STATS

REGULAR SEASON


PLAYOFFS

Season	Team	League	GP	G	A	PTS	PIM	PP	SH	GW	+/-	GP	G	A	PTS	PIM
2004-05	Dartmouth College Big Green	ECAC	35	18	17	35	16	-	-	-	-	-	-	-	-	-
2005-06	Dartmouth College Big Green	ECAC	33	15	10	25	24	-	-	-	-	-	-	-	-	-
2006-07	Dartmouth College Big Green	ECAC	33	14	16	30	46	-	-	-	-	-	-	-	-	-
2007-08	Dartmouth College Big Green	ECAC	32	10	25	35	20	-	-	-	-	-	-	-	-	-
2008-09	Wilkes-Barre/Scranton Penguins	AHL	4	0	1	1	0	-	-	-	-	10	0	1	1	2
	Wilkes-Barre/Scranton Penguins	AHL	56	14	17	31	23	-	-	-	-	12	4	6	10	8
	Wheeling Nailers	ECHL	18	14	10	24	19	-	-	-	-	-	-	-	-	-
2009-10	Pittsburgh Penguins	NHL	6	1	1	2	2	0	0	0	-2	-	-	-	-	-
	Wilkes-Barre/Scranton Penguins	AHL	61	16	27	43	50	-	-	-	-	4	4	0	4	2
2010-11	Pittsburgh Penguins	NHL	4	1	2	3	5	0	0	0	+1	-	-	-	-	-
	Wilkes-Barre/Scranton Penguins	AHL	48	20	19	39	49	-	-	-	-	-	-	-	-	-
2011-12	Minnesota Wild	NHL	77	8	18	26	45	0	0	1	-6	-	-	-	-	-
2012-13	Phoenix Coyotes	NHL	17	4	2	6	0	1	0	1	+3	-	-	-	-	-
	Portland Pirates	AHL	14	3	6	9	13	-	-	-	-	3	2	1	3	9
	Idaho Steelheads	ECHL	5	0	1	1	0	-	-	-	-	-	-	-	-	-
NHL Totals			104	14	23	37	52	1	0	2	-4	-	-	-	-	-

23 CHRIS KELLY

CENTER | 6'0" | 198 LBS. | SHOOTS LEFT

Born: November 11, 1980 in Toronto, Ontario | Hometown: Toronto, Ontario



CAREER: Has won one Stanley Cup championship (2011 with Boston) ... **2012-13:** Had one multiple-point game, a 1-1=2 effort on Apr. 17 vs. Buffalo ... Had points in consecutive games once, Jan. 31-Feb. 2 (0-2=2 totals) ... Played his 600th NHL game on Apr. 23 at Philadelphia and scored his 100th NHL goal on Apr. 17 vs. Buffalo ... Missed 14 games with a broken tibia (Mar. 12-Apr. 6) ... That snapped his consecutive-games played streak at 136 straight regular season and playoff games and were his first games missed as a Bruin since he did not dress for the first game after his trade while he was awaiting visa approval ... All three of his post-season points came in the Stanley Cup Final vs. Chicago, including

points in consecutive games June 15-17 (1-1=2 totals) ... Played eight games with Red Ice in Switzerland during the lockout with 4-5=9 totals ... **2011-12:** His +33 tied teammate Zdeno Chara for the league's third-best plus/minus rating ... Established career season-highs in goals (20) and points (39) ... Played in all 82 games for the fourth time in his career and was the only Bruin to do so ... Had nine multiple-point games with his season-high a 2-1=3 effort on Nov. 19 at NY Islanders ... Had a five-game point streak from Mar. 17-25 (3-4=7 totals) which matched his career-best point string ... Played his 500th NHL game Nov. 7 vs. NY Islanders and recorded his 200th NHL point with a goal Dec. 14 at Ottawa ... Added 1-2=3 totals in seven post-season games with the goal coming in overtime of a 1-0 win on Apr. 12 vs. Washington ... Had a three-game playoff point streak from Apr. 12-16 (1-2=3 totals) ... **2010-11:** Had 12-11=23 totals with 27 PIM in 57 Senators games at the time of his Feb. 15 trade to Boston and added 2-3=5 totals with six PIM in 24 Bruins contests ... Had four multiple-point games, including his first career hat trick scored Dec. 5 at NY Rangers ... Had a five-game point streak from Dec. 10-19 (2-4=6 totals), which matched his career-best point streaks recorded on two previous occasions ... Recorded his 100th NHL assist Feb. 5 at NY Islanders with Ottawa ... Did not dress for one game, as his visa was not approved in time for travel to the first Boston game following his trade from Ottawa ... Added career playoff-highs of 5-8=13 totals in 25 post-season games ... Had one multiple-point game, including tying his career-high for points in a game with a 1-2=3 effort Apr. 21 vs. Montreal ... Had a four-game assist and point streak from May 17-23 (0-4=4 totals) and had points in consecutive games on three other occasions ... **2009-10:** Had five multiple-point games with his season-high a 2-1=3 effort Jan. 3 vs. Philadelphia which was his first career two-goal game ... Played his 400th NHL game Mar. 27 vs. Florida ... **2008-09:** Played in all 82 games for the third time in his career ... Had three multiple-point games, all two-point nights ... Recorded his 100th NHL point Oct. 18 vs. Boston and played his 300th NHL game Feb. 19 vs. Vancouver ... **2007-08:** Had three multiple-point games, all two-point nights ... Had a four-game point streak from Feb. 16-23 (2-2=4 totals) ... Played his 200th NHL game Feb. 18 at Boston ... Missed seven games and the entire post-season to injury and had his consecutive games played streak snapped at 239 when he missed the Mar. 24 game in Montreal ... **2006-07:** Had nine multiple-point games, including a career-high 1-3=4 effort Jan. 13 vs. Montreal ... Had a five-game assist and point streak from Jan. 6-13 (3-8=11 totals) ... Played his 100th NHL game Nov. 8 at Atlanta ... Added 3-4=7 totals in 20 post-season games, including his first career playoff goal Apr. 11 vs. Pittsburgh, as the Senators advanced to the Stanley Cup Final where they fell to Anaheim ... **2005-06:** Tied for the NHL lead in shorthanded assists with six and ranked second among all rookies with a +21 rating ... Had five multiple-point games ... Had a career-best five-game point streak from Mar. 18-25 (2-4=6 totals), including a four-game assist streak from Mar. 19-25 ... Recorded his first NHL points with a 1-1=2 effort Oct. 29 vs. Toronto ... Played his first NHL playoff game Apr. 21 vs. Tampa Bay ... **2004-05:** Played the NHL lockout season in Binghamton where he recorded AHL career-highs with 24-36=60 totals while serving as the AHL Senators' captain ... Had 4-6=10 totals while the team was shorthanded ... **2003-04:** Spent most of the season in Binghamton/AHL where he was limited by injuries to 54 games ... Recalled twice to Ottawa, playing four scoreless games ... Suffered a fractured kneecap Feb. 14 vs. Montreal and missed six weeks with the injury ... Played his first NHL game Feb. 5 vs. Toronto ... **2002-03:** Played the season with Ottawa's AHL affiliate in Binghamton with 17-

14=31 totals in 77 games ... **2001-02:** Spent most of his first pro season in Grand Rapids/AHL with 3-3=6 totals and 20 PIM in 31 games ... Also had a four-game stint with Muskegon/UHL with 1-2=3 totals from Jan. 30-Feb. 5 ... **Juniors:** Played five seasons of junior hockey in the Ontario Hockey League with London and Sudbury with 106-148=254 totals and 184 PIM in 235 career junior games.

TRANSACTIONS: Ottawa's fourth pick (third round), 94th overall, in the 1999 NHL Entry Draft ... Traded to Boston by Ottawa for 2011 second round draft pick (Shane Prince), Feb. 15, 2011.

ETC: Full name, Christopher Kelly ... Nickname, Kells ... Wife, Krissy; daughters, Presley and Evynn ... Prior to suffering a broken leg in March, 2013 and missing 14 games, he had missed just nine of 595 games since his first full NHL campaign in 2005-06.

CONTRACT STATUS: Is in year two of a four-year contract with an NHL cap figure of \$3,000,000.

PRONUNCIATION: KRIHS KEH-lee



23 CHRIS KELLY



CAREER VS. NHL TEAMS

	GP	G	A	PTS	PIM
Anaheim	6	0	2	2	4
Boston	38	2	8	10	20
Buffalo	49	10	9	19	18
Calgary	9	2	0	2	2
Carolina	30	2	2	4	42
Chicago	7	1	0	1	0
Colorado	6	0	4	4	0
Columbus	8	1	1	2	2
Dallas	6	1	1	2	4
Detroit	6	0	0	0	0
Edmonton	10	1	3	4	2
Florida	27	5	7	12	14
Los Angeles	7	1	2	3	12
Minnesota	6	3	5	8	4
Montreal	50	7	8	15	37
Nashville	7	0	0	0	2
New Jersey	30	6	8	14	8
NY Islanders	33	8	8	16	12
NY Rangers	31	8	3	11	8
Ottawa	12	2	1	3	2
Philadelphia	29	9	5	14	23
Phoenix	6	2	2	4	6
Pittsburgh	29	5	10	15	10
St. Louis	7	2	4	6	4
San Jose	7	0	4	4	0
Tampa Bay	29	1	6	7	6
Toronto	50	9	10	19	20
Vancouver	10	1	0	1	8
Washington	29	1	5	6	26
Winnipeg	29	10	11	21	16



NHL FIRSTS:

Game – Feb. 5, 2004 vs. Toronto
Goal – Oct. 29, 2005 vs. Toronto
Assist/Point – Oct. 29, 2005 vs. Toronto

NHL MULTI-GOAL GAMES: 4
NHL MULTI-POINT GAMES: 39

NHL SINGLE-GAME HIGHS:

Goals
 3 (Dec. 5, 2010 vs. NY Rangers)
Assists
 3 (Jan. 13, 2007 vs. Montreal)
Points
 4 (1-3=4, Jan. 13, 2007 vs. Montreal)

NHL SINGLE-SEASON HIGHS:

Games – 82 (4x; last 2011-12)
Goals – 20 (2011-12)
Assists – 23 (2006-07)
Points – 39 (2011-12)

NHL CAREER-BEST:

Goal Streak
 2 (9x; last 2-0=2, Mar. 17-19, 2012)
Assist Streak
 5 (0-8=8, Jan. 6-13, 2007)
Point Streak
 5 (4x; last 3-4=7, Mar. 17-25, 2012)

STATS

REGULAR SEASON

PLAYOFFS

Season	Team	League	GP	G	A	PTS	PIM	PP	SH	GW	+/-	GP	G	A	PTS	PIM
1997-98	London Knights	OHL	54	15	14	29	4	-	-	-	-	16	4	5	9	12
1998-99	London Knights	OHL	68	36	41	77	60	-	-	-	-	25	9	17	26	22
1999-2000	London Knights	OHL	63	29	43	72	57	-	-	-	-	-	-	-	-	-
2000-01	London Knights	OHL	31	21	34	55	46	-	-	-	-	-	-	-	-	-
	Sudbury Wolves	OHL	19	5	16	21	17	-	-	-	-	12	11	5	16	14
2001-02	Grand Rapids Griffins	AHL	31	3	3	6	20	-	-	-	-	5	1	1	2	5
	Muskegon Fury	UHL	4	1	2	3	0	-	-	-	-	-	-	-	-	-
2002-03	Binghamton Senators	AHL	77	17	14	31	73	-	-	-	-	14	2	3	5	8
2003-04	Ottawa Senators	NHL	4	0	0	0	0	0	0	0	-2	-	-	-	-	-
	Binghamton Senators	AHL	54	15	19	34	40	-	-	-	-	2	0	0	0	4
2004-05	Binghamton Senators	AHL	77	24	36	60	57	-	-	-	-	6	1	2	3	11
2005-06	Ottawa Senators	NHL	82	10	20	30	76	1	0	2	+21	10	0	0	0	2
2006-07	Ottawa Senators	NHL	82	15	23	38	40	1	2	0	+28	20	3	4	7	4
2007-08	Ottawa Senators	NHL	75	11	19	30	30	0	1	1	+3	-	-	-	-	-
2008-09	Ottawa Senators	NHL	82	12	11	23	38	0	1	1	-10	-	-	-	-	-
2009-10	Ottawa Senators	NHL	81	15	17	23	27	0	1	2	-7	6	1	5	6	2
2010-11	Ottawa Senators	NHL	57	12	11	23	27	0	1	2	-12	-	-	-	-	-
	Boston Bruins	NHL	24	2	3	5	6	0	0	0	-1	25	5	8	13	6
2011-12	Boston Bruins	NHL	82	20	19	39	41	1	2	6	+33	7	1	2	3	4
2012-13	Red Ice	Switz.	8	4	5	9	8	-	-	-	-	-	-	-	-	-
	Boston Bruins	NHL	34	3	6	9	16	1	0	0	-8	22	2	1	3	19
NHL Totals			603	100	129	229	312	4	7	15	+45	90	12	20	32	37
Boston Totals			140	25	28	53	63	2	2	6	+24	54	8	11	19	29

76 ALEXANDER KHOKHLACHEV




CENTER | 5'11" | 184 LBS. | SHOOTS LEFT

Born: September 9, 1993 in Moscow, Russia | Hometown: Moscow, Russia



CAREER: 2012-13: Began the season in the KHL with Moscow Spartak and had 2-5=7 totals in 26 games ... Joined his junior team in Windsor in January and then was assigned to Providence/AHL on Mar. 20 ... Had 2-1=3 totals in 11 games with the AHL Bruins with both goals scored on Apr. 5 vs. Albany in the game in which the Bruins clinched their playoff berth ... Played his first North American pro game on Mar. 22 vs. Bridgeport Sound ... **Juniors:** Played three seasons in the Ontario Hockey League with the Windsor Spitfires with 81-112=193 totals and 80 penalty minutes in 152 career junior games ... Averaged over a point per game in all three of his Windsor seasons, including a 1.66 points per game average in his final season in 2012-13 ... Had three hat tricks with the Spitfires in 2012-13, including a 3-2=5 effort on Mar. 10 vs. London ... **International:** Played for Team Russia in both the 2012 (4-1=5 totals and 4 PIM in seven games while winning a silver medal) and 2013 (3-2=5 totals and 4 PIM in seven games and winning a bronze medal) World Junior Championships.



TRANSACTIONS: Boston's second pick, 40th overall, in the 2011 NHL Entry Draft.

ETC: Full name, Alexander Khokhlachev ... Nickname, Koko ... Single.

CONTRACT STATUS: Is in year one of a three-year entry level contract.

PRONUNCIATION: AL-ehks-an-duhr KOH-kluh-chehv



STATS

Season	Team	League	GP	G	A	PTS	PIM	PP	SH	GW	+/-	GP	G	A	PTS	PIM
2010-11	Windsor Spitfires	OHL	67	34	42	76	28	-	-	-	-	18	9	11	20	8
2011-12	Windsor Spitfires	OHL	56	25	44	69	32	-	-	-	-	-	-	-	-	-
2012-13	Moscow Spartak	KHL	26	2	5	7	20	-	-	-	-	-	-	-	-	-
	Providence Bruins	AHL	11	2	1	3	8	-	-	-	-	-	-	-	-	-
	Windsor Spitfires	OHL	29	22	26	48	20	-	-	-	-	-	-	-	-	-

50 JARED KNIGHT

CENTER | 5'11" | 203 LBS. | SHOOTS RIGHT

Born: January 16, 1992 in Battle Creek, Michigan | Hometown: Battle Creek, Michigan



CAREER: 2012-13: Played his first full professional season although a hamstring injury limited him to 12 games ... Spent most of the season in Providence/AHL with 1-2=3 totals in ten games ... Had a two-game scoreless stint in South Carolina/ECHL from Jan. 2-8 ... Returned to the Providence lineup on Apr. 5 after missing 27 games to the injury ... Scored his first professional goal on Apr. 20 vs. Bridgeport Sound ... **2010-11:** Joined Providence/AHL on an amateur try-out agreement for three games at the conclusion of his junior season ... Played his first professional game on Apr. 8 vs. Portland and had his first pro points with assists in each of his first two games, Apr. 8 vs. Portland and Apr. 9 in Springfield ... **Juniors:** Played four seasons of junior hockey in London of the Ontario Hockey League with 102-107=209 totals and 166 penalty minutes in 250 career junior games ... Scored a career-high 36 goals in 2009-10 while establishing career-highs in assists (45) and points (70) in 2010-11 ... Added 4-4=8 totals in 15 post-season games in 2011-12 as the Knights won the OHL championship and advanced to the Memorial Cup final where they lost to Shawinigan by a 2-1 score in overtime.



TRANSACTIONS: Boston's second pick, 32nd overall, in the 2010 NHL Entry Draft.

ETC: Full name, Jared Gary Knight ... Nickname, Knighter ... Single.

CONTRACT STATUS: Is in year two of a three-year entry level contract.

PRONUNCIATION: JAIR-ihd NIGHT




STATS

Season	Team	League	GP	G	A	PTS	PIM	PP	SH	GW	+/-	GP	G	A	PTS	PIM
2008-09	London Knights	OHL	67	15	15	30	60	-	-	-	-	14	3	0	3	2
2009-10	London Knights	OHL	63	36	21	57	39	-	-	-	-	12	10	7	17	12
2010-11	London Knights	OHL	68	25	45	70	39	-	-	-	-	6	4	2	6	2
	Providence Bruins	AHL	3	0	2	2	2	-	-	-	-	-	-	-	-	-
2011-12	London Knights	OHL	52	26	26	52	28	-	-	-	-	15	4	4	8	9
2012-13	Providence Bruins	AHL	10	1	2	3	8	-	-	-	-	6	1	1	2	6
	South Carolina Stingrays	ECHL	2	0	0	0	0	-	-	-	-	-	-	-	-	-

46 DAVID KREJCI

CENTER | 6'0" | 188 LBS. | SHOOTS RIGHT

Born: April 28, 1986 in Sternberk, Czech Republic | Hometown: Sternberk, Czech Republic



CAREER: Has won one Stanley Cup championship (2011 with Boston) ... Has a 12/34 record in NHL shootouts (6 deciding goals) ... Has taken one career penalty shot (no goal) ... **2012-13:** Ranked tied for third in the NHL with five game-winning goals ... Had six multiple-point games with his season-high a 1-2=3 effort on Mar. 16 vs. Washington which tied his career-high for points in a game ... Had a five-game point streak from Jan. 23-31 (2-4-6 totals) ... Had two four-game point streaks as well, from Feb. 6-15 (2-3=5 totals) and Mar. 5-11 (1-4=5 totals) ... Scored one goal on four shootout shots with the deciding goal on Mar. 11 at Ottawa ... Recorded his 200th NHL assist on Jan. 29 vs. New Jersey, played

his 400th NHL game on Mar. 11 at Ottawa and registered his 300th NHL point with an assist on Mar. 16 vs. Washington ... Missed one game with a lower body injury (Mar. 19) which snapped his consecutive games-played streak at 109 regular season and playoff games ... Led the NHL in post-season scoring for the second time in the last three years with career post-season highs of 9-17=26 totals ... Led the NHL in playoff assists and finished second in plus/minus rankings at +13 ... Had seven career playoff multiple-point games, including three three-point nights ... Scored his second career playoff hat trick on May 8 at Toronto with the third goal coming at 13:06 of overtime ... Had a career-best five-game playoff point streak from May 1-10 (5-6=11 totals) ... Played 24 games with Pardubice in the Czech Republic during the lockout with 16-11=27 totals ... **2011-12:** Hit the 20-goal mark for the second time in his career with a career season-high of 23 ... Had 17 multiple-point games, including his second career hat trick scored on Mar. 1 vs. New Jersey with the third goal coming in overtime ... Had a career-best 11-game point streak from Dec. 17-Jan. 14 (5-11=16 totals) which tied for the third-longest streak in the league during the season ... Played his 300th NHL game Oct. 8 vs. Tampa Bay ... Missed three games to injury ... Added 1-2=3 totals in seven playoff games with the points coming in consecutive games Apr. 21-22 ... **2010-11:** Tied for the team lead in points for the second straight season, but once again finished second in the club's scoring race with fewer goals scored ... His 49 assists were tied for tenth in the league in that category ... Had 17 multiple-point games, including three three-point games which matched his career-high for points in a game and two three-assist contests which matched his career-high for assists in a game ... Had a seven-game point streak from Mar. 3-17 (3-6=9 totals) and had two career-best five-game assist streaks, from Feb. 17-27 (1-7=8 totals) and Mar. 3-11 (1-6=7 totals) ... Took his first career fighting major Dec. 16 in Montreal vs. Mike Cammalleri ... Recorded his 200th NHL point with an assist Mar. 3 vs. Tampa Bay ... Missed seven games to injuries ... Led the NHL in post-season goals and points ... His 12 goals were the most ever in one playoff year by a Czech player and tied Slovakian Marian Gaborik's 2008 mark for a Czechoslovakian-born player ... Has five multiple-point games, including a career-high 2-2=4 night Apr. 30 vs. Philadelphia and his first career playoff hat trick May 25 at Tampa Bay ... That was the first playoff hat trick by a Bruin since Cam Neely on Apr. 25, 1991 vs. Montreal ... Had a four-game point streak from Apr. 30-May 6 (4-5=9 totals) ... Scored three game-winning goals in the Conference Semifinal vs. Philadelphia, including an overtime goal in game two, as he joined Mel Hill (1939 SF) and Roy Conacher (1939 F) as the only Bruins with three game-winning goals in one playoff series ... Added another in the Conference Final vs. Tampa Bay, tying Cam Neely's club record of four game-winning goals in one playoff year ... **2009-10:** Tied for the team lead in points with Patrice Bergeron, but finished second in the team's scoring race with two fewer goals ... Had 14 multiple-point games, all two-point efforts ... Had two four-game point streaks, from Mar. 11-16 (2-5=7 totals) and Mar. 23-29 (3-4=7 totals) ... Took his first career penalty shot on Feb. 2, unsuccessful vs. Washington's Jose Theodore ... Took 11 shootout shots and scored four goals, including a team-high three deciding tallies ... Scored the game-tying goal at 19:38 of the third period that sent the game into overtime on Oct. 24 at Ottawa ... Played his 200th NHL/Bruins game Feb. 11 in Tampa Bay and recorded his 100th NHL/Bruins assist Mar. 25 vs. Tampa Bay ... Missed three games to illness or injury, snapping his consecutive games played streak at 140 straight regular season games (158 including playoffs) dating back to his Providence recall on Dec. 30, 2007 ... Had 4-4=8 totals with 2 PIM in 9 playoff games before suffering a dislocated wrist on May 5 vs. Philadelphia in game three of

the CSF series ... The injury required immediate surgery and he missed the remainder of the post-season ... Had one multiple-point game, a career-high for points in a playoff game with a 2-1=3 effort on Apr. 26 vs. Buffalo ... Had a four-game point streak from Apr. 26-May 5 with 3-3=6 totals in that span ... **2008-09:** Led the NHL in plus/minus at +37 ... Established career season-highs in assists (51) and points (73) and finished second in the team's scoring race ... Played in every game for the first time in his career ... Had 21 multiple-point games, including seven three-point efforts and his first career hat trick scored Dec. 18 vs. Toronto ... The three-point games tie his career-high for points in a game ... Had a ten-game point streak from Dec. 12-Jan. 1 (6-11=17 totals) ... Had a nine-game point streak from Nov. 19-Dec. 8 (5-10=15 totals) ... Scored one overtime goal, Jan. 27 vs. Washington ... Played his 100th NHL/Bruins game Jan. 1 vs. Pittsburgh and recorded his 100th NHL/Bruins point with an assist Apr. 12 at NY Islanders ... Went 1 for 3 in shootouts ... Was voted the Seventh Player Award winner by the fans as "that player who has performed beyond expectations" ... Added 2-6=8 totals in 11 playoff games, including two multiple-point playoff games ... Had a three-game playoff point streak with 1-3=4 totals from Apr. 20-May 1 ... **2007-08:** Had five multiple-point games with his season-high a 1-2=3 effort Mar. 29 vs. Ottawa ... Had a five-game point streak from Mar. 25-Apr. 2 (3-6=9 totals) ... Went 1 for 5 in shootouts ... Recorded his first NHL point with an assist Oct. 6 at Phoenix ... Scored his first NHL goal Feb. 26 vs. Ottawa ... Had scored a shootout goal prior to that on Feb. 19 at Carolina, but shootout tallies do not count in individual statistics ... Finished second in the team's playoff scoring race with 1-4=5 totals in seven post-season games, including two two-assist efforts ... Played his first NHL playoff game Apr. 10 in Montreal and scored his first NHL playoff goal/point Apr. 12 in Montreal ... Also played 25 games in Providence/AHL from Nov. 4-Dec. 30 with 7-21=28 totals and 19 PIM in 25 AHL Bruins games ... **2006-07:** Spent most of his first pro season in Providence/AHL where he led that team in scoring with 31-43=74 totals and 47 PIM in 69 AHL Bruins games ... Recalled on three occasions to Boston - Jan. 30-Feb. 6 (0-0=0 totals in one game); Feb. 20-27 (0-0=0 totals in four games); and Mar. 8 (0-0=0 totals in one game) ... Played his first NHL game Jan. 30 in Buffalo ... Missed two games with a concussion ... Also led the AHL Bruins in playoff scoring with 3-13=16 totals and 22 PIM in 13 post-season games ... **Juniors:** Played two seasons of junior hockey with Gatineau of the Quebec Major Junior Hockey League with 49-95=144 totals and 85 penalty minutes in 117 career junior games ... Finished second in Gatineau's scoring race in 2005-06 with 27-54=81 totals and added 10-22=32 totals in 17 playoff games ... **Europe:** Played one season of junior hockey with Kladno in his native Czech Republic in 2003-04 with 23-37=60 totals in 50 games ... **International:** Played for the Czech Republic in two World Junior Championships, in 2005 (0-1=1 totals in seven games; bronze medal) and 2006 (3-3=6 totals in six games) and in two World Championships as well, in 2008 (0-0=0 totals in five games) and 2012 (3-4=7 totals in ten games; bronze medal) ... Also played for the Czech Republic in the 2010 Olympic Games in Vancouver (2-1=3 totals in 5 games, including an overtime goal).



46 DAVID KREJCI



CAREER VS. NHL TEAMS

	GP	G	A	PTS	PIM
Anaheim	7	1	3	4	2
Boston	-	-	-	-	-
Buffalo	46	8	19	27	18
Calgary	7	4	4	8	6
Carolina	27	7	10	17	12
Chicago	8	1	6	7	2
Colorado	7	1	7	8	2
Columbus	7	2	2	4	6
Dallas	8	5	4	9	4
Detroit	8	2	2	4	2
Edmonton	7	2	3	5	6
Florida	31	11	14	25	16
Los Angeles	9	3	6	9	2
Minnesota	6	1	3	4	2
Montreal	47	15	25	40	14
Nashville	6	3	1	4	2
New Jersey	28	9	12	21	0
NY Islanders	27	8	8	16	12
NY Rangers	30	4	8	12	6
Ottawa	47	15	20	35	8
Philadelphia	30	8	13	21	8
Phoenix	8	2	2	4	0
Pittsburgh	28	4	17	21	6
St. Louis	5	1	5	6	2
San Jose	7	2	2	4	2
Tampa Bay	30	7	20	27	8
Toronto	44	11	24	35	12
Vancouver	7	2	2	4	0
Washington	29	6	21	27	8
Winnipeg	28	8	17	25	12

TRANSACTIONS: Boston's first pick (second round), 63rd overall, in the 2004 NHL Entry Draft.

ETC: Full name, David Krejci ... Nickname, Krech ... Single ... Took his first career fighting major in his fifth NHL season, on Dec. 16, 2010 vs. Montreal's Mike Cammalleri ... His 12 post-season goals in 2011 were the most ever by a Czech player in one playoff year and tied Slovakian Marian Gaborik's 2008 mark for a Czechoslovakian-born NHLer ... Enters this season having missed just 14 of 420 regular season games since his Dec. 30, 2007 recall to Boston from the AHL ... Has led the NHL in playoff scoring in two of the last three post-seasons.

CONTRACT STATUS: Is in year two of a three-year contract with an NHL cap figure of \$5,250,000.

PRONUNCIATION: DAY-vihd KRAY-chee



NHL FIRSTS:

Game – Jan. 30, 2007 at Buffalo
Goal – Feb. 26, 2008 vs. Ottawa
Assist/Point – Oct. 6, 2007 at Phoenix

NHL MULTI-GOAL GAMES: 7
NHL MULTI-POINT GAMES: 80

NHL SINGLE-GAME HIGHS:

Goals
 3 (2x; last Mar. 1, 2012 vs. New Jersey)
Assists
 3 (6x; last Mar. 24, 2011 vs. Montreal)
Points
 3 (17x; last 1-2=3, Mar. 16, 2013 vs. Washington)

NHL SINGLE-SEASON HIGHS:

Games – 82 (2008-09)
Goals – 23 (2011-12)
Assists – 51 (2008-09)
Points – 73 (2008-09)

NHL CAREER-BEST:

Goal Streak
 3 (4x; last 3-0=3, Jan. 4-7, 2012)
Assist Streak
 5 (2x; last 0-6=6, Mar. 3-11, 2011)
Point Streak
 11 (5-11=16, Dec. 17, 2011-Jan. 14, 2012)

STATS

REGULAR SEASON

PLAYOFFS

Season	Team	League	GP	G	A	PTS	PIM	PP	SH	GW	+/-	GP	G	A	PTS	PIM
2003-04	Kladno Jr.	CZE REP	50	23	37	60	37	-	-	-	-	-	-	-	-	-
2004-05	Gatineau Olympiques	QMJHL	62	22	41	63	31	-	-	-	-	10	2	7	9	10
2005-06	Gatineau Olympiques	QMJHL	55	27	54	81	54	-	-	-	-	17	10	22	32	24
2006-07	Boston Bruins	NHL	6	0	0	0	2	0	0	0	-3	-	-	-	-	-
	Providence Bruins	AHL	69	31	43	74	47	-	-	-	-	13	3	13	16	22
2007-08	Boston Bruins	NHL	56	6	21	27	20	1	1	0	-3	7	1	4	5	2
	Providence Bruins	AHL	25	7	21	28	19	-	-	-	-	-	-	-	-	-
2008-09	Boston Bruins	NHL	82	22	51	73	26	5	2	6	+37	11	2	6	8	2
2009-10	Boston Bruins	NHL	79	17	35	52	26	6	0	3	+8	9	4	4	8	2
2010-11	Boston Bruins	NHL	75	13	49	62	28	1	0	2	+23	25	12	11	23	10
2011-12	Boston Bruins	NHL	79	23	39	62	36	2	0	2	-5	7	1	2	3	4
2012-13	Pardubice	Cze Rep	24	16	11	27	22	-	-	-	-	-	-	-	-	-
	Boston Bruins	NHL	47	10	23	33	20	0	0	5	+1	22	9	17	26	14
NHL & Boston Totals			424	91	218	309	158	15	3	18	+58	81	29	44	73	34

47 TOREY KRUG

DEFENSE | 5'9" | 180 LBS. | SHOOTS LEFT


Born: April 12, 1991 in Livonia, Michigan | Hometown: Livonia, Michigan



CAREER VS. NHL TEAMS

	GP	G	A	PTS	PIM
Montreal	1	0	1	1	0
Ottawa	1	0	1	1	0
Pittsburgh	1	0	0	0	0

CAREER: 2012-13: Spent most of the season in Providence/AHL and led Providence defensemen and was fifth overall in that team's scoring race with 13-32=45 totals and 37 PIM in 63 AHL games ... Recalled once during the regular season to Boston (Mar. 27-29) and played his lone Boston game on Mar. 27 vs. Montreal with an assist in that contest ... Played his first NHL playoff game on May 16 vs. NY Rangers and scored his first NHL playoff goal in that game ... Recorded his first NHL playoff assist on May 19 vs. NY Rangers ... Scored goals in each of



his first two playoff games, becoming the fourth Bruin in club history to do so ... Had one multiple-point playoff game, a 1-1=2 effort on May 19 vs. NY Rangers ... Had points in consecutive playoff games twice, May 16-19 (2-1=3 totals) and May 23-25 (2-0=2 totals) ... **2011-12:** Signed with the Bruins on Mar. 25 at the conclusion of his junior season in college, foregoing his senior season eligibility ... Played his first NHL game Apr. 3 vs. Pittsburgh and recorded his first NHL point with an assist Apr. 5 in Ottawa ... Did not dress for six games (coach's decision) ... **College:** Played three seasons at Michigan State University, serving as a captain in both his sophomore and junior seasons ... Had 26-57=83 totals with 177 penalty minutes in 114 career college games ... Was named to the CCHA All-Rookie Team in 2009-10 and earned CCHA First Team All-Star berths in both 2010-11 and 2011-12 ... Named the CCHA Player of the Year in 2011-12, was an NCAA West First Team All-American and a finalist for the Hobey Baker Award as the nation's top college player as well ... Had college career-highs in all categories in 2011-12 with 12-22=34 totals and was the first defenseman since 1986-87 to lead the CCHA in scoring, as he shared the title with Notre Dame's T. J. Tynan.

TRANSACTIONS: Signed by Boston as a free agent, Mar. 25, 2012.

ETC: Full name, Torey Steven Krug ... Nicknames, Kruger, T.K., Freddy ... He and his wife Melanie were married this past summer ... Was the tenth player in Bruins history to score a playoff goal before scoring a regular season tally when he netted his first in the 2013 post-season and was the second to do so in those playoffs (Matt Bartkowski) ... Was the first rookie defenseman in NHL history to score four goals in his first five post-season games ... Twitter, @ToreyKrug

CONTRACT STATUS: Is in year three of a three-year entry level contract.

PRONUNCIATION: TOHR-ee KROOG



NHL FIRSTS:

Game – Apr. 3, 2012 vs. Pittsburgh
Goal – May 16, 2013 vs. NY Rangers (playoffs)
Assist/Point – Apr. 5, 2012 at Ottawa

NHL MULTI-GOAL GAMES: None

NHL MULTI-POINT GAMES: None

NHL SINGLE-GAME HIGHS:

Goals
 None
Assists
 1 (2x; last Mar. 27, 2013 vs. Montreal)
Points
 1 (2x; last 0-1=1, Mar. 27, 2013 vs. Montreal)

NHL SINGLE-SEASON HIGHS:

Games – 2 (2011-12)
Goals – None
Assists – 1 (2x; last 2012-13)
Points – 1 (2x; last 2012-13)

NHL CAREER-BEST:

Goal Streak
 None
Assist Streak
 1 (2x; last 0-1=1, Mar. 27, 2013)
Point Streak
 1 (2x; last 0-1=1, Mar. 27, 2013)

STATS

Season	Team	League	GP	G	A	PTS	PIM	PP	SH	GW	+/-	GP	G	A	PTS	PIM
2008-09	Indiana Ice	USHL	59	10	37	47	50	-	-	-	-	13	1	6	7	13
2009-10	Michigan State University Spartans	CCHA	38	3	18	21	67	-	-	-	-	-	-	-	-	-
2010-11	Michigan State University Spartans	CCHA	38	11	17	28	59	-	-	-	-	-	-	-	-	-
2011-12	Michigan State University Spartans	CCHA	38	12	22	34	51	-	-	-	-	-	-	-	-	-
2012-13	Boston Bruins	NHL	2	0	1	1	0	0	0	0	Evn	-	-	-	-	-
	Boston Bruins	NHL	1	0	1	1	0	0	0	0	-1	15	4	2	6	0
	Providence Bruins	AHL	63	13	32	45	37	-	-	-	-	7	0	3	3	2
NHL & Boston Totals			3	0	2	2	0	0	0	0	-1	15	4	2	6	0


52 MATT LINDBLAD

LEFT WING | 5'11" | 193 LBS. | SHOOTS LEFT

Born: March 23, 1990 in Evanston, Illinois | Hometown: Winnetka, Illinois



CAREER: 2012-13: Signed an amateur try-out agreement with Providence/AHL on Apr. 11 at the conclusion of his college season and had 1-4=5 totals in four games with the AHL Bruins ... Played his first professional game on Apr. 13 vs. and scored his first pro goal in that game in Springfield ... **College:** Played three seasons at Dartmouth College with 29-51=80 totals and four PIM in 89 career college games ... Was second in the Big Green scoring race in both his sophomore and junior seasons ... Was named the Dartmouth Rookie of the Year in 2010-11 when he had 28 points in 33 games and shared the Ivy League rookie honors ... **Juniors:** Played two seasons in the USHL with Chicago in 2008-09 and Sioux Falls in 2009-10 with 29-66=95 totals and 37 penalty minutes in 108 combined junior years.



TRANSACTIONS: Signed by Boston as a free agent, Apr. 5, 2013.

ETC: Full name, Matthew Maurice Lindblad ... Nickname, Lindy ... Single ... Twitter, @mlindblad9

CONTRACT STATUS: Is in year one of a two-year entry level contract.

PRONUNCIATION: MAT LIHND-blad



STATS

Season	Team	League	GP	G	A	PTS	PIM	PP	SH	GW	+/-	GP	G	A	PTS	PIM
2008-09	Chicago Steel	USHL	51	5	20	25	17	-	-	-	-	-	-	-	-	-
2009-10	Sioux Falls Stampede	USHL	57	24	46	70	20	-	-	-	-	3	1	2	3	2
2010-11	Dartmouth College Big Green	ECAC	33	13	15	28	4	-	-	-	-	-	-	-	-	-
2011-12	Dartmouth College Big Green	ECAC	26	6	18	24	2	-	-	-	-	-	-	-	-	-
2012-13	Dartmouth College Big Green	ECAC	30	10	18	28	2	-	-	-	-	-	-	-	-	-
	Providence Bruins	AHL	4	1	4	5	0	-	-	-	-	-	-	-	-	-

17 MILAN LUCIC

LEFT WING | 6'3" | 228 LBS. | SHOOTS LEFT

Born: June 7, 1988 in Vancouver, British Columbia | Hometown: Vancouver, British Columbia



CAREER: Has won one Stanley Cup championship (2011 with Boston) ... Has an 0/1 record in NHL shootouts ... **2012-13:** Had four multiple-point games with his season-high three assists on Mar. 16 vs. Washington which tied his career-high for assists in a game ... Had four three-game point streaks, from Feb. 6-12 (1-3=4 totals); Feb. 24-29 (1-2=3 totals); Feb. 5-9 (0-3=3 totals); and Mar. 30-Apr. 2 (0-4=4 totals) ... Played his 400th NHL game on Mar. 17 vs. Buffalo and recorded his 600th NHL penalty minute in a fight with Chris Neil on Apr. 28 vs. Ottawa ... Did not dress for two games (one coach's decision, one personal reasons) ... Tied for third in the NHL in the post-season scoring race with 7-12=19 totals and

tied for third in the playoffs at +12 ... Had four multiple-point games including three-point efforts each on May 6 at Toronto (0-3=3 totals) and June 12 at Chicago (2-1=3) which were career-highs for points in a playoff game ... Had three three-game post-season point streaks, from May 1-6 (0-6=6 totals), June 1-5 (0-3=3) and June 19-24 (2-1=3) ... **2011-12:** Hit the 20-goal mark for the second straight season and his 81 games played were a career season-high ... Had 17 multiple-point games, including three three-point nights with his three-assist effort Dec. 10 at Columbus matching his previous career-high for assists in a game ... Had a seven-game point streak from Mar. 1-11 (2-7=9 totals) ... Had a five-game goal and point streak from Oct. 29-Nov. 10 (6-2=8 totals), which was a career-best goal streak ... Played his 300th NHL game Nov. 26 vs. Winnipeg, recorded his 100th NHL assist Dec. 10 at Columbus and registered his 200th NHL point with an assist Mar. 6 in Toronto ... Missed one game serving an NHL suspension ... **2010-11:** Won his first team scoring title as he was tied with David Krejci in points but had a higher goal total ... Established career season-highs in all offensive categories ... His 30 goals were the most by a Bruin since 2008-09 ... Tied for the fifth-best plus/minus in the NHL at +28 ... Was one of two players in the NHL with 30-or-more goals and 100+ penalty minutes (Anaheim's Corey Perry) ... Had 12 multiple-point games, including his second career hat trick scored Nov. 18 vs. Florida and a career-high three assists Mar. 24 vs. Montreal ... Had two five-game point streaks, from Oct. 9-21 (3-3=6 totals) and Mar. 3-11 (2-4=6 totals) ... and netted goals in three straight games from Oct. 10-19 (three goals) ... Played his 200th NHL game Oct. 9 vs. Phoenix, recorded his 100th NHL point with a goal Nov. 10 at Pittsburgh and recorded his second career "Gordie Howe Hat Trick" Oct. 19 at Washington ... Added 5-7=12 totals in 25 playoff games ... Had two multiple-point games, including two goals May 6 vs. Philadelphia ... Had points in consecutive games twice, May 4-6 (2-1=3 totals) and May 23-25 (1-2=3 totals) ... **2009-10:** Injuries limited him to a career-low 50 games ... Eight of his nine goals came on the road ... Had two multiple-point games, both two-point nights ... Had a four-game point streak from Apr. 5-11 (1-3=4 totals) ... Missed 32 games to injuries ... Had two multiple-point playoff games, including two goals May 14 vs. Philadelphia ... Had a five-game playoff point streak from Apr. 26-May 7 (2-4=6 totals) ... **2008-09:** Had five multiple-point games, including career-highs for goals and points in a game with his first career hat trick in a 3-1=4 effort Oct. 25 vs. Atlanta ... Had an eight-game point streak from Dec. 8-23 (4-4=8 totals) ... Played his 100th NHL/Bruins game Nov. 28 vs. NY Islanders ... Missed ten games to shoulder and foot injuries ... Was selected to play in the Young Stars (Rookies vs. Sophomores) game during the NHL's All-Star Weekend, but was unable to participate due to injury ... Added 3-6=9 totals in ten playoff games ... **2007-08:** Played his first NHL season and was just the tenth rookie to win the team's Seventh Player Award as voted by the fans ... Had six multiple-point games, all two-point efforts ... Had a four-game point streak from Jan. 24-Feb. 2 (2-4=6 totals) and a three-game streak from Feb. 21-26 (1-2=3 totals) ... His four game-winning goals ranked second on the team as well as second overall among league rookies ... Played his first NHL game Oct. 5 at Dallas and scored his first NHL points in a "Gordie Howe Hat Trick" with the game-winning goal, an assist and a fight Oct. 12 in Los Angeles ... Played in the Young Stars game during All-Star weekend and scored a goal in that game ... Was sixth overall among league rookies with 13 fighting majors ... Did not dress for one game (coach's decision) and missed four games with a concussion ... Changed his number from 62 to 17 on Oct. 30 ... Played his first NHL playoff game Apr. 10 in Montreal and recorded

his first NHL playoff point with a goal Apr. 13 vs. the Canadiens ... **Juniors:** Played two full seasons of junior hockey with Vancouver of the Western Hockey League with 39-48=87 totals and 298 penalty minutes in 133 career junior games ... Jumped from a 19-point season his first full junior year in 2005-06 to leading the team in scoring with 30-38=68 totals in 2006-07 ... Added 7-12=19 totals in 22 playoff games as Vancouver won the Memorial Cup championship ... Was named the Most Valuable Player of that tournament and to the Memorial Cup All-Tournament Team in 2007 ... Had been named the Giants captain for the 2007-08 season but made the Boston roster instead and did not return to his junior team.

TRANSACTIONS: Boston's second pick, 50th overall, in the 2006 NHL Entry Draft.

ETC: Full name, Milan Lucic ... Nickname, Looch ... Wife, Brittany; daughter Valentina ... Is one of two players (Anaheim's Corey Perry) to have both 25+ goals and 100+ penalty minutes in each of the last two full NHL seasons ... Was honored by his junior team, the Vancouver Giants, with induction into their Ring of Honor in February, 2011.

CONTRACT STATUS: Is in year one of a three-year contract with an NHL cap figure of \$6,000,000.

PRONUNCIATION: MEE-lahn LOO-cheech




17 MILAN LUCIC



CAREER VS. NHL TEAMS

	GP	G	A	PTS	PIM
Anaheim	6	0	0	0	5
Boston	-	-	-	-	-
Buffalo	36	5	11	16	60
Calgary	4	3	3	6	2
Carolina	22	4	6	10	51
Chicago	6	0	2	2	6
Colorado	4	2	2	4	2
Columbus	6	0	3	3	22
Dallas	5	2	0	2	19
Detroit	5	0	2	2	2
Edmonton	3	1	1	2	5
Florida	20	6	3	9	23
Los Angeles	8	2	2	4	11
Minnesota	5	0	0	0	6
Montreal	32	10	7	17	78
Nashville	4	1	3	4	0
New Jersey	21	5	8	13	5
NY Islanders	19	7	11	18	20
NY Rangers	21	3	8	11	40
Ottawa	29	8	10	18	29
Philadelphia	17	5	5	10	31
Phoenix	5	1	1	2	4
Pittsburgh	19	3	6	9	22
St. Louis	5	2	2	4	18
San Jose	6	3	1	4	0
Tampa Bay	20	6	4	10	38
Toronto	32	6	18	24	41
Vancouver	4	1	2	3	14
Washington	21	5	12	17	17
Winnipeg	20	6	9	15	29



NHL FIRSTS:

Game – Oct. 5, 2007 at Dallas
Goal – Oct. 12, 2007 at Los Angeles
Assist/Point – Oct. 12, 2007 at Los Angeles

NHL MULTI-GOAL GAMES: 11
NHL MULTI-POINT GAMES: 46

NHL SINGLE-GAME HIGHS:

Goals
 3 (2x; last Nov. 18, 2010 vs. Florida)
Assists
 3 (3x; last Mar. 16, 2013 vs. Washington)
Points
 4 (3-1=4, Oct. 25, 2008 vs. Atlanta)

NHL SINGLE-SEASON HIGHS:

Games – 81 (2011-12)
Goals – 30 (2010-11)
Assists – 35 (2011-12)
Points – 62 (2010-11)

NHL CAREER-BEST:

Goal Streak
 5 (6-0=6, Oct. 29-Nov. 10, 2011)
Assist Streak
 4 (0-4=4, Dec. 13-21, 2008)
Point Streak
 8 (4-4=8, Dec. 8-23, 2008)

STATS

Season	Team	League	GP	G	A	PTS	PIM	PP	SH	GW	+/-	GP	G	A	PTS	PIM
2004-05	Vancouver Giants	WHL	1	0	0	0	2	-	-	-	-	2	0	0	0	0
2005-06	Vancouver Giants	WHL	62	9	10	19	149	-	-	-	-	18	3	4	7	23
2006-07	Vancouver Giants	WHL	70	30	38	68	147	-	-	-	-	22	7	12	19	26
2007-08	Boston Bruins	NHL	77	8	19	27	89	1	0	4	-2	7	2	0	2	4
2008-09	Boston Bruins	NHL	72	17	25	42	136	2	0	3	+17	10	3	6	9	43
2009-10	Boston Bruins	NHL	50	9	11	20	44	0	0	2	-7	13	5	4	9	19
2010-11	Boston Bruins	NHL	79	30	32	62	121	5	0	7	+28	25	5	7	12	63
2011-12	Boston Bruins	NHL	81	26	35	61	135	7	0	1	+7	7	0	3	3	8
2012-13	Boston Bruins	NHL	46	7	20	27	75	0	0	0	+8	22	7	12	19	14
NHL & Boston Totals			405	97	142	239	600	15	0	17	+51	84	22	32	54	151

63 BRAD MARCHAND

LEFT WING | 5'9" | 183 LBS. | SHOOTS LEFT

Born: May 11, 1988 in Halifax, Nova Scotia | Hometown: Hammonds Plains, Nova Scotia



CAREER: Has won one Stanley Cup championship (2011 with Boston) ... Has taken two career penalty shots (one goal) ... **2012-13:** Took his first team scoring title with 36 points in 45 games ... Ranked tied for third in the league with five game-winning goals, tied for seventh with a +23 plus/minus rating and was sixth overall in shooting percentage at 19.8% ... Had seven multiple-point games with his season-high a three-assist night Mar. 3 vs. Montreal which was a career-high for assists in a game ... Had three four-game point streaks, from Jan. 21-28 (3-1=4 totals); Feb. 17-26 (3-2=5 totals); and Mar. 2-7 (2-5=7 totals) ... Took his second career penalty shot on Mar. 5 at Washington, a successful shorthanded

attempt vs. Braden Holtby ... Was plus or even in 40 of his 45 games ... Scored two goals on six shootout shots, including the deciding goal on Jan. 29 vs. New Jersey ... Recorded his 100th NHL point with an assist on Jan. 25 vs. NY Islanders and played his 200th NHL game on Mar. 19 at Winnipeg ... Missed three games to injuries ... Had three multiple-point playoff games, all two-point efforts including two goals June 3 at Pittsburgh ... Had two three-game post-season point streaks, from May 13-19 (2-3=5 totals) and June 3-7 (2-2=4 totals) ... Scored the overtime goal in game one of the CSF series vs. NY Rangers on May 16 ... **2011-12:** Set career-highs in all offensive categories, including his second straight 20+ goal season with his 28 goals ranking second on the team ... Ranked fifth overall in the NHL with a +31 rating ... Had 11 multiple-point games, including his first career hat trick in a career-high 3-2=5 effort Dec. 23 vs. Florida ... Had a career-best six-game point streak from Nov. 1-15 (4-5=9 totals) ... Played his 100th NHL game on Oct. 10 vs. Colorado ... Missed one game with an illness and five to an NHL-imposed suspension ... **2010-11:** Started the season on an NHL roster for the first time in his third pro season ... Became the first Boston rookie to hit the 20-goal mark since Blake Wheeler scored 21 in 2008-09 ... Tied for third in the NHL with five shorthanded goals ... Had six multiple-point games, including a 2-2=4 night Jan. 22 in Colorado ... Had three four-game point streaks - from Nov. 3-10 (2-3=5 totals); Jan. 8-13 (3-2=5 totals); and Mar. 27-Apr. 2 (2-3=5 totals) ... Took his first career penalty shot on Mar. 8 in Montreal, unsuccessful vs. Carey Price ... Scored his first NHL goal in his first NHL multiple-point game, a 1-1=2 effort Nov. 3 in Buffalo ... Missed three games to injury and served a two-game NHL-imposed suspension from Mar. 17-19 ... Led all NHL rookies in post-season goals, assists and points in addition to plus/minus while setting a club record for goals by a rookie in one playoff year ... Had four multiple-point games, including career-high 2-1=3 efforts each Apr. 30 at Philadelphia and June 15 in Vancouver in game seven of the Stanley Cup Final ... Had a five-game playoff point streak from Apr. 27-May 6 (4-3=7 totals) ... Played his first NHL playoff game on Apr. 14 vs. Montreal, recorded his first NHL playoff point with an assist Apr. 16 vs. Montreal and scored his first NHL playoff goal Apr. 23 vs. Montreal ... **2009-10:** Split the season between Boston and Providence where he had 13-19=32 totals with 51 PIM in 34 AHL Bruins games ... Was given the Fan Appreciation Award as voted by the Providence fans ... Recalled twice to Boston, from Oct. 18-Nov. 19 and Mar. 5-end of season ... His longest games-played stretch in Boston was a nine-game span from Oct. 21-Nov. 7 ... Played his first NHL and Bruins game Oct. 21 vs. Nashville with his first NHL and Bruins point an assist in that game ... Did not dress for 13 Boston games (coach's decision) ... **2008-09:** Played his first professional season with Boston's AHL affiliate in Providence ... Had 18-41=59 totals with 67 penalty minutes in 79 regular season games and added 7-8=15 totals and 26 PIM in 16 AHL playoff games ... The 59 points were second among all AHL rookies and he was named the team's top rookie ... **Juniors:** Played four seasons of junior hockey in the Quebec Major Junior Hockey League with Moncton, Val d'Or and Halifax ... Had 102-146=248 totals with 319 penalty minutes in 245 career junior games ... Won a QMJHL championship with Moncton in 2006 ... Finished third in the Val d'Or scoring race in 2006-07 with career-high 33-47=80 totals ... Led the QMJHL in playoff scoring in 2007 with 16-24=40 totals in 20 Val d'Or post-season games ... Split the 2007-08 season between Val d'Or and Halifax and finished second in the Mooseheads scoring race with 73 combined points ... Added 3-16=19 totals in 14 playoff games in 2008 ... **International:** Played for Team Canada in two World

Juniors Championships, winning Gold medals in both 2007 (2-0=2 totals and 2 PIM in six games) and 2008 (4-2=6 totals and 4 PIM in seven games).

TRANSACTIONS: Boston's fourth pick (third round), 71st overall, in the 2006 NHL Entry Draft.

ETC: Full name, Bradley Kevin Marchand ... Nicknames, Marshy, Marchy, Squirrel ... Single ... Has missed 14 games over his three full NHL seasons, seven each with injuries/illness and to NHL suspensions.

CONTRACT STATUS: Is in year one of a four-year contract with an NHL cap figure of \$4,500,000.

PRONUNCIATION: BRAD MAHR-shand



63 BRAD MARCHAND



CAREER VS. NHL TEAMS

	GP	G	A	PTS	PIM
Anaheim	1	0	0	0	0
Boston	-	-	-	-	-
Buffalo	18	8	3	11	18
Calgary	1	1	0	1	0
Carolina	10	5	0	5	20
Chicago	2	0	1	1	2
Colorado	2	2	2	4	2
Columbus	3	0	1	1	0
Dallas	2	1	2	3	4
Detroit	4	1	0	1	2
Edmonton	3	2	0	2	5
Florida	11	6	5	11	10
Los Angeles	4	3	2	5	0
Minnesota	2	0	0	0	0
Montreal	16	3	7	10	19
Nashville	2	0	2	2	0
New Jersey	13	1	4	5	6
NY Islanders	11	3	6	9	2
NY Rangers	12	2	1	3	2
Ottawa	18	5	4	9	8
Philadelphia	13	3	4	7	12
Phoenix	3	0	1	1	2
Pittsburgh	12	3	2	5	15
St. Louis	2	2	1	3	0
San Jose	3	0	0	0	0
Tampa Bay	10	4	5	9	12
Toronto	16	3	8	11	10
Vancouver	2	1	0	1	19
Washington	13	4	4	8	13
Winnipeg	9	4	1	5	2



NHL FIRSTS:

Game – Oct. 21, 2009 vs. Nashville
Goal – Nov. 3, 2010 at Buffalo
Assist/Point – Oct. 21, 2009 vs. Nashville

NHL MULTI-GOAL GAMES: 8
NHL MULTI-POINT GAMES: 24

NHL SINGLE-GAME HIGHS:

Goals
 3 (Dec. 23, 2011 vs. Florida)
Assists
 3 (Mar. 3, 2013 vs. Montreal)
Points
 5 (3-2=5, Dec. 23, 2011 vs. Florida)

NHL SINGLE-SEASON HIGHS:

Games – 77 (2010-11)
Goals – 28 (2011-12)
Assists – 27 (2011-12)
Points – 55 (2011-12)

NHL CAREER-BEST:

Goal Streak
 3 (2x; last 4-0=4, Nov. 10-15, 2011)
Assist Streak
 3 (5x; last 0-3=3, Mar. 23-27, 2013)
Point Streak
 6 (4-5=9, Nov. 1-15, 2011)


STATS

Season	Team	League	GP	G	A	PTS	PIM	PP	SH	GW	+/-	GP	G	A	PTS	PIM
2004-05	Moncton Wildcats	QMJHL	61	9	20	29	52	-	-	-	-	11	1	0	1	7
2005-06	Moncton Wildcats	QMJHL	68	29	37	66	83	-	-	-	-	20	5	14	19	34
2006-07	Val d'Or Foreurs	QMJHL	57	33	47	80	108	-	-	-	-	20	16	24	40	36
2007-08	Val d'Or Foreurs	QMJHL	33	21	23	44	36	-	-	-	-	-	-	-	-	-
	Halifax Mooseheads	QMJHL	26	10	19	29	40	-	-	-	-	14	3	16	19	18
2008-09	Providence Bruins	AHL	79	18	41	59	67	-	-	-	-	16	7	8	15	26
2009-10	Boston Bruins	NHL	20	0	1	1	20	0	0	0	-3	-	-	-	-	-
	Providence Bruins	AHL	34	13	19	32	51	-	-	-	-	-	-	-	-	-
2010-11	Boston Bruins	NHL	77	21	20	41	51	2	5	2	+25	25	11	8	19	40
2011-12	Boston Bruins	NHL	76	28	27	55	87	5	1	3	+31	7	1	1	2	2
2012-13	Boston Bruins	NHL	45	18	18	36	27	4	2	5	+23	22	4	9	13	21
NHL & Boston Totals			218	67	66	133	185	11	8	10	+76	54	16	18	34	63

54 ADAM McQUAID

DEFENSE | 6'5" | 209 LBS. | SHOOTS RIGHT

Born: October 12, 1986 in Charlottetown, Prince Edward Island | Hometown: Cornwall, Prince Edward Island



CAREER:

Has won one Stanley Cup championship (2011 with Boston) ... **2012-13:** Had points in consecutive games Feb. 24-26 with 1-1=2 totals in those contests ... Scored his lone goal of the season on Feb. 26 at NY Islanders ... Missed 16 games with injuries and did not dress for three games ... Was a finalist for the Masterton Trophy for 'perseverance, sportsmanship and dedication to hockey' ... Scored his first NHL playoff goal on May 6 at Toronto ... Scored the series-clinching goal vs. Pittsburgh in game four of the Conference Final on June 7 ... **2011-12:** Amassed a career season-high 99 penalty minutes while playing a career-high 72 games

... Had one multiple-point game, matching his career-high for assists and points in a game with a two-assist effort Jan. 22 at Philadelphia ... Had points in consecutive games for the second time in his career Jan. 21-22 (1-2=3 totals) ... Played his 100th NHL game Nov. 21 at Montreal ... Missed ten games to injury/illness ... **2010-11:** Started the season on an NHL roster for the first time in his fourth pro season and played his first full NHL season ... Finished tied for the third-best plus/minus rating in the league at +30 ... Recorded his first NHL multiple-point game with two assists Jan. 17 vs. Carolina ... Had 12 fighting majors and the Bruins were 7-2-3 in those games ... Recorded his first NHL assist on the game-winning goal Nov. 10 in Pittsburgh ... Missed one game to injury and did not dress for 14 games ... Added four assists in 23 playoff games, including assists in consecutive games Apr. 27-30 (0-2=2 totals) ... Recorded his first NHL playoff point with an assist on Apr. 18 in Montreal ... Missed two post-season games with an injury ... **2009-10:** Split the season between Boston and Providence/AHL with 3-7=10 totals and 66 PIM in 32 AHL Bruins games and was a team-best +11 ... Recalled on five occasions to Boston, from Dec. 15-Jan. 18, Jan. 20, Jan. 23-30, Feb. 1-14 and Apr. 5-end of season ... His longest consecutive NHL games played stretch was a seven-game span from Feb. 2-13 ... Played his first NHL game Dec. 19 at Toronto and scored his first NHL goal with the game-winning tally Feb. 7 at Montreal ... Had three fighting majors in his 19 games ... Did not dress for 12 games (coach's decision) ... Played nine scoreless playoff games, including his first career NHL playoff game on Apr. 15 in Buffalo ... **2008-09:** Played the season in Providence/AHL with 4-11=15 totals and 141 penalty minutes in 78 games ... Added three assists in 16 post-season games ... **2007-08:** Played his first pro season with Boston's AHL affiliate in Providence with 1-8=9 totals and 73 PIM in 68 games ... **Juniors:** Played four seasons of junior hockey in the Ontario Hockey League with Sudbury with 18-58=76 totals and 340 penalty minutes in 246 career junior games ... Had career-highs in all categories in 2006-07 with 9-22=31 totals in 65 games and added 1-5=6 totals in 21 games that post-season ... Was given both the team's most underrated player and the "players' player" awards at Sudbury's 2006-07 year-end awards ceremonies.

TRANSACTIONS: Columbus' second pick, 55th overall, in the 2005 NHL Entry Draft ... Traded to Boston by Columbus for 2007 fifth round draft pick (Jamie Benn), May 16, 2007.

ETC: Full name, Adam Mark McQuaid ... Nickname, Quaider ... Single.

CONTRACT STATUS: Is in year two of a three-year contract with an NHL cap figure of \$1,566,667.

PRONUNCIATION: A-duhm mih-KWAYD



54 ADAM McQUAID



CAREER VS. NHL TEAMS

	GP	G	A	PTS	PIM
Anaheim	3	0	0	0	7
Boston	-	-	-	-	-
Buffalo	15	0	1	1	40
Calgary	2	0	1	1	0
Carolina	8	0	3	3	19
Chicago	2	0	0	0	2
Colorado	2	0	0	0	2
Columbus	3	1	0	1	0
Dallas	2	0	0	0	5
Detroit	3	0	0	0	2
Edmonton	2	0	1	1	2
Florida	8	0	2	2	5
Los Angeles	4	0	0	0	5
Minnesota	2	0	0	0	0
Montreal	16	3	0	3	20
Nashville	2	0	0	0	6
New Jersey	7	0	0	0	5
NY Islanders	10	1	1	2	17
NY Rangers	10	1	0	1	13
Ottawa	16	0	3	3	29
Philadelphia	9	0	3	3	0
Phoenix	1	0	0	0	17
Pittsburgh	9	0	1	1	10
St. Louis	2	0	0	0	7
San Jose	3	0	0	0	5
Tampa Bay	10	0	2	2	11
Toronto	14	1	2	3	9
Vancouver	3	0	0	0	2
Washington	12	0	2	2	30
Winnipeg	10	0	1	1	6



NHL FIRSTS:

Game – Dec. 19, 2009 at Toronto
Goal/Point – Feb. 7, 2010 at Montreal
Assist – Nov. 10, 2010 at Pittsburgh

NHL MULTI-GOAL GAMES: None
NHL MULTI-POINT GAMES: 2

NHL SINGLE-GAME HIGHS:

Goals
 1 (7x; last Feb. 26, 2013 vs. NY Islanders)
Assists
 2 (2x; last Jan. 22, 2012 at Philadelphia)
Points
 2 (2x; last 0-2=2, Jan. 22, 2012 at Philadelphia)

NHL SINGLE-SEASON HIGHS:

Games – 72 (2011-12)
Goals – 3 (2010-11)
Assists – 12 (2010-11)
Points – 15 (2010-11)

NHL CAREER-BEST:

Goal Streak
 1 (7x; last 1-0=1, Feb. 26, 2013)
Assist Streak
 2 (0-2=2, Feb. 27-Mar. 1, 2011)
Point Streak
 2 (3x; last 1-1=2, Feb. 24-26, 2013)

STATS

Season	Team	League	GP	G	A	PTS	PIM	PP	SH	GW	+/-	GP	G	A	PTS	PIM
2003-04	Sudbury Wolves	OHL	47	3	6	9	25	-	-	-	-	7	0	1	1	2
2004-05	Sudbury Wolves	OHL	66	3	16	19	98	-	-	-	-	8	0	2	2	10
2005-06	Sudbury Wolves	OHL	68	3	14	17	107	-	-	-	-	10	0	1	1	16
2006-07	Sudbury Wolves	OHL	65	9	22	31	110	-	-	-	-	21	1	5	6	2
2007-08	Providence Bruins	AHL	68	1	8	9	73	-	-	-	-	10	0	0	0	9
2008-09	Providence Bruins	AHL	78	4	11	15	141	-	-	-	-	16	0	3	3	26
2009-10	Boston Bruins	NHL	19	1	0	1	21	0	0	1	-5	9	0	0	0	6
	Providence Bruins	AHL	32	3	7	10	65	-	-	-	-	-	-	-	-	-
2010-11	Boston Bruins	NHL	67	3	12	15	96	0	0	0	+30	23	0	4	4	14
2011-12	Boston Bruins	NHL	72	2	8	10	99	0	0	0	+16	-	-	-	-	-
2012-13	Boston Bruins	NHL	32	1	3	4	60	0	0	0	Evn	22	2	2	4	10
NHL & Boston Totals			190	7	23	30	276	0	0	1	+41	54	2	6	8	30


86 KEVAN MILLER

DEFENSE | 6'2" | 210 LBS. | SHOOTS RIGHT

Born: November 15, 1987 in Los Angeles, California | Hometown: Los Angeles, California



CAREER: **2012-13:** Spent the season in Providence/AHL where he had 2-14=16 totals in 64 games and ranked fourth on the team with 71 penalty minutes ... **2011-12:** Played his first full professional season in Providence/AHL where he had 3-21=24 totals in 65 games ... Ranked third on the team with 98 penalty minutes and finished second among club defensemen in scoring ... Had four multiple-point games and his shorthanded goal on Mar. 6 vs. Worcester was one of five team shorthanders during the season ... **2010-11:** Signed an amateur try-out agreement with Providence on Mar. 18 at the end of his college career and played six scoreless AHL Bruins games ... Played his first professional game on Mar. 25 at Worcester ... **College:** Played four seasons of college hockey at the University of Vermont with 5-25=30 totals and 97 PIM in 144 career college games ... Served as co-captain in 2009-10 and captain in 2010-11 ... Was the team's rookie of the year in 2007-08 when he was the lone freshman to appear in all 39 games for the Catamounts



TRANSACTIONS: Signed by Boston as a free agent, Oct. 21, 2011.

ETC: Full name, Kevan Michael Miller ... Nickname, Millsy ... Single ... Attended the Berkshire School in Sheffield, Massachusetts where he played soccer and lacrosse in addition to hockey ... Earned a contract with the Bruins after coming to the 2011 training camp on a try-out agreement.

CONTRACT STATUS: Is in year one of a one-year contract with an NHL cap figure of \$550,000

PRONUNCIATION: KEH-vuhn MIHL-luhr



STATS

Season	Team	League	GP	G	A	PTS	PIM	PP	SH	GW	+/-		GP	G	A	PTS	PIM
2007-08	University of Vermont Catamounts	HE	39	2	5	7	12	-	-	-	-		-	-	-	-	-
2008-09	University of Vermont Catamounts	HE	39	1	7	8	30	-	-	-	-		-	-	-	-	-
2009-10	University of Vermont Catamounts	HE	39	1	19	11	26	-	-	-	-		-	-	-	-	-
2010-11	University of Vermont Catamounts	HE	27	1	3	4	29	-	-	-	-		-	-	-	-	-
	Providence Bruins	AHL	6	0	0	0	9	-	-	-	-		-	-	-	-	-
2011-12	Providence Bruins	AHL	65	3	21	24	98	-	-	-	-		-	-	-	-	-
2012-13	Providence Bruins	AHL	64	2	14	16	71	-	-	-	-		9	0	5	5	10

42 MIKE MOORE

DEFENSE | 6'1" | 210 LBS. | SHOOTS LEFT

Born: December 12, 1984 in Lloydminster, Saskatchewan | Hometown: Calgary, Alberta



CAREER VS. NHL TEAMS

	GP	G	A	PTS	PIM
Carolina	1	0	0	0	0
Colorado	1	1	0	1	0
Dallas	1	0	0	0	5
Detroit	1	0	0	0	0
Montreal	1	0	0	0	0
Ottawa	1	0	0	0	2

CAREER: 2012-13: Played his first season in the Nashville organization with their AHL affiliate in Milwaukee ... Ranked third among team defensemen in scoring with 5-11=16 totals in 50 AHL games and matched his pro career-high for goals in a season ... **2011-12:** Spent his final season in the Sharks organization in Worcester/AHL with 4-16=20 totals in 61 games ... **2010-11:** Was named the AHL Sharks' team captain in February ... Had three stints in San Jose, from Oct. 19-31 (one scoreless game), Nov. 17-19 (1-0=1 totals in two games) and Nov. 30-Dec. 5 (three scoreless games) ... Played his first NHL game on Oct. 19 vs. Carolina and scoring his first NHL goal on Nov. 17 in Colorado ... **2009-10:** Recorded pro career season-highs in assists (19) and



points (22) in 64 games with the AHL Worcester Sharks ... Was named the club's Man of the Year for the second straight season ... **2008-09:** Played his first full pro season in Worcester/AHL with 5-13=18 totals and 132 PIM in 76 games ... That ranked third on the team in PIM ... Earned club Rookie of the Year and Man of the Year honors ... **2007-08:** Signed as a free agent with San Jose on Apr. 8 at the conclusion of his college career and joined the AHL's Worcester Sharks ... **College:** Played four seasons of college hockey at Princeton University with 14-38=52 totals and 154 PIM in 121 career college games ... Served as team captain in his senior year in 2007-08 when he led the Tigers to the ECAC championship and was named a First Team All-American, First Team All-Ivy League and First-Team All-ECAC and ECAC best defensive defenseman ... Was named to the ECAC All-Academic Team in all four of his college seasons.

TRANSACTIONS: Signed by San Jose as a free agent, Apr. 8, 2008 ... Signed by Nashville as a free agent, July 3, 2012 ... Signed by Boston as a free agent, July 5, 2013.

ETC: Full name, Michael Kenneth Moore ... Nickname, Mooresy ... Single ... Earned his degree from Princeton in Mechanical and Aerospace Engineering.

CONTRACT STATUS: Is in year one of a one-year contract with an NHL cap figure of \$550,000

PRONUNCIATION: MIGHK MOHR



NHL FIRSTS:

Game – Oct. 19, 2010 vs. Carolina
Goal/Point – Nov. 17, 2010 at Colorado
Assist – None

NHL MULTI-GOAL GAMES: None

NHL MULTI-POINT GAMES: None

NHL SINGLE-GAME HIGHS:

Goals
 1 (Nov. 17, 2010 at Colorado)
Assists
 None
Points
 1 (1-0=1, Nov. 17, 2010 at Colorado)

NHL SINGLE-SEASON HIGHS:

Games – 6 (2010-11)
Goals – 1 (2010-11)
Assists – None
Points – 1 (2010-11)

NHL CAREER-BEST:

Goal Streak
 1 (1-0=1, Nov. 17, 2010)
Assist Streak
 None
Point Streak
 1 (1-0=1, Nov. 17, 2010)

STATS

Season	Team	League	GP	G	A	PTS	PIM	PP	SH	GW	+/-	GP	G	A	PTS	PIM
2004-05	Princeton University Tigers	ECAC	25	3	7	10	22	-	-	-	-	-	-	-	-	-
2005-06	Princeton University Tigers	ECAC	30	0	4	4	42	-	-	-	-	-	-	-	-	-
2006-07	Princeton University Tigers	ECAC	32	4	10	14	50	-	-	-	-	-	-	-	-	-
2007-08	Princeton University Tigers	ECAC	34	7	17	24	40	-	-	-	-	-	-	-	-	-
	Worcester Sharks	AHL	3	0	0	0	16	-	-	-	-	-	-	-	-	-
2008-09	Worcester Sharks	AHL	76	5	13	18	132	-	-	-	-	12	0	1	1	17
2009-10	Worcester Sharks	AHL	64	3	19	22	82	-	-	-	-	11	0	0	0	14
2010-11	San Jose Sharks	NHL	6	1	0	1	7	0	0	0	-1	-	-	-	-	-
	Worcester Sharks	AHL	49	2	10	12	50	-	-	-	-	-	-	-	-	-
2011-12	Worcester Sharks	AHL	61	4	16	20	85	-	-	-	-	-	-	-	-	-
2012-13	Milwaukee Admirals	AHL	50	5	11	16	42	-	-	-	-	4	1	0	1	2
	NHL Totals		6	1	0	1	7	0	0	0	-1	-	-	-	-	-

60 ADAM MORRISON

GOALTENDER | 6'3" | 192 LBS. | CATCHES LEFT

Born: February 9, 1991 in Edmonton, Alberta | Hometown: White Rock, British Columbia



CAREER: 2012-13: Played his first full professional season in the East Coast Hockey League with a 7-12-4 record, 3.71 goals against average and .893 save percentage in 24 combined games with Utah and South Carolina ... Began the season with the Stingrays before going to Utah in February ... Was recalled on three occasions to Providence but did not appear in a game with the AHL Bruins ... **2011-12:** Signed with the Bruins as a free agent on Mar. 15 and joined Providence/AHL at the conclusion of his junior season ... Played in one game for the AHL Bruins, dropping a 4-2 decision in Albany on Mar. 14 in his first professional game ... **Juniors:** Played four seasons of junior hockey in the Western Hockey League with Saskatoon and Vancouver ... Played his first three seasons for Saskatoon with a 44-22-7 record and 3.05 goals against average in 81 games before his Oct. 4, 2011 trade to Vancouver ... Enjoyed his best junior season with the Giants in 2011-12 with a 35-16-3 record and 2.75 GAA in 55 games ... Was named Vancouver's second star and was given their inspirational leadership award at season's end.




TRANSACTIONS: Philadelphia's third pick, 81st overall, in the 2009 NHL Entry Draft ... Signed by Boston as a free agent, Mar. 15, 2012.

ETC: Full name, Adam Christopher Morrison ... Nickname, Mo ... Single.

CONTRACT STATUS: Is in year two of a three-year entry level contract.

PRONUNCIATION: A-duhm MOHR-ih-suhn



STATS

Season	Team	League	REGULAR SEASON							PLAYOFFS					
			GP	MINS	W-L-O	GA	GAA	SO	SV%	GP	MINS	W-L	GA	GAA	SO
2008-09	Saskatoon Blades	WHL	13	746	9-1-1	31	2.49	1	-	-	-	-	-	-	-
2009-10	Saskatoon Blades	WHL	36	2040	18-13-3	112	3.29	1	-	-	-	-	-	-	-
2010-11	Saskatoon Blades	WHL	30	1601	16-7-3	77	2.89	2	-	-	-	-	-	-	-
2011-12	Saskatoon Blades	WHL	2	120	1-1-0	9	4.50	0	-	-	-	-	-	-	-
	Vancouver Giants	WHL	55	3137	35-16-3	144	2.75	1	-	6	363	2-3-1	22	3.64	0
	Providence Bruins	AHL	1	59	0-1-0	4	4.09	0	-	-	-	-	-	-	-
2012-13	South Carolina Stingrays	ECHL	10	574	1-6-2	39	4.07	0	-	-	-	-	-	-	-
	Utah Grizzlies	ECHL	14	833	6-6-2	48	3.46	0	-	-	-	-	-	-	-

45 JOE MORROW

DEFENSE | 6'1" | 204 LBS. | SHOOTS LEFT

Born: December 9, 1992 in Edmonton, Alberta | Hometown: Sherwood Park, Alberta



CAREER: 2012-13: Split his first pro season between Wilkes-Barre/Scranton and Texas of the American Hockey League ... Had 4-11=15 totals with 35 PIM in 57 games for the Penguins' affiliate before his March trade to Dallas ... Was then assigned to their AHL team where he finished with 1-3=4 totals in nine Texas Stars games ... **Juniors:** Played four seasons of junior hockey with Portland in the Western Hockey League with 33-118=151 totals and 251 penalty minutes in 226 career junior games ... Ranked second among WHL defencemen in scoring in his final season of 2011-12 with career season-highs in all offensive categories at 17-47=64 totals and was named a WHL First Team All-Star that year ... Played 43 playoff games in his final two junior seasons as the Winterhawks advanced to the WHL Finals in both years.




TRANSACTIONS: Pittsburgh's first pick, 23rd overall, in the 2011 NHL Entry Draft ... Traded to Dallas by Pittsburgh with 2013 fifth round draft pick (Matej Paulovic) for Brenden Morrow and Minnesota's previously acquired 2013 third round draft pick (Jake Guentzel), Mar. 24, 2013 ... Traded to Boston by Dallas with Loui Eriksson, Reilly Smith and Matt Fraser for Tyler Seguin, Rich Peverley and Ryan Button, July 4, 2013.

ETC: Full name, Joseph Mathew Alexander Morrow ... Nickname, JoMo ... Single ... Both his father Dave (1977 by Vancouver) and his brother Josh (2002 by Nashville) were drafted by NHL teams before him ... Twitter, @jmmorrow7

CONTRACT STATUS: Is in year one of a three-year entry level contract.

PRONUNCIATION: JOH MOHR-oh




STATS

Season	Team	League	GP	G	A	PTS	PIM	PP	SH	GW	+/-	GP	G	A	PTS	PIM
2008-09	Portland Winterhawks	WHL	41	0	7	7	26	-	-	-	-	-	-	-	-	-
2009-10	Portland Winterhawks	WHL	63	7	24	31	59	-	-	-	-	13	0	2	2	6
2010-11	Portland Winterhawks	WHL	60	9	40	49	67	-	-	-	-	21	6	14	20	27
2011-12	Portland Winterhawks	WHL	62	17	47	64	99	-	-	-	-	22	4	13	17	35
2012-13	Wilkes-Barre/Scranton Penguins	AHL	57	4	11	15	35	-	-	-	-	-	-	-	-	-
	Texas Stars	AHL	9	1	3	4	4	-	-	-	-	8	2	1	3	8

20 DANIEL PAILLE

LEFT WING | 6'1" | 200 LBS. | SHOOTS LEFT

Born: April 15, 1984 in Welland, Ontario | Hometown: Welland, Ontario



CAREER: Has won one Stanley Cup championship (2011 with Boston) ... Has taken three career penalty shots (no goals) ... **2012-13:** Had three multiple-point games with 1-1=2 efforts each Feb. 24 at Florida, Apr. 10 at New Jersey and Apr. 17 vs. Buffalo ... Had goals in consecutive games Mar. 9-11 (2-0=2 totals) ... Played his 400th NHL game on Mar. 7 vs. Toronto ... Missed two games with an injury ... Had 4-5=9 totals in 22 games, which doubled his career post-season totals entering the playoffs ... Had two multiple-point playoff games with 1-1=2 efforts each May 21 at NY Rangers and June 15 at Chicago which included the overtime goal in game two of the Stanley Cup Final ... Had points in consecutive Stanley Cup Final games June 15-17 (2-1=3 totals) and four of his nine points came in the Final series ... Played eight games with Ilves Tampere in Finland during the lockout with 2-4=6 totals ... **2011-12:** Was one of three Bruins with two shorthanded goals ... Had one multiple-point game, a two-goal effort on Dec. 14 at Ottawa which matched his career-high for goals and points in a game ... Had points in consecutive games on four occasions ... Took an unsuccessful penalty shot on Vancouver's Cory Schneider on Jan. 7 ... Missed nine games to injury and did not dress for four games (coach's decision) ... **2010-11:** Had one multiple-point game, matching his career-high for assists and points in a game with a two-assist night Dec. 23 vs. Atlanta ... Matched his career-best with a four-game point streak from Apr. 2-9 (3-1=4 totals) ... Took his first career major penalty in a fight with Ottawa's Matt Carkner in his 288th career NHL game Jan. 11 ... Played his 300th NHL game Mar. 10 vs. Buffalo and recorded his 100th NHL point with an assist Jan. 1 at Buffalo ... Did not dress for 35 games (coach's decision) and missed four games serving an NHL-imposed suspension from Feb. 5-13 ... Had 3-3=6 totals in 25 playoff games, including one multiple-point game, a 1-1=2 effort June 6 vs. Vancouver with the goal scored shorthanded ... Had points in consecutive games May 4-6 (2-0=2 totals) ... Scored his first NHL playoff goal May 4 vs. Philadelphia. ... **2009-10:** Had one assist in two Sabres games at the time of his Oct. 20 trade to Boston ... Had four multiple-point games, all two-point efforts which matched his previous career-high for points in a game ... That included a two-goal effort Feb. 9 at Buffalo, which also matched his previous career-high for goals in a game and 1-1=2 shorthanded totals which was part of a league-first three shorthanded goals scored on the same penalty kill Apr. 10 vs. Carolina ... Had a three-game point streak from Jan. 18-23 (2-1=3 totals) ... Took his second career penalty shot with an unsuccessful attempt on NY Rangers' Henrik Lundqvist Mar. 21 ... Played his 200th NHL game Oct. 31 vs. Edmonton ... Did not dress for one Boston and four Buffalo games (coach's decisions) ... Had two assists with 2 PIM in 13 playoff games and recorded his first career playoff point with an assist Apr. 21 vs. Buffalo ... **2008-09:** Enjoyed his second-highest career offensive season with 12 goals and 27 points ... Had four multiple-point games, all two-point efforts ... Had points in consecutive games on six occasions ... Did not dress for nine games (coach's decision) ... **2007-08:** Established career season-highs in all offensive categories with 19-16=35 totals in 77 games ... Had six multiple-point games, all two-point nights ... Had a four-game assist & point streak from Dec. 21-28 (0-4=4 totals) ... Missed two games with a concussion and did not dress for two games (coach's decision) ... **2006-07:** Split the season between Buffalo and Rochester with 7-14=21 totals in 29 AHL games ... Recalled on five occasions to Buffalo with his final recall on Jan. 25 as he remained with the Sabres for the remainder of the season ... Had three multiple-point games, all two-point efforts ... Took his first career penalty shot on Jan. 26, unsuccessful vs. Columbus' Fredrik Norrena ... Missed 15 games with a broken finger ... Played his first NHL playoff game May 1 at NY Rangers ... **2005-06:** Spent most of the season in Rochester/AHL with 14-13=27 totals in 45 AHL games ... Recalled once to Buffalo, playing 14 games from Dec. 22-Jan. 26 ... Played his first NHL game Dec. 22 at Florida, recorded his first NHL point with an assist at Tampa Bay Dec. 23 and scored his first NHL goal Jan. 14 vs. Los Angeles ... **2004-05:** Played his first pro season in Rochester/AHL with 14-15=29 totals in 79 games ... Had two hat tricks, both vs. Cleveland, and netted three shorthanded goals ... **Juniors:** Played four seasons of junior hockey in Guelph/OHL with 116-131=247 totals and 202 PIM in 239 career junior games ... Had 37 goals and 80 points in

his final junior season in 2003-04 ... **International:** Played for Team Canada in two World Junior Championships, winning a Silver medal in both 2003 (0-0=0 totals and 2 PIM in 6 games) and 2004 (4-0=4 totals and 2 PIM in 6 games).

TRANSACTIONS: Buffalo's first pick, 20th overall, in the 2002 NHL Entry Draft ... Traded to Boston by Buffalo for 2010 third round draft pick (Kevin Sundher), Oct. 20, 2009.

ETC: Full name, Daniel Joseph Paille ... Nickname, Piesy ... Wife, Dana ... His Oct. 20, 2009 trade to Boston from Buffalo was the first actual trade between the two teams ... Took his first career major penalty in a fight with Ottawa's Matt Carkner on Jan. 11, 2011 in his 288th career NHL game.

CONTRACT STATUS: Is in year two of a three-year contract with an NHL cap figure of \$1,300,000.

PRONUNCIATION: DAN-yuhl PGH-yay



20 DANIEL PAILLE



CAREER VS. NHL TEAMS

	GP	G	A	PTS	PIM
Anaheim	5	0	1	1	0
Boston	17	6	2	8	10
Buffalo	18	3	3	6	2
Calgary	5	1	0	1	2
Carolina	20	3	4	7	4
Chicago	6	1	2	3	2
Colorado	2	1	0	1	0
Columbus	6	0	1	1	0
Dallas	4	0	1	1	15
Detroit	5	1	0	1	0
Edmonton	4	0	2	2	4
Florida	24	3	3	6	9
Los Angeles	8	1	1	2	0
Minnesota	3	0	0	0	0
Montreal	33	4	2	6	4
Nashville	5	2	1	3	2
New Jersey	20	4	6	10	6
NY Islanders	24	1	8	9	6
NY Rangers	24	4	1	5	6
Ottawa	33	9	3	12	5
Philadelphia	21	2	4	6	4
Phoenix	6	1	1	2	0
Pittsburgh	23	5	3	8	6
St. Louis	4	0	1	1	0
San Jose	4	1	0	1	0
Tampa Bay	23	3	6	9	8
Toronto	34	6	7	13	8
Vancouver	5	0	0	0	0
Washington	17	1	3	4	6
Winnipeg	24	7	5	12	8



NHL FIRSTS:

Game – Dec. 22, 2005 at Florida
Goal – Jan. 14, 2006 vs. Los Angeles
Assist/Point – Dec. 23, 2005 at Tampa Bay

NHL MULTI-GOAL GAMES: 6
NHL MULTI-POINT GAMES: 22

NHL SINGLE-GAME HIGHS:

Goals
 2 (6x; last Dec. 14, 2011 at Ottawa)
Assists
 2 (6x; last Dec. 23, 2010 vs. Atlanta)
Points
 2 (22x; last 1-1=2, Apr. 17, 2013 vs. Buffalo)

NHL SINGLE-SEASON HIGHS:

Games – 77 (2007-08)
Goals – 19 (2007-08)
Assists – 16 (2007-08)
Points – 35 (2007-08)

NHL CAREER-BEST:

Goal Streak
 3 (4-0=4, Mar. 12-15, 2008)
Assist Streak
 4 (0-4=4, Dec. 21-28, 2007)
Point Streak
 4 (2x; last 3-1=4, Apr. 2-9, 2011)

STATS

REGULAR SEASON

PLAYOFFS

Season	Team	League	GP	G	A	PTS	PIM	PP	SH	GW	+/-	GP	G	A	PTS	PIM
2000-01	Guelph Storm	OHL	64	22	31	53	57	-	-	-	-	4	2	0	2	2
2001-02	Guelph Storm	OHL	62	27	30	57	54	-	-	-	-	9	5	2	7	9
2002-03	Guelph Storm	OHL	54	30	27	57	28	-	-	-	-	11	8	6	14	6
2003-04	Guelph Storm	OHL	59	37	43	80	63	-	-	-	-	22	9	9	18	14
2004-05	Rochester Americans	AHL	79	14	15	29	54	-	-	-	-	9	2	2	4	6
2005-06	Buffalo Sabres	NHL	14	1	2	3	2	0	0	0	+5	-	-	-	-	-
	Rochester Americans	AHL	45	14	13	27	29	-	-	-	-	-	-	-	-	-
2006-07	Buffalo Sabres	NHL	29	3	8	11	18	0	0	0	+5	1	0	0	0	0
	Rochester Americans	AHL	29	7	14	21	12	-	-	-	-	-	-	-	-	-
2007-08	Buffalo Sabres	NHL	77	19	16	35	14	0	3	2	+9	-	-	-	-	-
2008-09	Buffalo Sabres	NHL	73	12	15	27	20	0	0	2	Evn	-	-	-	-	-
2009-10	Buffalo Sabres	NHL	2	0	1	1	0	0	0	0	+1	-	-	-	-	-
	Boston Bruins	NHL	74	10	9	19	12	0	1	0	-4	13	0	2	2	2
2010-11	Boston Bruins	NHL	43	6	7	13	28	0	1	0	+3	25	3	3	6	4
2011-12	Boston Bruins	NHL	69	9	6	15	15	0	2	1	-5	7	1	0	1	2
2012-13	Ilves Tampere	Finland	9	2	4	6	6	-	-	-	-	-	-	-	-	-
	Boston Bruins	NHL	46	10	7	17	8	0	2	1	+3	22	4	5	9	0
NHL Totals			427	70	71	141	117	0	9	6	+16	68	8	10	18	8
Boston Totals			232	35	29	64	63	0	6	1	-3	67	8	10	18	8

66 TYLER RANDELL

RIGHT WING | 6'1" | 197 LBS. | SHOOTS RIGHT

Born: June 15, 1991 in Scarborough, Ontario | Hometown: Scarborough, Ontario



CAREER: 2012-13: Split the season between Boston's AHL affiliate in Providence and ECHL club in South Carolina ... Had 2-2=4 totals in 22 Stingrays games and skated in 23 games on two separate recalls to Providence ... **2011-12:** Began the season in Providence/AHL with two goals and 45 penalty minutes in 30 games before returning to his junior team in Kitchener as an overage player ... Played his first professional game on Oct. 7 vs. St. John's and recorded his first pro point with a goal on Oct. 16 vs. Portland ... **Juniors:** Played five-plus seasons of junior hockey in the Ontario Hockey League with Belleville and Kitchener with 67-44=111 totals and 392 penalty minutes in 267 career junior games ... Enjoyed his best season offensively in 2008-09 with 24-13=37 totals in 73 combined games with Belleville and Kitchener ... Led the Rangers in penalty minutes in 2010-11 with 160 ... Had 1-4=5 totals in 20 playoff games in 2009-10 as Kitchener advanced to their Conference Final series.



TRANSACTIONS: Boston's fourth pick (sixth round), 176th overall, in the 2009 NHL Entry Draft.

ETC: Full name, Norman Tyler Zane Randell ... Nickname, Rands ... Single.

CONTRACT STATUS: Is in year three of a three-year entry level contract.

PRONUNCIATION: TIGH-luhr RAN-duhl


STATS

Season	Team	League	GP	G	A	PTS	PIM	PP	SH	GW	+/-	GP	G	A	PTS	PIM
2007-08	Belleville Bulls	OHL	62	5	6	11	24	-	-	-	-	19	0	0	0	0
2008-09	Belleville Bulls	OHL	36	10	5	15	60	-	-	-	-	-	-	-	-	-
	Kitchener Rangers	OHL	37	14	8	22	39	-	-	-	-	-	-	-	-	-
2009-10	Kitchener Rangers	OHL	47	9	12	21	88	-	-	-	-	20	1	4	5	19
2010-11	Kitchener Rangers	OHL	68	20	12	32	160	-	-	-	-	7	0	0	0	7
2011-12	Kitchener Rangers	OHL	17	9	1	10	21	-	-	-	-	6	7	1	8	14
	Providence Bruins	AHL	30	2	0	2	45	-	-	-	-	-	-	-	-	-
2012-13	Providence Bruins	AHL	23	0	0	0	56	-	-	-	-	-	-	-	-	-
	South Carolina Stingrays	ECHL	22	2	2	4	46	-	-	-	-	-	-	-	-	-

40 TUUKKA RASK

GOALTENDER | 6'2" | 185 LBS. | CATCHES LEFT

Born: March 10, 1987 in Savonlinna, Finland | Hometown: Tampere, Finland



CAREER: Has won one Stanley Cup championship (2011 with Boston) ... Has a 12-9 record in NHL shootouts (25 goals allowed on 78 shots) ... Has faced four career penalty shots, three regular season and one playoff (one goal) ... **2012-13:** Ranked among the NHL goaltending leaders in goals against average (2.00, tied for fourth); save percentage (third at .929) and shutouts (tied for first with five) ... Allowed two goals or fewer in 24 of his 34 complete games ... Faced 30-or-more shots in 13 games with his season-high 42 by Carolina in a 6-2 win on Apr. 8 ... Had five shutouts - 1-0 at Toronto on Feb. 2; 3-0 vs. Philadelphia on Mar. 9; 1-0 vs. New Jersey on Apr. 4; 3-0 vs. Florida on Apr. 21; and 2-0

vs. Tampa Bay on Apr. 25 - which matched his previous career season-high ... Had a career-best eight-game point streak at 7-0-1 from Feb. 2-29 (1.36 GAA and .951 Sv %) which included a five-game win streak from Feb. 17-29 ... 20 of his 34 decisions were one-goal games (9-5-5 record) with another four games two-goal losses involving empty net goals against ... Recorded his fourth career assist on Apr. 20 vs. Pittsburgh ... Went 4-2 in shootouts (seven goals on 26 shots) ... Dressed as backup for 12 games ... Led the post-season in save percentage and shutouts (tied), was second in wins and fourth in goals against average ... Recorded his first three career playoff shutouts with a 3-0 win at Pittsburgh on June 1, a 1-0 win in the clinching game four vs. the Penguins on June 7 and 2-0 vs. Chicago on June 17 ... Set a club record for home playoff shutout streak at 193:16 spanning game four of the CF and game three of the SCF ... Twice set career-highs for shots faced in a playoff game with 54 against in a 2-1 double-overtime win vs. Pittsburgh on June 5 and 63 in the triple-overtime 4-3 loss in game one of the Stanley Cup Final vs. Chicago on June 12 ... Had a career-best five-game post-season win streak from May 25-June 7 ... Set a club record for fewest goals allowed in a four-game playoff series as he allowed just two to Pittsburgh in the Conference Final (0.44 GAA in that series) ... Played 17 games with Plzen in the Czech Republic during the lockout with a 10-7-0 record and 2.13 goals against average in those games ... **2011-12:** Allowed two goals or fewer in 12 of his complete games ... Had three shutouts - 3-0 vs. Los Angeles on Dec. 13, 8-0 vs. Florida on Dec. 23 and 9-0 over Calgary on Jan. 5 ... The Dec. 13 and 23 shutouts came in consecutive starts, which were the first back-to-back shutouts of his career and encompassed a career-best 170:26 shutout span ... Had a career-best seven-game win streak from Dec. 10-Jan. 16 with an 0.93 goals against average and .970 save percentage in that stretch ... Faced the team's only penalty shot against, stopping Winnipeg's Chris Thorburn on Jan. 10 ... Played his 100th NHL game on Feb. 17 at Winnipeg ... Dressed as backup for 40 games ... Missed 19 regular season and five playoff games to injury ... **2010-11:** Matched his career-best with a four-game win streak from Feb. 17-Mar. 1 ... Had two shutouts, a 4-0 win vs. Florida Nov. 18 and a 1-0 win at Ottawa Mar. 1 ... Faced one penalty shot, allowing a goal to NY Islanders' Frans Nielsen on Dec. 9 ... Faced 30-or-more shots in 20 of his 25 complete games including 41 shots each Nov. 11 vs. Montreal and Nov. 18 vs. Florida ... Dressed as backup for 53 regular season and 25 playoff games ... **2009-10:** Led the NHL with a 1.97 GAA and .931 save percentage ... Was the first Boston goaltender with a GAA below 2.00 since 1998-99 and his 1.97 was the lowest by any Boston netminder since 1938-39 ... Had five shutouts on the season - 2-0 on Oct. 31 vs. Edmonton, 4-0 on Dec. 30 vs. Atlanta, 3-0 on Feb. 7 in Montreal, 4-0 on Mar. 23 in Atlanta and 1-0/OT in New Jersey on Mar. 30 ... Had a seven-game point streak from Nov. 19-Dec. 10 (6-0-1) and six-game point streaks each from Feb. 4-13 (4-0-2) and Mar. 30-Apr. 10 (5-0-1) ... Started a career-best seven straight games twice - from Feb. 4-Mar. 2 (4-1-2) and Mar. 30-Apr. 10 (5-0-1) ... Faced his first career penalty shot Mar. 23 in Atlanta, stopping Colby Armstrong ... Dressed as backup for 34 games ... Missed three games to injury ... Went 7-6 with a 2.61 GAA and .912 save percentage while playing in all 13 post-season games ... Became just the second goalie in league history to assist on an overtime goal (Dominik Hasek) with a helper in double overtime Apr. 21 vs. Buffalo ... Stopped his first career playoff penalty shot, an attempt by Philadelphia's Ville Leino on May 12 ... Played his first NHL playoff game Apr. 15 at Buffalo (2-1 loss) with his first career playoff win a 5-3 victory in Buffalo Apr. 17 ... **2008-09:** Spent most of the season

with Providence/AHL with a 33-20-4 record and 2.50 GAA in 57 games ... Tied for second in the AHL in wins ... Played in all 16 Providence playoff games as the AHL Bruins advanced to the Eastern Conference Final ... Recalled on three occasions to Boston - Jan. 10 (dressed as backup for one game); Jan. 12-13 (dressed as backup for one game); and Jan. 26-Feb. 2 (1-0-0 in one game played, dressed as backup for three games) ... Played his lone NHL game of the season with his first career shutout in a 1-0 performance vs. New York Rangers on Jan. 31 ... Dressed as backup for five Boston games ... **2007-08:** Played most of his first pro season in Providence/AHL with a 27-13-2 record (fifth in the AHL in wins), 2.33 GAA and .905 save percentage in 45 AHL Bruins games ... Recalled on four occasions to Boston, from Nov. 5-11 (dressed as backup for three games), Nov. 15-18 (dressed as backup for two games), Nov. 19-Dec. 15 (2-1-1 in four games, dressed as backup for ten games) and Jan. 5 (dressed as backup for one game) ... Played his first NHL game and earned his first NHL win with a 4-2 victory in Toronto on Nov. 20 ... Won his first two Boston games ... Faced 30+ shots in each of his three complete games ... Dressed as backup for 16 Boston games ... **Europe:** Played two seasons with Ilves in Finland's top league with a 30-26-17 record and 2.14 goals against average in 79 games over that span ... Tied for the league's seventh-best goals against average in 2005-06 at 2.09 and had the fifth-best GAA in the league in 2006-07 at 2.38 ... **International:** Played for Team Finland in three World Junior Championships - 2005 (2-3-0 record in five games), 2006 (4-2-0 record in six games) and 2007 (2-4-0 record in six games) ... Was named the Tournament's top goaltender and to the All-Tournament Team in 2006.

TRANSACTIONS: Toronto's first pick, 21st overall, in the 2005 NHL Entry Draft ... Traded to Boston by Toronto for Andrew Raycroft, June 24, 2006.

ETC: Full name, Tuukka Mikael Rask ... Nickname, Tuuks ... Single ... Plays the drums ... Is one of two goaltenders in NHL history to have assisted on a playoff overtime goal (Dominik Hasek) ... Enters this season with the best career goals against average (2.15) and save percentage (tied at .927) of all active goaltenders who have played in 25-or-more career games.

CONTRACT STATUS: Is in year one of an eight-year contract with an NHL cap figure of \$7,000,000.

PRONUNCIATION: TOO-kuh RASK



40 TUUKKA RASK



CAREER VS. NHL TEAMS

Rask	GP	W-L-O	GA	GAA	SO
Anaheim	1	0-1-0	4	4.07	0
Boston	-	-	-	-	-
Buffalo	12	4-5-1	28	2.71	0
Calgary	1	1-0-0	0	0.00	1
Carolina	7	3-3-0	17	2.62	0
Chicago	1	0-0-0	1	2.00	0
Colorado	2	0-2-0	5	2.54	0
Columbus	4	3-1-0	6	1.72	0
Dallas	1	1-0-0	3	3.00	0
Detroit	2	0-1-1	7	4.00	0
Edmonton	3	3-0-0	5	1.67	1
Florida	8	7-1-0	7	0.86	3
Los Angeles	1	1-0-0	0	0.00	1
Minnesota	2	1-1-0	3	1.45	0
Montreal	13	2-8-2	35	2.83	1
Nashville	1	0-0-1	4	3.75	0
New Jersey	7	3-1-2	6	1.01	2
NY Islanders	9	6-2-0	19	2.22	0
NY Rangers	9	3-3-3	19	2.10	1
Ottawa	6	4-1-0	10	1.77	1
Philadelphia	6	3-1-1	11	2.03	1
Phoenix	2	1-1-0	5	2.48	0
Pittsburgh	5	1-4-0	13	2.62	0
St. Louis	2	1-0-1	3	1.45	0
San Jose	-	-	-	-	-
Tampa Bay	5	3-2-0	14	2.83	1
Toronto	11	8-1-0	14	1.46	1
Vancouver	1	0-0-1	2	1.85	0
Washington	5	0-2-3	15	3.41	0
Winnipeg	11	7-4-0	23	2.07	2



NHL FIRSTS:

Game – Nov. 20, 2007 at Toronto
Win – Nov. 20, 2007 at Toronto
Shutout – Jan. 31, 2009 vs. NY Rangers

NHL SHUTOUTS:

16 Regular Season - (2009 - Jan. 31 vs

NYR, Oct. 31 vs. Edm, Dec. 30 vs Atl;
 2010 - Feb. 7 at Mtl, Mar. 23 at Atl, Mar. 30
 at NJ, Nov. 18 vs. Fla; 2011 - Mar. 1 at Ott,
 Dec. 13 vs LA, Dec. 23 vs. Fla; 2012 - Jan.
 5 vs. Cgy; 2013 - Feb. 2 at Tor, Mar. 9 vs.
 Phi, Mar. 23 at Tor, Apr. 4 vs NJ, Apr. 21 vs
 Fla; Apr. 25 vs TB)

3 Playoff (2013 - June 1 at Pit, June 7 vs
 Pit, June 17 vs Chi)

NHL SINGLE-SEASON HIGHS:

Games – 45 (2009-10)
Wins – 22 (2009-10)

NHL CAREER-BEST:

Win Streak
 7 (Dec. 10, 2011-Jan. 16, 2012)
Point Streak
 8 (7-0-1, Feb. 2-29, 2013)

STATS

REGULAR SEASON

PLAYOFFS

Season	Team	League	GP	MINS	W-L-O	GA	GAA	SO	SV%	GP	MINS	W-L	GA	GAA	SO
2005-06	Ilves	FIN	30	1724	12-8-7	60	2.09	2	-	3	180	0-3	7	2.33	0
2006-07	Ilves	FIN	49	2872	18-18-10	114	2.38	3	-	7	397	2-5	20	3.02	0
2007-08	Boston Bruins	NHL	4	184	2-1-1	10	3.26	0	.886	-	-	-	-	-	-
	Providence Bruins	AHL	45	2570	27-13-2	100	2.33	1	.905	10	605	6-4	22	2.18	2
2008-09	Boston Bruins	NHL	1	60	1-0-0	0	0.00	1	1.000	-	-	-	-	-	-
	Providence Bruins	AHL	57	3340	33-20-4	139	2.50	4	.915	16	977	9-7	36	2.21	0
2009-10	Boston Bruins	NHL	45	2562	22-12-5	84	1.97	5	.931	13	829	7-6	36	2.61	0
2010-11	Boston Bruins	NHL	29	1594	11-14-2	71	2.67	2	.918	-	-	-	-	-	-
2011-12	Boston Bruins	NHL	23	1290	11-8-3	44	2.05	3	.929	-	-	-	-	-	-
2012-13	Plzen	Cze Rep	17	987	10-7-0	35	2.13	0	-	-	-	-	-	-	-
	Boston Bruins	NHL	36	2104	19-10-5	70	2.00	5	.929	22	1466	14-8	46	1.8	3
NHL & Boston Totals			138	7794	66-45-16	279	2.15	16	.927	35	2295	21-14	82	2.14	3

64 BOBBY ROBINS

RIGHT WING | 6'1" | 220 LBS. | SHOOTS RIGHT

Born: October 17, 1981 in Rhinelander, Wisconsin | Hometown: Peshtigo, Wisconsin



CAREER: **2012-13:** Played his first full AHL season since 2006-07 with 4-7=11 totals in 74 games in Providence ... Was named that club's Specialty Man of the Year for his outstanding contributions to the community ... Led the AHL in penalty minutes with 316 which was 29 more than the next-highest total and was the highest league total since 2010-11 ... **2011-12:** Began the season in the ECHL with 7-8=15 totals and 123 PIM in 28 games with the Chicago Express ... Was signed to a pro try-out agreement with Abbotsford/AHL on Dec. 20 and played two scoreless games before signing the same agreement with Providence on Dec. 28 ... Finished the season with the AHL Bruins after signing an AHL deal on Feb. 6 and led the team in PIM with 150 ... **2010-11:** Spent the season in Bakersfield/ECHL with 14-13=27 totals in 46 games ... Ranked second on the team with 186 PIM ... **2007-08:** Played most of the season with Bakersfield/ECHL with 18-17=35 totals and 151 PIM in 68 games ... Also appeared in seven scoreless AHL games with Rochester, Albany and Syracuse ... **2006-07:** Played his first full AHL season with Ottawa's AHL affiliate in Binghamton and his 80 games played remains a career season-high with his 7-8=15 totals career season-highs at the AHL level ... **2005-06:** Joined Binghamton/AHL at the conclusion of his college career and had 4-3=7 totals with 19 PIM in his first 16 pro games ... **Europe:** Played two seasons in Europe with Ireland's Belfast in 2008-09 and Slovenia's Jesenice in 2009-10 ... Had pro career-highs in goals (21), assists (25) and points (46) with the Giants in 2008-09 and won a championship while leading Jesenice in penalty minutes (178) in 2009-10 ... **College:** Played four seasons of college hockey at the University of Massachusetts-Lowell with 32-37=69 totals and 253 penalty minutes in 127 career college games ... Led Hockey East with 94 PIM in his senior season in 2005-06 while also leading the team in scoring with 13-18=31 totals.

TRANSACTIONS: Signed as a free agent by Ottawa, July 13, 2006 ... Signed as a free agent by Boston, July 6, 2013.

ETC: Full name, Robert Raymond Robins ... Nickname, The Savage ... Twitter, @bobbyRRRobins

CONTRACT STATUS: Is in year one of a two-year contract with an NHL cap figure of \$600,000.

PRONUNCIATION: BAH-bee RAH-bihnz

STATS

Season	Team	League	GP	G	A	PTS	REGULAR SEASON					GP	PLAYOFFS				
							PIM	PP	SH	GW	+/-		G	A	PTS	PIM	
2001-02	Tri-City Storm	USHL	60	16	14	30	176	-	-	-	-	-	-	-	-	-	-
2002-03	Massachusetts-Lowell River Hawks	HE	26	5	3	8	24	-	-	-	-	-	-	-	-	-	-
2003-04	Massachusetts-Lowell River Hawks	HE	32	5	7	12	49	-	-	-	-	-	-	-	-	-	-
2004-05	Massachusetts-Lowell River Hawks	HE	34	9	9	18	86	-	-	-	-	-	-	-	-	-	-
2005-06	Massachusetts-Lowell River Hawks	HE	35	13	18	31	94	-	-	-	-	-	-	-	-	-	-
	Binghamton Senators	AHL	16	4	3	7	19	-	-	-	-	-	-	-	-	-	-
2006-07	Binghamton Senators	AHL	80	7	8	15	110	-	-	-	-	-	-	-	-	-	-
2007-08	Rochester Americans	AHL	5	0	0	0	13	-	-	-	-	-	-	-	-	-	-
	Albany River Rats	AHL	1	0	0	0	0	-	-	-	-	-	-	-	-	-	-
	Syracuse Crunch	AHL	1	0	0	0	2	-	-	-	-	-	-	-	-	-	-
	Elmira Jackals	ECHL	68	18	17	35	151	-	-	-	-	6	2	3	5	8	
2008-09	Belfast Giants	Ireland	43	21	25	46	79	-	-	-	-	2	1	0	1	4	
2009-10	Jesenice	Austria	34	3	4	7	178	-	-	-	-	-	-	-	-	-	-
2010-11	Bakersfield Condors	ECHL	46	14	13	27	186	-	-	-	-	4	0	1	1	11	
2011-12	Abbotsford Heat	AHL	2	0	0	0	0	-	-	-	-	-	-	-	-	-	-
	Providence Bruins	AHL	33	2	10	12	150	-	-	-	-	-	-	-	-	-	-
	Chicago Express	ECHL	28	7	8	15	123	-	-	-	-	-	-	-	-	-	-
2012-13	Providence Bruins	AHL	74	4	7	11	316	-	-	-	-	12	1	1	2	69	

91 MARC SAVARD

CENTER | 5'10" | 191 LBS. | SHOOTS LEFT

Born: July 17, 1977 in Ottawa, Ontario | Hometown: Peterborough, Ontario



CAREER: Has won one Stanley Cup championship (2011 with Boston, although he missed the post-season with a concussion suffered during the regular season) ... Has a 5/19 record in NHL shootouts (one deciding goal) ... Has taken two career penalty shots (one goal) ... Has played in two NHL All-Star Games (2005-06, 2006-07) ... **2012-13:** Missed the season with post-concussion symptoms ... **2011-12:** Missed the season with post-concussion symptoms ... **2010-11:** Played his first game of the season on Dec. 2 vs. Tampa Bay after missing the first 23 games as a non-roster player while suffering from post-concussion symptoms ... Had 2-8=10 totals in 25 games before suffering another concussion on Jan. 22 in Colorado ... The team announced on Feb. 7 that he would not play for the remainder of the season and playoffs and he was placed on Long-Term Injured Reserve ... Had one multiple-point game, a 1-1=2 effort Dec. 16 at Montreal ... Had points in consecutive games on three occasions - Jan. 1-3 (1-1=2 totals); Jan. 13-15 (0-2=2 totals); and Jan. 18-20 (1-1=2 totals) ... Played his 800th NHL game Jan. 10 at Pittsburgh and recorded his 700th NHL point with an assist Dec. 28 in Tampa Bay ... **2009-10:** Injuries limited him to just 41 games, the lowest total of any of his full NHL seasons ... Had seven multiple-point games, including his third career hat trick scored Dec. 5 vs. Toronto ... Had a five-game assist and point streak from Dec. 21-30 (1-7=8 totals) and had two four-game point streaks as well ... Took six shootout shots, scoring on three including the deciding score Oct. 10 vs. NY Islanders ... Scored his 200th NHL goal on Dec. 2 vs. Tampa Bay ... Missed 41 regular season games to injury in addition to the CQF series vs. Buffalo ... Had 1-2=3 totals in 7 playoff games and scored his second career playoff overtime goal on May 1 vs. Philadelphia ... **2008-09:** Hit the 20+ goal mark for the fifth time in his career ... Played in every game for the third time in his career and was one of three Bruins to do so (Krejci, Stuart) ... Led the team in scoring for the third straight season ... Had 26 multiple-point games, including season-highs 1-3=4 efforts each Nov. 19 vs. Buffalo and Dec. 18 vs. Toronto and five three-point nights ... Had an eight-game point streak from Jan. 15-Feb. 1 (6-3=9 totals), which included a four-game goal streak from Jan. 27-Feb. 1 (four goals) ... Had three five-game assist & point streaks as well - from Oct. 25-Nov. 1 (0-6=6 totals); Nov. 13-21 (2-9=11 totals); and Dec. 27-Jan. 3 (2-7=9 totals) ... Went 0 for 3 in shootouts ... Recorded his 600th NHL point with an assist in a 1-3=4 effort Nov. 19 vs. Buffalo and played his 700th NHL game Jan. 8 vs. Ottawa ... Was named the NHL's "First Star" for the week of Nov. 18-23 (2-6=8 totals in four games) ... Played in his second straight NHL All-Star Game and had three assists in that game ... Also finished second in the shootout competition during the SuperSkills events during All-Star weekend ... Led the team in playoff scoring as well with 6-7=13 totals in 11 post-season games ... Had three multiple-point playoff games, including a 2-2=4 night Apr. 18 in game two vs. Montreal ... Had a five-game playoff point streak from May 6-14 (2-4=6 totals) ... **2007-08:** Had 19 multiple-point games, including a 1-4=5 effort Oct. 12 in Los Angeles which matched his previous career-highs for assists and points in a game ... Had a career-best 12-game assist/point streak from Nov. 10-Dec. 6 (2-17=19 totals) which was the longest assist streak in the NHL this season ... Had a nine-game assist/point streak from Jan. 10-31 (3-12=15 totals) and an eight-game assist/point streak from Feb. 16-Mar. 3 (1-10=11 totals) ... Recorded his 500th NHL point in a 1-4=5 effort Oct. 12 in Los Angeles and played his 600th NHL game Nov. 10 vs. Buffalo ... Missed eight games with groin and back injuries and snapped his consecutive games played streak at 166 games when he missed the Oct. 10 game at Anaheim ... Played in his first All-Star Game and scored the game-winning goal at 19:39 of the third period ... Played in the NHL playoffs for the first time in his career and led the team in post-season scoring with 1-5=6 totals, including two two-point games ... Played his first playoff game Apr. 10 in Montreal, recorded his first playoff point with an assist Apr. 12 in Montreal and scored his first playoff goal in a 1-1=2 effort Apr. 13 vs. the Canadiens with the goal coming in overtime ... **2006-07:** Led the team in scoring and established a career season-high in assists ... His 74 assists on the season were the most by a Bruin since 1993-94 (Adam Oates, 80) and his 96 points were the highest total by a Bruin since 2002-03 (Joe Thornton, 101) ...

Finished third in the NHL in assists and ninth overall in the Art Ross scoring race ... Hit the 20+ goal mark for the fourth time in his career ... Had 25 multiple-point games with his season-high a 2-3=5 effort Nov. 4 vs. Tampa Bay which matched his career-high for points in a game ... Had an eight-game point streak from Feb. 10-24 (3-11=14 totals) ... Had two seven-game point streaks, from Oct. 28-Nov. 15 (4-10=14 totals) and Dec. 9-23 (5-9=14 totals) ... Recorded his 300th NHL assist in a two-assist effort Dec. 1 vs. Vancouver ... Played his first game as a Bruin Oct. 6 in Florida, recording his first point as a Bruin with an assist in that game ... Scored his first goal as a Bruin Oct. 12 in St. Louis ... Was the only Bruin to play in all 82 games ... Switched his number from 71 to 91 on Nov. 2 ... **2005-06:** Finished ninth overall in the league's scoring race and ranked third in the NHL in assists with 28-69=97 totals, career season-highs in goals and points ... His 69 assists were a Thrashers club record ... Had 26 multiple-point games, including 20 multiple-assist contests ... Set a club record for assists and points in a game with a 1-4=5 effort Oct. 8 vs. Washington and tied the assist mark with four at Carolina on Nov. 12 ... Had a nine-game point streak from Dec. 26-Jan. 11 (4-9=13 totals) ... Had an eight-game point streak from Mar. 30-Apr. 13 (2-9=11 totals) ... Had a seven-game point streak from Dec. 6-22 (4-7=11 totals) ... Had a six-game assist/point streak from Nov. 9-19 (1-14=15 totals) ... Took his first two career penalty shots, scoring vs. Carolina's Cam Ward on Apr. 1 and unsuccessful vs. Boston's Tim Thomas on Apr. 15 ... Recorded his 400th NHL point in a two-assist effort in his 500th NHL game, Apr. 13 vs. Washington ... **2004-05:** Played the lockout season in Switzerland with 1-2=3 totals in Bern and 9-19=28 totals with Thurgau ... **2003-04:** Had 19-33=52 totals in just 45 games ... Had 13 multiple-point games, including a career-high 1-4=5 effort Dec. 20 at Pittsburgh ... Had a seven-game point streak from Oct. 18-31 (4-8=12 totals) ... Had a six-game assist/point streak from Dec. 1-12 (7-7=14 totals) ... Scored his 100th NHL goal Dec. 12 vs. Pittsburgh, played his 400th NHL game Dec. 18 vs. New Jersey and recorded his 300th NHL point in a two-assist effort Feb. 19 at Ottawa ... Missed 36 games with injuries (knee, concussion & ankle) and one to a league-imposed suspension ... **2002-03:** Had three three-point games ... Set a Thrashers club record (since broken) with an eight-game point streak from Mar. 22-Apr. 5 (5-9=14 totals) ... Missed seven games to injuries (flu, hamstring & groin) ... **2001-02:** Had eight multiple-point games, including his second career hat trick in a 3-1=4 night Jan. 30 vs. Detroit ... Played his 300th NHL game Mar. 6 at Washington ... Recorded his 200th NHL point in a two-assist effort Mar. 7 at Philadelphia ... Missed 25 games to injuries ... **2000-01:** Finished second in the Flames' scoring race ... Had 15 multiple-point games, including four two-goal efforts ... Had a six-game point streak from Dec. 7-19 (2-6=8 totals) and had two five-game point streaks as well ... Played his 200th NHL game Nov. 29 at Dallas and recorded his 100th NHL assist in a 2-1=3 effort Jan. 21 vs. Detroit ... **1999-2000:** Had 15 multiple-point games, including his first career hat trick in a career-high 4-goal game Apr. 5 at St. Louis, with the second goal his 100th NHL point ... Had a ten-game point streak from Feb. 14-Mar. 5 (6-8=14 totals) ... Missed two games to injury and did not dress for two games ... **1998-99:** Had eight multiple-point games, including a career-high four assists Nov. 7 at Toronto ... Had a four-game assist/point streak from Dec. 31-Jan. 6 (1-4=5 totals) ... Began the season with a nine-game stint in Hartford/AHL with 3-10=13 totals in that span ... Returned to Hartford at the end of the NHL season, leading the Wolfpack in playoff scoring with 1-12=13 totals in seven post-season games ... **1997-98:** Split his first professional season between NY Rangers and Hartford/AHL ... Led the Wolfpack in scoring with 21-53=74 totals in 58 AHL games and led the team in playoff scoring as well with 8-19=27 totals in 15 post-season games ... Had a 2-3=5 playoff game Apr. 17 vs. New Haven and had an 11-game playoff point streak (2-9=11 totals) ... Named to the AHL's All-Rookie Team and played in the AHL All-Star Game ... Played his first NHL game Oct. 3 vs. NY Islanders, recorded his first NHL point with an assist Oct. 8 at Edmonton and scored his first NHL goal Mar. 22 at Philadelphia ... **Juniors:** Played four seasons of junior hockey in Oshawa/OHL, finishing his junior career as the Generals' all-time leading scorer with 132-281=413 totals in 239 games ... Was only the third player in OHL history to win two league scoring titles, in 1994-95 and 1996-97 ... Named an OHL Second-Team All-Star in 1994-95 when he ranked second in the league with 96 assists.

91 MARC SAVARD



CAREER VS. NHL TEAMS


	GP	G	A	PTS	PIM
Anaheim	18	2	9	11	8
Boston	17	7	7	14	18
Buffalo	43	11	31	42	44
Calgary	6	1	4	5	4
Carolina	36	9	27	36	50
Chicago	22	6	15	21	4
Colorado	20	8	5	13	8
Columbus	13	1	4	5	14
Dallas	19	3	8	11	37
Detroit	21	10	11	21	20
Edmonton	22	9	5	14	26
Florida	35	8	29	37	22
Los Angeles	17	4	12	16	38
Minnesota	16	6	7	13	6
Montreal	49	11	27	38	59
Nashville	17	4	10	14	8
New Jersey	29	10	12	22	28
NY Islanders	37	9	24	33	44
NY Rangers	24	9	14	23	12
Ottawa	47	6	33	39	40
Philadelphia	35	12	29	41	26
Phoenix	19	2	3	5	12
Pittsburgh	35	11	33	44	22
St. Louis	22	8	6	14	16
San Jose	17	2	10	12	18
Tampa Bay	43	9	33	42	12
Toronto	46	12	25	37	58
Vancouver	24	5	14	19	22
Washington	38	9	39	48	34
Winnipeg	20	3	13	16	27

TRANSACTIONS: NY Rangers' third pick (fourth round), 91st overall, in the 1995 NHL Entry Draft ... Traded to Calgary by NY Rangers with 1999 first round draft pick (Oleg Saprykin) for Jan Hlavac and 1999 first (Jamie Lundmark) and third (Craig Andersson) round draft picks, June 26, 1999 ... Traded to Atlanta by Calgary for Ruslan Zainullin, Nov. 15, 2002 ... Signed by Boston as a free agent, July 1, 2006.

ETC: Full name, Marc Savard ... Nickname, Savvy ... Sons, Zachary and Tyler; daughter, Isabella.

CONTRACT STATUS: Is in year four of a seven-year contract with an NHL cap figure of \$4,027,143.

PRONUNCIATION: MAHRK suh-VAHRD



NHL FIRSTS:

Game – Oct. 3, 1997 vs. NY Islanders
Goal – Mar. 22, 1998 at Philadelphia
Assist/Point – Oct. 8, 1997 at Edmonton

NHL MULTI-GOAL GAMES: 24

NHL MULTI-POINT GAMES: 166

NHL SINGLE-GAME HIGHS:

Goals
 4 (Apr. 5, 2000 at St. Louis)
Assists
 4 (4x; last Oct. 12, 2007 at Los Angeles)
Points
 5 (4x; last 1-4=5, Oct. 12, 2007 at Los Angeles)

NHL SINGLE-SEASON HIGHS:

Games – 82 (3x; last 2006-07)
Goals – 28 (2005-06)
Assists – 74 (2006-07)
Points – 97 (2005-06)

NHL CAREER-BEST:

Goal Streak
 4 (2x; last 4-0=4, Jan. 27-Feb. 1, 2009)
Assist Streak
 12 (0-17=17, Nov. 10-Dec. 6, 2007)
Point Streak
 12 (2-17=19, Nov. 10-Dec. 6, 2007)

STATS

REGULAR SEASON

PLAYOFFS

Season	Team	League	GP	G	A	PTS	PIM	PP	SH	GW	+/-	GP	G	A	PTS	PIM
1997-98	New York Rangers	NHL	28	1	5	6	4	0	0	0	-4	-	-	-	-	-
	Hartford Wolfpack	AHL	58	21	53	74	66	-	-	-	-	15	8	19	27	24
1998-99	New York Rangers	NHL	70	9	36	45	38	4	0	1	-7	-	-	-	-	-
	Hartford Wolfpack	AHL	9	3	10	13	16	-	-	-	-	7	1	12	13	16
1999-2000	Calgary Flames	NHL	78	22	31	53	56	4	0	3	-2	-	-	-	-	-
2000-01	Calgary Flames	NHL	77	23	42	65	46	10	1	5	-12	-	-	-	-	-
2001-02	Calgary Flames	NHL	56	14	19	33	48	7	0	3	-18	-	-	-	-	-
2002-03	Calgary Flames	NHL	10	1	2	3	8	0	0	0	-3	-	-	-	-	-
	Atlanta Thrashers	NHL	57	16	31	47	77	6	0	4	-11	-	-	-	-	-
2003-04	Atlanta Thrashers	NHL	45	19	33	52	85	6	1	3	-8	-	-	-	-	-
2004-05	Bern	Switz	5	1	2	3	0	-	-	-	-	-	-	-	-	-
	Thurgau	Switz-B	1	9	19	28	10	-	-	-	-	-	-	-	-	-
2005-06	Atlanta Thrashers	NHL	82	28	69	97	100	14	1	4	+7	-	-	-	-	-
2006-07	Boston Bruins	NHL	82	22	74	96	96	10	1	3	-19	-	-	-	-	-
2007-08	Boston Bruins	NHL	74	15	63	78	66	4	0	2	+3	7	1	5	6	6
2008-09	Boston Bruins	NHL	82	25	63	88	70	9	0	5	+25	11	6	7	13	4
2009-10	Boston Bruins	NHL	41	10	23	33	14	6	0	2	+2	7	1	2	3	12
2010-11	Boston Bruins	NHL	25	2	8	10	29	0	0	1	-7	-	-	-	-	-
2011-12	Injured, Did Not Play															
2012-13	Injured, Did Not Play															
NHL Totals			807	207	499	706	737	80	4	36	-54	25	8	14	22	22
Boston Totals			304	74	231	305	275	29	1	13	+4	25	8	14	22	22

44 DENNIS SEIDENBERG

DEFENSE | 6'1" | 210 LBS. | SHOOTS LEFT

Born: July 18, 1981 in Schwenningen, Germany | Hometown: Villingen, Germany



CAREER: Has won one Stanley Cup championship (2011 with Boston) ... **2012-13:** Ranked sixth in the NHL in blocked shots with 115 and ranked third among league defensemen in plus/minus at +18 ... Had three multiple-point games with his season-high three assists on Apr. 8 vs. Carolina which was a career-high for assists in a game ... Had a three-game assist and point streak from Feb. 10-15 (four assists) ... Played his 200th game as a Bruin on Mar. 12 at Pittsburgh ... Missed two games with an injury ... **Recorded** his lone point of the playoffs with an assist on May 10 vs. Toronto ... Played a career-high 48:36 on June 12 in the triple overtime game one of the Stanley Cup Final in Chicago ... Missed four

post-season games with an injury ... Played 26 games with Mannheim in Germany during the lockout with 2-18=20 totals and his teammates there included his brother Yanick ... **2011-12:** His average ice time per game of 24:02 ranked second on the team only to Zdeno Chara's 25:00 ... Had four multiple-point games, all two-point efforts ... Had a career-best five-game point streak from Dec. 23-Jan. 5 (2-5=7 totals) ... Played his 500th NHL game on Jan. 21 vs. NY Rangers ... Missed two games with an injury ... **2010-11:** Established career season-highs in games (81) and goals (7) while tying his season-high in points (32) ... Finished eighth overall in the NHL in blocked shots with 174 ... Had four multiple-point games, all two-point efforts including two-assist nights each Dec. 28 at Tampa Bay and Jan. 10 at Pittsburgh which matched his previous career-high for assists in a game ... Had a three-game assist streak from Oct. 23-30 (0-3=3 totals), which matched his previous career-best assist streak ... Played his 400th NHL game Dec. 7 vs. Buffalo and recorded his 100th NHL assist Oct. 23 vs. NY Rangers ... Did not dress for one game (coach's decision) ... Added 1-10=11 totals in 25 playoff games, ranking third on the team in post-season assists ... Had three multiple-point playoff games, including two assists June 15 at Vancouver in game seven of the Stanley Cup Final ... Had points in consecutive games twice - Apr. 18-21 (0-2=2 totals) and June 13-15 (0-3=3 totals) ... **2009-10:** Had 2-21=23 totals with 33 PIM in 62 Panthers games at the time of his Mar. 3 trade to Boston and added 2-7=9 totals in 17 Bruins games ... Led the league in blocked shots with 215 and established career season-highs with 28 assists, 32 points and 79 games combined ... Had four multiple-point games, all two-point efforts ... Had a four-game point streak from Mar. 23-29 (2-2=4 totals) and had points in consecutive games on six other occasions ... Played his first game as a Bruin Mar. 4 vs. Toronto, recorded his first point as a Bruin with an assist Mar. 9 in Toronto and scored his first goal as a Bruin with the game-winning score Mar. 27 vs. Calgary ... Played his 300th NHL game Oct. 12 at Tampa Bay while with Florida ... Recorded his 100th NHL point with an assist in Toronto Jan. 10 while with Florida ... Missed four regular season and all 13 playoff games following Apr. 6 forearm surgery ... **2008-09:** Had five multiple-point games, including a career-high 1-2=3 effort on Apr. 7 vs. NY Islanders with the goal in that game his first career game-winning score ... Had points in consecutive games on four occasions ... Added 1-5=6 totals in 16 playoff games, including his first NHL playoff points in a two-assist effort vs. New Jersey on Apr. 21 and his first playoff goal scored May 21 at Pittsburgh ... **2007-08:** Injuries limited him to a career NHL low of 47 games ... Had two multiple-point games with two-assist efforts each Oct. 27 at NY Islanders and Apr. 2 vs. Tampa Bay ... Had a three-game assist & point streak from Dec. 20-26 (0-3=3 totals) ... **2006-07:** Began the season in Phoenix with 1-1=2 totals in 32 Coyotes games before his Jan. 8 trade to Carolina for Kevyn Adams ... Added 1-5=6 totals in 20 Hurricanes games ... Had points in consecutive games twice, Jan. 13-16 (1-1=2 totals) and Jan. 27-30 (0-2=2 totals) ... **2005-06:** Began the season in Philadelphia with 2-5=7 totals in 29 games before his Jan. 19 trade to Phoenix ... Was limited by injuries to 63 games ... Had two multiple-point games, both two-point nights ... Had points in consecutive games on four occasions ... **2004-05:** Played the NHL lockout season with the Flyers' AHL affiliate, the Philadelphia Phantoms with career pro season-highs of 13-28=41 totals ... Added 2-8=10 totals in 18 playoff games as the Phantoms won the AHL Calder Cup championship ... **2003-04:** Spent most of the season with the AHL Phantoms with 7-12=19 totals as a broken left leg limited him to 33 games ... Was selected for the AHL All-Star Game, but was unable to play due to the injury

... Recalled on four occasions to Philadelphia, playing five scoreless NHL games ... Saw his first NHL playoff action with three games, including his first playoff contest on May 18 at Tampa Bay ... **2002-03:** Began the season in the NHL with 4-9=13 totals in 58 Flyers games ... Had three multiple-point games, including a career-high 1-2=3 effort on Jan. 5 at Atlanta and his first career multiple-point effort with two assists vs. Boston on Nov. 16 ... Had points in consecutive games twice ... Played his first NHL game on Oct. 10 at Edmonton with his first NHL point an assist in that game ... Scored his first NHL goal on Oct. 31 vs. Phoenix ... Had two assists in the YoungStars Game during the NHL's All-Star weekend festivities ... Was assigned to the AHL Phantoms on Mar. 4 and had 5-6=11 totals in 19 AHL games ... **Europe:** Played three seasons for both the junior and elite Mannheim teams in Germany ... Had 9-18=27 totals with 62 PIM in 113 Elite league games and 15-36=51 totals with 48 PIM in 61 junior games over that span ... Won a German League championship in 2001 ... **International:** Has represented Germany in nine international tournaments ... Has played in three Olympic Games (2002 with 1-1=2 totals in 7 games, 2006 with 0-0=0 totals with 6 PIM in 5 games and 2010 with 1-0=1 totals with 0 PIM in 4 games); three World Championships (2001 with 0-1=1 totals with 2 PIM in 7 games, 2002 with 1-2=3 totals with 8 PIM in 7 games and 2008 with 0-0=0 totals with 14 PIM in 6 games); two World Junior Championships (2000 and 2001) and the 2004 World Cup.

TRANSACTIONS: Philadelphia's sixth pick, 172nd overall, in the 2001 NHL Entry Draft ... Traded to Phoenix by Philadelphia with 2006 fourth round draft pick (Tomas Marcinko) for Petr Nedved and 2006 fourth round draft pick (Joonas Lehtivuori), Jan. 20, 2006 ... Traded to Carolina by Phoenix for Kevyn Adams, Jan. 8, 2007 ... Signed as a free agent by Florida, Sept. 14, 2009 ... Traded to Boston by Florida with Matt Bartkowski for Byron Bitz, Craig Weller and Tampa Bay's 2010 second round draft pick (Alexander Petrovic), Mar. 3, 2010.

ETC: Full name, Dennis Marvin Seidenberg ... Nicknames, Seids and Seider ... Wife, Rebecca; daughters, Story and Noah Grace; son, Breaker ... Was the third German-born player to have his name inscribed on the Stanley Cup, joining Randy Gilhen (Pittsburgh, 1991) and Uwe Krupp (Colorado, 1996).

CONTRACT STATUS: Is in year four of a four-year contract with an NHL cap figure of \$3,250,000.

PRONUNCIATION: DEH-nihs SIGH-dehn-buhrg




44 DENNIS SEIDENBERG



CAREER VS. NHL TEAMS

	GP	G	A	PTS	PIM
Anaheim	11	0	0	0	2
Boston	14	0	4	4	0
Buffalo	30	3	6	9	8
Calgary	9	2	1	3	7
Carolina	22	0	7	7	12
Chicago	13	0	2	2	4
Colorado	7	0	2	2	6
Columbus	10	1	2	3	4
Dallas	12	0	5	5	8
Detroit	11	1	1	2	4
Edmonton	13	0	5	5	14
Florida	32	2	7	9	10
Los Angeles	15	1	3	4	4
Minnesota	11	0	1	1	2
Montreal	30	1	4	5	12
Nashville	9	1	0	1	6
New Jersey	26	0	8	8	6
NY Islanders	27	3	10	13	16
NY Rangers	25	1	8	9	10
Ottawa	31	5	9	14	13
Philadelphia	21	0	9	9	27
Phoenix	6	2	0	2	0
Pittsburgh	26	2	9	11	6
St. Louis	14	1	2	3	2
San Jose	14	0	0	0	4
Tampa Bay	34	3	13	16	10
Toronto	35	2	13	15	29
Vancouver	6	0	2	2	0
Washington	32	1	11	12	8
Winnipeg	35	2	10	12	8



NHL FIRSTS:

Game – Oct. 10, 2002 at Edmonton
Goal – Oct. 31, 2002 vs. Phoenix
Assist/Point – Oct. 10, 2002 at Edmonton

NHL MULTI-GOAL GAMES: None
NHL MULTI-POINT GAMES: 27

NHL SINGLE-GAME HIGHS:

Goals
 1 (35x; last Apr. 28, 2013 vs. Ottawa)
Assists
 3 (Apr. 28, 2013 vs. Carolina)
Points
 3 (3x; last 0-3=3, Apr. 28, 2013 vs. Carolina)

NHL SINGLE-SEASON HIGHS:

Games – 81 (2010-11)
Goals – 7 (2010-11)
Assists – 28 (2009-10)
Points – 32 (2x; last 2010-11)

NHL CAREER-BEST:

Goal Streak
 2 (3x; last 2-0=2, Mar. 21-23, 2013)
Assist Streak
 3 (4x; last 0-4=4, Feb. 10-15, 2013)
Point Streak
 5 (2-5=7, Dec. 23, 2011-Jan. 5, 2012)

STATS

REGULAR SEASON

PLAYOFFS

Season	Team	League	GP	G	A	PTS	PIM	PP	SH	GW	+/-	GP	G	A	PTS	PIM
2002-03	Philadelphia Flyers	NHL	58	4	9	13	20	1	0	0	+8	-	-	-	-	-
	Philadelphia Phantoms	AHL	19	5	6	11	17	-	-	-	-	-	-	-	-	-
2003-04	Philadelphia Flyers	NHL	5	0	0	0	2	0	0	0	-4	3	0	0	0	0
	Philadelphia Phantoms	AHL	33	7	12	19	31	-	-	-	-	9	2	2	4	4
2004-05	Philadelphia Phantoms	AHL	79	13	28	41	47	-	-	-	-	18	2	8	10	19
2005-06	Philadelphia Flyers	NHL	29	2	5	7	4	1	0	0	-4	-	-	-	-	-
	Phoenix Coyotes	NHL	34	1	10	11	14	1	0	0	-9	-	-	-	-	-
2006-07	Phoenix Coyotes	NHL	32	1	1	2	16	0	0	0	-4	-	-	-	-	-
	Carolina Hurricanes	NHL	20	1	5	6	2	0	0	0	-12	-	-	-	-	-
2007-08	Carolina Hurricanes	NHL	47	0	15	15	18	0	0	0	+6	-	-	-	-	-
2008-09	Carolina Hurricanes	NHL	70	5	25	30	37	2	0	1	-9	16	1	5	6	16
2009-10	Florida Panthers	NHL	62	2	21	23	33	1	0	0	-3	-	-	-	-	-
	Boston Bruins	NHL	17	2	7	9	6	1	0	1	+9	-	-	-	-	-
2010-11	Boston Bruins	NHL	81	7	25	32	41	1	0	2	+3	25	1	10	11	31
2011-12	Boston Bruins	NHL	80	5	18	23	39	0	0	2	+15	7	1	2	3	2
2012-13	Mannheim	Germany	26	2	18	20	20	-	-	-	-	-	-	-	-	-
	Boston Bruins	NHL	46	4	13	17	10	0	0	2	+18	18	0	1	1	4
NHL Totals			581	34	154	188	242	8	0	8	+14	69	3	18	21	53
Boston Totals			224	18	63	81	96	2	0	7	+45	50	2	13	15	37

18 REILLY SMITH

RIGHT WING | 6'0" | 185 LBS. | SHOOTS LEFT


Born: April 1, 1991 in Toronto, Ontario | Hometown: Toronto, Ontario



CAREER VS. NHL TEAMS

Smith	GP	G	A	PTS	PIM
Anaheim	3	0	0	0	0
Calgary	3	1	0	1	0
Chicago	2	0	0	0	0
Colorado	2	0	0	0	0
Columbus	2	0	1	1	0
Detroit	3	0	0	0	0
Edmonton	4	0	0	0	0
Los Angeles	3	0	2	2	2
Minnesota	3	0	2	2	2
Nashville	2	1	0	1	0
Phoenix	3	0	0	0	0
St. Louis	4	0	0	0	4
San Jose	2	0	0	0	0
Vancouver	4	1	1	2	2

CAREER: 2012-13: Split his first full professional season between Dallas and their AHL affiliate, the Texas Stars ... Began the season in Texas before his Jan. 13 recall to Dallas and had another AHL stint from Apr. 2-16 ... Ranked fourth overall in the AHL Stars scoring race with 14-21=35 totals in 45 games ... Was one of ten rookies to skate in Dallas during the season and ranked second among Stars rookies in scoring with 3-6=9 totals in 37 NHL games ... Scored his first NHL point with a goal Feb. 15 in Vancouver and recorded his first NHL assist on Feb. 26 in Columbus ... All three of his goals tied the score in the game in which they were tallied ... Had points in consecutive games on three occasions, Feb. 15-17 (2-0=2 totals), Feb. 25-26 (1-1=2 totals) and Mar. 25-29 (0-2=2 totals) ... **2011-12:** Turned pro at the conclusion of his college season, foregoing his senior season of eligibility ... Played three scoreless games in Dallas, including his first NHL game played on Mar. 28 vs. Edmonton ... **College:** Played three seasons at Miami (Ohio) University with 66-56=122 totals in 121 career college games ... Was a finalist for the Hobey Baker Award in 2011-12 as the nation's top Division I college player when he was second in the nation with 30 goals and added 18 assists for 48 points ... Led the CCHA in goals with 28 in 2010-11.



TRANSACTIONS: Dallas' third pick, 69th overall, in the 2000 NHL Entry Draft ... Traded to Boston by Dallas with Loui Eriksson, Matt Fraser and Joe Morrow for Tyler Seguin, Rich Peverley and Ryan Button, July 4, 2013.

ETC: Full name, Reilly Liam Sheeran Smith ... Nickname, Smitty ... Single ... Was a college teammate of fellow Bruins prospect Carter Camper for two seasons at Miami (OH) University ... Twitter, @reillysmith18

CONTRACT STATUS: Is in year three of a three-year entry level contract.

PRONUNCIATION: RIGH-lee SMITH



NHL FIRSTS:

Game – Mar. 28, 2012 at Edmonton
Goal/Point – Feb. 15, 2013 at Vancouver
Assist – Feb. 26, 2013 at Columbus

NHL MULTI-GOAL GAMES: None

NHL MULTI-POINT GAMES: None

NHL SINGLE-GAME HIGHS:

Goals
 1 (3x; last Feb. 25, 2013 at Nashville)
Assists
 1 (6x; last Apr. 21, 2013 at Los Angeles)
Points
 1 (9x; last 0-1=1, Apr. 21, 2013 at Los Angeles)

NHL SINGLE-SEASON HIGHS:

Games – 37 (2012-13)
Goals – 3 (2012-13)
Assists – 6 (2012-13)
Points – 9 (2012-13)

NHL CAREER-BEST:

Goal Streak
 2 (2-0=2, Feb. 15-17, 2013)
Assist Streak
 2 (0-2=2, Mar. 25-29, 2013)
Point Streak
 2 (3x; last 0-2=2, Mar. 25-29, 2013)

STATS

Season	Team	League	REGULAR SEASON										PLAYOFFS				
			GP	G	A	PTS	PIM	PP	SH	GW	+/-		GP	G	A	PTS	PIM
2009-10	Miami (OH) University RedHawks	CCHA	44	8	12	20	24	-	-	-	-	-	-	-	-	-	-
2010-11	Miami (OH) University RedHawks	CCHA	38	28	26	54	18	-	-	-	-	-	-	-	-	-	-
2011-12	Miami (OH) University RedHawks	CCHA	39	30	18	48	22	-	-	-	-	-	-	-	-	-	-
	Dallas Stars	NHL	3	0	0	0	2	0	0	0	-3	-	-	-	-	-	-
2012-13	Dallas Stars	NHL	37	3	6	9	8	0	0	0	Evn	-	-	-	-	-	-
	Texas Stars	AHL	45	14	21	35	20	-	-	-	-	-	7	0	4	4	0
NHL Totals			40	3	6	9	10	0	0	0	-3		-	-	-	-	-

34 CARL SÖDERBERG

CENTER | 6'3" | 218 LBS. | SHOOTS LEFT

Born: October 12, 1985 in Malmo, Sweden | Hometown: Malmo, Sweden



CAREER VS. NHL TEAMS

Soderberg	GP	G	A	PTS	PIM
Florida	1	0	1	1	0
Ottawa	1	0	0	0	2
Philadelphia	1	0	1	1	2
Pittsburgh	1	0	0	0	2
Tampa Bay	1	0	0	0	0
Washington	1	0	0	0	0

CAREER: 2012-13: Signed a contract with the team on Apr. 8 at the conclusion of his Swedish season ... Had points in consecutive games Apr. 21-23 with two assists in those games ... Played his first NHL game on Apr. 20 vs. Pittsburgh and recorded his first NHL point with an assist on Apr. 21 vs. Florida ... Did not dress (coach's decision) for one game and missed four games as a non-roster player while waiting approval of his U.S. visa ... Played two scoreless post-season games, including his first career NHL playoff game on June 22 in Chicago, becoming just the second Bruin in team history to play his first NHL playoff game in a Stanley Cup Final (Richie Leduc, 1974 vs. Philadelphia) ... **Europe:** Played ten seasons with Malmo in Sweden's Division I and II from 2003-2011 with 105-183=298 totals in 332 games before moving to Linkoping for his final two Euro-

pean seasons ... Averaged nearly a point-per-game in his two years in Linkoping with 45-50=95 totals in 96 games, including 31-29=60 totals in 54 games in his final season in 2012-13, which led the Swedish Elite League in goals and was second in points ... **International:** Played for Sweden in the 2005 World Junior Championships (4-2=6 totals with 4 PIM in six games).



TRANSACTIONS: St. Louis' second pick, 49th overall, in the 2004 NHL Entry Draft ... Traded to Boston by St. Louis for Hannu Toivonen, July 23, 2007.

ETC: Full name, Carl Johan Söderberg ... He and his wife Caroline were married this past summer ... Is just the second Bruin in club history to play his first career NHL playoff game in a Stanley Cup Final (Richie Leduc, 1974 vs. Philadelphia).

CONTRACT STATUS: Is in year two of a three-year contract with an NHL cap figure of \$1,008,333.

PRONUNCIATION: KAHRL SOH-dihr-buhrg



NHL FIRSTS:

Game – Apr. 20, 2013 vs. Pittsburgh

Goal – None

Assist/Point – Apr. 21, 2013 vs. Florida

NHL MULTI-GOAL GAMES: None

NHL MULTI-POINT GAMES: None

NHL SINGLE-GAME HIGHS:

Goals

None

Assists

1 (2x; last Apr. 23, 2013 at Philadelphia)

Points

1 (2x; last 0-1=1, Apr. 23, 2013 at Philadelphia)

NHL SINGLE-SEASON HIGHS:

Games – 6 (2012-13)

Goals – None

Assists – 2 (2012-13)

Points – 2 (2012-13)

NHL CAREER-BEST:

Goal Streak

None

Assist Streak

2 (0-2=2, Apr. 21-23, 2013)

Point Streak

2 (0-2=2, Apr. 21-23, 2013)

STATS

Season	Team	League	GP	G	A	PTS	PIM	PP	SH	GW	+/-	GP	G	A	PTS	PIM
2003-04	Malmo	Sweden	24	1	1	2	8	-	-	-	-	-	-	-	-	-
2004-05	Morrum	Sweden2	14	5	6	11	8	-	-	-	-	-	-	-	-	-
	Malmo	Sweden	38	0	5	5	8	-	-	-	-	-	-	-	-	-
2005-06	Malmo	Sweden2	20	27	47	47	-	-	-	-	-	-	-	-	-	-
2006-07	Malmo	Sweden	31	12	18	30	14	-	-	-	-	-	-	-	-	-
2007-08	Malmo	Sweden2	42	22	36	58	18	-	-	-	-	-	-	-	-	-
2008-09	Malmo	Sweden2	45	18	41	59	26	-	-	-	-	-	-	-	-	-
2009-10	Malmo	Sweden2	51	20	31	51	53	-	-	-	-	5	0	1	1	0
2010-11	Malmo	Sweden2	52	12	34	46	18	-	-	-	-	-	-	-	-	-
2011-12	Linkoping	Sweden	42	14	21	35	20	-	-	-	-	-	-	-	-	-
2012-13	Linkoping	Sweden	54	31	29	60	48	-	-	-	-	6	1	1	2	27
	Boston Bruins	NHL	6	0	2	2	6	0	0	0	-2	2	0	0	0	0
NHL & Boston Totals			6	0	2	2	6	0	0	0	-2	2	0	0	0	0

51 RYAN SPOONER

CENTER | 5'11" | 181 LBS. | SHOOTS LEFT

Born: January 30, 1992 in Ottawa, Ontario | Hometown: Kanata, Ontario



CAREER VS. NHL TEAMS

	GP	G	A	PTS	PIM
Montreal	1	0	0	0	0
Ottawa	1	0	0	0	0
Toronto	1	0	0	0	0
Winnipeg	1	0	0	0	0

CAREER: 2012-13: Spent most of the season in Providence/AHL with two recalls to Boston from Feb. 4-7 and Mar. 18-24 ... Played his first NHL game on Feb. 6 at Montreal in his first recall and played three scoreless games during the second summons ... Led the Providence Bruins in scoring with 17-40=57 totals and 14 PIM in 59 AHL games ... Was selected to the AHL's 2012-13 All-Rookie Team ... **2011-12:** Joined Providence/AHL at the conclusion of his junior season in Sarnia and had 1-3=4 totals in five AHL Bruins games ... **2010-11:** Joined the Providence Bruins on an amateur try-out agreement at the conclusion of his



junior season in Kingston ... Had points in each of his three AHL games played with 2-1=3 totals ... Recorded his first professional point with an assist his first pro game on Apr. 8 vs. Portland ... Scored his first pro goal on Apr. 9 at Springfield ... **Juniors:** Played four seasons of junior hockey in the Ontario Hockey League with Peterborough, Kingston and Sarnia with 113-146=259 totals and 44 penalty minutes in 230 career junior games ... Enjoyed his best season offensively in 2010-11 with 35-46=81 combined totals with Peterborough and Kingston ... Scored four goals in a game twice in his OHL career.

TRANSACTIONS: Boston's third pick (second round), 45th overall, in the 2010 NHL Entry Draft.

ETC: Full name, Ryan Bradley Spooner ... Nickname, Spoons ... Single ... Twitter, @rspooner2376

CONTRACT STATUS: Is in year two of a three-year entry level contract.

PRONUNCIATION: RIGH-uhn SPOO-nuhr



NHL FIRSTS:

Game – Feb. 6, 2013 at Montreal
Goal – None
Assist – None

NHL MULTI-GOAL GAMES: None
NHL MULTI-POINT GAMES: None

NHL SINGLE-GAME HIGHS:

Goals
None
Assists
None
Points
None

NHL SINGLE-SEASON HIGHS:

Games – 4 (2012-13)
Goals – None
Assists – None
Points – None

NHL CAREER-BEST:

Goal Streak
None
Assist Streak
None
Point Streak
None

STATS

Season	Team	League	REGULAR SEASON										PLAYOFFS				
			GP	G	A	PTS	PIM	PP	SH	GW	+/-		GP	G	A	PTS	PIM
2008-09	Peterborough Petes	OHL	62	30	28	58	8	-	-	-	-		4	0	1	1	0
2009-10	Peterborough Petes	OHL	47	19	35	54	12	-	-	-	-		3	0	1	1	2
2010-11	Peterborough Petes	OHL	14	10	9	19	2	-	-	-	-		-	-	-	-	-
	Kingston Frontenacs	OHL	50	25	37	62	6	-	-	-	-		5	4	2	6	2
	Providence Bruins	AHL	3	2	1	3	0	-	-	-	-		-	-	-	-	-
2011-12	Kingston Frontenacs	OHL	27	14	18	32	8	-	-	-	-		-	-	-	-	-
	Sarnia Sting	OHL	30	15	19	34	8	-	-	-	-		6	1	2	3	8
	Providence Bruins	AHL	5	1	3	4	0	-	-	-	-		-	-	-	-	-
2012-13	Boston Bruins	NHL	4	0	0	0	0	0	0	0	Ev		-	-	-	-	-
	Providence Bruins	AHL	59	17	40	57	14	-	-	-	-		12	2	3	5	4
NHL & Boston Totals			4	0	0	0	0	0	0	0	Ev		-	-	-	-	-

70 MALCOLM SUBBAN

GOALTENDER | 6'2" | 200 LBS. | CATCHES LEFT

Born: December 21, 1993 in Toronto, Ontario | Hometown: Rexdale, Ontario



CAREER: Juniors: Played three full seasons of junior hockey in the Ontario Hockey League with the Belleville Bulls ... Had a 64-42-6 record and 2.52 goals against average ... Named to the OHL's All-Rookie Team in 2011 ... Enjoyed his best junior season with the Bulls in 2012-13 with a 29-11-4 record and league-best 2.14 GAA and .934 save percentage in 46 games and earned a Third Team OHL All-Star berth ... Played 17 post-season games in 2013 as Belleville advanced to the Conference championship and led OHL goaltenders in playoff GAA (2.00) and shutouts (three) ... Named the Best Puckhandling Goalie and Best Shootout Goalie in the 2012-13 OHL Coaches Poll voting ... **International:** Played for Team Canada in the 2013 World Junior championship (4-2 record and 2.76 GAA in six games).



TRANSACTIONS: Boston's first pick, 24th overall, in the 2012 NHL Entry Draft.

ETC: Full name, Malcolm-Jamaal Justin Subban ... Single ... His brother P.K. plays for the Montreal Canadiens and won the 2012-13 Norris Trophy while brother Jordan was drafted in the fourth round by Vancouver this past summer ... Twitter, @Subbzero30

CONTRACT STATUS: Is in year one of a three-year entry level contract.

PRONUNCIATION: MAL-kuhm SOO-ban



STATS

Season	Team	League	REGULAR SEASON							PLAYOFFS					
			GP	MINS	W-L-O	GA	GAA	SO	SV%	GP	MINS	W-L	GA	GAA	SO
2009-10	Belleville Bulls	OHL	1	13	0-0-0	0	0.00	0	-	-	-	-	-	-	-
2010-11	Belleville Bulls	OHL	32	1785	10-17-2	94	3.16	0	-	3	178	0-3	6	2.02	0
2011-12	Belleville Bulls	OHL	39	2258	25-14-0	94	2.50	3	-	6	369	2-4	18	2.93	0
2012-13	Belleville Bulls	OHL	46	2695	29-11-4	96	2.14	5	-	17	1021	11-6	34	2.00	3


72 NIKLAS SVEDBERG

GOALTENDER | 6'0" | 176 LBS. | CATCHES LEFT

Born: September 4, 1989 in Sollentuna, Sweden | Hometown: Sollentuna, Sweden



CAREER: 2012-13: Played his first pro season in Providence/AHL with a 37-8-2 record, 2.17 goals against average and four shutouts in 48 games ... His 37 wins were the second-most by a rookie goaltender in AHL history ... Was named to the AHL's All-Rookie Team, First All-Star Team and he was the first rookie since 1994-95 to win the Baz Bastien Award as the league's top goaltender ... Was the starting goaltender for the East Team in the AHL All-Star Game ... **Europe:** Played three full seasons in the Swedish Elite League with MoDo and Brynas with a 2.94 career goals against average in 64 games ... Enjoyed his best season in 2010-11 with Brynas with a 2.28 GAA and two shutouts in 21 games played ... Recorded a 1.70 GAA with 4 shutouts in 13 playoff games in 2011-12 while leading Brynas to their first league title since 1999.



TRANSACTIONS: Signed by Boston as a free agent, May 29, 2012.

ETC: Single.

CONTRACT STATUS: Is in year two of a two-year entry level contract.

PRONUNCIATION: NIHK-luhs SVEHD-buhrg




STATS

Season	Team	League	REGULAR SEASON							PLAYOFFS					
			GP	MINS	W-L-O	GA	GAA	SO	SV%	GP	MINS	W-L	GA	GAA	SO
2008-09	MoDo	Sweden	3	178	NA	16	5.41	0	-	-	-	-	-	-	-
2009-10	MoDo	Sweden	21	1261	NA	82	2.59	1	-	-	-	-	-	-	-
2010-11	Brynas	Sweden	21	1261	NA	48	2.28	2	-	-	-	-	-	-	-
2011-12	Brynas	Sweden	29	1726	NA	71	2.41	0	-	13	814	NA	23	1.70	4
2012-13	Providence Bruins	AHL	48	2873	37-8-2	104	2.17	4	-	12	675	6-6	37	3.29	0

22 SHAWN THORNTON

LEFT WING | 6'2" | 217 LBS. | SHOOTS RIGHT

Born: July 23, 1977 in Oshawa, Ontario | Hometown: Oshawa, Ontario



CAREER: Has won two Stanley Cup championships (2007 with Anaheim and 2011 with Boston) ... Has taken one career penalty shot (goal) ... **2012-13:** Had points in consecutive games Mar. 9-11 with 1-1=2 totals in those contests ... Played his 400th game as a Bruin on Mar. 27 vs. Montreal ... Missed two games with a concussion and did not dress for one game ... Had his first career multiple-point playoff game with two assists May 21 vs. NY Rangers ... His four post-season assists came in a five-game span from May 21-June 3 and the four points quadrupled his previous single post-season total ... **2011-12:** Established career season-highs in games played (81) and penalty minutes (154) ... Tied for the NHL lead

in major penalties with 20 fighting majors ... Scored his first career shorthanded goal on his first career penalty shot on Jan. 10 vs. Winnipeg's Ondrej Pavelec ... Had one multiple-point game, a two-assist effort Jan. 19 at New Jersey which matched his career-high for assists and points in a game ... Had points in consecutive games on two occasions - Nov. 1-5 (0-2=2 totals) and Dec. 5-6 (1-1=2 totals) ... Played his 400th NHL game Dec. 17 in Philadelphia ... Missed one game with an illness ... **2010-11:** Established career season-highs in all offensive categories with 10-10=20 totals ... Had one multiple-point game, matching his career-high for goals and points in a game with a two-goal effort Dec. 23 vs. Atlanta ... Had points in consecutive games on three occasions - Nov. 18-20 (1-1=2 totals), Jan. 15-17 (0-2=2 totals) and Mar. 19-22 (1-1=2 totals) ... Had 14 fighting majors and the Bruins were 9-3-2 in those games ... Played his 300th NHL game Nov. 5 at Washington and recorded his 500th penalty minute Oct. 23 vs. NY Rangers ... Missed three games to injury ... Recorded his lone point of the post-season with an assist May 6 in the series-clinching game four vs. Philadelphia ... Received two ten-minute misconducts during the Stanley Cup Final vs. Vancouver ... Did not dress for seven playoff games (coach's decision) ... **2009-10:** Four of his nine assists were on game-winning goals ... Established a career NHL season-high with 141 penalty minutes ... Had 21 fighting majors, including the first fight in a Winter Classic when he took on Philadelphia's Daniel Carcillo on Jan. 1 at Fenway Park ... The Bruins were 13-4-3 in the 20 games in which he had at least one fight ... Missed five games to injury and did not dress for three games (coach's decision) ... **2008-09:** Established a career season-high in games played (79) ... Had one multiple-point game, a 1-1=2 effort Nov. 13 vs. Montreal which matched his career-high for points in a game ... Two of his six goals on the season were game-winning efforts, Dec. 20 vs. Carolina and Feb. 1 at Montreal ... Played his 200th NHL game Feb. 28 vs. Washington ... Missed three games with a back injury ... Added one goal in ten playoff games, scoring his first career post-season goal on Apr. 20 at Montreal ... **2007-08:** Had two multiple-point games, both two-point efforts ... Recorded his first career two-goal game Feb. 12 vs. Carolina with both goals coming in a 27-second span of the third period ... They were the fastest two goals by a Bruin since Dec. 14, 2003 (Mike Knuble, 0:17) ... Had points in consecutive games twice, Feb. 12-13 (2-1=3 totals) and Feb. 26-28 (1-1=2 totals) ... Played his 100th NHL game Jan. 10 vs. Montreal ... Played his first game as a Bruin Oct. 5 at Dallas and scored his first point as a Bruin in a two-goal effort Feb. 12 vs. Carolina ... Did not dress for four games (coach's decision) and missed 20 games with a broken foot ... Played seven scoreless playoff games ... **2006-07:** Had three multiple-point games, all two-point nights, including consecutive two-point efforts Dec. 8 (1-1=2) in Washington and Dec. 9 (0-2=2) at Tampa Bay ... Had 12 fighting majors ... Began the season in Portland/AHL before his Oct. 28 recall to Anaheim ... Had 0-2=2 totals in seven games before returning to Portland, but was recalled again on Dec. 8 for the remainder of the season ... Had 4-4=8 totals with 55 PIM in 15 Portland games ... Played 15 scoreless playoff games with 19 post-season penalty minutes as Anaheim won the Stanley Cup championship ... **2005-06:** Spent most of the season in Norfolk/AHL and his 10-22=32 totals were pro career-highs in assists and points with the Admirals ... Was recalled on three occasions to Chicago, playing ten scoreless NHL games with 16 PIM ... **2004-05:** Spent the season with Chicago's AHL affiliate in Norfolk with 5-9=14 totals in 71 Admirals games ... Led the team with 253 penalty minutes and became the first Admiral to accumulate 1,000 career penalty minutes ...

Played his 500th AHL game Feb. 2 vs. Binghamton ... **2003-04:** Spent most of the season in Norfolk/AHL with 6-11=17 totals and leading the team with 259 PIM in 64 Admirals games ... Recalled for eight games in Chicago, scoring his lone NHL goal of the season Mar. 28 vs. St. Louis ... Was named Norfolk's Man of the Year and nominated for that same AHL award for his many charitable and community efforts ... **2002-03:** Began the season in Chicago with 1-1=2 totals and 31 PIM in 13 Blackhawks games ... Played his first NHL game Oct. 10 in Columbus and recorded his first NHL point with an assist in the next game, Oct. 13 vs. Buffalo ... Scored his first NHL goal Oct. 26 in Carolina ... Assigned to Norfolk/AHL on Nov. 14 for the remainder of the season ... Had a professional career-high in goals with 11-2=13 totals and led the team with 213 PIM in 50 Admirals games ... **2001-02:** Spent his first season in the Blackhawks organization with their AHL affiliate in Norfolk ... Had 8-14=22 totals with 281 PIM in 70 games ... **2000-01:** Played his last season in the Toronto organization with St. John's/AHL ... Again topped the team and ranked fourth overall in the AHL with 320 PIM, his third straight season with 300+ minutes ... Had 5-12=17 totals in 79 games ... **1999-2000:** Spent the season in St. John's/AHL with 4-12=16 totals in 60 games ... Recorded 300+ penalty minutes for the second straight season with his 316 leading the team and ranking fourth overall in the AHL ... **1998-99:** Played the season in St. John's/AHL with 8-11=19 totals in 78 games ... Set a St. John's record with a professional career-high 354 penalty minutes and ranked second in the AHL in that category for the season ... **1997-98:** Spent his first professional season with Toronto's AHL affiliate in St. John's ... Had three assists with 225 PIM in 59 games ... **Juniors:** Played two seasons of junior hockey in Peterborough/OHL with 23-20=43 totals and 396 penalty minutes in 124 career junior games.

TRANSACTIONS: Toronto's sixth pick (seventh round), 190th overall, in the 1997 NHL Entry Draft ... Traded to Chicago by Toronto for Marty Wilford, Sept. 30, 2001 ... Signed as a free agent by Anaheim, July 12, 2006 ... Signed as a free agent by Boston, July 1, 2007.

ETC: Full name, Shawn Thornton ... Nickname, Thorty ... Wife, Erin ... The Bruins are 47-20-10 in the 77 games in which he has had at least one fight over the last five seasons ... That includes the 2010 Winter Classic in which he had the first fight in the history of that event vs. Philadelphia's Daniel Carcillo.

CONTRACT STATUS: Is in year two of a two-year contract with an NHL cap figure of \$1,100,000.

PRONUNCIATION: SHAHN THOHRN-tuhn



22 SHAWN THORNTON



CAREER VS. NHL TEAMS

	GP	G	A	PTS	PIM
Anaheim	6	0	0	0	9
Boston	-	-	-	-	-
Buffalo	35	1	6	7	90
Calgary	9	0	0	0	15
Carolina	23	5	3	8	19
Chicago	9	0	0	0	24
Colorado	6	0	0	0	2
Columbus	10	0	1	1	21
Dallas	12	1	1	2	41
Detroit	9	0	0	0	2
Edmonton	8	0	0	0	21
Florida	25	2	2	4	26
Los Angeles	11	0	1	1	12
Minnesota	8	0	0	0	7
Montreal	31	2	1	3	46
Nashville	9	0	1	1	9
New Jersey	22	4	2	6	40
NY Islanders	20	2	3	5	29
NY Rangers	21	0	0	0	27
Ottawa	34	2	4	6	52
Philadelphia	22	0	2	2	48
Phoenix	11	0	0	0	10
Pittsburgh	22	1	5	6	32
St. Louis	11	1	0	1	24
San Jose	13	1	1	2	24
Tampa Bay	22	2	4	6	44
Toronto	31	2	4	6	48
Vancouver	9	0	2	2	29
Washington	23	3	1	4	29
Winnipeg	23	4	3	7	52



NHL FIRSTS:

Game – Oct. 10, 2002 at Columbus
Goal – Oct. 26, 2002 at Carolina
Assist/Point – Oct. 13, 2002 vs. Buffalo

NHL MULTI-GOAL GAMES: 2
NHL MULTI-POINT GAMES: 8

NHL SINGLE-GAME HIGHS:

Goals
 2 (2x; last Dec. 23, 2010 vs. Atlanta)
Assists
 2 (3x; last Jan. 19, 2012 at New Jersey)
Points
 2 (8x; last 0-2=2, Jan. 19, 2012 at New Jersey)

NHL SINGLE-SEASON HIGHS:

Games – 81 (2011-12)
Goals – 10 (2010-11)
Assists – 10 (2010-11)
Points – 20 (2010-11)

NHL CAREER-BEST:

Goal Streak
 1 (31x; last 1-0=1, Mar. 14, 2013)
Assist Streak
 2 (6x; last 0-2=2, Nov. 1-5, 2011)
Point Streak
 2 (14x; last 1-1=2, Mar. 9-11, 2013)

STATS

REGULAR SEASON

PLAYOFFS

Season	Team	League	GP	G	A	PTS	PIM	PP	SH	GW	+/-	GP	G	A	PTS	PIM
1997-98	St. John's Maple Leafs	AHL	59	0	3	3	225	-	-	-	-	-	-	-	-	-
1998-99	St. John's Maple Leafs	AHL	78	8	11	19	354	-	-	-	-	5	0	0	0	0
1999-2000	St. John's Maple Leafs	AHL	60	4	12	16	316	-	-	-	-	-	-	-	-	-
2000-01	St. John's Maple Leafs	AHL	79	5	12	17	320	-	-	-	-	3	1	2	3	2
2001-02	Norfolk Admirals	AHL	70	8	14	22	281	-	-	-	-	4	0	0	0	4
2002-03	Chicago Blackhawks	NHL	13	1	1	2	31	0	0	0	-4	-	-	-	-	-
	Norfolk Admirals	AHL	50	11	2	13	213	-	-	-	-	9	0	2	2	28
2003-04	Chicago Blackhawks	NHL	8	1	0	1	23	0	0	0	+2	-	-	-	-	-
	Norfolk Admirals	AHL	64	6	11	17	259	-	-	-	-	8	1	1	2	6
2004-05	Norfolk Admirals	AHL	71	5	9	14	253	-	-	-	-	6	0	0	0	8
2005-06	Chicago Blackhawks	NHL	10	0	0	0	16	0	0	0	-5	-	-	-	-	-
	Norfolk Admirals	AHL	59	10	22	32	192	-	-	-	-	4	0	0	0	35
2006-07	Anaheim Ducks	NHL	48	2	7	9	88	0	0	0	+3	15	0	0	0	19
	Portland Pirates	AHL	15	4	4	8	55	-	-	-	-	-	-	-	-	-
2007-08	Boston Bruins	NHL	58	4	3	7	74	0	0	1	-1	7	0	0	0	6
2008-09	Boston Bruins	NHL	79	6	5	11	123	0	0	2	-2	10	1	0	1	6
2009-10	Boston Bruins	NHL	74	1	9	10	141	0	0	0	-9	12	0	0	0	4
2010-11	Boston Bruins	NHL	79	10	10	20	122	0	0	2	+8	18	0	1	1	24
2011-12	Boston Bruins	NHL	81	5	8	13	154	0	1	0	-7	5	0	0	0	0
2012-13	Boston Bruins	NHL	45	3	4	7	60	0	0	0	+1	22	0	4	4	18
NHL Totals			495	33	47	80	832	0	1	5	-14	89	1	5	6	77
Boston Totals			416	29	39	68	674	0	1	5	-10	74	1	5	6	58

62 ZACH TROTMAN

DEFENSE | 6'3" | 216 LBS. | SHOOTS RIGHT

Born: August 26, 1990 in Carmel, Indiana | Hometown: Noblesville, Indiana



CAREER: 2012-13: Played his first full pro season with Boston's AHL affiliate in Providence ... Tied for third among team defensemen with 16 points ... **2011-12:** Joined the AHL Providence Bruins on Mar. 23 at the conclusion of his college season and had 1-2=3 totals in nine games ... Played his first professional game that night and scored his first pro point with the game-winning goal vs. Manchester ... **College:** Played three seasons of college hockey at Lake Superior State University with 19-30=49 totals and 42 penalty minutes in 114 career junior games ... Signed a contract with the Bruins on Mar. 25, foregoing his senior season of eligibility ... Led team defensemen in scoring in 2011-12 with college season-highs of 11 goals and 21 points.



TRANSACTIONS: Boston's eighth pick, 210th overall, in the 2010 NHL Entry Draft.

ETC: Full name, Zachary Ross Trotman ... Nickname, Trots ... Single ... Twitter, @ztrotman4

CONTRACT STATUS: Is in year two of a two-year entry level contract.

PRONUNCIATION: ZAK TRAHT-muhn



STATS

Season	Team	League	GP	G	A	PTS	PIM	PP	SH	GW	+/-	GP	G	A	PTS	PIM
2008-09	Wichita Falls Wildcats	NAHL	47	2	4	6	79	-	-	-	-	5	0	1	1	8
2009-10	Lake Superior State Univ. Lakers	CCHA	36	2	6	8	18	-	-	-	-	-	-	-	-	-
2010-11	Lake Superior State Univ. Lakers	CCHA	38	6	14	20	12	-	-	-	-	-	-	-	-	-
2011-12	Lake Superior State Univ. Lakers	CCHA	40	11	10	21	12	-	-	-	-	-	-	-	-	-
2012-13	Providence Bruins	AHL	9	1	2	3	2	-	-	-	-	-	-	-	-	-
	Providence Bruins	AHL	48	2	14	16	19	-	-	-	-	4	0	0	0	0


79 DAVID WARSOFSKY

DEFENSE | 5'9" | 170 LBS. | SHOOTS LEFT

Born: May 30, 1990 in Marshfield, Massachusetts | Hometown: Marshfield, Massachusetts



CAREER: 2012-13: Spent the season in Providence/AHL with 3-13=16 totals in 58 games which tied him for third among club defensemen in points ... Came to Boston's training camp at the conclusion of the lockout and was returned to Providence on Jan. 20 after not dressing on Boston's opening night game on Jan. 19 ... **2011-12:** Played his first full professional season in Providence/AHL ... Led team defensemen in points and was sixth overall in the club's scoring race ... His 24 assists were the second-most on the team ... **2010-11:** Signed a contract with the Bruins on Mar. 24 at the conclusion of his college career and was assigned to Providence/AHL ... Had three assists in ten AHL Bruins games ... Played his first professional game Mar. 25 vs. Worcester and scored his first pro point with an assist Apr. 1 vs. Connecticut ... **College:** Played three seasons of college hockey at Boston University with 22-46=68 totals and 122 penalty minutes in 113 career college games ... Won a National championship, Hockey East championship and Beanpot championship in his freshman season in 2008-09 ... Was named a Hockey East Second-Team All-Star in 2010-11 ... **International:** Won a Gold medal with Team USA at the 2010 World Junior Championships (0-2=2 totals in 7 games), just the second Gold ever by the United States in that tournament.



TRANSACTIONS: St. Louis' seventh pick (fourth round), 95th overall, in the 2008 NHL Entry Draft ... Traded to Boston by St. Louis for Vladimir Sobotka, June 26, 2010.

ETC: Full name, David Matthew Warsofsky ... Nickname, Warso ... Single ... Twitter, @davewarsofsky5

CONTRACT STATUS: Is in year three of a three-year entry level contract.

PRONUNCIATION: DAY-vihd wahr-SAHF-skee



STATS

Season	Team	League	GP	G	A	PTS	PIM	PP	SH	GW	+/-	GP	G	A	PTS	PIM
2008-09	Boston University Terriers	HE	45	3	20	23	28	-	-	-	-	-	-	-	-	-
2009-10	Boston University Terriers	HE	34	12	11	23	48	-	-	-	-	-	-	-	-	-
2010-11	Boston University Terriers	HE	34	7	15	22	46	-	-	-	-	-	-	-	-	-
	Providence Bruins	AHL	10	0	3	3	6	-	-	-	-	-	-	-	-	-
2011-12	Providence Bruins	AHL	66	5	24	29	18	-	-	-	-	-	-	-	-	-
2012-13	Providence Bruins	AHL	58	3	13	16	17	-	-	-	-	12	0	3	3	0

IN THE SYSTEM

LINUS ARNESSON

DEFENSE | 6'1" | 189 LBS. | SHOOTS LEFT

Born: Sept. 21, 1994 in Stockholm SWE | 2013 Draft (1st/60th)

Season	Team	League	GP	G	Regular Season							+/-	GP	G	Playoffs		
					A	PTS	PIM	PP	SH	GW	A				PTS	PIM	
2010-11	Djurgarden Jr.	Sweden Jr.	8	0	0	0	2	-	-	-	-	-	-	-	-	-	
2011-12	Djurgarden	Sweden	3	0	0	0	0	-	-	-	-	-	-	-	-	-	
2012-13	Djurgarden Jr.	Sweden Jr.	40	2	13	15	20	-	-	-	-	3	0	1	1	2	
	Djurgarden	Sweden 2	35	0	1	1	8	-	-	-	-	-	-	-	-	-	
	Djurgarden Jr.	Sweden Jr.	13	1	3	4	22	-	-	-	-	1	0	0	0	0	

MATT BENNING

DEFENSE | 6'0" | 203 LBS. | SHOOTS LEFT

Born: May 25, 1994 in Edmonton ALTA | 2012 Draft (5th/175th)

Season	Team	League	GP	G	Regular Season							+/-	GP	Playoffs			
					A	PTS	PIM	PP	SH	GW	G			A	PTS	PIM	
2010-11	Spruce Grove Saints	AJHL	43	0	7	7	65	-	-	-	-	13	0	1	1	20	
2011-12	Spruce Grove Saints	AJHL	44	4	14	18	87	-	-	-	-	11	2	1	3	16	
2012-13	Dubuque Fighting Saints	USHL	57	10	16	26	73	-	-	-	-	10	1	1	2	6	

ANTON BLIDH

LEFT WING | 6'0" | 181 LBS. | SHOOTS LEFT

Born: Mar. 14, 1995 in Molnlycke SWE | 2013 Draft (6th/180th)

Season	Team	League	GP	G	Regular Season							+/-	GP	Playoffs				
					A	PTS	PIM	PP	SH	GW	G			A	PTS	PIM		
2011-12	Frolunda U-18	Sweden U-18	38	13	19	32	28	-	-	-	-	4	2	0	2	4		
2012-13	Frolunda U-18	Sweden U-18	8	5	2	7	14	-	-	-	-	3	1	3	4	0		
	Frolunda Jr.	Sweden Jr.	43	17	10	27	80	-	-	-	-	6	1	2	3	0		

PETER CEHLARIK

LEFT WING | 6'2" | 192 LBS. | SHOOTS LEFT

Born: Aug. 2, 1995 in Zilina SLO | 2013 Draft (2nd/90th)

Season	Team	League	GP	G	Regular Season							+/-	GP	Playoffs				
					A	PTS	PIM	PP	SH	GW	G			A	PTS	PIM		
2011-12	Zilina Jr.	Slovak Jr.	4	1	2	3	2	-	-	-	-	-	-	-	-	-	-	
	Lulea U-18	Sweden U-18	24	15	15	30	0	-	-	-	-	4	2	0	2	0	0	
	Lulea Jr.	Sweden Jr.	8	2	2	4	2	-	-	-	-	1	3	0	3	0	0	
2012-13	Lulea Jr.	Sweden Jr.	38	17	20	37	10	-	-	-	-	3	0	1	1	2	0	
	Lulea	Sweden	8	3	3	6	0	-	-	-	-	6	1	0	1	0	0	

IN THE SYSTEM

MAXIM CHUDINOV

DEFENSE | 5'9" | 170 LBS. | SHOOTS LEFT

Born: Mar. 25, 1990 in Cherepovets RUS | 2011 Draft (7th/195th)

Season	Team	League	GP	G	Regular Season							GP	Playoffs				
					A	PTS	PIM	PP	SH	GW	+/-		G	A	PTS	PIM	
2007-08	Cherepovets	Russia	18	0	0	0	10	-	-	-	-	1	0	0	0	0	
2008-09	Cherepovets	KHL	26	0	0	0	14	-	-	-	-	-	-	-	-	-	
2009-10	Cherepovets	KHL	47	6	8	14	30	-	-	-	-	-	-	-	-	-	
	Cherepovets Jr.	Russia Jr.	4	1	0	1	12	-	-	-	-	2	0	1	1	4	
2010-11	Cherepovets	KHL	52	8	15	23	30	-	-	-	-	6	0	2	2	4	
	Cherepovets Jr.	Russia Jr.	-	-	-	-	-	-	-	-	-	5	2	2	4	8	
2011-12	Cherepovets	KHL	52	9	26	35	62	-	-	-	-	6	0	2	2	10	
	Cherepovets Jr.	Russia Jr.	-	-	-	-	-	-	-	-	-	5	0	0	0	8	
2012-13	St. Petersburg	KHL	47	2	8	10	46	-	-	-	-	12	1	1	2	6	

MITCHELL DEMPSEY

LEFT WING | 6'3" | 220 LBS. | SHOOTS LEFT

Born: Feb. 27, 1995 in Cambridge ONT | 2013 Draft (6th/210th)

Season	Team	League	GP	G	Regular Season							GP	Playoffs				
					A	PTS	PIM	PP	SH	GW	+/-		G	A	PTS	PIM	
2011-12	Plymouth Whalers	OHL	34	1	4	5	29	-	-	-	-	5	0	0	0	0	
2012-13	Sault Ste. Marie Greyhounds	OHL	36	1	4	5	17	-	-	-	-	-	-	-	-	-	

BRIAN FERLIN

RIGHT WING | 6'2" | 209 LBS. | SHOOTS RIGHT

Born: June 3, 1992 in Jacksonville FL | 2011 Draft (4th/121st)

Season	Team	League	GP	G	Regular Season							GP	Playoffs				
					A	PTS	PIM	PP	SH	GW	+/-		G	A	PTS	PIM	
2009-10	Indiana Ice	USHL	57	6	10	16	36	-	-	-	-	8	1	2	3	2	
2010-11	Indiana Ice	USHL	55	25	48	73	26	-	-	-	-	5	1	4	5	4	
2011-12	Cornell University Big Red	ECAC	26	8	13	21	30	-	-	-	-	-	-	-	-	-	
2012-13	Cornell University Big Red	ECAC	34	10	14	24	55	-	-	-	-	-	-	-	-	-	

RYAN FITZGERALD

CENTER | 5'9" | 167 LBS. | SHOOTS RIGHT

Born: Oct. 19, 1994 in Boca Raton FL | 2013 Draft (3rd/120th)

Season	Team	League	GP	G	Regular Season							GP	Playoffs				
					A	PTS	PIM	PP	SH	GW	+/-		G	A	PTS	PIM	
2012-13	Valley Junior Warriors	EJHL	26	14	16	30	50	-	-	-	-	6	3	3	6	8	
	US National Team Dev. Prog.	USHL	5	1	0	1	8	-	-	-	-	-	-	-	-	-	

IN THE SYSTEM

MARK GOGGIN

CENTER | 5'11" | 185 LBS. | SHOOTS LEFT

Born: July 29, 1990 in Chicago IL | 2008 Draft (6th/197th)

Season	Team	League	GP	G	Regular Season							GP	Playoffs				
					A	PTS	PIM	PP	SH	GW	+/-		G	A	PTS	PIM	
2007-08	Choate-Rosemary HS	USHS	21	15	21	36	10	-	-	-	-	-	-	-	-	-	
	US National Team Dev. Prog.	NAHL	5	1	1	2	2	-	-	-	-	-	-	-	-	-	
2008-09	Choate-Rosemary HS	USHS	25	14	20	34	-	-	-	-	-	-	-	-	-	-	
	Chicago Steel	USHL	17	5	4	9	10	-	-	-	-	-	-	-	-	-	
2009-10	Dartmouth College Big Green	ECAC	21	4	2	6	10	-	-	-	-	-	-	-	-	-	
2010-11	Injured, Did Not Play																
2011-12	Dartmouth College Big Green	ECAC	14	3	3	6	16	-	-	-	-	-	-	-	-	-	
2012-13	Did Not Play																

ZANE GOTHBERG

GOAL | 6'2" | 204 LBS. | CATCHES LEFT

Born: Aug. 20, 1992 in Grand Forks ND | 2010 Draft (6th/165th)

Season	Team	League	GP	MINS	Regular Season						GP	MINS	Playoffs			
					W-L-O	GA	GAA	SO	SV%				W-L	GA	GAA	SO
2010-11	Fargo Force	USHL	23	1318	14-8-0	49	2.23	2	-		1	55	0-1	3	3.25	0
2011-12	Fargo Force	USHL	46	2758	26-16-4	102	2.22	7	-		6	370	3-3	11	1.78	0
2012-13	University of North Dakota	WCHA	17	1001	9-4-3	41	2.46	0	-		-	-	-	-	-	-

MATT GRZELCYK

DEFENSE | 5'9" | 174 LBS. | SHOOTS LEFT

Born: Jan. 5, 1994 in Charlestown MA | 2012 Draft (2nd/85th)

Season	Team	League	GP	G	Regular Season							GP	Playoffs				
					A	PTS	PIM	PP	SH	GW	+/-		G	A	PTS	PIM	
2009-10	Belmont Hill School	USHS	31	2	18	20	30	-	-	-	-	-	-	-	-	-	
2010-11	US National Team Dev. Prog.	USHL	36	1	9	10	28	-	-	-	-	2	0	0	0	2	
2011-12	US National Team Dev. Prog.	USHL	24	1	10	11	6	-	-	-	-	-	-	-	-	-	
2012-13	Boston University Terriers	HE	38	3	20	23	26	-	-	-	-	-	-	-	-	-	

COLTON HARGROVE

LEFT WING | 6'1" | 211 LBS. | SHOOTS LEFT

Born: June 25, 1992 in Dallas TX | 2012 Draft (6th/205th)

Season	Team	League	GP	G	Regular Season							GP	Playoffs				
					A	PTS	PIM	PP	SH	GW	+/-		G	A	PTS	PIM	
2010-11	Fargo Force	USHL	56	13	14	27	109	-	-	-	-	5	0	3	3	2	
2011-12	Fargo Force	USHL	54	16	22	38	140	-	-	-	-	6	0	0	0	10	
2012-13	Western Michigan Univ. Bulldogs	CCHA	32	9	1	10	29	-	-	-	-	-	-	-	-	-	

IN THE SYSTEM

ROB O'GARA

DEFENSE | 6'4" | 208 LBS. | SHOOTS LEFT

Born: July 6, 1993 in Massapequa NY | 2011 Draft (5th/151st)

Season	Team	League	GP	G	Regular Season							+/-	GP	G	Playoffs			
					A	PTS	PIM	PP	SH	GW	A				PTS	PIM		
2010-11	Milton Academy	USHS	30	2	7	9	22	-	-	-	-	-	-	-	-	-		
2011-12	Milton Academy	USHS	24	5	20	25	NA	-	-	-	-	-	-	-	-	-		
2012-13	Yale University Bulldogs	ECAC	37	0	7	7	32	-	-	-	-	-	-	-	-	-		

BEN SEXTON

CENTER | 5'11" | 200 LBS. | SHOOTS RIGHT

Born: June 6, 1991 in Ottawa ONT | 2009 Draft (5th/206th)

Season	Team	League	GP	G	Regular Season							+/-	GP	G	Playoffs			
					A	PTS	PIM	PP	SH	GW	A				PTS	PIM		
2009-10	Penticton Vees	BCHL	50	13	29	42	83	-	-	-	-	5	1	2	3	4		
2010-11	Clarkson Univ. Golden Knights	ECAC	12	5	3	8	12	-	-	-	-	-	-	-	-	-		
2011-12	Clarkson Univ. Golden Knights	ECAC	27	8	21	29	44	-	-	-	-	-	-	-	-	-		
2012-13	Clarkson Univ. Golden Knights	ECAC	28	5	15	20	70	-	-	-	-	-	-	-	-	-		

WILEY SHERMAN

DEFENSE | 6'6" | 200 LBS. | SHOOTS LEFT

Born: May 24, 1995 in Greenwich CT | 2013 Draft (4th/150th)

Season	Team	League	GP	G	Regular Season							+/-	GP	G	Playoffs			
					A	PTS	PIM	PP	SH	GW	A				PTS	PIM		
2010-11	Hotchkiss School	USHS	23	0	4	4	NA	-	-	-	-	-	-	-	-	-	-	
2011-12	Hotchkiss School	USHS	24	2	5	7	NA	-	-	-	-	-	-	-	-	-	-	
2012-13	Hotchkiss School	USHS	26	4	6	10	32	-	-	-	-	-	-	-	-	-	-	



MINOR LEAGUE AFFILIATES



PROVIDENCE BRUINS

American Hockey League affiliate

Dunkin' Donuts Center
1 LaSalle Square
Providence, Rhode Island 02903

Phone: 401.273.5000
www.providencebruins.com

Owner and Chairman.....H. Larue Renfroe
Chief Executive Officer.....Jeff Fear
President.....Matt Poore
General Manager.....Peter Chiarelli
Assistant General Managers.....Jim Benning, Don Sweeney
Head Coach.....Bruce Cassidy
Assistant Coach.....Kevin Dean
Athletic Trainer.....Mark Grotzinger
Equipment Manager.....Jason Berger
Chief Marketing Officer.....Jeff Hagan
Chief Sales Officer.....Jeff Guarino
Chief Brand Officer.....Nathan Roberts
Vice Presidents of Sales.....Jason DeMaggio, Chris Forrest,
John Savoia, Narin Sundarabhaya, Jeff Verklan
Vice President of Marketing & Client Relations.....Kevin Boryczki
Vice President of Ticketing & Client Relations.....Paul Daniels

Director of Client Relations.....Bill O'Malley
Director of Creative Services.....Josh Lewis
Directors of Sales.....Brent Arnold, Matt Azeredo, Pat Baker,
Andrew Berthod, Brian Branco, Daniel Chizmar, Sean Coughlin,
Rob Fontaine, Erica Frazier
Manager of Client Relations.....Brett Ballou
Manager of Creative Services.....Blair Carroll
Managers of Sales.....Dustin Boucher, Joe Braun, Michael Canaan,
Matt Generali, Ryan McDermott, Jason Santos
Associates of Client Relations.....Kayla Robidoux, David Sbordon,
Tyler Souza
Associates of Sales.....David DeNitto, Emily Dionne, Jeff Frechette,
Charles Manning, John McKeon, Ryan Rawnsley, Jonathan Wade
Dunkin' Donuts Center Executive Director.....Larry Lepore
Dunkin' Donuts Center Operations Director.....Bob Lauro
Seating Capacity.....11,075

BUTCH CASSIDY

HEAD COACH



Bruce Cassidy was named as the tenth head coach in Providence history on June 25, 2011 after serving as the team's assistant coach for the previous three seasons.

He led the Bruins to the best record in the AHL last season in his second year as the head man behind the bench with a 50-21-0-5 record as the league's only team to reach 100 points. His five-year tenure in Providence has yielded a 202-158-13-19 overall mark.

A native of Ottawa, Ontario, Cassidy has a lengthy resume from both his playing and coaching careers. Selected 18th overall by the Chicago Blackhawks in the first round of the 1983 NHL Entry Draft, he played with the Blackhawks and their affiliates from 1985 to 1990, including 36 Chicago games with 4-13=17 NHL totals. He then played three seasons in Europe, suiting up for Alleghe HC in Italy and Kaufbeuren in Germany. He retired with the IHL's Indianapolis Ice in 1996

to accept a head-coaching job with the Jacksonville Lizard Kings of the East Coast Hockey League (ECHL).

Cassidy was promoted to head coach of the team in Indianapolis during the 1998-99 season and went on to coach the ECHL's Trenton Titans and the IHL's Grand Rapids Griffins before being hired as head coach of the Washington Capitals in 2002-03. The Capitals had an overall record of 47-45-9-6 under his tenure.

Cassidy signed with Chicago in June 2004 as an assistant coach, working with the AHL's Norfolk Admirals during the 2004-05 NHL lockout season and then the Blackhawks in 2005-06. He again became a head coach in 2006-07, guiding the OHL's Kingston Frontenacs to a 31-30-7 mark and a trip to the playoffs. His time in Kingston concluded with a two-year record of 33-39-8, bringing his overall head coaching record to 295-253-36-37 in 621 games.

Cassidy resides in Providence, Rhode Island, with his wife Julie and their daughter Shannon.

MINOR LEAGUE AFFILIATES

PROVIDENCE BRUINS 2013-14 SCHEDULE

HOME

Fri.	Oct.	11	Manchester Monarchs	7:05
Fri.	Oct.	18	Springfield Falcons	7:05
Fri.	Oct.	25	Springfield Falcons	7:05
Sun.	Oct.	27	St. John's Icecaps	3:05
Fri.	Nov.	1	Manchester Monarchs	7:05
Sun.	Nov.	10	Hartford Wolf Pack	3:05
Fri.	Nov.	15	Norfolk Admirals	7:05
Sun.	Nov.	17	Portland Pirates	3:05
Fri.	Nov.	22	Bridgeport Sound Tigers	7:05
Sun.	Nov.	24	Springfield Falcons	3:05
Fri.	Dec.	6	Manchester Monarchs	7:05
Sun.	Dec.	8	Portland Pirates	3:05
Fri.	Dec.	13	Portland Pirates	3:05
Fri.	Dec.	20	Springfield Falcons	7:05
Fri.	Jan.	3	Worcester Sharks	7:05
Sun.	Jan.	5	Worcester Sharks	3:05
Fri.	Jan.	10	Syracuse Crunch	7:05
Sun.	Jan.	12	Manchester Monarchs	3:05
Fri.	Jan.	17	Wilkes-Barre/Scranton Penguins	7:05
Sun.	Jan.	19	Wilkes-Barre/Scranton Penguins	3:05
Fri.	Jan.	24	St. John's Icecaps	7:05
Sun.	Jan.	26	St. John's Icecaps	3:05
Sun.	Feb.	9	Springfield Falcons	3:05
Fri.	Feb.	14	St. John's Icecaps	7:05
Sun.	Feb.	16	Hartford Wolf Pack	3:05
Fri.	Feb.	28	Bridgeport Sound Tigers	7:05
Sun.	Mar.	2	Albany Devils	3:05
Fri.	Mar.	7	Worcester Sharks	7:05
Sun.	Mar.	9	Adirondack Phantoms	4:05
Fri.	Mar.	14	Worcester Sharks	7:05
Sun.	Mar.	16	Hartford Wolf Pack	3:05
Fri.	Mar.	21	Hershey Bears	7:05
Sun.	Mar.	23	Worcester Sharks	3:05
Fri.	Apr.	4	Worcester Sharks	7:05
Sun.	Apr.	6	Portland Pirates	3:05
Fri.	Apr.	11	Norfolk Admirals	7:05
Sun.	Apr.	13	Manchester Monarchs	3:05
Fri.	Apr.	18	Manchester Monarchs	7:05

ROAD

Fri.	Oct.	4	St. John's Icecaps	7:30
Sat.	Oct.	5	St. John's Icecaps	7:30
Sat.	Oct.	12	Portland Pirates	7:00
Sat.	Oct.	19	Manchester Monarchs	7:00
Sat.	Nov.	2	Manchester Monarchs	7:00
Fri.	Nov.	8	Hartford Wolf Pack	7:00
Sat.	Nov.	9	Worcester Sharks	7:00
Sat.	Nov.	23	Manchester Monarchs	7:00
Fri.	Nov.	29	Norfolk Admirals	7:30
Sat.	Nov.	30	Norfolk Admirals	7:15
Sun.	Dec.	1	Hershey Bears	5:00
Sat.	Dec.	7	Worcester Sharks	7:00
Sat.	Dec.	14	Bridgeport Sound Tigers	7:00
Sat.	Dec.	21	Portland Pirates	7:00
Thu.	Dec.	26	Worcester Sharks	7:00
Sat.	Dec.	28	Adirondack Phantoms	7:00
Sun.	Dec.	29	Springfield Falcons	3:00
Tue.	Dec.	31	Manchester Monarchs	7:00
Sat.	Jan.	4	Springfield Falcons	7:00
Sat.	Jan.	11	Syracuse Crunch	7:00
Sat.	Jan.	18	Springfield Falcons	7:00
Sat.	Jan.	25	Worcester Sharks	7:00
Fri.	Jan.	31	Hartford Wolf Pack	7:00
Sat.	Feb.	1	Worcester Sharks	7:00
Tue.	Feb.	4	St. John's Icecaps	7:30
Wed.	Feb.	5	St. John's Icecaps	7:30
Sat.	Feb.	8	Manchester Monarchs	7:00
Sat.	Feb.	22	Wilkes-Barre/Scranton Penguins	7:05
Sun.	Feb.	23	Bridgeport Sound Tigers	3:00
Sat.	Mar.	1	Springfield Falcons	7:00
Sat.	Mar.	8	Manchester Monarchs	3:00
Sat.	Mar.	15	Springfield Falcons	7:00
Sat.	Mar.	22	Portland Pirates	7:00
Wed.	Mar.	26	Wilkes-Barre/Scranton Penguins	7:05
Fri.	Mar.	28	Portland Pirates	7:00
Sat.	Apr.	5	Hartford Wolf Pack	7:00
Sat.	Apr.	12	Albany Devils	5:00
Sat.	Apr.	19	Worcester Sharks	7:00

All games are Eastern Standard Time (EST).

MINOR LEAGUE AFFILIATES



SOUTH CAROLINA STINGRAYS

East Coast Hockey League affiliate

North Charleston Coliseum
3300 W. Montague Avenue, Suite A-200
North Charleston, South Carolina 29418

Phone: 843.744.2248
www.stingrayshockey.com

Governor Jonathan Zucker
President Rob Concannon
Head Coach and Director of Hockey Operations Spencer Carbery
Head Scout James Sorrentino
Office Manager Julie Thoennes
Media Specialist/Broadcaster Joseph Zakrzewski
Corporate Sales Representative Brian Mulhern
Director of Ticket Sales Robert McCaffrey

Director of Game Operations Jeff Tyner
Account Executives Erik Agner, Kyle Huckabee, Dee Dee Khoury
Inside Sales Representative Calvin Mundy
Community Relations Manager Mary Ann Harris
Equipment Manager John Williams
Athletic Trainer D. J. Church
Team Colors Red, White and Blue
Seating Capacity 6,712



JYP JYVASKYLA

Finnish SM-League Partner

JYP Jyväskylä Oy
Puistokatu 21
Jyväskylä, Finland 40200

www.jypliiga.fi

Head Coach Marko Virtanen
Coach Harri Laurila
Team Manager Ari-Pekka Siekinen

Equipment Managers Kari Virpio, Kari Jaaskelainen, Pekka Vesamaa
Physiotherapist Vesa Puustinen

2012-13 SEASON IN REVIEW



2012-13 REGULAR SEASON SCORING



No	Player	GP	G	A	PTS	PIM	PP	SH	GW	OT	Shots	%age	+/-
63	Brad Marchand	45	18	18	36	27	4	2	5	-	91	19.8	+23
68	Jaromir Jagr/Dallas	34	14	12	26	20	6	-	2	-	87	16.1	- 5
	/Boston	11	2	7	9	2	-	-	2	-	28	7.1	+ 3
	/Total	45	16	19	35	22	6	-	4	-	115	13.9	- 2
46	David Krejci	47	10	23	33	20	-	-	5	-	93	10.8	+ 1
19	Tyler Seguin	48	16	16	32	16	4	-	2	-	161	9.9	+23
37	Patrice Bergeron	42	10	22	32	18	2	-	3	1	125	8.0	+24
17	Milan Lucic	46	7	20	27	75	-	-	-	-	79	8.9	+ 8
18	Nathan Horton	43	13	9	22	22	-	-	1	-	114	11.4	+ 1
33	Zdeno Chara	48	7	12	19	70	3	-	2	-	119	5.9	+14
49	Rich Peverley	46	6	12	18	16	2	-	-	-	95	6.3	- 9
20	Daniel Paille	46	10	7	17	8	-	2	1	-	70	14.3	+ 3
44	Dennis Seidenberg	46	4	13	17	10	-	-	1	-	83	4.8	+18
27	Dougie Hamilton	42	5	11	16	14	2	-	-	-	83	6.1	+ 4
11	Gregory Campbell	48	4	9	13	41	-	1	-	-	52	7.7	+ 2
21	Andrew Ference	48	4	9	13	35	-	-	-	-	66	6.1	+ 9
23	Chris Kelly	34	3	6	9	16	1	-	-	-	40	7.5	- 8
6	Wade Redden/St. Louis	23	2	3	5	11	-	-	-	-	23	8.7	- 2
	/Boston	6	1	1	2	-	-	-	-	-	5	20.0	Evn
	/Total	29	3	4	7	11	-	-	-	-	28	10.7	- 2
22	Shawn Thornton	45	3	4	7	60	-	-	-	-	55	5.5	+ 1
55	Johnny Boychuk	44	1	5	6	12	-	-	-	-	75	1.3	+ 5
48	Chris Bourque	18	1	3	4	6	-	-	1	-	24	4.2	- 6
16	Kaspars Daugavins/Ottawa	19	1	2	3	9	-	-	-	-	23	4.3	- 7
	/Boston	6	-	1	1	-	-	-	-	-	13	0.0	- 1
	/Total	25	1	3	4	9	-	-	-	-	36	2.8	- 8
54	Adam McQuaid	32	1	3	4	60	-	-	-	-	26	3.8	Evn
38	Jordan Caron	17	1	2	3	4	-	-	-	-	20	5.0	+ 1
34	Carl Soderberg	6	-	2	2	6	-	-	-	-	6	0.0	- 2
43	Matt Bartkowski	11	-	2	2	6	-	-	-	-	9	0.0	Evn
47	Torey Krug	1	-	1	1	-	-	-	-	-	-	0.0	- 1
40	Tuukka Rask	36	-	1	1	-	-	-	-	-	-	- GOAL -	
68	Jamie Tardif	2	-	-	-	-	-	-	-	-	1	0.0	Evn
64	Lane MacDermid	3	-	-	-	10	-	-	-	-	1	0.0	Evn
51	Ryan Spooner	4	-	-	-	-	-	-	-	-	4	0.0	Evn
45	Aaron Johnson	10	-	-	-	10	-	-	-	-	8	0.0	Evn
35	Anton Khudobin	14	-	-	-	4	-	-	-	-	-	- GOAL -	
29	Jay Pandolfo	18	-	-	-	2	-	-	-	-	11	0.0	- 2
	Bench	48				12							
	Boston Totals	48	127	219	346	584	18	5	24	1	1557	8.2	
	Opponent Totals	48	106	177	273	471	21	2	17	3	1374	7.7	

No	Goaltender	GP	MINS	SOG	SVS	SV%	W-L-O	GA	GAA	SO	EN
40	Tuukka Rask	36	2104	980	910	.929	19-10-5	70	2.00	5	5
35	Anton Khudobin	14	803	389	358	.920	9-4-1	31	2.32	1	-
	Boston Totals	48	2923	1374	1268	.923	28-14-6	106	2.18	6	5
	Opponent Totals	48	2923	1557	1430	.918	20-23-5	127	2.61	0	6

2013 PLAYOFF SCORING



No	Player	GP	G	A	PTS	PIM	PP	SH	GW	OT	Shots	%age	+/-
46	David Krejci	22	9	17	26	14	1	-	2	1	56	16.1	+13
17	Milan Lucic	22	7	12	19	14	-	-	-	-	42	16.7	+12
18	Nathan Horton	22	7	12	19	14	2	-	3	-	38	18.4	+20
37	Patrice Bergeron	22	9	6	15	13	4	-	2	2	71	12.7	+ 2
33	Zdeno Chara	22	3	12	15	20	-	-	-	-	55	5.5	+ 7
63	Brad Marchand	22	4	9	13	21	-	-	1	1	57	7.0	+ 4
68	Jaromir Jagr	22	-	10	10	8	-	-	-	1	58	0.0	- 1
20	Daniel Paille	22	4	5	9	-	-	1	3	-	27	14.8	+ 4
19	Tyler Seguin	22	1	7	8	4	-	-	-	-	70	1.4	- 2
55	Johnny Boychuk	22	6	1	7	10	-	-	1	-	63	9.5	+ 4
11	Gregory Campbell	15	3	4	7	11	-	-	1	-	20	15.0	+ 7
47	Torey Krug	15	4	2	6	-	3	-	-	-	34	11.8	+ 5
54	Adam McQuaid	22	2	2	4	10	-	-	1	-	11	18.2	+ 9
22	Shawn Thornton	22	-	4	4	18	-	-	-	-	26	0.0	+ 3
23	Chris Kelly	22	2	1	3	19	-	-	-	-	26	7.7	- 7
27	Dougie Hamilton	7	-	3	3	-	-	-	-	-	11	0.0	Evn
49	Rich Peverley	21	2	-	2	12	1	-	-	-	35	5.7	- 8
6	Wade Redden	5	1	1	2	-	-	-	-	-	9	11.1	+ 2
43	Matt Bartkowski	7	1	1	2	4	-	-	-	-	12	8.3	- 1
21	Andrew Ference	14	-	2	2	4	-	-	-	-	19	0.0	+ 2
44	Dennis Seidenberg	18	-	1	1	4	-	-	-	-	30	0.0	+ 1
34	Carl Soderberg	2	-	-	-	-	-	-	-	-	3	0.0	Evn
16	Kaspars Daugavins	6	-	-	-	2	-	-	-	-	9	0.0	- 1
40	Tuukka Rask	22	-	-	-	-	-	-	-	-	-	-	-
	Bench	22				8							
Boston Totals		22	65	112	177	214	11	1	14	5	782	8.3	
Opponent Totals		22	47	76	123	231	8	2	7	3	762	6.2	

No	Goaltender	GP	MINS	SOG	SVS	SV%	W-L	GA	GAA	SO	EN
40	Tuukka Rask	22	1466	761	715	.940	14-8	46	1.88	3	1
Boston Totals		22	1473	762	715	.938	14-8	47	1.91	3	1
Opponent Totals		22	1473	782	717	.917	8-14	65	2.65	0	2



Credit Brian Babineau/NHLI via Getty Images

David Krejci led the league in playoff scoring with his second post-season scoring title in three years (2011).



Credit Brian Babineau/NHLI via Getty Images

Tuukka Rask had three playoff shutouts and established a club record for home shutout minutes at 193:16.

2012-13 GAME-BY-GAME RESULTS



Gm	Date	Opponent	Score	Home	Road	Overall	Notes
1	1-19-13	NY Rangers	W 3-1	1-0-0		1-0-0	Chris Bourque played first game as a Bruin, joining father Ray as fifth father-son combo in team history
2	1-21-13	Winnipeg**	W 2-1	2-0-0		2-0-0	Shootout win (Patrice Bergeron deciding goal)
3	1-23-13	at NY Rangers*	O 3-4		0-0-1	2-0-1	NYR's Marian Gaborik, GWG at 0:27 of OT to complete hat trick
4	1-25-13	NY Islanders	W 4-2	3-0-0		3-0-1	--
5	1-28-13	at Carolina	W 5-3		1-0-1	4-0-1	Zdeno Chara, 1G/2A; Best 5-gm start since 1990-91
6	1-29-13	New Jersey**	W 2-1	4-0-0		5-0-1	Shootout win (Brad Marchand deciding goal); Tyler Seguin's shoot-out goal redone after a fan threw an item of food onto the ice during his first shot
7	1-31-13	Buffalo	L 4-7	4-1-0		5-1-1	Buf's Thomas Vanek, 3G/2A; Brad Marchand, 2G; Snapped 43-gm streak of wins when having a 2-goal lead in a game
8	2-2-13	at Toronto	W 1-0		2-0-1	6-1-1	Tuukka Rask, 21 saves
9	2-6-13	at Montreal	W 2-1		3-0-1	7-1-1	Matches best 9-game start in team history w/15 points
10	2-10-13	at Buffalo	W 3-1		4-0-1	8-1-1	Best 10-game start in team history w/17 of 20 points
11	2-12-13	NY Rangers**	O 3-4	4-1-1		8-1-2	Bos, 2G in 0:48 of third period to tie game w/goalie Tuukka Rask pulled (first time since 10/24/09 vs. Ott); Shootout loss
12	2-15-13	at Buffalo	L 2-4		4-1-1	8-2-2	--
13	2-17-13	at Winnipeg	W 3-2		5-1-1	9-2-2	--
14	2-21-13	at Tampa Bay	W 4-2		6-1-1	10-2-2	Nathan Horton, 2G; 0 PP opportunities
15	2-24-13	at Florida	W 4-1		7-1-1	11-2-2	--
16	2-26-13	at NY Islanders	W 4-1		8-1-1	12-2-2	--
17	2-28-13	Ottawa*	W 2-1	5-1-1		13-2-2	Patrice Bergeron, GWG at 3:38 of OT; Boston, 46 SOG
18	3-2-13	Tampa Bay	W 3-2	6-1-1		14-2-2	Tampa Bay scored first 2G, Boston scored last 3G
19	3-3-13	Montreal	L 3-4	6-2-1		14-3-2	Patrice Bergeron, 1G/2A; Brad Marchand, 3A; 3G in 1:06 of 1st period (Mtl 9:57; Bos 10:47; Mtl 11:03)
20	3-5-13	at Washington*	O 3-4		8-1-2	14-3-3	Boston scored first 3G; Washington scored last 4G including Eric Fehr's GWG at 0:37 of OT
21	3-7-13	Toronto	W 4-2	7-2-1		15-3-3	Tyler Seguin, 2G/1A; Patrice Bergeron, 1G/2A
22	3-9-13	Philadelphia	W 3-0	8-2-1		16-3-3	Tuukka Rask, 23 saves; Boston, 3G in 2:18 of 1st period (11:53, 13:28 & 14:11)
23	3-11-13	at Ottawa**	W 3-2		9-1-2	17-3-3	Shootout win (David Krejci deciding goal)
24	3-12-13	at Pittsburgh	L 2-3		9-2-2	17-4-3	Boston scored first 2G; Pittsburgh scored last 3G
25	3-14-13	Florida	W 4-1	9-2-1		18-4-3	Patrice Bergeron, 2G
26	3-16-13	Washington	W 4-1	10-2-1		19-4-3	Nathan Horton & David Krejci, 1G/2A each; Milan Lucic, 3A
27	3-17-13	at Pittsburgh	L 1-2		9-3-2	19-5-3	--
28	3-19-13	at Winnipeg	L 1-3		9-4-2	19-6-3	--
29	3-21-13	at Ottawa	W 2-1		10-4-2	20-6-3	Ottawa, 0 PP opportunities
30	3-23-13	at Toronto	L 2-3		10-5-2	20-7-3	--
31	3-25-13	Toronto	W 3-2	11-2-1		21-7-3	Shootout win (Patrice Bergeron deciding goal)
32	3-27-13	Montreal**	O 5-6	11-2-2		21-7-4	Patrice Bergeron, 1G/3A; Tyler Seguin, 1G/2A; 2G in 0:39 of 2nd period (Mtl 2:53; Bos 3:32); Boston, 2G in 0:35 of 2nd period (17:01 & 17:36); 2G in 0:28 of 3rd period (Bos 11:50; Mtl 12:18); Shootout loss
33	3-30-13	at Philadelphia	L 1-3		10-6-2	21-8-4	Allowed 1st 2G of game for 4th straight game
34	3-31-13	at Buffalo	W 2-0		11-6-2	22-8-4	Anton Khudobin, 26 saves
35	4-2-13	Ottawa	W 3-2	12-2-2		23-8-4	Boston, 50 SOG including 22 SOG in 1st period; 97 combined SOG in game)
36	4-4-13	New Jersey	W 1-0	13-2-2		24-8-4	Tuukka Rask, 40 saves; Jaromir Jagr, GWG 1st G as a Bruin
37	4-6-13	at Montreal	L 1-2		11-7-2	24-9-4	--
38	4-8-13	Carolina	W 6-2	14-2-2		25-9-4	Brad Marchand, 2G; Dennis Seidenberg, 3A; Carolina, 2G in 0:45 of 3rd period (10:03 & 10:48)
39	4-10-13	at New Jersey	W 5-4		12-7-2	26-9-4	Gregory Campbell, 2G; Johnny Boychuk, unsuccessful penalty shot; 3 SHG in game (Bos 2; NJ 1)
40	4-11-13	NY Islanders	L 1-2	14-3-2		26-10-4	--
41	4-13-13	at Carolina	L 2-4		12-8-2	26-11-4	--
42	4-17-13	Buffalo**	O 2-3	14-3-3		26-11-5	Shootout loss
43	4-20-13	Pittsburgh	L 2-3	14-4-3		26-12-5	Game postponed from 4/19 due to Marathon bombing manhunt
44	4-21-13	Florida	W 3-0	15-4-3		27-12-5	Tuukka Rask, 28 saves
45	4-23-13	at Philadelphia	L 2-5		12-9-2	27-13-5	Philadelphia, 2G in 0:07 of 2nd period (11:24 & 11:31)
46	4-25-13	Tampa Bay	W 2-0	16-4-3		28-13-5	Tuukka Rask, 30 saves; Game rescheduled from Feb. 9 (blizzard)
47	4-27-13	at Washington*	O 2-3		12-9-3	28-13-6	Boston scored first 2G; Washington scored last 3G; including Eric Fehr's GWG at 3:23 of OT; Washington, 3 PPG
48	4-28-13	Ottawa	L 2-4	16-5-3		28-14-6	Boston, 2G in 0:18 (19:56 of second period; 0:14 of third period); Game rescheduled from 4/15 due to Marathon tragedy

2013 PLAYOFF GAME-BY-GAME RESULTS



Gm	Date	Opponent	Score	Home	Road	Overall	Notes
CQF1	5-1-13	Toronto	W 4-1	1-0		1-0	David Krejci, 1G/2A; Largest margin of victory since game 7 vs Vancouver on 6/15/11
CQF2	5-4-13	Toronto	L 2-4	1-1		1-1	--
CQF3	5-6-13	at Toronto	W 5-2		1-0	2-1	David Krejci, 1G/2A; Milan Lucic, 3A; 2G in 0:50 of second period (Toronto 13:45; Boston 14:35); Toronto, 47 SOG
CQF4	5-8-13	at Toronto*	W 4-3		2-0	3-1	David Krejci, 3G including GWG at 13:06 of OT; Zdeno Chara, 4A; 2G in 0:44 of second period (Boston 16:39; Toronto 17:23); 93 SOG in game (Boston 45; Toronto 48)
CQF5	5-10-13	Toronto	L 1-2	1-2		3-2	--
CQF6	5-12-13	at Toronto	L 1-2		2-1	3-3	--
CQF7	5-13-13	Toronto*	W 5-4	2-2		4-3	Patrice Bergeron, 2G/1A including GWG at 6:05 of OT; Trailing 1-4 at 9:18 of third period for first 3-goal comeback since Apr. 11, 1990 vs. Hartford; Boston 2G in 0:34 of third period w/goaltender pulled for extra attacker; First team in NHL history to overcome 3-goal third period deficit in a game seven to win
CSF1	5-16-13	NY Rangers*	W 3-2	3-2		5-3	Brad Marchand, GWG at 15:40 of OT
CSF2	5-19-13	NY Rangers	W 5-2	4-2		6-3	Torey Krug, 4th Bruin in club history to score goals in each of his 1st 2 career playoff games
CSF3	5-21-13	at NY Rangers	W 2-1		3-1	7-3	--
CSF4	5-23-13	at NY Rangers*	L 3-4		3-2	7-4	NYR's Chris Kreider, GWG at 7:03 of OT
CSF5	5-25-13	NY Rangers	W 3-1	5-2		8-4	Gregory Campbell, 2G
CF1	6-1-13	at Pittsburgh	W 3-0		4-2	9-4	Tuukka Rask, 29 saves; Nathan Horton, 1G/2A; David Krejci, 2G
CF2	6-3-13	at Pittsburgh	W 6-1		5-2	10-4	Brad Marchand, 2G
CF3	6-5-13	Pittsburgh*	W 2-1	6-2		11-4	Patrice Bergeron, GWG at 35:19 of OT; Pittsburgh, 54 SOG
CF4	6-7-13	Pittsburgh	W 1-0	7-2		12-4	Tuukka Rask, 26 saves; Adam McQuaid scored game's only goal at 5:01 of third period; 14th sweep in club history; 2GA club record for fewest allowed in 4-game series
F1	6-12-13	at Chicago*	L 3-4		5-3	12-5	Chi's Andrew Shaw, GWG at 52:08 of OT; Milan Lucic, 2G/1A; 117 SOG (Boston 54, Chicago 63); 5th longest game in SCF history & 4th longest in team history
F2	6-15-13	at Chicago*	W 2-1		6-3	13-5	Daniel Paille, GWG at 13:48 of OT
F3	6-17-13	Chicago	W 2-0	8-2		14-5	Tuukka Rask, 28 saves
F4	6-19-13	Chicago*	L 5-6	8-3		14-6	Chi's Brent Seabrook, GWG at 9:51 of OT; Patrice Bergeron, 2G; Tuukka Rask, club record home playoff shutout streak at 193:16
F5	6-22-13	at Chicago	L 1-3		7-4	14-7	--
F6	6-24-13	Chicago	L 2-3	8-4		14-8	Chi, 2G in 0:17 of third period (GTG 18:44; GWG 19:01)



Credit: Brian Babineau-NHLI via Getty Images

2012-13 SEASON NOTABLES



TEAM RECORDS:

	W	L	T
Home record	16	5	3
Road record	12	9	3
Overall record	28	14	6
Vs. Eastern Conference	28	14	6
Vs. Northeast Division	10	6	2
Vs. Atlantic Division	7	6	2
Vs. Southeast Division	11	2	2
Scoring first goal of game	19	4	3
Allowing first goal of game	9	10	3
Leading after first period	13	2	2
Trailing after first period	2	7	3
Tied after first period	13	5	1
Leading after second period	15	4	4
Trailing after second period	3	7	2
Tied after second period	10	3	0
Outshooting opponents	19	10	4
Opponents outshoot	7	4	2
Shots tied	2	0	0
One-goal decisions	13	13	
Two-goal decisions	7	5	
Three-goal decisions	6	2	
Four-plus goal decisions	1	0	
5-Minute overtime	1	3	
Shootouts	4	3	
Leading a game 2-0	12	1	2
Leading a game by 2 goals	16	2	3
Leading a game 3-0	4	0	1
Leading a game by 3 goals	8	0	1
Trailing a game 0-2	3	4	3
Trailing a game by 2 goals	3	8	3
Trailing a game 0-3	0	1	1
Trailing a game by 3 goals	0	3	1
Vs. Original Six clubs	5	3	3
Matinees	6	3	0
Taking 30-or-more shots	14	11	5
Allowing 30-or-more shots	11	5	3
Scoring a power play goal	8	5	3
Scoring multiple-power play goals	2	0	0
Allowing a power play goal	5	7	3
Allowing multiple-power play goals	1	2	2
Game one of back-to-back sets	5	2	1
Game two of back-to-back sets	3	5	0
Game one of 3-in-4-nights series	9	2	0
Game two of 3-in-4-nights series	7	3	1
Game three of 3-in-4-nights series	1	9	1

2012-13 SEASON FUN FACTS:

- The Bruins faced two goaltenders in a game on two occasions and were 1-0-1 in those games.
- Boston used two goaltenders in a game in two contests and were 0-2-0 in those games.
- The Bruins scored five shorthanded goals this season, which tied for the fourth-highest total in the league ... They allowed two shorthanded scores which tied for the third-lowest allowed in the NHL.
- The Bruins scored two shorthanded goals on Apr. 10 at New Jersey and there were three shorthanded scores total in that game, as the Devils scored one.
- Both of Boston's penalty shots taken this season were shorthanded attempts, with Brad Marchand scoring on Washington's Braden Holtby on Mar. 5 and Johnny Boychuk unsuccessful vs. New Jersey's Martin Brodeur on Apr. 10.
- The Bruins were not shut out in a game this season ... It was the fifth season in team history in which they were not blanked, joining 1929-30 (44 games), 1973-74 (78 games), 1978-79 and 1982-83 (80 games each).
- The Bruins played seven games to shootout this season and they were 4-3 in those games.
- Patrice Bergeron scored two of the deciding goals in those games, while Brad Marchand and David Krejci had one deciding goal each.
- The Bruins had three stretches this season of 20-or-more consecutive kills ... They opened the season on a 24 for 24 streak which was their best season-opening PK stretch since 2001-02; and they had 27 consecutive kills twice, from Feb. 6-28 and Mar. 3-19, which were their longest such streaks since Mar. 1-11, 2007 when they had 28.
- They allowed two power play goals in each of three straight games from Mar. 13-19, which was the first time they allowed multiple power play goals in three straight games since Dec. 3-7, 2005.
- The Bruins had multiple power play goal games on two occasions this season with a 2-0-0 mark in those contests ... Their season-high for power play goals in a game was two in Carolina on Jan. 28 and vs. Tampa Bay on Mar. 2 ... They were 8-5-3 overall when scoring a power play goal in a game.
- The Bruins were awarded two opportunities or fewer in 26 games this season, including not having a power play opportunity in two games - on Feb. 21 at Tampa Bay and Mar. 31 at Buffalo.
- They did not allow a power play opportunity once, on Mar. 21 in Ottawa.
- The Bruins were awarded two penalty shots this season with Brad Marchand scoring on Washington's Braden Holtby on Mar. 5 and Johnny Boychuk unsuccessful on New Jersey's Martin Brodeur on Apr. 10 ... Both shots were short-handed attempts.
- They did not face a penalty shot attempt this season which was the first season since 1999-2000 in which they did not face a penalty shot.
- The Bruins opened their season with a 9-1-2 record in their first 12 road games which was the best 12-game road start in their history.
- The Bruins had a nine-game home point streak at 8-0-1 from Mar. 7-Apr. 8, which was their longest home point streak since they went 9-0-1 from Nov. 1-Dec. 3, 2011.
- The Bruins scored twice with the goaltender pulled for an extra attacker to send the game into overtime on Feb. 12 vs. the NY Rangers ... It was the first time they had accomplished that feat since Oct. 24, 2009 vs. Ottawa.
- The Bruins went seven games without a first period goal between Mar. 19-31, which was their longest single-period stretch without a goal since they went seven games between second period scores from Mar. 4-15, 2008.
- The Bruins did not score a hat trick this season which was the first season that had occurred since 1996-97.
- Nathan Horton scored a "Gordie Howe hat trick" (goal, assist and fight), the first of his career, on Mar. 16 vs. Washington.
- They allowed two hat tricks, by NY Rangers' Marian Gaborik on Jan. 23 in New York and by Buffalo's Thomas Vanek on Jan. 31.

2013 PLAYOFF NOTABLES



TEAM RECORDS:

	W	L
Home record	8	4
Road record	6	4
Overall record	14	8
Conference Quarterfinal Series	4	3
Conference Semifinal Series	4	1
Conference Final Series	4	0
Stanley Cup Final	2	4
Scoring first goal of game	9	4
Allowing first goal of game	5	4
Leading after first period	5	2
Trailing after first period	3	1
Tied after first period	6	4
Leading after second period	7	2
Trailing after second period	2	4
Tied after second period	5	2
Outshooting opponents	8	5
Opponents outshoot	6	3
One-goal decisions	7	6
Two-goal decisions	2	2
Three-goal decisions	4	0
Four-plus goal decisions	1	0
Single Overtime	4	2
Double Overtime	1	0
Triple Overtime	0	1
Leading a game 2-0	4	2
Leading a game by 2 goals	7	2
Leading a game 3-0	2	0
Leading a game by 3 goals	5	0
Trailing a game 0-2	1	3
Trailing a game by 2 goals	1	3
Trailing a game by 3 goals	1	0
Taking 30-or-more shots	11	6
Allowing 30-or-more shots	6	7
Scoring a power play goal	5	3
Scoring multiple-power play goals	1	2
Allowing a power play goal	4	3
Allowing multiple-power play goals	1	0
Game one of back-to-back sets	0	1
Game two of back-to-back sets	1	0
Game one of 3-in-4-nights series	0	1
Game two of 3-in-4-nights series	0	1
Game three of 3-in-4-nights series	1	0

2013 PLAYOFF FUN FACTS:

- The Bruins became the first team in NHL history to win a game seven when they had trailed by three goals in the third period of that game.
- Boston trailed Toronto by a 4-1 score at the 9:18 mark of the third period of that game when Nathan Horton scored to start their comeback ... Milan Lucic (18:38) and Patrice Bergeron (19:09) scored to tie the game with Tuukka Rask pulled for an extra attacker and Bergeron then won the contest at 6:05 of overtime.
- There were 14 goals scored in the first two minutes of a period in a Boston playoff game ... The Bruins scored seven of those goals, Toronto had five and the NY Rangers netted two.
- The Bruins shut out their opponent three times during the post-season with Tuukka Rask recording his first three career playoff shutouts ... Two came in the Conference Final vs. the Penguins, by a 3-0 score on June 1 in game one of that series (128:47 shutout span) and a 1-0 score on June 7 in game four (149:36 shutout span) ... The third came vs. Chicago in game three of the Stanley Cup Final on June by a 2-0 score on June 17 (129:14 shutout streak).
- The Bruins played a post-season club record eight games to overtime with a 5-3 record.
- The five overtime wins were a new club record for one playoff year, passing the four in both 1978 and 2011.
- Patrice Bergeron scored two overtime goals, giving him three career playoff overtime goals which ties the club record held by Mel Hill and Terry O'Reilly.
- The 95:19 total time of their game three 2-1 CF win vs. Pittsburgh was the seventh-longest game in team history ... Eight Bruins played 30+ minutes in that game, led by Zdeno Chara's 42:05.
- That was surpassed by 112:08 of play in a 4-3 game one loss in the SCF in Chicago, which was the fourth-longest game in club annals and fifth-longest in Final history ... Nine Bruins played 30+ minutes in that contest, led by Dennis Seidenberg's 48:36.
- The Bruins took 40-or-more shots in eight of their 22 games with their post-season high 54 in Chicago in game one of the SCF ... That was their most in a playoff game since 1998.
- They allowed 40-or-more shots in five games with that high 63 by Chicago in game one of the SCF ... That was the most shots the Bruins had ever officially allowed in a post-season game, as shots were not kept as an official NHL stat until the 1955-56 season ... Newspaper accounts list 112 shots by Toronto vs. Boston in a 6OT loss in 1933).
- The Bruins held Pittsburgh to just two goals in their four-game CF series win ... That was the fewest the Bruins have ever allowed in a four-game series, besting the five they allowed to the Montreal Maroons in the 1930 SF and to Toronto in the 1969 QF series.
- The Bruins received 42 of their 177 points in the playoffs from defensemen (23.7%), including 17 of their 65 goals (26.2%).
- Defensemen Matt Bartkowski and Torey Krug both scored their first career NHL goals in his post-season, becoming the ninth and tenth players in team history to score a playoff goal before a regular season tally and the third set of players to do so in the same playoff year (Greg Hawgood and Bruce Shoenbottom, 1988; Bob Beers and John Byce, 1990).
- Krug became the first rookie defenseman in NHL history to score four goals in his first five career post-season games.
- Zdeno Chara had four assists on May 8 in game four of the CQF series vs. Toronto ... It was the most assists by a Bruin in a playoff game since Vladimir Ruzicka had four on May 3, 1991 vs. Pittsburgh.
- The Bruins had a penalty kill streak of 30 straight kills spanning nine playoff games ... They allowed a power play goal to the NY Rangers in game five of their CSF series and killed their next 30 times short until game four of the Stanley Cup Final vs. Chicago.
- 14 Bruins combined for 36 multiple-point games during the post-season, led by David Krejci's seven.

BRUINS vs. SABRES



At Boston

Jan. 31: Buf 7 at Bos 4 (GW: Hodgson)
Apr. 17: Buf 3 at Bos 2 (SO: Stafford)

Bruins	GP	G	A	PTS	PIM	PP	SH
David Krejci	5	2	3	5	-	-	-
Brad Marchand	5	3	-	3	2	-	-
Rich Peverley	5	2	1	3	2	-	-
Chris Kelly	4	1	2	3	-	-	-
Patrice Bergeron	5	1	2	3	2	1	-
Nathan Horton	5	1	2	3	4	-	-
Daniel Paille	5	1	2	3	-	-	-
Dougie Hamilton	5	1	1	2	-	1	-
Milan Lucic	5	1	1	2	6	-	-
Andrew Ference	5	-	2	2	4	-	-
Tyler Seguin	5	-	2	2	2	-	-
Dennis Seidenberg	5	-	2	2	2	-	-
Matt Bartkowski	1	-	1	1	2	-	-
Chris Bourque	2	-	1	1	-	-	-
Jordan Caron	1	-	-	-	-	-	-
Jaromir Jagr	1	-	-	-	-	-	-
Lane MacDermid	1	-	-	-	-	-	-
Jay Pandolfo	1	-	-	-	-	-	-
Wade Redden	1	-	-	-	-	-	-
Adam McQuaid	3	-	-	-	4	-	-
Johnny Boychuk	5	-	-	-	-	-	-
Gregory Campbell	5	-	-	-	17	-	-
Zdeno Chara	5	-	-	-	6	-	-
Shawn Thornton	5	-	-	-	5	-	-

Bruins	GP	MINS	W-L-O	GA	GAA	SV%
Anton Khudobin	4	243	2-1-1	7	1.73	.936
Tuukka Rask	1	59	0-1-0	6	6.12	.806

By Period	1	2	3	OT	Total
Goals	2	6	5	0	13
Shots	64	61	58	4	187

Power Play: 15.4% (2/13)
Penalty Kill: 84.2% (16/19)

At Buffalo

Feb. 10: Bos 3 at Buf 1 (GW: Bergeron)
Feb. 15: Bos 2 at Buf 4 (GW: Ehrhoff)
Mar. 31: Bos 2 at Buf 0 (GW: Krejci)

Sabres	GP	G	A	PTS	PIM	PP	SH
Thomas Vanek	4	4	3	7	-	2	-
Tyler Ennis	5	2	4	6	-	-	-
Cody Hodgson	5	3	2	5	2	1	-
Christian Ehrhoff	5	1	3	4	2	-	-
Drew Stafford	5	1	3	4	2	-	-
Jason Pominville	4	1	2	3	-	-	-
Tyler Myers	3	1	1	2	4	-	-
Marcus Foligno	5	-	2	2	-	-	-
Jochen Hecht	5	-	2	2	2	-	-
Alexander Sulzer	3	1	-	1	2	-	-
Mikhail Grigorenko	2	-	1	1	-	-	-
Mike Weber	4	-	1	1	6	-	-
Nathan Gerbe	5	-	1	1	-	-	-
Matt Ellis	1	-	-	-	-	-	-
Cody McCormick	1	-	-	-	-	-	-
Adam Purdy	1	-	-	-	-	-	-
Chad Ruhwedel	1	-	-	-	-	-	-
Brian Flynn	2	-	-	-	-	-	-
Kevin Porter	2	-	-	-	-	-	-
Mark Pysyk	2	-	-	-	-	-	-
Jordan Leopold	3	-	-	-	2	-	-
Robyn Regehr	3	-	-	-	-	-	-
Patrick Kaleta	4	-	-	-	5	-	-
Steve Ott	5	-	-	-	6	-	-
John Scott	5	-	-	-	7	-	-
Andrej Sekera	5	-	-	-	-	-	-

Sabres	GP	MINS	W-L-O	GA	GAA	SV%
Ryan Miller	5	301	3-2-0	12	2.39	.935

By Period	1	2	3	OT	Total
Goals	2	4	8	0	14
Shots	47	46	44	5	142

Power Play: 15.8% (3/19)
Penalty Kill: 84.6% (11/13)

BRUINS vs. HURRICANES



At Boston

Apr. 8: Car 2 at Bos 6 (GW: Marchand)

Bruins	GP	G	A	PTS	PIM	PP	SH
Brad Marchand	2	3	-	3	2	-	1
Nathan Horton	3	2	1	3	-	-	-
Tyler Seguin	3	2	1	3	-	1	-
Zdeno Chara	3	1	2	3	7	1	-
Andrew Ference	3	1	2	3	-	-	-
Jaromir Jagr	2	-	3	3	-	-	-
Dennis Seidenberg	3	-	3	3	-	-	-
David Krejci	3	1	1	2	-	-	-
Milan Lucic	3	1	1	2	7	-	-
Rich Peverley	3	1	1	2	2	-	-
Dougie Hamilton	2	-	2	2	-	-	-
Gregory Campbell	3	-	2	2	5	-	-
Jordan Caron	2	1	-	1	-	-	-
Patrice Bergeron	1	-	1	1	4	-	-
Matt Bartkowski	2	-	1	1	-	-	-
Johnny Boychuk	3	-	1	1	-	-	-
Shawn Thornton	3	-	1	1	5	-	-
Chris Bourque	1	-	-	-	2	-	-
Kaspars Daugavins	1	-	-	-	-	-	-
Aaron Johnson	1	-	-	-	2	-	-
Adam McQuaid	1	-	-	-	-	-	-
Chris Kelly	3	-	-	-	2	-	-
Daniel Paille	3	-	-	-	-	-	-

Bruins	GP	MINS	W-L-O	GA	GAA	SV%
Tuukka Rask	2	120	1-1-0	5	2.51	.937
Anton Khudobin	1	60	1-0-0	3	3.00	.906

By Period	1	2	3	OT	Total
Goals	6	4	3	-	13
Shots	24	34	46	-	104

Power Play: 22.2% (2/9)
Penalty Kill: 80.0% (8/10)

At Carolina

Jan. 28: Bos 5 at Car 3 (GW: Krejci)
 Apr. 13: Bos 2 at Car 4 (GW: Corvo)

Hurricanes	GP	G	A	PTS	PIM	PP	SH
Alexander Semin	2	-	4	4	-	-	-
Jordan Staal	3	-	4	4	-	-	-
Jiri Tlustý	3	2	1	3	-	-	-
Eric Staal	3	1	2	3	4	-	-
Jeff Skinner	3	2	-	2	2	1	-
Drayson Bowman	2	1	-	1	-	-	-
Joe Corvo	3	1	-	1	-	1	-
Patrick Dwyer	3	1	-	1	2	-	-
Jamie McBain	3	1	-	1	-	-	-
Brett Bellemore	1	-	1	1	-	-	-
Justin Faulk	1	-	1	1	-	-	-
Marc-Andre Bergeron	2	-	1	1	-	-	-
Riley Nash	2	-	1	1	2	-	-
Tim Gleason	3	-	1	1	7	-	-
Nicolas Blanchard	1	-	-	-	5	-	-
Jussi Jokinen	1	-	-	-	-	-	-
Joni Pitkanen	1	-	-	-	-	-	-
Tim Brent	2	-	-	-	-	-	-
Zac Dalpe	2	-	-	-	-	-	-
Tuomo Ruutu	2	-	-	-	-	-	-
Kevin Westgarth	2	-	-	-	5	-	-
Jay Harrison	3	-	-	-	9	-	-
Chad LaRose	3	-	-	-	2	-	-
Bobby Sanguinetti	3	-	-	-	-	-	-

Hurricanes	GP	MINS	W-L-O	GA	GAA	SV%
Justin Peters	2	68	1-0-0	4	3.53	.882
Cam Ward	1	60	0-1-0	4	4.02	.892
Dan Ellis	1	52	0-1-0	4	4.62	.875

By Period	1	2	3	OT	Total
Goals	2	3	4	-	9
Shots	46	33	33	-	112

Power Play: 20.0% (2/10)
Penalty Kill: 77.8% (7/9)

BRUINS vs. PANTHERS



At Boston

Mar. 14: Fla 1 at Bos 4 (GW: Bergeron)
Apr. 21: Fla 0 at Bos 3 (GW: Jagr)

Bruins	GP	G	A	PTS	PIM	PP	SH
Brad Marchand	3	1	3	4	-	-	-
Patrice Bergeron	3	2	1	3	-	-	-
Daniel Paille	3	1	2	3	-	-	1
Tyler Seguin	3	-	3	3	-	-	-
Zdeno Chara	3	2	-	2	4	-	-
Chris Kelly	2	1	1	2	2	1	-
Shawn Thornton	3	1	1	2	-	-	-
David Krejci	3	-	2	2	-	-	-
Jaromir Jagr	1	1	-	1	-	-	-
Dougie Hamilton	3	1	-	1	-	-	-
Milan Lucic	3	1	-	1	14	-	-
Chris Bourque	1	-	1	1	-	-	-
Adam McQuaid	1	-	1	1	-	-	-
Carl Soderberg	1	-	1	1	-	-	-
Nathan Horton	2	-	1	1	2	-	-
Gregory Campbell	3	-	1	1	-	-	-
Jordan Caron	1	-	-	-	-	-	-
Aaron Johnson	1	-	-	-	-	-	-
Jay Pandolfo	1	-	-	-	-	-	-
Wade Redden	1	-	-	-	-	-	-
Johnny Boychuk	3	-	-	-	-	-	-
Andrew Ference	3	-	-	-	-	-	-
Rich Peverley	3	-	-	-	2	-	-
Dennis Seidenberg	3	-	-	-	-	-	-

Bruins	GP	MINS	W-L-O	GA	GAA	SV%
Tuukka Rask	3	180	3-0-0	2	0.67	.978

By Period	1	2	3	OT	Total
Goals	5	2	4	-	11
Shots	34	41	28	-	103

Power Play: 20.0% (1/5)
Penalty Kill: 100.0% (8/8)

At Florida

Feb. 24: Bos 4 at Fla 1 (GW: Chara)

Panthers	GP	G	A	PTS	PIM	PP	SH
Tomas Kopecky	2	1	-	1	-	-	-
Shawn Matthias	3	1	-	1	-	-	1
Tomas Fleischmann	3	-	1	1	-	-	-
Drew Shore	3	-	1	1	-	-	-
Nick Bjugstad	1	-	-	-	-	-	-
T. J. Brennan	1	-	-	-	-	-	-
Quinton Howden	1	-	-	-	-	-	-
Alex Petrovic	1	-	-	-	-	-	-
Greg Rallo	1	-	-	-	-	-	-
Jonathan Rheault	1	-	-	-	-	-	-
Scott Timmins	1	-	-	-	-	-	-
Scottie Upshall	1	-	-	-	-	-	-
Stephen Weiss	1	-	-	-	-	-	-
Nolan Yorkman	1	-	-	-	-	-	-
Erik Gudbranson	2	-	-	-	2	-	-
Filip Kuba	2	-	-	-	2	-	-
Dmitry Kulikov	2	-	-	-	-	-	-
Peter Mueller	2	-	-	-	-	-	-
Colby Robak	2	-	-	-	-	-	-
Mike Santorelli	2	-	-	-	-	-	-
Jerred Smithson	2	-	-	-	-	-	-
Tyson Strachan	2	-	-	-	-	-	-
Mike Weaver	2	-	-	-	-	-	-
Brian Campbell	3	-	-	-	2	-	-
Marcel Goc	3	-	-	-	-	-	-
Jonathan Huberdeau	3	-	-	-	2	-	-
George Parros	3	-	-	-	-	-	-
Jack Skille	3	-	-	-	-	-	-

Panthers	GP	MINS	W-L-O	GA	GAA	SV%
Jacob Markstrom	2	119	0-2-0	5	2.53	.928
Scott Clemmensen	1	59	0-1-0	3	3.03	.903

By Period	1	2	3	OT	Total
Goals	1	1	0	-	2
Shots	32	29	32	-	93

Power Play: 0.0% (0/8)
Penalty Kill: 80.0% (4/5)

BRUINS vs. CANADIENS



At Boston

Mar. 3: Mtl 4 at Bos 3 (GW: Desharnais)
 Mar. 27: Mtl 6 at Bos 5 (SO: Gallagher)

Bruins	GP	G	A	PTS	PIM	PP	SH
Tyler Seguin	4	3	4	7	2	-	-
Patrice Bergeron	3	2	5	7	-	1	-
Brad Marchand	3	1	4	5	2	-	-
David Krejci	4	1	2	3	2	-	-
Dougie Hamilton	4	2	-	2	4	-	-
Daniel Paille	3	1	-	1	-	-	-
Nathan Horton	4	1	-	1	2	-	-
Torey Krug	1	-	1	1	-	-	-
Johnny Boychuk	3	-	1	1	2	-	-
Milan Lucic	4	-	1	1	13	-	-
Rich Peverley	4	-	1	1	-	-	-
Matt Bartkowski	1	-	-	-	-	-	-
Chris Bourque	1	-	-	-	-	-	-
Jordan Caron	1	-	-	-	-	-	-
Kaspars Daugavins	1	-	-	-	-	-	-
Jaromir Jagr	1	-	-	-	-	-	-
Aaron Johnson	1	-	-	-	2	-	-
Lane MacDermid	1	-	-	-	-	-	-
Ryan Spooner	1	-	-	-	-	-	-
Jamie Tardif	1	-	-	-	-	-	-
Chris Kelly	2	-	-	-	2	-	-
Adam McQuaid	2	-	-	-	4	-	-
Jay Pandolfo	3	-	-	-	-	-	-
Shawn Thornton	3	-	-	-	-	-	-
Gregory Campbell	4	-	-	-	5	-	-
Zdeno Chara	4	-	-	-	21	-	-
Andrew Ference	4	-	-	-	8	-	-
Dennis Seidenberg	4	-	-	-	-	-	-

Bruins	GP	MINS	W-L-O	GA	GAA	SV%
Tuukka Rask	4	243	1-2-1	12	2.96	.885

By Period	1	2	3	OT	Total
Goals	1	7	3	0	11
Shots	27	55	39	4	125

Power Play: 9.1% (1/11)
Penalty Kill: 76.5% (13/17)

At Montreal

Feb. 6: Bos 2 at Mtl 1 (GW: Krejci)
 Apr. 6: Bos 1 at Mtl 2 (GW: Ryder)

Canadiens	GP	G	A	PTS	PIM	PP	SH
P. K. Subban	4	2	4	6	4	1	-
Tomas Plekanec	4	1	5	6	-	1	-
Michael Ryder	3	3	1	4	2	1	-
David Desharnais	4	2	1	3	-	-	-
Brendan Gallagher	4	1	2	3	4	-	-
Max Pacioretty	4	1	2	3	-	-	-
Alex Galchenyuk	4	1	1	2	2	-	-
Andrei Markov	4	1	1	2	-	1	-
Brian Gionta	4	-	2	2	-	-	-
Brandon Prust	3	-	1	1	5	-	-
Lars Eller	4	-	1	1	10	-	-
Alexei Emelin	4	-	1	1	7	-	-
Mike Blunden	1	-	-	-	-	-	-
Rene Bourque	1	-	-	-	2	-	-
Erik Cole	1	-	-	-	-	-	-
Raphael Diaz	1	-	-	-	-	-	-
Davis Drewiske	1	-	-	-	-	-	-
Tomas Kaberle	1	-	-	-	-	-	-
Jarred Tinordi	1	-	-	-	-	-	-
Jeff Halpern	2	-	-	-	-	-	-
Ryan White	2	-	-	-	-	-	-
Colby Armstrong	3	-	-	-	-	-	-
Francis Bouillon	4	-	-	-	2	-	-
Josh Gorges	4	-	-	-	-	-	-
Travis Moen	4	-	-	-	5	-	-

Canadiens	GP	MINS	W-L-O	GA	GAA	SV%
Carey Price	3	159	1-1-0	7	2.64	.908
Peter Budaj	2	84	2-0-0	4	2.87	.918

By Period	1	2	3	OT	Total
Goals	4	3	5	0	12
Shots	41	29	32	2	104

Power Play: 23.5% (4/17)
Penalty Kill: 90.9% (10/11)

BRUINS vs. DEVILS



At Boston

Jan. 13: NJ 1 at Bos 2 (SO: Marchand)
Apr. 4: NJ 0 at Bos 1 (GW: Jagr)

At New Jersey

Apr. 10: Bos 5 at NJ 4 (GW: Seguin)

Bruins	GP	G	A	PTS	PIM	PP	SH
Jaromir Jagr	2	1	2	3	-	-	-
Gregory Campbell	3	2	-	2	-	-	1
Zdeno Chara	3	1	1	2	4	1	-
Daniel Paille	3	1	1	2	2	-	1
David Krejci	3	-	2	2	4	-	-
Brad Marchand	3	-	2	2	-	-	-
Rich Peverley	3	-	2	2	-	-	-
Nathan Horton	3	1	-	1	4	-	-
Tyler Seguin	3	1	-	1	4	-	-
Andrew Ference	3	-	1	1	2	-	-
Milan Lucic	3	-	1	1	-	-	-
Dennis Seidenberg	3	-	1	1	2	-	-
Patrice Bergeron	1	-	-	-	-	-	-
Chris Bourque	1	-	-	-	-	-	-
Jordan Caron	1	-	-	-	-	-	-
Kaspars Daugavins	1	-	-	-	-	-	-
Aaron Johnson	1	-	-	-	-	-	-
Jay Pandolfo	1	-	-	-	-	-	-
Matt Bartkowski	2	-	-	-	-	-	-
Chris Kelly	2	-	-	-	-	-	-
Johnny Boychuk	3	-	-	-	6	-	-
Dougie Hamilton	3	-	-	-	-	-	-
Shawn Thornton	3	-	-	-	5	-	-

Devils	GP	G	A	PTS	PIM	PP	SH
Patrik Elias	3	1	1	2	-	-	-
Marek Zidlicky	3	-	2	2	-	-	-
Matt D'Agostini	2	1	-	1	-	-	-
David Clarkson	3	1	-	1	4	1	-
Andy Greene	3	1	-	1	-	-	-
Travis Zajac	3	1	-	1	-	-	1
Steve Sullivan	1	-	1	1	-	-	-
Adam Henrique	2	-	1	1	-	-	-
Steve Bernier	3	-	1	1	-	-	-
Dainius Zubrus	3	-	1	1	2	-	-
Matt Anderson	1	-	-	-	-	-	-
Krystofer Barch	1	-	-	-	5	-	-
Peter Harrold	1	-	-	-	-	-	-
Jacob Josefson	1	-	-	-	-	-	-
Ilya Kovalchuk	1	-	-	-	-	-	-
Stefan Matteau	1	-	-	-	-	-	-
Andrei Loktionov	2	-	-	-	-	-	-
Alexei Ponikarovsky	2	-	-	-	-	-	-
Ryan Carter	3	-	-	-	-	-	-
Mark Fayne	3	-	-	-	2	-	-
Stephen Gionta	3	-	-	-	-	-	-
Bryce Salvador	3	-	-	-	-	-	-
Henrik Tallinder	3	-	-	-	-	-	-
Anton Volchenkov	3	-	-	-	17	-	-

Bruins	GP	MINS	W-L-O	GA	GAA	SV%
Tuukka Rask	2	125	2-0-0	1	0.48	.985
Anton Khudobin	1	60	1-0-0	4	4.00	.857

Devils	GP	MINS	W-L-O	GA	GAA	SV%
Johan Hedberg	1	65	0-0-1	1	0.92	.964
Martin Brodeur	2	116	0-2-0	6	3.11	.864

By Period	1	2	3	OT	Total
Goals	3	2	2	0	7
Shots	23	22	26	1	72

By Period	1	2	3	OT	Total
Goals	0	3	2	0	5
Shots	38	24	30	2	94

Power Play: 14.3% (1/7)
Penalty Kill: 92.3% (12/13)

Power Play: 7.7% (1/13)
Penalty Kill: 85.7% (6/7)

BRUINS vs. ISLANDERS



At Boston

Jan. 25: NYI 2 at Bos 4 (GW: Chara)
Apr. 11: NYI 2 at Bos 1 (GW: Bailey)

At New York

Feb. 26: Bos 4 at NYI 1 (GW: Marchand)

Bruins	GP	G	A	PTS	PIM	PP	SH
Gregory Campbell	3	2	1	3	2	-	-
Patrice Bergeron	2	1	2	3	2	-	-
Tyler Seguin	3	1	2	3	-	1	-
Brad Marchand	2	1	1	2	-	-	-
David Krejci	3	1	1	2	4	-	-
Dougie Hamilton	2	-	2	2	-	-	-
Nathan Horton	3	-	2	2	-	-	-
Milan Lucic	3	-	2	2	5	-	-
Zdeno Chara	3	1	-	1	4	-	-
Adam McQuaid	3	1	-	1	-	-	-
Shawn Thornton	3	1	-	1	10	-	-
Jaromir Jagr	1	-	1	1	-	-	-
Andrew Ference	3	-	1	1	-	-	-
Chris Kelly	3	-	1	1	2	-	-
Daniel Paille	3	-	1	1	2	-	-
Dennis Seidenberg	3	-	1	1	-	-	-
Matt Bartkowski	1	-	-	-	-	-	-
Jordan Caron	1	-	-	-	-	-	-
Kaspars Daugavins	1	-	-	-	-	-	-
Chris Bourque	2	-	-	-	-	-	-
Johnny Boychuk	3	-	-	-	-	-	-
Rich Peverley	3	-	-	-	-	-	-

Islanders	GP	G	A	PTS	PIM	PP	SH
Josh Bailey	2	2	1	3	-	-	-
Keith Aucoin	2	2	-	2	-	-	-
Mark Streit	3	-	2	2	4	-	-
Casey Cizikas	3	1	-	1	2	-	-
David Ullstrom	2	-	1	1	-	-	-
Andrew MacDonald	3	-	1	1	-	-	-
Colin McDonald	3	-	1	1	-	-	-
Frans Nielsen	3	-	1	1	-	-	-
Kyle Okposo	3	-	1	1	-	-	-
Joe Finley	1	-	-	-	-	-	-
Jesse Joensuu	1	-	-	-	-	-	-
Radek Martinek	1	-	-	-	2	-	-
Brian Strait	1	-	-	-	-	-	-
Matt Carkner	2	-	-	-	5	-	-
Thomas Hickey	2	-	-	-	-	-	-
Marty Reasoner	2	-	-	-	-	-	-
Lubomir Visnovsky	2	-	-	-	2	-	-
Brad Boyes	3	-	-	-	2	-	-
Michael Grabner	3	-	-	-	-	-	-
Travis Hamonic	3	-	-	-	2	-	-
Matt Martin	3	-	-	-	4	-	-
Matt Moulson	3	-	-	-	-	-	-
John Tavares	3	-	-	-	-	-	-

Bruins	GP	MINS	W-L-O	GA	GAA	SV%
Tuukka Rask	3	179	2-1-0	5	1.68	.949

Islanders	GP	MINS	W-L-O	GA	GAA	SV%
Evgeni Nabokov	2	118	1-1-0	4	2.03	.938
Rick DiPietro	1	58	0-1-0	4	4.14	.852

By Period	1	2	3	OT	Total
Goals	2	4	3	-	9
Shots	40	27	25	-	92

By Period	1	2	3	OT	Total
Goals	3	2	0	-	5
Shots	31	40	28	-	99

Power Play: 12.5% (1/8)
Penalty Kill: 100.0% (7/7)

Power Play: 0.0% (0/7)
Penalty Kill: 87.5% (7/8)

BRUINS vs. RANGERS



At Boston

Jan. 19: NYR 1 at Bos 3 (GW: Paille)
Feb. 12: NYR 4 at Bos 3 (SO: Callahan)

At New York

Jan. 23: Bos 3 at NYR 4 (OT: Gaborik)

Bruins	GP	G	A	PTS	PIM	PP	SH
Milan Lucic	3	2	2	4	14	-	-
David Krejci	3	1	2	3	-	-	-
Nathan Horton	3	2	-	2	-	-	-
Brad Marchand	3	2	-	2	2	1	-
Dennis Seidenberg	2	-	2	2	-	-	-
Patrice Bergeron	3	-	2	2	-	-	-
Gregory Campbell	3	-	2	2	5	-	-
Andrew Ference	3	-	2	2	2	-	-
Johnny Boychuk	3	1	-	1	-	-	-
Daniel Paille	3	1	-	1	2	-	-
Zdeno Chara	3	-	1	1	6	-	-
Dougie Hamilton	3	-	1	1	-	-	-
Rich Peverley	3	-	1	1	-	-	-
Aaron Johnson	1	-	-	-	2	-	-
Chris Bourque	3	-	-	-	-	-	-
Chris Kelly	3	-	-	-	2	-	-
Adam McQuaid	3	-	-	-	13	-	-
Tyler Seguin	3	-	-	-	2	-	-
Shawn Thornton	3	-	-	-	5	-	-

Rangers	GP	G	A	PTS	PIM	PP	SH
Marian Gaborik	3	3	-	3	-	-	-
Rick Nash	3	-	3	3	6	-	-
Brad Richards	3	1	1	2	-	-	-
Derek Stepan	3	1	1	2	-	-	-
Dan Girardi	3	-	2	2	-	-	-
Carl Hagelin	3	1	-	1	4	-	-
Taylor Pyatt	3	1	-	1	2	-	-
Anton Stralman	3	1	-	1	-	-	-
Michael Del Zotto	3	-	1	1	-	-	-
Marc Staal	3	-	1	1	4	-	-
Arron Asham	1	-	-	-	-	-	-
Steve Eminger	1	-	-	-	-	-	-
Matt Gilroy	1	-	-	-	-	-	-
J. T. Miller	1	-	-	-	-	-	-
Darroll Powe	1	-	-	-	2	-	-
Brandon Segal	1	-	-	-	2	-	-
Stu Bickel	2	-	-	-	5	-	-
Brian Boyle	2	-	-	-	11	-	-
Mike Rupp	2	-	-	-	7	-	-
Ryan Callahan	3	-	-	-	-	-	-
Jeff Halpern	3	-	-	-	-	-	-
Chris Kreider	3	-	-	-	2	-	-
Ryan McDonagh	3	-	-	-	-	-	-

Bruins	GP	MINS	W-L-O	GA	GAA	SV%
Tuukka Rask	3	183	1-0-2	8	2.62	.904

Rangers	GP	MINS	W-L-O	GA	GAA	SV%
Henrik Lundqvist	3	184	2-1-0	9	2.93	.913

By Period	1	2	3	OT	Total
Goals	1	3	5	0	9
Shots	33	33	33	4	103

By Period	1	2	3	OT	Total
Goals	3	3	1	1	8
Shots	26	26	27	4	83

Power Play: 6.2% (1/16)
Penalty Kill: 100.0% (14/14)

Power Play: 0.0% (0/14)
Penalty Kill: 93.8% (15/16)

BRUINS vs. SENATORS



At Boston

Feb. 28: Ott 1 at Bos 2 (OT: Bergeron)
 Apr. 2: Ott 2 at Bos 3 (GW: Horton)
 Apr. 28: Ott 4 at Bos 2 (GW: Pageau)

At Ottawa

Mar. 11: Bos 3 at Ott 2 (SO: Krejci)
 Mar. 21: Bos 2 at Ott 1 (GW: Seidenberg)

Bruins	GP	G	A	PTS	PIM	PP	SH
Dennis Seidenberg	5	2	2	4	-	-	-
Milan Lucic	5	-	4	4	7	-	-
David Krejci	5	1	2	3	2	-	-
Zdeno Chara	5	-	3	3	-	-	-
Nathan Horton	4	2	-	2	-	-	-
Daniel Paille	5	2	-	2	-	-	-
Patrice Bergeron	5	1	1	2	-	-	-
Rich Peverley	4	1	-	1	4	1	-
Tyler Seguin	5	1	-	1	-	-	-
Shawn Thornton	5	1	-	1	4	-	-
Kaspars Daugavins	1	-	1	1	-	-	-
Wade Redden	1	-	1	1	-	-	-
Adam McQuaid	3	-	1	1	7	-	-
Dougie Hamilton	4	-	1	1	2	-	-
Johnny Boychuk	5	-	1	1	2	-	-
Gregory Campbell	5	-	1	1	-	-	-
Brad Marchand	5	-	1	1	2	-	-
Matt Bartkowski	1	-	-	-	-	-	-
Chris Bourque	1	-	-	-	4	-	-
Aaron Johnson	1	-	-	-	-	-	-
Carl Soderberg	1	-	-	-	2	-	-
Ryan Spooner	1	-	-	-	-	-	-
Jay Pandolfo	2	-	-	-	-	-	-
Jordan Caron	3	-	-	-	-	-	-
Chris Kelly	3	-	-	-	-	-	-
Andrew Ference	5	-	-	-	2	-	-

Senators	GP	G	A	PTS	PIM	PP	SH
Kyle Turris	5	2	1	3	-	-	-
Sergei Gonchar	5	-	3	3	4	-	-
Jean-Gabriel Pageau	1	1	1	2	-	-	-
Kaspars Daugavins	3	1	1	2	2	-	-
Erik Karlsson	1	-	2	2	-	-	-
Marc Methot	4	-	2	2	-	-	-
Chris Phillips	5	-	2	2	-	-	-
Zack Smith	5	-	2	2	4	-	-
Mike Zibanejad	5	-	2	2	-	-	-
Jared Cowen	1	1	-	1	-	-	-
Jim O'Brien	3	1	-	1	4	1	-
Andre Benoit	4	1	-	1	-	-	-
Guillaume Latendresse	4	1	-	1	2	-	-
Erik Condra	5	1	-	1	4	-	-
Colin Greening	5	1	-	1	-	-	-
Cory Conacher	1	-	1	1	2	-	-
Daniel Alfredsson	5	-	1	1	-	-	-
Jakob Silfverberg	5	-	1	1	-	-	-
Dave Dziurzynski	1	-	-	-	2	-	-
Mike Hoffman	1	-	-	-	2	-	-
Mike Lundin	1	-	-	-	-	-	-
Milan Michalek	1	-	-	-	-	-	-
Mark Stone	1	-	-	-	-	-	-
Matt Kassian	2	-	-	-	-	-	-
Peter Regin	2	-	-	-	-	-	-
Eric Gryba	4	-	-	-	-	-	-
Chris Neil	5	-	-	-	5	-	-
Patrick Wiercioch	5	-	-	-	21	-	-

Bruins	GP	MINS	W-L-O	GA	GAA	SV%
Anton Khudobin	2	120	2-0-0	3	1.50	.960
Tuukka Rask	3	188	2-1-0	6	1.91	.929

Senators	GP	MINS	W-L-O	GA	GAA	SV%
Robin Lehner	5	308	1-2-2	11	2.15	.944

By Period	1	2	3	OT	Total
Goals	3	4	3	1	11
Shots	71	63	54	8	196

By Period	1	2	3	OT	Total
Goals	4	3	3	0	10
Shots	58	56	41	5	160

Power Play: 7.7% (1/13)
Penalty Kill: 91.7% (11/12)

Power Play: 8.3% (1/12)
Penalty Kill: 92.3% (12/13)

BRUINS vs. FLYERS



At Boston

Mar. 9: Phi 0 at Bos 3 (GW: Seguin)

Bruins	GP	G	A	PTS	PIM	PP	SH
David Krejci	3	1	1	2	4	-	-
Milan Lucic	3	-	2	2	-	-	-
Wade Redden	1	1	-	1	-	-	-
Nathan Horton	2	1	-	1	-	-	-
Chris Kelly	2	1	-	1	-	-	-
Daniel Paille	3	1	-	1	-	-	-
Tyler Seguin	3	1	-	1	-	1	-
Jaromir Jagr	1	-	1	1	-	-	-
Carl Soderberg	1	-	1	1	2	-	-
Jordan Caron	2	-	1	1	2	-	-
Gregory Campbell	3	-	1	1	-	-	-
Rich Peverley	3	-	1	1	-	-	-
Dennis Seidenberg	3	-	1	1	-	-	-
Shawn Thornton	3	-	1	1	10	-	-
Aaron Johnson	1	-	-	-	-	-	-
Jay Pandolfo	1	-	-	-	-	-	-
Johnny Boychuk	2	-	-	-	-	-	-
Adam McQuaid	2	-	-	-	-	-	-
Patrice Bergeron	3	-	-	-	2	-	-
Zdeno Chara	3	-	-	-	4	-	-
Andrew Ference	3	-	-	-	-	-	-
Dougie Hamilton	3	-	-	-	2	-	-
Brad Marchand	3	-	-	-	-	-	-

Bruins	GP	MINS	W-L-O	GA	GAA	SV%
Tuukka Rask	3	140	1-1-0	4	1.72	.930
Anton Khudobin	1	39	0-1-0	3	4.61	.812

By Period	1	2	3	OT	Total
Goals	4	0	2	-	6
Shots	31	36	36	-	103

Power Play: 14.3% (1/7)
Penalty Kill: 85.7% (6/7)

At Philadelphia

Mar. 30: Bos 1 at Phi 3 (GW: Read)
 Apr. 23: Bos 2 at Phi 5 (GW: Lauridsen)

Flyers	GP	G	A	PTS	PIM	PP	SH
Matt Read	3	2	-	2	-	-	-
Jakub Voracek	3	1	1	2	-	-	-
Claude Giroux	3	-	2	2	2	-	-
Mike Knuble	1	1	-	1	-	1	-
Oliver Lauridsen	2	1	-	1	2	-	-
Ruslan Fedotenko	3	1	-	1	-	-	-
Simon Gagne	3	1	-	1	2	-	-
Scott Hartnell	3	1	-	1	-	-	-
Bruno Gervais	1	-	1	1	-	-	-
Sean Couturier	3	-	1	1	-	-	-
Brayden Schenn	3	-	1	1	-	-	-
Luke Schenn	3	-	1	1	2	-	-
Wayne Simmonds	3	-	1	1	2	-	-
Braydon Coburn	1	-	-	-	-	-	-
Nicklas Grossman	1	-	-	-	2	-	-
Adam Hall	1	-	-	-	-	-	-
Andreas Lilja	1	-	-	-	-	-	-
Brandon Manning	1	-	-	-	-	-	-
Andrej Meszaros	1	-	-	-	-	-	-
Jay Rosehill	1	-	-	-	5	-	-
Danny Briere	2	-	-	-	2	-	-
Kurtis Foster	2	-	-	-	-	-	-
Zac Rinaldo	2	-	-	-	5	-	-
Maxime Talbot	2	-	-	-	-	-	-
Kimmo Timonen	2	-	-	-	2	-	-
Erik Gustafsson	3	-	-	-	-	-	-

Flyers	GP	MINS	W-L-O	GA	GAA	SV%
Ilya Bryzgalov	2	120	1-1-0	4	2.00	.935
Steve Mason	1	60	1-0-0	2	2.00	.951

By Period	1	2	3	OT	Total
Goals	2	3	3	-	8
Shots	20	27	28	-	75

Power Play: 14.3% (1/7)
Penalty Kill: 85.7% (6/7)

BRUINS vs. PENGUINS



At Boston

Apr. 20: Pit 3 at Bos 2 (GW: Letang)

Bruins	GP	G	A	PTS	PIM	PP	SH
Tyler Seguin	3	3	-	3	-	-	-
Zdeno Chara	3	1	2	3	2	1	-
Brad Marchand	3	1	1	2	6	1	-
Patrice Bergeron	3	-	2	2	4	-	-
Johnny Boychuk	3	-	1	1	-	-	-
Rich Peverley	3	-	1	1	2	-	-
Dennis Seidenberg	3	-	1	1	-	-	-
Matt Bartkowski	1	-	-	-	2	-	-
Jaromir Jagr	1	-	-	-	2	-	-
Chris Kelly	1	-	-	-	-	-	-
Carl Soderberg	1	-	-	-	2	-	-
Jordan Caron	2	-	-	-	-	-	-
Dougie Hamilton	2	-	-	-	-	-	-
Milan Lucic	2	-	-	-	-	-	-
Jay Pandolfo	2	-	-	-	-	-	-
Gregory Campbell	3	-	-	-	-	-	-
Andrew Ference	3	-	-	-	2	-	-
Nathan Horton	3	-	-	-	5	-	-
David Krejci	3	-	-	-	-	-	-
Adam McQuaid	3	-	-	-	5	-	-
Daniel Paille	3	-	-	-	-	-	-
Shawn Thornton	3	-	-	-	-	-	-

Bruins	GP	MINS	W-L-O	GA	GAA	SV%
Tuukka Rask	2	118	0-2-0	5	2.54	.881
Anton Khudobin	1	59	0-1-0	3	3.05	.912

By Period	1	2	3	OT	Total
Goals	4	0	1	-	5
Shots	29	31	28	-	88

Power Play:	25.0%	(2/8)
Penalty Kill:	81.8%	(9/11)

At Pittsburgh

Mar. 12: Bos 2 at Pit 3 (GW: Sutter)
Mar. 17: Bos 1 at Pit 2 (GW: Vitale)

Penguins	GP	G	A	PTS	PIM	PP	SH
Jussi Jokinen	1	1	2	3	2	-	-
Chris Kunitz	3	1	2	3	2	-	-
Brandon Sutter	3	2	-	2	-	-	-
Kris Letang	3	1	1	2	-	1	-
Beau Bennett	3	-	2	2	-	-	-
Jarome Iginla	1	1	-	1	5	1	-
Sidney Crosby	2	1	-	1	2	-	-
Joe Vitale	3	1	-	1	2	-	-
James Neal	2	-	1	1	-	-	-
Craig Adams	3	-	1	1	-	-	-
Pascal Dupuis	3	-	1	1	-	-	-
Deryk Engelland	3	-	1	1	-	-	-
Tanner Glass	3	-	1	1	5	-	-
Matt Niskanen	3	-	1	1	2	-	-
Brooks Orpik	3	-	1	1	2	-	-
Brenden Morrow	1	-	-	-	-	-	-
Douglas Murray	1	-	-	-	-	-	-
Dustin Jeffrey	2	-	-	-	-	-	-
Paul Martin	2	-	-	-	-	-	-
Matt Cooke	3	-	-	-	2	-	-
Mark Eaton	3	-	-	-	-	-	-
Tyler Kennedy	3	-	-	-	2	-	-

Penguins	GP	MINS	W-L-O	GA	GAA	SV%
Tomas Vokoun	2	120	2-0-0	3	1.50	.958
Marc-Andre Fleury	1	60	1-0-0	2	2.00	.875

By Period	1	2	3	OT	Total
Goals	2	1	5	-	8
Shots	26	27	23	-	76

Power Play:	18.2%	(2/11)
Penalty Kill:	75.0%	(6/8)

BRUINS vs. LIGHTNING



At Boston

Mar. 2: TB 2 at Bos 3 (GW: Marchand)
Apr. 25: TB 0 at Bos 2 (GW: Seidenberg)

At Tampa Bay

Feb. 21: Bos 4 at TB 2 (GW: Marchand)

Bruins	GP	G	A	PTS	PIM	PP	SH
Brad Marchand	3	2	2	4	-	1	-
Patrice Bergeron	3	1	2	3	2	-	-
Tyler Seguin	3	1	2	3	-	1	-
Dougie Hamilton	2	-	3	3	4	-	-
Nathan Horton	2	2	-	2	-	-	-
Daniel Paille	3	1	1	2	-	-	-
Rich Peverley	3	1	-	1	-	-	-
Dennis Seidenberg	3	1	-	1	2	-	-
Shawn Thornton	2	-	1	1	-	-	-
Gregory Campbell	3	-	1	1	7	-	-
Zdeno Chara	3	-	1	1	2	-	-
David Krejci	3	-	1	1	-	-	-
Adam McQuaid	3	-	1	1	9	-	-
Jaromir Jagr	1	-	-	-	-	-	-
Jay Pandolfo	1	-	-	-	2	-	-
Wade Redden	1	-	-	-	-	-	-
Carl Soderberg	1	-	-	-	-	-	-
Chris Bourque	2	-	-	-	-	-	-
Johnny Boychuk	3	-	-	-	-	-	-
Andrew Ference	3	-	-	-	11	-	-
Chris Kelly	3	-	-	-	2	-	-
Milan Lucic	3	-	-	-	9	-	-

Bruins	GP	MINS	W-L-O	GA	GAA	SV%
Tuukka Rask	2	120	2-0-0	2	1.00	.964
Anton Khudobin	1	60	1-0-0	2	2.00	.909

By Period	1	2	3	OT	Total
Goals	2	5	2	-	9
Shots	19	29	29	-	77

Power Play: 33.3% (2/6)
Penalty Kill: 85.7% (12/14)

Lightning	GP	G	A	PTS	PIM	PP	SH
Teddy Purcell	3	-	4	4	-	-	-
Steven Stamkos	3	2	1	3	-	1	-
Marc-Andre Bergeron	2	-	2	2	-	-	-
Cory Conacher	2	1	-	1	-	-	-
Alex Killorn	3	1	-	1	-	1	-
Martin St. Louis	3	-	1	1	-	-	-
Radko Gudas	1	-	-	-	-	-	-
Adam Hall	1	-	-	-	-	-	-
Brendan Mikkelsen	1	-	-	-	4	-	-
Dana Tyrell	1	-	-	-	-	-	-
Keith Aulie	2	-	-	-	9	-	-
Pierre-Cedric Labrie	2	-	-	-	5	-	-
Brian Lee	2	-	-	-	-	-	-
Richard Panik	2	-	-	-	-	-	-
Sami Salo	2	-	-	-	-	-	-
Eric Brewer	3	-	-	-	2	-	-
Matthew Carle	3	-	-	-	-	-	-
B. J. Crombeen	3	-	-	-	5	-	-
Victor Hedman	3	-	-	-	2	-	-
Vincent Lecavalier	3	-	-	-	4	-	-
Benoit Pouliot	3	-	-	-	-	-	-
Tom Pyatt	3	-	-	-	-	-	-
Nate Thompson	3	-	-	-	-	-	-

Lightning	GP	MINS	W-L-O	GA	GAA	SV%
Anders Lindback	2	118	0-2-0	6	3.06	.880
Mathieu Garon	1	58	0-1-0	3	3.09	.889

By Period	1	2	3	OT	Total
Goals	3	1	0	-	4
Shots	19	29	30	-	78

Power Play: 14.3% (2/14)
Penalty Kill: 66.7% (4/6)

BRUINS vs. MAPLE LEAFS



At Boston

Mar. 7: Tor 2 at Bos 4 (GW: Krejci)
Mar. 25: Tor 2 at Bos 3 (SO: Bergeron)

At Toronto

Feb. 2: Bos 1 at Tor 0 (GW: Bourque)
Mar. 23: Bos 2 at Tor 3 (GW: McLaren)

Bruins	GP	G	A	PTS	PIM	PP	SH
Patrice Bergeron	4	2	2	4	2	-	-
Brad Marchand	4	-	4	4	2	-	-
Tyler Seguin	4	2	1	3	4	-	-
Rich Peverley	4	-	3	3	-	-	-
Andrew Ference	4	1	1	2	2	-	-
David Krejci	4	1	1	2	-	-	-
Milan Lucic	4	1	1	2	-	-	-
Chris Bourque	1	1	-	1	-	-	-
Dennis Seidenberg	4	1	-	1	4	-	-
Jordan Caron	1	-	1	1	-	-	-
Chris Kelly	2	-	1	1	4	-	-
Dougie Hamilton	4	-	1	1	-	-	-
Lane MacDermid	1	-	-	-	10	-	-
Ryan Spooner	1	-	-	-	-	-	-
Jamie Tardif	1	-	-	-	-	-	-
Matt Bartkowski	2	-	-	-	2	-	-
Johnny Boychuk	2	-	-	-	-	-	-
Aaron Johnson	2	-	-	-	4	-	-
Adam McQuaid	2	-	-	-	5	-	-
Daniel Paille	3	-	-	-	2	-	-
Jay Pandolfo	3	-	-	-	-	-	-
Shawn Thornton	3	-	-	-	5	-	-
Gregory Campbell	4	-	-	-	-	-	-
Zdeno Chara	4	-	-	-	2	-	-
Nathan Horton	4	-	-	-	-	-	-

Maple Leafs	GP	G	A	PTS	PIM	PP	SH
Nazem Kadri	4	2	1	3	-	-	-
Mikhail Grabovski	4	1	2	3	-	-	-
Jay McClement	4	1	1	2	-	-	-
Carl Gunnarsson	3	-	2	2	2	-	-
Clarke MacArthur	3	-	2	2	-	-	-
Joffrey Lupul	1	1	-	1	-	1	-
Nikolai Julemin	4	1	-	1	2	-	-
Frazer McLaren	4	1	-	1	-	-	-
Matt Frattin	2	-	1	1	-	-	-
Jake Gardiner	2	-	1	1	-	-	-
Ryan Hamilton	2	-	1	1	-	-	-
John-Michael Liles	2	-	1	1	-	-	-
Colton Orr	4	-	1	1	9	-	-
Korbinian Holzer	1	-	-	-	-	-	-
Mike Komisarek	1	-	-	-	-	-	-
Leo Komarov	2	-	-	-	2	-	-
David Steckel	2	-	-	-	-	-	-
Michael Kostka	3	-	-	-	2	-	-
Tyler Bozak	4	-	-	-	-	-	-
Cody Franson	4	-	-	-	-	-	-
Mark Fraser	4	-	-	-	15	-	-
Phil Kessel	4	-	-	-	-	-	-
Dion Phaneuf	4	-	-	-	8	-	-
James van Riemsdyk	4	-	-	-	-	-	-

Bruins	GP	MINS	W-L-O	GA	GAA	SV%
Tuukka Rask	3	142	2-0-0	2	0.85	.958
Anton Khudobin	2	102	1-1-0	5	2.95	.868

Maple Leafs	GP	MINS	W-L-O	GA	GAA	SV%
James Reimer	3	184	1-1-1	5	1.63	.948
Ben Scrivens	1	59	0-1-0	3	3.06	.875

By Period	1	2	3	OT	Total
Goals	2	3	4	0	9
Shots	41	39	39	2	121

By Period	1	2	3	OT	Total
Goals	1	4	2	0	7
Shots	27	32	24	3	86

Power Play: 0.0% (0/7)
Penalty Kill: 90.9% (10/11)

Power Play: 9.1% (1/11)
Penalty Kill: 100.0% (7/7)

BRUINS vs. CAPITALS



At Boston

Mar. 16: Wsh 1 at Bos 4 (GW: Krejci)

At Washington

Mar. 5: Bos 3 at Wsh 4 (OT: Fehr)
Apr. 27: Bos 2 at Wsh 3 (OT: Fehr)

Bruins	GP	G	A	PTS	PIM	PP	SH
David Krejci	3	1	5	6	2	-	-
Milan Lucic	3	1	5	6	-	-	-
Nathan Horton	2	1	3	4	5	-	-
Andrew Ference	3	2	-	2	-	-	-
Zdeno Chara	3	1	1	2	6	-	-
Rich Peverley	3	1	1	2	2	1	-
Dougie Hamilton	2	1	-	1	-	1	-
Brad Marchand	3	1	-	1	9	-	1
Chris Bourque	1	-	-	-	-	-	-
Jordan Caron	1	-	-	-	-	-	-
Kaspars Daugavins	1	-	-	-	-	-	-
Jay Pandolfo	1	-	-	-	-	-	-
Wade Redden	1	-	-	-	-	-	-
Carl Soderberg	1	-	-	-	-	-	-
Chris Kelly	2	-	-	-	-	-	-
Patrice Bergeron	3	-	-	-	-	-	-
Johnny Boychuk	3	-	-	-	-	-	-
Gregory Campbell	3	-	-	-	-	-	-
Adam McQuaid	3	-	-	-	13	-	-
Daniel Paille	3	-	-	-	-	-	-
Tyler Seguin	3	-	-	-	2	-	-
Dennis Seidenberg	3	-	-	-	-	-	-
Shawn Thornton	3	-	-	-	9	-	-

Capitals	GP	G	A	PTS	PIM	PP	SH
Eric Fehr	3	2	2	4	-	1	-
Mike Green	1	2	1	3	2	2	-
Mike Ribeiro	3	1	2	3	5	-	-
Nicklas Backstrom	3	-	3	3	-	-	-
Alex Ovechkin	3	-	3	3	6	-	-
Tomas Kundratek	1	1	1	2	-	-	-
Wojtek Wolski	1	1	-	1	-	-	-
Marcus Johansson	2	1	-	1	-	-	-
Troy Brouwer	2	-	1	1	-	-	-
Steve Oleksy	3	-	1	1	-	-	-
Martin Erat	1	-	-	-	-	-	-
Jeff Schultz	1	-	-	-	-	-	-
Joey Crabb	2	-	-	-	-	-	-
John Erskine	2	-	-	-	5	-	-
Jack Hillen	2	-	-	-	2	-	-
Mathieu Perreault	2	-	-	-	-	-	-
Tom Poti	2	-	-	-	-	-	-
Joel Ward	2	-	-	-	-	-	-
Karl Alzner	3	-	-	-	-	-	-
Jay Beagle	3	-	-	-	-	-	-
John Carlson	3	-	-	-	-	-	-
Jason Chimera	3	-	-	-	2	-	-
Matt Hendricks	3	-	-	-	12	-	-
Aarno Volpatti	3	-	-	-	-	-	-

Bruins	GP	MINS	W-L-O	GA	GAA	SV%
Anton Khudobin	1	60	1-0-0	1	1.00	.970
Tuukka Rask	2	124	0-0-2	7	3.39	.889

Capitals	GP	MINS	W-L-O	GA	GAA	SV%
Braden Holtby	2	124	2-0-0	5	2.42	.925
Michal Neuvirth	1	60	0-1-0	4	4.00	.895

By Period	1	2	3	OT	Total
Goals	6	2	1	0	9
Shots	29	39	37	0	105

By Period	1	2	3	OT	Total
Goals	0	3	3	2	8
Shots	26	34	31	5	96

Power Play: 40.0% (2/5)
Penalty Kill: 75.0% (9/12)

Power Play: 25.0% (3/12)
Penalty Kill: 60.0% (3/5)

BRUINS vs. JETS



At Boston

Jan. 21: Wpg 1 at Bos 2 (SO: Bergeron)

Bruins	GP	G	A	PTS	PIM	PP	SH
Brad Marchand	3	3	-	3	-	1	-
Tyler Seguin	3	1	1	2	-	-	-
Patrice Bergeron	3	-	2	2	-	-	-
Daniel Paille	3	1	-	1	-	-	-
Chris Bourque	2	-	1	1	-	-	-
Chris Kelly	2	-	1	1	-	-	-
Johnny Boychuk	3	-	1	1	2	-	-
Zdeno Chara	3	-	1	1	2	-	-
Jordan Caron	1	-	-	-	-	-	-
Aaron Johnson	1	-	-	-	-	-	-
Ryan Spooner	1	-	-	-	-	-	-
David Krejci	2	-	-	-	2	-	-
Milan Lucic	2	-	-	-	-	-	-
Jay Pandolfo	2	-	-	-	-	-	-
Dennis Seidenberg	2	-	-	-	-	-	-
Gregory Campbell	3	-	-	-	-	-	-
Andrew Ference	3	-	-	-	2	-	-
Dougie Hamilton	3	-	-	-	2	-	-
Nathan Horton	3	-	-	-	-	-	-
Adam McQuaid	3	-	-	-	-	-	-
Rich Peverley	3	-	-	-	2	-	-
Shawn Thornton	3	-	-	-	2	-	-

Bruins	GP	MINS	W-L-O	GA	GAA	SV%
Tuukka Rask	3	184	2-1-0	5	1.63	.933

By Period	1	2	3	OT	Total
Goals	1	2	1	0	4
Shots	31	28	21	1	81

Power Play: 14.3% (1/7)
Penalty Kill: 87.5% (7/8)

At Winnipeg

Feb. 17: Bos 3 at Wpg 2 (GW: Marchand)
 Mar. 19: Bos 1 at Wpg 3 (GW: Kane)

Jets	GP	G	A	PTS	PIM	PP	SH
Evander Kane	3	2	-	2	2	-	-
Blake Wheeler	3	2	-	2	-	1	-
Alexander Burmistrov	3	1	1	2	2	-	-
Zach Bogosian	2	-	2	2	-	-	-
Chris Thorburn	3	1	-	1	-	-	-
Zach Redmond	1	-	1	1	-	-	-
Grant Clitsome	2	-	1	1	4	-	-
Paul Postma	2	-	1	1	-	-	-
Jim Slater	2	-	1	1	-	-	-
Nik Antropov	3	-	1	1	-	-	-
Dustin Byfuglien	3	-	1	1	-	-	-
Andrew Ladd	3	-	1	1	-	-	-
Bryan Little	3	-	1	1	-	-	-
Kyle Wellwood	3	-	1	1	-	-	-
Tobias Enstrom	1	-	-	-	-	-	-
Derek Meech	1	-	-	-	-	-	-
Antti Miettinen	1	-	-	-	-	-	-
Alexei Ponikarovsky	1	-	-	-	-	-	-
Mark Scheifele	1	-	-	-	-	-	-
Eric Tangradi	2	-	-	-	-	-	-
James Wright	2	-	-	-	2	-	-
Ron Hainsey	3	-	-	-	2	-	-
Olli Jokinen	3	-	-	-	-	-	-
Mark Stuart	3	-	-	-	2	-	-

Jets	GP	MINS	W-L-O	GA	GAA	SV%
Ondrej Pavelec	3	184	1-1-1	5	1.63	.938

By Period	1	2	3	OT	Total
Goals	1	2	0	0	3
Shots	25	20	31	0	76

Power Play: 12.5% (1/8)
Penalty Kill: 85.7% (6/7)

BRUINS vs. MAPLE LEAFS, CQF



At Boston

May 1: Tor 1 at Bos 4 (GW: Horton)
 May 4: Tor 4 at Bos 2 (GW: Kessel)
 May 10: Tor 2 at Bos 1 (GW: MacArthur)
 May 13: Tor 4 at Bos 5 (OT: Bergeron)

At Toronto

May 6: Bos 5 at Tor 2 (GW: Horton)
 May 8: Bos 4 at Tor 3 (OT: Krejci)
 May 12: Bos 1 at Tor 2 (GW: Kessel)

Bruins	GP	G	A	PTS	PIM	PP	SH
David Krejci	7	5	8	13	4	1	-
Milan Lucic	7	2	7	9	6	-	-
Zdeno Chara	7	1	7	8	10	-	-
Nathan Horton	7	4	3	7	-	1	-
Patrice Bergeron	7	3	1	4	4	1	-
Jaromir Jagr	7	-	4	4	2	-	-
Brad Marchand	7	-	3	3	4	-	-
Johnny Boychuk	7	2	-	2	2	-	-
Daniel Paille	7	1	1	2	-	-	1
Wade Redden	5	1	1	2	-	-	-
Matt Bartkowski	2	1	-	1	-	-	-
Rich Peverley	6	1	-	1	6	-	-
Adam McQuaid	7	1	-	1	2	-	-
Gregory Campbell	7	-	1	1	6	-	-
Tyler Seguin	7	-	1	1	2	-	-
Dennis Seidenberg	7	-	1	1	-	-	-
Kaspars Daugavins	1	-	-	-	-	-	-
Dougie Hamilton	3	-	-	-	-	-	-
Andrew Ference	4	-	-	-	2	-	-
Chris Kelly	7	-	-	-	7	-	-
Shawn Thornton	7	-	-	-	5	-	-

Maple Leafs	GP	G	A	PTS	PIM	PP	SH
James van Riemsdyk	7	2	5	7	4	1	-
Phil Kessel	7	4	2	6	2	1	-
Cody Franson	7	3	3	6	-	1	-
Jake Gardiner	6	1	4	5	-	1	-
Joffrey Lupul	7	3	1	4	4	1	-
Nazem Kadri	7	1	3	4	10	-	-
Clarke MacArthur	5	2	1	3	2	-	-
Dion Phaneuf	7	1	2	3	6	-	-
Tyler Bozak	5	1	1	2	4	-	1
Matt Frattin	6	-	2	2	-	-	-
Mikhail Grabovski	7	-	2	2	2	-	-
Ryan Hamilton	2	-	1	1	-	-	-
Mark Fraser	4	-	1	1	7	-	-
Carl Gunnarsson	7	-	1	1	-	-	-
Nikolai Kulemin	7	-	1	1	-	-	-
Michael Kostka	1	-	-	-	-	-	-
Frazer McLaren	1	-	-	-	2	-	-
Joe Colborne	2	-	-	-	-	-	-
John-Michael Liles	4	-	-	-	2	-	-
Ryan O'Byrne	6	-	-	-	4	-	-
Leo Komarov	7	-	-	-	17	-	-
Jay McClement	7	-	-	-	-	-	-
Colton Orr	7	-	-	-	18	-	-

Bruins	GP	MINS	W-L	GA	GAA	SV%
Tuukka Rask	7	433	4-3	18	2.49	.923

Maple Leafs	GP	MINS	W-L	GA	GAA	SV%
James Reimer	7	438	3-4	21	2.87	.923

By Period	1	2	3	OT	Total
Goals	4	9	7	2	22
Shots	80	91	88	14	273

By Period	1	2	3	OT	Total
Goals	4	6	8	0	18
Shots	78	79	64	13	234

Power Play: 15.0% (3/20)
Penalty Kill: 76.2% (16/21)

Power Play: 23.8% (5/21)
Penalty Kill: 85.0% (17/20)

BRUINS vs. RANGERS, CSF



At Boston

May 16: NYR 2 at Bos 3 (OT: Marchand)
 May 19: NYR 2 at Bos 5 (GW: Boychuk)
 May 25: NYR 1 at Bos 3 (GW: Campbell)

At New York

May 21: Bos 2 at NYR 1 (GW: Paille)
 May 23: Bos 3 at NYR 4 (OT: Kreider)

Bruins	GP	G	A	PTS	PIM	PP	SH
Brad Marchand	5	2	4	6	2	-	-
Torey Krug	5	4	1	5	-	3	-
Nathan Horton	5	1	4	5	2	1	-
Gregory Campbell	5	3	1	4	5	-	-
David Krejci	5	-	4	4	2	-	-
Zdeno Chara	5	1	2	3	4	-	-
Daniel Paille	5	1	2	3	-	-	-
Tyler Seguin	5	1	2	3	4	-	-
Dougie Hamilton	4	-	3	3	-	-	-
Patrice Bergeron	5	-	3	3	2	-	-
Shawn Thornton	5	-	3	3	11	-	-
Johnny Boychuk	5	2	-	2	2	-	-
Milan Lucic	5	1	-	1	-	-	-
Matt Bartkowski	5	-	1	1	4	-	-
Adam McQuaid	5	-	1	1	2	-	-
Dennis Seidenberg	1	-	-	-	-	-	-
Jaromir Jagr	5	-	-	-	4	-	-
Chris Kelly	5	-	-	-	4	-	-
Rich Peverley	5	-	-	-	4	-	-

Rangers	GP	G	A	PTS	PIM	PP	SH
Derek Stepan	5	2	1	3	-	-	-
Ryan McDonagh	5	1	2	3	2	-	-
Rick Nash	5	1	2	3	-	-	-
Derick Brassard	5	-	3	3	2	-	-
Brian Boyle	5	1	1	2	-	1	-
Ryan Callahan	5	1	1	2	-	-	-
Dan Girardi	5	1	1	2	-	1	-
Carl Hagelin	5	1	1	2	-	-	-
Mats Zuccarello	5	-	2	2	2	-	-
Chris Kreider	5	1	-	1	-	-	-
Taylor Pyatt	5	1	-	1	2	-	-
Roman Hamrik	2	-	1	1	2	-	-
Micheal Haley	2	-	-	-	-	-	-
Kris Newbury	2	-	-	-	2	-	-
Arron Asham	3	-	-	-	2	-	-
Brad Richards	3	-	-	-	-	-	-
Anton Stralman	3	-	-	-	-	-	-
Michael Del Zotto	5	-	-	-	2	-	-
Derek Dorsett	5	-	-	-	22	-	-
Steve Eminger	5	-	-	-	2	-	-
John Moore	5	-	-	-	2	-	-

Bruins	GP	MINS	W-L	GA	GAA	SV%
Tuukka Rask	5	323	4-1	10	1.86	.936

Rangers	GP	MINS	W-L	GA	GAA	SV%
Henrik Lundqvist	5	321	1-4	15	2.81	.919

By Period	1	2	3	OT	Total
Goals	1	7	7	1	16
Shots	53	56	54	23	186

By Period	1	2	3	OT	Total
Goals	2	4	3	1	10
Shots	42	51	52	12	157

Power Play: 33.3% (4/12)
Penalty Kill: 87.5% (14/16)

Power Play: 12.5% (2/16)
Penalty Kill: 66.7% (8/12)

BRUINS vs. PENGUINS, CF



At Boston

June 5: Pit 1 at Bos 2 (2OT: Bergeron)
 June 7: Pit 0 at Bos 1 (GW: McQuaid)

At Pittsburgh

June 1: Bos 3 at Pit 0 (GW: Krejci)
 June 3: Bos 6 at Pit 1 (GW: Horton)

Bruins	GP	G	A	PTS	PIM	PP	SH
Nathan Horton	4	2	3	5	6	-	-
David Krejci	4	4	-	4	4	-	-
Patrice Bergeron	4	2	2	4	7	-	-
Brad Marchand	4	2	2	4	10	-	-
Jaromir Jagr	4	-	3	3	-	-	-
Milan Lucic	4	-	3	3	8	-	-
Johnny Boychuk	4	1	1	2	2	-	-
Gregory Campbell	3	-	2	2	-	-	-
Adam McQuaid	4	1	-	1	2	-	-
Andrew Ference	4	-	1	1	-	-	-
Torey Krug	4	-	1	1	-	-	-
Shawn Thornton	4	-	1	1	-	-	-
Kaspars Daugavins	1	-	-	-	-	-	-
Zdeno Chara	4	-	-	-	-	-	-
Chris Kelly	4	-	-	-	4	-	-
Daniel Paille	4	-	-	-	-	-	-
Rich Peverley	4	-	-	-	2	-	-
Tyler Seguin	4	-	-	-	-	-	-
Dennis Seidenberg	4	-	-	-	-	-	-

Penguins	GP	G	A	PTS	PIM	PP	SH
Paul Martin	4	-	2	2	-	-	-
Chris Kunitz	4	1	-	1	4	-	-
Brandon Sutter	4	1	-	1	-	-	-
Matt Cooke	4	-	1	1	17	-	-
Pascal Dupuis	4	-	1	1	2	-	-
Mark Eaton	1	-	-	-	-	-	-
Beau Bennett	2	-	-	-	-	-	-
Jussi Jokinen	2	-	-	-	-	-	-
Tyler Kennedy	2	-	-	-	-	-	-
Joe Vitale	2	-	-	-	2	-	-
Derek Engelland	3	-	-	-	2	-	-
Craig Adams	4	-	-	-	-	-	-
Sidney Crosby	4	-	-	-	4	-	-
Jarome Iginla	4	-	-	-	2	-	-
Kris Letang	4	-	-	-	2	-	-
Evgeni Malkin	4	-	-	-	7	-	-
Brenden Morrow	4	-	-	-	2	-	-
Douglas Murray	4	-	-	-	2	-	-
James Neal	4	-	-	-	-	-	-
Matt Niskanen	4	-	-	-	2	-	-
Brooks Orpik	4	-	-	-	6	-	-

Bruins	GP	MINS	W-L	GA	GAA	SV%
Tuukka Rask	4	275	4-0	2	0.44	.985

Penguins	GP	MINS	W-L	GA	GAA	SV%
Tomas Vokoun	4	230	0-4	9	2.35	.915
Marc-Andre Fleury	1	43	0-0	3	4.15	.824

By Period	1	2	3	OT	Total
Goals	6	0	5	1	12
Shots	41	32	35	15	123

By Period	1	2	3	OT	Total
Goals	1	1	0	0	2
Shots	37	43	41	15	136

Power Play: 0.0% (0/13)
Penalty Kill: 100.0% (15/15)

Power Play: 0.0% (0/15)
Penalty Kill: 100.0% (13/13)

BRUINS vs. BLACKHAWKS, SCF



At Boston

June 17: Chi 0 at Bos 2 (GW: Paille)
 June 19: Chi 6 at Bos 5 (OT: Seabrook)
 June 24: Chi 3 at Bos 2 (GW: Bolland)

At Chicago

June 12: Bos 3 at Chi 4 (3OT: Shaw)
 June 15: Bos 2 at Chi 1 (OT: Paille)
 June 22: Bos 1 at Chi 3 (GW: Kane)

Bruins	GP	G	A	PTS	PIM	PP	SH
Milan Lucic	6	4	2	6	-	-	-
David Krejci	6	-	5	5	4	-	-
Patrice Bergeron	6	4	-	4	-	3	-
Daniel Paille	6	2	2	4	-	-	-
Zdeno Chara	6	1	3	4	6	-	-
Tyler Seguin	6	-	4	4	2	-	-
Chris Kelly	6	2	1	3	4	-	-
Jaromir Jagr	6	-	3	3	2	-	-
Nathan Horton	6	-	2	2	6	-	-
Johnny Boychuk	6	1	-	1	4	-	-
Rich Peverley	6	1	-	1	-	1	-
Andrew Ference	6	-	1	1	2	-	-
Adam McQuaid	6	-	1	1	4	-	-
Carl Soderberg	2	-	-	-	-	-	-
Kaspars Daugavins	4	-	-	-	2	-	-
Torey Krug	6	-	-	-	-	-	-
Brad Marchand	6	-	-	-	5	-	-
Dennis Seidenberg	6	-	-	-	4	-	-
Shawn Thornton	6	-	-	-	2	-	-

Blackhawks	GP	G	A	PTS	PIM	PP	SH
Dave Bolland	6	3	2	5	8	-	-
Patrick Kane	6	3	2	5	2	-	-
Jonathan Toews	6	2	3	5	2	-	-
Bryan Bickell	6	1	3	4	2	-	-
Michael Frolik	6	-	4	4	2	-	-
Johnny Oduya	6	1	2	3	6	-	-
Michal Rozsival	6	-	3	3	2	-	-
Patrick Sharp	6	2	-	2	2	1	-
Michal Handzus	6	1	1	2	2	-	1
Marcus Kruger	6	1	1	2	-	-	-
Brandon Saad	6	1	1	2	-	-	-
Andrew Shaw	6	1	1	2	9	-	-
Marian Hossa	5	-	2	2	-	-	-
Duncan Keith	6	-	2	2	4	-	-
Brent Seabrook	6	1	-	1	2	-	-
Ben Smith	1	-	-	-	-	-	-
Brandon Bollig	2	-	-	-	-	-	-
Viktor Stalberg	4	-	-	-	-	-	-
Niklas Hjalmarsson	6	-	-	-	2	-	-
Nick Leddy	6	-	-	-	-	-	-

Bruins	GP	MINS	W-L	GA	GAA	SV%
Tuukka Rask	6	434	2-4	16	2.21	.932

Blackhawks	GP	MINS	W-L	GA	GAA	SV%
Corey Crawford	6	434	4-2	15	2.07	.925

By Period	1	2	3	OT	Total
Goals	3	6	5	1	15
Shots	58	51	49	42	200

By Period	1	2	3	OT	Total
Goals	3	6	6	2	17
Shots	63	61	75	36	235

Power Play: 22.2% (4/18)
Penalty Kill: 94.7% (18/19)

Power Play: 5.30% (1/19)
Penalty Kill: 77.8% (14/18)

2012-13 NHL FINAL STANDINGS



EASTERN CONFERENCE

Northeast	GP	W	L	O	PTS	GF	GA
Montreal	48	29	14	5	63	149	126
Boston	48	28	14	6	62	131	109
Toronto	48	26	17	5	57	145	133
Ottawa	48	25	17	6	56	116	104
Buffalo	48	21	21	6	48	126	143
Atlantic	GP	W	L	O	PTS	GF	GA
Pittsburgh	48	36	12	0	72	165	119
NY Rangers	48	26	18	4	56	130	112
NY Islanders	48	24	17	7	55	139	139
Philadelphia	48	23	22	3	49	133	141
New Jersey	48	19	19	10	48	112	129
Southeast	GP	W	L	O	PTS	GF	GA
Washington	48	27	18	3	57	149	130
Winnipeg	48	24	21	3	51	128	144
Carolina	48	19	25	4	42	128	160
Tampa Bay	48	18	26	4	40	148	150
Florida	48	15	27	6	36	112	171

WESTERN CONFERENCE

Central	GP	W	L	O	PTS	GF	GA
Chicago	48	36	7	5	77	155	102
St. Louis	48	29	17	2	60	129	115
Detroit	48	24	16	8	56	124	115
Columbus	48	24	17	7	55	120	119
Nashville	48	16	23	9	41	111	139
Northwest	GP	W	L	O	PTS	GF	GA
Vancouver	48	26	15	7	59	127	121
Minnesota	48	26	19	3	55	122	127
Edmonton	48	19	22	7	45	125	134
Calgary	48	19	25	4	42	128	160
Colorado	48	16	25	7	39	116	152
Pacific	GP	W	L	O	PTS	GF	GA
Anaheim	48	30	12	6	66	140	118
Los Angeles	48	27	16	5	59	133	118
San Jose	48	25	16	7	57	124	116
Phoenix	48	21	18	9	51	125	131
Dallas	48	22	22	4	48	130	142

2012-13 NHL SCORING LEADERS

Player	Team	G	A	PTS	Player	Team	G	A	PTS
Martin St. Louis	Tampa Bay	17	43	60	Ryan Getzlaf	Anaheim	15	34	49
Steven Stamkos	Tampa Bay	29	28	57	Mike Ribeiro	Washington	13	36	49
Alex Ovechkin	Washington	32	24	56	Jonathan Toews	Chicago	23	25	48
Sidney Crosby	Pittsburgh	15	41	56	Claude Giroux	Philadelphia	13	35	48
Patrick Kane	Chicago	23	32	55	Henrik Zetterberg	Detroit	11	37	48
Eric Staal	Carolina	18	35	53	Nicklas Backstrom	Washington	8	40	48
Chris Kunitz	Pittsburgh	22	30	52	John Tavares	NY Islanders	28	19	47
Phil Kessel	Toronto	20	32	52	Jakub Voracek	Philadelphia	22	24	46
Taylor Hall	Edmonton	16	34	50	Andrew Ladd	Winnipeg	18	28	46
Pavel Datsyuk	Detroit	15	34	49	Henrik Sedin	Vancouver	11	34	45

2012-13 NHL CATEGORY LEADERS

GOALS

Player	Team	G
Alex Ovechkin	Wsh	32
Steven Stamkos	TB	29
John Tavares	NYI	28
Jeff Carter	LA	26
Three players tied		23

ASSISTS

Player	Team	A
Martin St. Louis	TB	43
Sidney Crosby	Pit	41
Nicklas Backstrom	Wsh	40
Henrik Zetterberg	Det	37
Mike Ribeiro	Wsh	36
Two players tied		35

GOALTENDER WINS

Player	Team	W
Antti Niemi	SJ	24
Niklas Backstrom	Min	24
Henrik Lundqvist	NYR	24
Marc-Andre Fleury	Pit	23
Evgeni Nabokov	NYI	23
Braden Holtby	Wsh	23

GOALTENDER GAA

Player	Team	GAA
Craig Anderson	Ott	1.69
Jonathan Bernier	LA	1.88
Corey Crawford	Chi	1.94
Ray Emery	Ott	1.94
Tuukka Rask	Bos	2.00
Sergei Bobrovsky	Cmb	2.00

DEFENSEMAN POINTS

Player	Team	Pts
P. K. Subban	Mtl	38
Kris Letang	Pit	38
Ryan Suter	Min	32
Keith Yandle	Phx	30
Andrei Markov	Mtl	30
Three players tied		29

ROOKIE POINTS

Player	Team	Pts
Nail Yakupov	Edm	31
Jonathan Huberdeau	Fla	31
Cory Conacher	Ott	29
Brendan Gallagher	Mtl	28
Brandon Saad	Chi	27
Alex Galchenyuk	Mtl	27
Justin Schultz	Edm	27

2013 STANLEY CUP TRAIL



EASTERN CONFERENCE QUARTERFINAL SERIES

Team (Seed)		vs	Team (Seed)		GF	GA
Pittsburgh (1)	4	vs	NY Islanders (8)	2	25	17
Ottawa (7)	4	vs	Montreal (2)	1	20	9
NY Rangers (6)	4	vs	Washington (3)	3	16	12
Boston (4)	4	vs	Toronto (5)	3	22	18

EASTERN CONFERENCE SEMIFINAL SERIES

Team		vs	Team		GF	GA
Pittsburgh	4	vs	Ottawa	1	22	11
Boston	4	vs	NY Rangers	1	16	10

EASTERN CONFERENCE CHAMPIONSHIP SERIES

Team		vs	Team		GF	GA
Boston	4	vs	Pittsburgh	0	12	2

WESTERN CONFERENCE QUARTERFINAL SERIES

Team (Seed)		vs	Team (Seed)		GF	GA
Chicago (1)	4	vs	Minnesota (8)	1	17	7
Detroit (7)	4	vs	Anaheim (2)	3	18	21
San Jose (6)	4	vs	Vancouver (3)	0	15	8
Los Angeles (5)	4	vs	St. Louis (4)	2	12	10

WESTERN CONFERENCE SEMIFINAL SERIES

Team		vs	Team		GF	GA
Chicago	4	vs	Detroit	3	16	15
Los Angeles	4	vs	San Jose	3	14	10

WESTERN CONFERENCE CHAMPIONSHIP SERIES

Team		vs	Team		GF	GA
Chicago	4	vs	Los Angeles	1	14	11

STANLEY CUP CHAMPIONSHIP SERIES

Team		vs	Team		GF	GA
Chicago	4	vs	Boston	2	17	15

2013 PLAYOFF SCORING & CATEGORY LEADERS

PLAYOFF SCORING LEADERS

Player	Team	GP	G	A	PTS
David Krejci	Boston	22	9	17	26
Patrick Kane	Chicago	23	9	10	19
Milan Lucic	Boston	22	7	12	19
Nathan Horton	Boston	22	7	12	19
Bryan Bickell	Chicago	23	9	8	17
Patrick Sharp	Chicago	23	10	6	16
Marian Hossa	Chicago	22	7	9	16
Evgeni Malkin	Pittsburgh	15	4	12	16
Kris Letang	Pittsburgh	15	3	13	16
Patrice Bergeron	Boston	22	9	6	15
Sidney Crosby	Pittsburgh	15	7	8	15
Zdeno Chara	Boston	22	3	12	15
Jonathan Toews	Chicago	23	3	11	14

NHL PLAYOFF CATEGORY LEADERS

Goals: 10 - Patrick Sharp, Chicago
Assists: 17 - David Krejci, Boston
Power Play Goals: 5 - Logan Couture, San Jose
Game-Winning Goals: 4 - Slava Voynov, Los Angeles
Plus/Minus: +20 - Nathan Horton, Boston
Goaltender Goals Against Average: 1.84 - Corey Crawford, Chicago
Goaltender Save Percentage: .940 - Tuukka Rask, Boston
Defenseman Scoring: 3-13=16 - Kris Letang, Pittsburgh
Rookie Scoring: 4-2=6 - Torey Krug, Boston & Jean-Gabriel Pageau, Ottawa

2012-13 NHL TROPHY WINNERS



ALEXANDER OVECHKIN

Washington Capitals

HART MEMORIAL TROPHY

"To the player adjudged to be the most valuable to his team."



PATRICK KANE

Chicago Blackhawks

CONN SMYTHE TROPHY

"To the most valuable player for his team in the playoffs."



MARTIN ST. LOUIS

Tampa Bay Lightning

ART ROSS TROPHY

"To the player who leads the league in scoring points at the end of the regular season."



MARTIN ST. LOUIS

Tampa Bay Lightning

LADY BYNG MEMORIAL TROPHY

"To the player who exhibits sportsmanship and gentlemanly conduct with playing ability."



P.K. SUBBAN

Montreal Canadiens

JAMES NORRIS MEMORIAL TROPHY

"To the defense player who demonstrates throughout the season the greatest all-around ability at the position."



JONATHAN TOEWS

Chicago Blackhawks

FRANK J. SELKE TROPHY

"To the forward who best excels in the defensive aspects of the game."



JONATHAN HUBERDEAU

Florida Panthers

CALDER MEMORIAL TROPHY

"To the player selected as the most proficient in his first year of competition in the NHL."



PAUL MacLEAN

Ottawa Senators

JACK ADAMS AWARD

"To the NHL coach adjudged to have contributed the most to his team's success."




SERGEI BOBROVSKY

Columbus Blue Jackets

VEZINA TROPHY

"To the goalkeeper adjudged to be the best at his position."



JOSH HARDING

Minnesota Wild

BILL MASTERTON MEMORIAL TROPHY

"To the player who exemplifies sportsmanship, perseverance & dedication to hockey."



ALEXANDER OVECHKIN

Washington Capitals

MAURICE RICHARD TROPHY

"To the player(s) who lead the league in goals scored at the end of the regular season."




COREY CRAWFORD (Top)

&

RAY EMERY (Bottom)

Chicago Blackhawks



PATRICE BERGERON

Boston Bruins

KING CLANCY MEMORIAL TROPHY

"To the player who best exemplifies leadership qualities on and off the ice."



WILLIAM M. JENNINGS TROPHY

"To the goalkeeper(s) having played a minimum of 25 games for the team with the fewest goals scored against it."

REGULAR SEASON RECORDS



YEAR-BY-YEAR RECORDS



Season	W	L	T	OT	PTS	GF	GA	Division Finish	Overall Finish
1924-25	6	24	0	-	12	49	119	6th	6th
1925-26	17	15	4	-	38	92	85	4th	4th
1926-27	21	20	3	-	45	97	89	2nd	4th
1927-28	20	13	11	-	51	77	70	1st	3rd
1928-29*	26	13	5	-	57	89	52	1st	2nd
1929-30	38	5	1	-	77	179	98	1st	1st
1930-31	28	10	6	-	62	143	90	1st	1st
1931-32	15	21	12	-	42	122	117	4th	7th
1932-33	25	15	8	-	58	124	88	1st	1st
1933-34	18	25	5	-	41	111	130	4th	7th
1934-35	26	16	6	-	58	129	112	1st	2nd
1935-36	22	20	6	-	50	92	83	2nd	4th
1936-37	23	18	7	-	53	120	110	2nd	3rd
1937-38	30	11	7	-	67	142	89	1st	1st
1938-39*	36	10	2	-	74	156	76	1st	1st
1939-40	31	12	5	-	67	170	98	1st	1st
1940-41*	27	8	13	-	67	168	102	1st	1st
1941-42	25	17	6	-	56	160	118	3rd	3rd
1942-43	24	17	9	-	57	195	176	2nd	2nd
1943-44	19	26	5	-	43	223	268	5th	5th
1944-45	16	30	4	-	36	179	219	4th	4th
1945-46	24	18	8	-	56	167	156	2nd	2nd
1946-47	26	23	11	-	63	190	175	3rd	3rd
1947-48	23	24	13	-	59	167	168	3rd	3rd
1948-49	29	23	8	-	66	178	163	2nd	2nd
1949-50	22	32	16	-	60	198	228	5th	5th
1950-51	22	30	18	-	62	178	197	4th	4th
1951-52	25	29	16	-	66	162	176	4th	4th
1952-53	28	29	13	-	69	152	172	3rd	3rd
1953-54	32	28	10	-	74	177	181	4th	4th
1954-55	23	26	21	-	67	169	188	4th	4th
1955-56	23	34	13	-	59	147	185	5th	5th
1956-57	34	24	12	-	80	195	174	3rd	3rd
1957-58	27	28	15	-	69	199	194	4th	4th
1958-59	32	29	9	-	73	205	215	2nd	2nd
1959-60	28	34	8	-	64	220	241	5th	5th
1960-61	15	42	13	-	43	176	254	6th	6th
1961-62	15	47	8	-	38	177	306	6th	6th
1962-63	14	39	17	-	45	198	281	6th	6th
1963-64	18	40	12	-	48	170	212	6th	6th
1964-65	21	43	6	-	48	166	253	6th	6th
1965-66	21	43	6	-	48	174	275	5th	5th
1966-67	17	43	10	-	44	182	253	6th	6th
1967-68	37	27	10	-	84	259	216	3rd	3rd
1968-69	42	18	16	-	100	303	221	2nd	2nd
1969-70*	40	17	19	-	99	277	216	2nd	2nd
1970-71	57	14	7	-	121	399	207	1st	1st
1971-72*	54	13	11	-	119	330	204	1st	1st
1972-73	51	22	5	-	107	330	235	2nd	2nd
1973-74	52	17	9	-	113	349	221	1st	1st
1974-75	40	26	14	-	94	345	245	2nd	4th
1975-76	48	15	17	-	113	313	237	1st	3rd
1976-77	49	23	8	-	106	312	240	1st	3rd
1977-78	51	18	11	-	113	333	218	1st	2nd
1978-79	43	23	14	-	100	316	270	1st	3rd
1979-80	46	21	13	-	105	310	234	2nd	4th
1980-81	37	30	13	-	87	316	272	2nd	8th
1981-82	43	27	10	-	96	323	285	2nd	4th
1982-83	50	20	10	-	110	327	228	1st	1st
1983-84	49	25	6	-	104	336	261	1st	3rd
1984-85	36	34	10	-	82	303	287	4th	12th
1985-86	37	31	12	-	86	311	288	3rd	9th
1986-87	39	34	7	-	85	301	276	3rd	8th
1987-88	44	30	6	-	94	300	251	2nd	4th
1988-89	37	29	14	-	88	289	256	2nd	5th
1989-90	46	25	9	-	101	289	232	1st	1st
1990-91	44	24	12	-	100	299	264	1st	5th
1991-92	36	32	12	-	84	270	275	2nd	9th

YEAR-BY-YEAR RECORDS



Season	W	L	T	OT	PTS	GF	GA	Division Finish	Overall Finish
1992-93	51	26	7	-	109	332	268	1st	2nd
1993-94	42	29	13	-	97	289	252	2nd	7th
1994-95	27	18	3	-	57	150	127	3rd	6th
1995-96	40	31	11	-	91	282	269	2nd	8th
1996-97	26	47	9	-	61	234	300	6th	26th
1997-98	39	30	13	-	91	221	194	2nd	9th
1998-99	39	30	13	-	91	214	181	3rd	8th
1999-2000	24	33	19	6	73	210	248	5th	24th
2000-01	36	30	8	8	88	227	249	4th	18th
2001-02	43	24	6	9	101	236	201	1st	2nd
2002-03	36	31	11	4	87	245	237	3rd	15th
2003-04	41	19	15	7	104	209	188	1st	4th
2004-05	--	--	--	-	--	--	--	--	--
2005-06	29	37	-	16	74	230	266	5th	26th
2006-07	35	41	-	6	76	219	289	5th	23rd
2007-08	41	29	-	12	94	212	222	3rd	15th
2008-09	53	19	-	10	116	274	196	1st	2nd
2009-10	39	30	-	13	91	206	200	3rd	14th
2010-11*	46	25	-	11	103	246	195	1st	7th
2011-12	49	29	-	4	102	269	202	1st	7th
2012-13	28	14	-	6	62	131	109	2nd	5th

2,884 1,221 791 112 6,671 19,240 17,568

* - won Stanley Cup

YEAR-BY-YEAR HOME & ROAD RECORDS

HOME

Season	W	L	T	OT	PTS	GF	GA
1924-25	3	12	0	-	6	22	57
1925-26	10	7	1	-	21	40	34
1926-27	15	7	0	-	30	58	34
1927-28	13	4	5	-	31	44	28
1928-29	15	6	1	-	31	51	24
1929-30	21	1	0	-	42	98	41
1930-31	16	1	5	-	37	81	38
1931-32	11	10	3	-	25	80	64
1932-33	19	2	3	-	41	81	35
1933-34	11	11	2	-	24	53	51
1934-35	17	7	0	-	34	75	56
1935-36	15	8	1	-	31	47	32
1936-37	9	11	4	-	22	61	63
1937-38	18	3	3	-	39	78	36
1938-39	20	2	2	-	42	91	39
1939-40	20	3	1	-	41	110	42
1940-41	15	4	5	-	35	92	53
1941-42	17	4	3	-	37	97	48
1942-43	17	3	5	-	39	121	85
1943-44	15	8	2	-	32	120	112
1944-45	11	12	2	-	24	100	93
1945-46	11	5	4	-	26	97	68
1946-47	18	7	5	-	41	112	74
1947-48	12	8	10	-	34	85	80
1948-49	18	10	2	-	38	102	69
1949-50	15	12	8	-	38	112	98
1950-51	13	12	10	-	36	102	85
1951-52	15	12	8	-	38	84	77
1952-53	19	10	6	-	44	98	76
1953-54	22	8	5	-	49	99	68
1954-55	16	10	9	-	41	109	83
1955-56	14	14	7	-	35	83	84

ROAD

Season	W	L	T	OT	PTS	GF	GA
1924-25	3	12	0	-	6	27	62
1925-26	7	8	3	-	17	52	51
1926-27	6	13	3	-	15	39	55
1927-28	7	9	6	-	20	33	42
1928-29	11	7	4	-	26	38	28
1929-30	17	4	1	-	35	81	57
1930-31	12	9	1	-	25	62	52
1931-32	4	11	9	-	17	42	53
1932-33	6	13	5	-	17	43	53
1933-34	7	14	3	-	17	58	79
1934-35	9	9	6	-	24	54	56
1935-36	7	12	5	-	19	45	51
1936-37	14	7	3	-	31	59	47
1937-38	12	8	4	-	28	64	53
1938-39	16	8	0	-	32	65	37
1939-40	11	9	4	-	26	60	56
1940-41	12	4	8	-	32	76	49
1941-42	8	13	3	-	19	63	70
1942-43	7	14	4	-	18	74	91
1943-44	4	18	3	-	11	103	156
1944-45	5	18	2	-	12	79	126
1945-46	13	13	4	-	30	70	88
1946-47	8	16	6	-	22	78	101
1947-48	11	16	3	-	25	82	88
1948-49	11	13	6	-	28	76	94
1949-50	7	20	8	-	22	86	130
1950-51	9	18	8	-	26	76	112
1951-52	10	17	8	-	28	78	99
1952-53	9	19	7	-	25	54	96
1953-54	10	20	5	-	25	78	113
1954-55	7	16	12	-	26	60	105
1955-56	9	20	6	-	24	64	101

YEAR-BY-YEAR HOME & ROAD RECORDS



HOME

Season	W	L	T	OT	PTS	GF	GA
1956-57	20	9	6	-	26	113	81
1957-58	15	14	6	-	36	108	99
1958-59	21	11	3	-	45	108	97
1959-60	21	11	3	-	45	135	102
1960-61	13	17	5	-	31	105	114
1961-62	9	22	4	-	22	91	139
1962-63	7	18	10	-	24	103	130
1963-64	13	15	7	-	33	98	101
1964-65	12	17	6	-	30	89	106
1965-66	15	17	3	-	33	99	119
1966-67	10	21	4	-	24	105	129
1967-68	22	9	6	-	50	150	98
1968-69	29	3	6	-	64	182	98
1969-70	27	3	8	-	62	161	86
1970-71	33	4	2	-	68	214	101
1971-72	28	4	7	-	63	177	84
1972-73	27	10	2	-	56	185	111
1973-74	33	4	2	-	68	193	95
1974-75	29	5	6	-	64	211	101
1975-76	27	5	8	-	62	160	95
1976-77	27	7	6	-	60	169	118
1977-78	29	6	5	-	63	180	94
1978-79	25	10	5	-	55	171	123
1979-80	27	9	4	-	58	172	111
1980-81	26	10	4	-	56	182	124
1981-82	24	12	4	-	52	172	137
1982-83	28	6	6	-	62	172	100
1983-84	25	12	3	-	53	169	133
1984-85	21	15	4	-	46	155	127
1985-86	24	9	7	-	55	155	118
1986-87	25	11	4	-	54	174	132
1987-88	24	13	3	-	51	169	123
1988-89	17	15	8	-	42	141	135
1989-90	23	13	4	-	50	148	119
1990-91	26	9	5	-	57	170	108
1991-92	23	11	6	-	52	148	122
1992-93	29	10	3	-	61	171	128
1993-94	20	14	8	-	48	151	125
1994-95	15	7	2	-	32	82	55
1995-96	22	14	5	-	49	147	138
1996-97	14	20	7	-	35	123	139
1997-98	19	16	6	-	44	108	94
1998-99	22	10	9	-	53	112	79
1999-2000	12	17	11	1	36	99	118
2000-01	21	12	5	3	50	125	115
2001-02	23	11	2	5	53	126	104
2002-03	23	11	5	2	59	139	107
2003-04	18	12	9	2	47	94	99
2004-05	--	--	--	--	--	--	--
2005-06	16	15	-	10	42	115	125
2006-07	18	19	-	4	40	110	142
2007-08	21	16	-	4	46	100	96
2008-09	29	6	-	6	64	153	97
2009-10	18	17	-	6	42	102	103
2010-11	22	13	-	6	50	124	92
2011-12	24	14	-	3	51	135	92
2012-13	16	5	-	3	35	71	51
	1,698	880	376	55	3,827	10,521	8,039

ROAD

Season	W	L	T	OT	PTS	GF	GA
1956-57	14	15	6	-	34	82	93
1957-58	12	14	9	-	33	91	95
1958-59	11	18	6	-	28	97	118
1959-60	7	23	5	-	19	85	139
1960-61	2	25	8	-	12	71	140
1961-62	6	25	4	-	16	86	167
1962-63	7	21	7	-	21	95	151
1963-64	5	25	5	-	15	72	111
1964-65	9	26	0	-	18	77	147
1965-66	6	26	3	-	15	75	156
1966-67	7	22	6	-	20	77	124
1967-68	15	18	4	-	34	109	118
1968-69	13	15	10	-	36	121	123
1969-70	13	14	11	-	37	116	130
1970-71	24	10	5	-	53	185	106
1971-72	26	9	4	-	56	153	120
1972-73	24	12	3	-	51	145	124
1973-74	19	13	7	-	45	156	126
1974-75	11	21	8	-	30	134	144
1975-76	21	10	9	-	51	153	142
1976-77	22	16	2	-	46	143	122
1977-78	22	12	6	-	50	153	124
1978-79	18	13	9	-	45	145	147
1979-80	19	12	9	-	47	138	123
1980-81	11	20	9	-	31	134	148
1981-82	19	15	6	-	44	151	148
1982-83	22	14	4	-	48	155	128
1983-84	24	13	3	-	51	167	128
1984-85	15	19	6	-	36	148	160
1985-86	13	22	5	-	31	156	170
1986-87	14	23	3	-	31	127	144
1987-88	20	17	3	-	43	131	128
1988-89	20	14	6	-	46	148	121
1989-90	23	12	5	-	51	141	113
1990-91	18	15	7	-	43	129	156
1991-92	13	21	6	-	32	122	153
1992-93	22	16	4	-	48	161	140
1993-94	22	15	5	-	49	138	127
1994-95	12	11	1	-	25	68	72
1995-96	18	17	6	-	42	135	131
1996-97	12	27	2	-	26	111	161
1997-98	20	14	7	-	47	113	100
1998-99	17	20	4	-	38	102	102
1999-2000	12	16	8	5	37	111	130
2000-01	15	18	3	5	38	102	134
2001-02	20	13	4	4	48	110	97
2002-03	13	20	6	2	34	106	130
2003-04	23	7	6	5	57	115	89
2004-05	--	--	--	--	--	--	--
2005-06	13	22	-	6	32	115	141
2006-07	17	22	-	2	36	109	147
2007-08	20	13	-	8	48	112	126
2008-09	24	13	-	4	52	121	99
2009-10	21	13	-	7	49	104	97
2010-11	24	12	-	5	53	122	103
2011-12	25	15	-	1	51	134	110
2012-13	12	9	-	3	27	60	58
	1,186	1,341	415	57	2,844	8,719	9,529

YEAR-BY-YEAR CATEGORY LEADERS



Season	Points	Goals	Assists	Penalty Minutes
1924-25	24 Jimmy Herberts	17 Jimmy Herberts	7 Jimmy Herberts	55 Jimmy Herberts
1925-26	31 Carson Cooper	28 Carson Cooper	5 Sprague Cleghorn	70 Lionel Hitchman
1926-27	31 Frank Fredrickson	18 Frank Fredrickson	13 Frank Fredrickson	130 Eddie Shore
1927-28	18 Harry Oliver	13 Harry Oliver	6 Eddie Shore	165 EDDIE SHORE
1928-29	23 Harry Oliver	17 Harry Oliver	8 Bill Carson	96 Eddie Shore
1929-30	73 COONEY WEILAND	43 COONEY WEILAND	31 Dutch Gainor	105 Eddie Shore
1930-31	38 Cooney Weiland	25 Cooney Weiland	16 Eddie Shore	105 Eddie Shore
1931-32	39 Dit Clapper	21 Marty Barry	22 Dit Clapper	80 Eddie Shore
1932-33	37 Marty Barry	24 Marty Barry	27 Eddie Shore	102 Eddie Shore
1933-34	39 Marty Barry	27 Marty Barry	17 Nels Stewart	68 Nels Stewart
1934-35	40 Marty Barry	21 Dit Clapper	26 Eddie Shore	80 Babe Siebert
1935-36	32 Red Beattie	14 Red Beattie	18 Red Beattie	66 Babe Siebert
1936-37	35 Bill Cowley	18 Charlie Sands	22 Bill Cowley	94 Allen Shields
1937-38	39 Bill Cowley	20 Bobby Bauer	22 Bill Cowley	54 Bill Hollett
1938-39	42 Bill Cowley	26 Roy Conacher	34 Bill Cowley	47 Eddie Shore
1939-40	52 MILT SCHMIDT	22 Milt Schmidt	30 Milt Schmidt	55 Jack Shewchuk
1940-41	62 BILL COWLEY	24 Roy Conacher	45 Bill Cowley	61 Des Smith
1941-42	37 Roy Conacher	24 Roy Conacher	23 Bill Cowley	70 Des Smith
1942-43	72 Bill Cowley	27 Bill Cowley	45 Bill Cowley	67 Murph Chamberlain
1943-44	82 HERB CAIN	36 Herb Cain	46 Herb Cain	75 Pat Egan
1944-45	65 Bill Cowley	32 Herb Cain	40 Bill Cowley	86 PAT EGAN
1945-46	40 Don Gallinger	22 Woody Dumart	23 Don Gallinger	62 Bep Guidolin
1946-47	62 Milt Schmidt	30 Bobby Bauer	35 Milt Schmidt	89 Pat Egan
1947-48	40 Grant Warwick	23 Grant Warwick	21 Don Gallinger	81 Pat Egan
1948-49	49 Paul Ronty	22 John Peirson	29 Paul Ronty	92 Pat Egan
1949-50	59 Paul Ronty	27 John Peirson	36 Paul Ronty	122 Ferny Flaman
1950-51	61 Milt Schmidt	22 Milt Schmidt	39 Milt Schmidt	119 Bill Ezinicki
1951-52	50 Milt Schmidt	21 Milt Schmidt	30 John Peirson	127 GUS KYLE
1952-53	44 Fleming Mackell	27 Fleming Mackell	23 Milt Schmidt	69 Leo Labine
1953-54	47 Fleming Mackell	21 John Peirson	32 Fleming Mackell	81 Bob Armstrong
1954-55	42 Leo Labine	24 Leo Labine	24 Fleming Mackell	150 FERNY FLAMAN
1955-56	37 Vic Stasiuk	19 Vic Stasiuk	24 Don McKenney	122 Bob Armstrong
1956-57	60 Don McKenney	31 Real Chevrefils	39 Don McKenney	128 Leo Labine
1957-58	66 Bronco Horvath	30 Bronco Horvath	40 Fleming Mackell	72 Fleming Mackell
1958-59	62 Don McKenney	32 Don McKenney	36 John Bucyk	101 Ferny Flaman
1959-60	80 Bronco Horvath	39 BRONCO HORVATH	49 Don McKenney	121 Vic Stasiuk
1960-61	50 Jerry Toppazzini	26 Don McKenney	35 Jerry Toppazzini	95 Jimmy Bartlett
1961-62	60 John Bucyk	22 Don McKenney	40 John Bucyk	116 Ted Green
1962-63	66 John Bucyk	27 John Bucyk	40 Murray Oliver	117 Ted Green
1963-64	69 Murray Oliver	24 Murray Oliver	44 Murray Oliver	145 Ted Green
1964-65	55 John Bucyk	26 John Bucyk	29 John Bucyk	156 Ted Green
1965-66	60 Murray Oliver	27 John Bucyk	42 Murray Oliver	113 Ted Green
1966-67	48 John Bucyk	20 Pit Martin	30 John Bucyk	112 Gilles Marotte
1967-68	84 Phil Esposito	35 Phil Esposito	49 Phil Esposito	150 Don Awrey
1968-69	126 PHIL ESPOSITO	49 Phil Esposito	77 Phil Esposito	146 Derek Sanderson
1969-70	120 BOBBY ORR	43 PHIL ESPOSITO	87 BOBBY ORR	125 Bobby Orr
1970-71	152 PHIL ESPOSITO	76 PHIL ESPOSITO	102 BOBBY ORR	141 Don Awrey
1971-72	133 PHIL ESPOSITO	66 PHIL ESPOSITO	80 Bobby Orr	132 Dallas Smith
1972-73	130 PHIL ESPOSITO	55 PHIL ESPOSITO	75 Phil Esposito	127 Carol Vadnais
1973-74	145 PHIL ESPOSITO	68 PHIL ESPOSITO	90 BOBBY ORR	123 Carol Vadnais
1974-75	135 BOBBY ORR	61 PHIL ESPOSITO	89 Bobby Orr	146 Terry O'Reilly
1975-76	105 Jean Ratelle	36 John Bucyk	59 Jean Ratelle	150 Terry O'Reilly
1976-77	94 Jean Ratelle	38 Peter McNab	61 Jean Ratelle	166 Mike Milbury
1977-78	90 Terry O'Reilly	41 Peter McNab	61 Terry O'Reilly	211 Terry O'Reilly
1978-79	86 Rick Middleton	38 Rick Middleton	51 Terry O'Reilly	205 Terry O'Reilly
1979-80	92 Rick Middleton	40 Rick Middleton	52 Rick Middleton	265 Terry O'Reilly
1980-81	103 Rick Middleton	44 Rick Middleton	59 Rick Middleton	223 Terry O'Reilly
1981-82	94 Rick Middleton	51 Rick Middleton	49 Ray Bourque	213 Terry O'Reilly
1982-83	107 Barry Pederson	49 Rick Middleton	61 Barry Pederson	216 Mike Milbury
1983-84	116 Barry Pederson	47 Rick Middleton	77 Barry Pederson	159 Mike Milbury
1984-85	86 Ray Bourque	33 Charlie Simmer	66 Ray Bourque	263 John Blum
1985-86	84 Keith Crowder	38 Keith Crowder	58 Ken Linseman	207 Nevin Markwart
			Ray Bourque	

Note -- All CAPS indicates player led league in that category

YEAR-BY-YEAR CATEGORY LEADERS



Season	Points		Goals		Assists		Penalty Minutes	
1986-87	95	Ray Bourque	36	Cam Neely	72	Ray Bourque	225	Nevin Markwart
1987-88	81	Ray Bourque	42	Cam Neely	64	Ray Bourque	304	Jay Miller
1988-89	75	Cam Neely	37	Cam Neely	46	Craig Janney	218	Lyndon Byers
1989-90	92	Cam Neely	55	Cam Neely	65	Ray Bourque	159	Lyndon Byers
1990-91	94	Ray Bourque	51	Cam Neely	73	Ray Bourque	277	Chris Nilan
1991-92	81	Ray Bourque	39	Vladimir Ruzicka	60	Ray Bourque	147	Steve Leach
1992-93	142	Adam Oates	45	Adam Oates	97	ADAM OATES	191	Brent Hughes
1993-94	112	Adam Oates	50	Cam Neely	80	Adam Oates	152	Glen Featherstone
1994-95	53	Adam Oates	27	Cam Neely	41	Adam Oates	139	Brent Hughes
1995-96	92	Adam Oates	29	Rick Tocchet	67	Adam Oates	181	Rick Tocchet
1996-97	76	Jozef Stumpel	25	Ted Donato	55	Jozef Stumpel	197	Jeff Odgers
1997-98	83	Jason Allison	33	Jason Allison	50	Jason Allison	199	Ken Baumgartner
1998-99	76	Jason Allison	29	Dmitri Khristich	53	Jason Allison	152	Ken Belanger
1999-2000	60	Joe Thornton	23	Joe Thornton	37	Joe Thornton	82	Joe Thornton
2000-01	95	Jason Allison	40	Bill Guerin	59	Jason Allison	229	Andrei Nazarov
2001-02	71	Glen Murray	41	Glen Murray	50	Jozef Stumpel	174	Sean Brown
				Bill Guerin				
2002-03	101	Joe Thornton	44	Glen Murray	65	Joe Thornton	161	Krzysztof Oliwa
2003-04	73	Joe Thornton	32	Glen Murray	50	Joe Thornton	132	Doug Doull
2004-05	--	--	--	--	--	--	--	--
2005-06	73	Patrice Bergeron	31	Patrice Bergeron	43	Brad Boyes	124	Hal Gill
2006-07	96	Marc Savard	28	Glen Murray	74	Marc Savard	124	Andrew Alberts
2007-08	78	Marc Savard	27	Marco Sturm	63	Marc Savard	114	Zdeno Chara
2008-09	88	Marc Savard	36	Phil Kessel	63	Marc Savard	143	Steve Montador
2009-10	52	Patrice Bergeron	22	Marco Sturm	37	Zdeno Chara	141	Shawn Thornton
		David Krejci						
2010-11	62	Milan Lucic	30	Milan Lucic	49	David Krejci	122	Shawn Thornton
		David Krejci						
2011-12	67	Tyler Seguin	29	Tyler Seguin	42	Patrice Bergeron	154	Shawn Thornton
2012-13	36	Brad Marchand	18	Brad Marchand	23	David Krejci	75	Milan Lucic

Note -- All CAPS indicates player led league in that category

50-GOAL, 100-POINT SEASONS & LONGEST STREAKS

50-GOAL SCORERS

Goals	Player	Season
76	Phil Esposito	1970-71
68	Phil Esposito	1973-74
66	Phil Esposito	1971-72
61	Phil Esposito	1974-75
55	Phil Esposito	1972-73
55	Cam Neely	1989-90
51	John Bucyk	1970-71
51	Rick Middleton	1981-82
51	Cam Neely	1990-91
50	Ken R. Hodge	1973-74
50	Cam Neely	1993-94



Phil Esposito has more 50-goal (five) and 100-point (six) seasons than any other Bruin in team history.

100-POINT SEASONS

Points	Player	Season
152	Phil Esposito	1970-71
145	Phil Esposito	1973-74
142	Adam Oates	1992-93
139	Bobby Orr	1970-71
135	Bobby Orr	1974-75
133	Phil Esposito	1971-72
130	Phil Esposito	1972-73
127	Phil Esposito	1974-75
126	Phil Esposito	1968-69
122	Bobby Orr	1973-74
120	Bobby Orr	1969-70
117	Bobby Orr	1971-72
116	John Bucyk	1970-71
116	Barry Pederson	1983-84
112	Adam Oates	1993-94
107	Barry Pederson	1982-83
105	Ken R. Hodge	1970-71
105	Ken R. Hodge	1973-74
105	Jean Ratelle	1975-76
105	Rick Middleton	1983-84
103	Rick Middleton	1980-81
102	Joe Juneau	1992-93
101	Bobby Orr	1972-73
101	Joe Thornton	2002-03

LONGEST GOAL STREAKS

Points	Player	Season	Goals
9	Phil Esposito	1970-71	14
8	Cam Neely	1990-91	9
8	Cam Neely	1989-90	9
7	Geoff Courtnall	1985-86	7
7	Mike O'Connell	1983-84	7
7	Barry Pederson	1981-82	8
7	Ken R. Hodge	1973-74	8
7	John Bucyk	1965-66	7
6	10x; last Phil Kessel	2008-09	7

LONGEST POINT STREAKS

Points	Player	Season	G	A
22	Bronco Horvath	1959-60	17	18
21	Adam Oates	1992-93	9	30
20	Adam Oates	1996-97	7	21
19	Ray Bourque	1987-88	6	21
18	Phil Kessel	2008-09	14	14
17	Ray Bourque	1984-85	4	24
16	Rick Middleton	1983-84	13	13
15	Ken Linseman	1985-86	4	20
15	Bobby Orr	1973-74	8	15
15	Phil Esposito	1973-74	19	15
15	Bobby Orr	1970-71	10	23

BEST & WORSTS



1. Longest Winning Streak

12-13	6	6-0-0
11-12	10	10-0-0
10-11	7	7-0-0
09-10	4	2x 4-0-0
08-09	10	10-0-0

07-08	6	6-0-0 0
06-07	4	2x 4-0-0
05-06	3	2x 3-0-0
04-05	-	-
03-04	6	6-0-0-0

02-03	5	5-0-0-0
01-02	6	6-0-0-0
00-01	4	2x 4-0-0-0
99-00	6	6-0-0-0
98-99	4	4-0-0

Five Longest

29-30	14	14-0-0-0
70-71	13	13-0-0-0
29-30	11	11-0-0-0
11-12	10	4x 10-0-0-0

2. Longest Unbeaten Streak

12-13	6	6-0-0
11-12	10	10-0-0
10-11	7	7-0-0
09-10	4	2x 4-0-0
08-09	10	10-0-0

07-08	6	6-0-0
06-07	4	2x 4-0-0
05-06	3	2x 3-0-0
04-05	-	-
03-04	7	6-0-1-0

02-03	8	6-0-2-0
01-02	6	2x 6-0-0-0
00-01	4	2-0-2-0
99-00	7	6-0-1-0
98-99	8	6-0-2

Five Longest

40-41	23	15-0-8-0
68-69	18	13-0-5-0
82-83	17	15-0-2-0
77-78	17	15-0-2-0
29-30	17	16-0-1-0

3. Longest Point Streak (includes overtime loss point)

12-13	6	2x 6-0-0
11-12	15	14-0-1
10-11	8	7-0-1
09-10	7	6-0-1
08-09	10	2x 10-0-0

07-08	8	7-0-1
06-07	5	4-0-1
05-06	9	4-0-5
04-05	-	-
03-04	12	8-0-2-2

02-03	8	6-0-2-0
01-02	6	4x 6-0-0-0
00-01	6	5-0-0-1
99-00	8	3-0-3-2
98-99	8	6-0-2

Five Longest

40-41	23	15-0-8-0
68-69	18	13-0-5-0
82-83	17	15-0-2-0
77-78	17	15-0-2-0
29-30	17	16-0-1-0

4. Longest Losing Streak

12-13	4	0-3-1
11-12	4	0-4-0
10-11	4	0-2-2
09-10	10	0-6-4
08-09	4	0-2-2

07-08	6	0-5-1
06-07	6	0-6-0
05-06	6	2x 0-5-1
04-05	-	-
03-04	3	2x 0-3-0-0

02-03	5	2x 0-5-0-0
01-02	4	2x 0-4-0-0
00-01	5	0-3-0-2
99-00	5	0-4-0-1
98-99	4	0-4-0

Five Longest

24-25	11	0-11-0-0
09-10	10	0-6-0-4
55-56	8	0-8-0-0
96-97	7	4x 0-7-0-0

5. Longest Winless Streak

12-13	4	0-3-1
11-12	4	0-4-0
10-11	4	0-2-2
09-10	10	0-6-4
08-09	4	0-2-2

07-08	6	0-5-1
06-07	6	0-6-0
05-06	6	2x 0-5-1
04-05	-	-
03-04	6	0-4-2-0

02-03	9	0-5-3-1
01-02	5	2x 0-4-1-0
00-01	5	2x 0-4-1-0
99-00	9	0-5-4-0
98-99	8	0-6-2

Five Longest

61-62	20	0-16-4-0
62-63	16	0-10-6-0
65-66	12	0-11-1-0
63-64	11	3x 0-10-1-0
09-10	10	0-6-0-4

6. Longest Winning Streak, Home

12-13	5	5-0-0
11-12	6	6-0-0
10-11	3	2x 3-0-0
09-10	4	4-0-0
08-09	14	14-0-0

07-08	3	5x 3-0-0
06-07	3	3-0-0
05-06	2	4x 2-0-0
04-05	-	-
03-04	4	2x 4-0-0-0

02-03	8	8-0-0-0
01-02	5	5-0-0-0
00-01	5	5-0-0-0
99-00	6	6-0-0
98-99	5	5-0-0

Five Longest

29-30	20	20-0-0-0
70-71	19	19-0-0-0
75-76	16	16-0-0-0
73-74	15	15-0-0-0
08-09	14	14-0-0-0

7. Longest Unbeaten Streak, Home

12-13	5	5-0-0
11-12	6	6-0-0
10-11	3	2x 3-0-0
09-10	4	4-0-0
08-09	14	14-0-0

07-08	3	5x 3-0-0
06-07	3	3-0-0
05-06	2	4x 2-0-0
04-05	-	-
03-04	6	5-0-1-0

02-03	8	8-0-0-0
01-02	5	5-0-0-0
00-01	5	5-0-0-0
99-00	8	6-0-2-0
98-99	5	4x 5-0-0

Five Longest

70-71	27	26-0-1-0
71-72	24	20-0-4-0
82-83	23	20-0-3-0
73-74	21	19-0-2-0
75-76	20	3x 16-0-4-0

8. Longest Point Streak, Home (includes overtime loss point)

12-13	9	8-0-1
11-12	9	8-0-1
10-11	5	3x 4-0-1
09-10	5	2x 4-0-1
08-09	14	14-0-0

07-08	4	2x 3-0-1
06-07	4	3-0-1
05-06	8	4-0-4
04-05	-	-
03-04	6	2x 5-0-1-0

02-03	8	8-0-0-0
01-02	7	5-0-0-2
00-01	5	2x 5-0-0-0
99-00	8	6-0-2-0
98-99	5	4x 5-0-0

Five Longest

70-71	27	26-0-1-0
71-72	24	20-0-4-0
82-83	23	20-0-3-0
73-74	21	19-0-2-0
75-76	20	3x 16-0-4-0

9. Longest Losing Streak, Home

12-13	3	0-2-1
11-12	2	5x 0-1-1
10-11	3	0-2-1
09-10	10	0-7-3
08-09	3	0-2-1

07-08	4	0-4-0
06-07	5	0-4-1
05-06	4	0-4-4
04-05	-	-
03-04	2	3x 0-1-0-1

02-03	2	3x 0-1-0-1
01-02	3	0-2-0-1
00-01	3	2x 0-3-0-0
99-00	5	0-5-0-0
98-99	2	2x 0-2-0

Five Longest

24-25	11	0-11-0-0
09-10	10	0-7-0-3
06-07	5	6x 0-4-1-0

Notes - In cases of multiple streaks of the same length, record shown is last such streak. Records shown are W-L-T through 1998-99; W-L-T-OL from 1999-00 through 2003-04; and W-L-OL from 2005-06 to present. The 2004-05 season was cancelled due to lockout. All Five Longest records are W-L-T-OL.

BESTS & WORSTS



18. Power Play

	GF-Adv	%age	Rk		GF-Adv	%age	Rk		GF-Adv	%age	Rk		GF-Adv	%age	Rk
12-13	18-122	14.8	26	07-08	56-319	17.6	16	02-03	59-325	18.2	8	97-98	62-359	17.3	8
11-12	43-250	17.2	15	06-07	71-412	17.2	19	01-02	39-283	13.8	26	96-97	46-310	14.8	16
10-11	43-265	16.2	20	05-06	62-418	14.8	25	00-01	64-390	16.4	15	95-96	68-363	18.7	11
09-10	44-265	16.6	23	04-05	-	-	-	99-00	51-355	14.4	22	94-95	46-211	21.8	4
08-09	74-313	23.6	4	03-04	48-300	16.0	17	98-99	65-368	17.7	8	93-94	84-387	21.7	3

19. Penalty Killing

	GA-TS	%age	Rk		GA-TS	%age	Rk		GA-TS	%age	Rk		GA-TS	%age	Rk
12-13	21-163	87.1	4	07-08	71-332	78.6	28	02-03	65-375	82.7	18	97-98	44-285	84.6	15
11-12	43-260	83.5	11	06-07	81-442	81.7	19	01-02	45-349	87.1	1	96-97	56-308	81.8	21
10-11	46-265	82.6	16	05-06	78-479	83.7	12	00-01	65-377	82.8	18	95-96	67-341	80.4	20
09-10	37-272	86.4	3	04-05	-	-	-	99-00	55-268	79.5	27	94-95	24-183	86.9	1
08-09	54-306	82.4	12	03-04	55-335	83.6	17	98-99	33-305	89.2	1	93-94	58-378	84.7	1

20. Shorthanded Goals

	GF	GA		GF	GA		GF	GA		GF	GA
12-13	5	2	07-08	9	6	02-03	10	11	97-98	5	3
11-12	8	1	06-07	8	18	01-02	14	5	96-97	15	6
10-11	11	5	05-06	9	10	00-01	8	7	95-96	13	7
09-10	6	4	04-05	-	-	99-00	0	4	94-95	3	4
08-09	8	7	03-04	7	13	98-99	3	9	93-94	17	9

21. Penalty Minutes

	PIM	Bench	Avg		PIM	Bench	Avg		PIM	Bench	Avg		PIM	Bench	Avg
12-13	584	14	12.2	07-08	1069	18	13.0	02-03	1370	24	16.7	97-98	1117	12	13.6
11-12	1101	8	13.4	06-07	1256	24	15.3	01-02	1454	12	17.7	96-97	1369	4	16.7
10-11	1115	10	13.6	05-06	1162	12	14.3	00-01	1325	18	16.2	95-96	1039	10	12.7
09-10	929	24	11.6	04-05	-	-	-	99-00	865	6	10.5	94-95	793	6	16.5
08-09	1016	12	12.5	03-04	1208	22	14.7	98-99	1182	6	14.4	93-94	1442	14	17.2

22. Recent 0-0 Games

Date	Opponent	Date	Opponent	Date	Opponent	Date	Opponent
Nov. 12, 2009	vs. Florida*	Oct. 20, 2007	vs. NY Rangers*	Jan. 13, 2000	vs. Buffalo	Nov. 7, 1998	at Pittsburgh
Mar. 9, 2008	at NY Rangers*	Feb. 24, 2004	at NY Islanders	Jan. 31, 1999	vs. Carolina	Jan. 1, 1998	vs. Ottawa

* -- Games were 0-0 following regulation and overtime period. Games were decided by shootout.

23. Recent Penalty-Free Games

Date	Score	Date	Score	Date	Score	Date	Score
Mar. 28, 2001	Bos 3 at Tor 0	Feb. 21, 1978	Bos 3 at Col 2	Feb. 19, 1977	Bos 0 at LA 2	Jan. 30, 1966	Mtl 3 at Bos 1

24. Neutral Site Game Results

Date	Score	Location	Date	Score	Location
Feb. 8, 1993	Bos 0 vs Pit 4	at Atlanta, Georgia	Jan. 1, 2010	Bos 2 vs Phi 1	at Fenway Park, Boston MA
Mar. 16, 1993	Bos 3 vs NJ 1	at Providence, Rhode Island	Oct. 9, 2010	Bos 2 vs Phx 5	at Prague, Czech Republic
Dec. 31, 1993	Bos 3 vs Phi 4	at Minneapolis, Minnesota	Oct. 10, 2010	Bos 3 vs Phx 0	at Prague, Czech Republic
Apr. 3, 1994	Bos 2 vs Pit 6	at Cleveland, Ohio			

DID YOU KNOW?

The 2003-04 season was the last NHL season in which games could end in a 0-0 tie. From the 2005-06 season forward, games that are tied after regulation and overtime are decided by a shootout format. The Bruins have had three games since 2005-06 that ended in 0-0 ties after 65 minutes of play but ended with 1-0 shootout decisions.

In the 1992-93 and 1993-94 seasons, the NHL played an 84-game schedule. Teams played 41 games each on their home ice and on the road, while two games in each of those seasons were played at neutral sites. One each of those games was deemed a 'home' and 'road' game for records purposes.



Credit Brian Babineau/NHL via Getty Images

The Bruins played the first outdoor game in their history on January 1, 2010 in the NHL Winter Classic game in Boston's Fenway Park.

BESTS & WORSTS



MOST DECISIVE VICTORIES

11-Goal Decisions

Jan. 21, 1945	New York Rangers	3	at	Boston Bruins	14
Jan. 18, 1964	Boston Bruins	11	at	Toronto Maple Leafs	0
Dec. 14, 1974	Washington Capitals	1	at	Boston Bruins	12

10-Goal Decisions

Mar. 12, 1929	Chicago Blackhawks	1	at	Boston Bruins	11
Feb. 21, 1933	Montreal Canadiens	0	at	Boston Bruins	10
Jan. 2, 1944	Boston Bruins	13	at	New York Rangers	3
Dec. 20, 1979	Toronto Maple Leafs	0	at	Boston Bruins	10

9-Goal Decisions

Feb. 12, 1947	New York Rangers	1	at	Boston Bruins	10
Jan. 24, 1953	New York Rangers	0	at	Boston Bruins	9
Feb. 27, 1969	Boston Bruins	9	at	Oakland Seals	0
Nov. 14, 1971	Los Angeles Kings	2	at	Boston Bruins	11
Nov. 7, 1981	Boston Bruins	10	at	Quebec Nordiques	1
Dec. 22, 1987	Buffalo Sabres	0	at	Boston Bruins	9
Jan. 5, 2012	Calgary Flames	0	at	Boston Bruins	9

MOST DECISIVE DEFEATS

9-Goal Decisions

Dec. 22, 1924	Toronto Maple Leafs	10	at	Boston Bruins	1
Nov. 21, 1943	Boston Bruins	4	at	Montreal Canadiens	13
Jan. 8, 1944	Boston Bruins	3	at	Toronto Maple Leafs	12
Dec. 11, 1952	Detroit Red Wings	10	at	Boston Bruins	1
Dec. 4, 1965	Chicago Blackhawks	10	at	Boston Bruins	1
Mar. 15, 1967	Boston Bruins	2	at	Montreal Canadiens	11
Feb. 23, 1969	Boston Bruins	0	at	New York Rangers	9
Mar. 9, 1976	Boston Bruins	0	at	Atlanta Flames	9

8-Goal Decisions

18x - Last each home / road:

Jan. 4, 2007	Toronto Maple Leafs	10	at	Boston Bruins	2
Mar. 3, 2008	Boston Bruins	2	at	Washington Capitals	10

BEST RECORDS BY GAME

Gm	Pts	#	Last Time ...	Gm	Pts	#	Last Time ...
1	2	36x	12-13 1-0-0	43	75		29-30 37-5-1
2	4	19x	12-13 2-0-0	44	77		29-30 38-5-1
3	6	12x	01-02 3-0-0	45	70		08-09 33-8-4
4	8	6x	90-91 4-0-0	46	71	2x	08-09 33-8-5
5	10		37-38 5-0-0	47	73		08-09 34-8-5
6	12		37-38 6-0-0	48	75		08-09 35-8-5
7	13	2x	69-70 6-0-1	49	76	3x	08-09 35-8-6
8	14		37-38 6-0-2	50	78	3x	08-09 36-8-6
9	15	2x	92-93 7-1-1	51	80	3x	08-09 37-8-6
10	16	4x	78-79 7-1-2	52	82	2x	08-09 38-8-6
11	18	4x	12-13 8-1-2	53	84		08-09 39-8-6
12	20		29-30 10-2-0	54	85	2x	08-09 39-8-7
13	22		29-30 11-2-0	55	87		70-71 40-8-7
14	24		29-30 12-2-0	56	87	3x	73-74 40-9-7
15	26		29-30 13-2-0	57	89	3x	73-74 41-9-7
16	28		29-30 14-2-0	58	91		71-72 41-8-9
17	30		29-30 15-2-0	59	93		71-72 42-8-9
18	32		29-30 16-2-0	60	95		71-72 43-8-9
19	34		29-30 17-2-0	61	97		71-72 44-8-9
20	36		29-30 18-2-0	62	99		71-72 45-8-9
21	38		29-30 19-2-0	63	101		71-72 46-8-9
22	38		29-30 19-3-0	64	103		71-72 47-8-9
23	40		29-30 20-3-0	65	105		71-72 48-8-9
24	40		29-30 20-4-0	66	105	2x	71-72 48-9-9
25	42		29-30 21-4-0	67	107	2x	71-72 49-9-9
26	44		29-30 22-4-0	68	109		70-71 51-10-7
27	46		29-30 23-4-0	69	111		70-71 52-10-7
28	48		29-30 24-4-0	70	113		70-71 53-10-7
29	50		29-30 25-4-0	71	115		70-71 54-10-7
30	51		29-30 25-4-1	72	115		70-71 54-11-7
31	53		29-30 26-4-1	73	115	2x	71-72 52-10-11
32	55		29-30 27-4-1	74	117		71-72 53-10-11
33	57		29-30 28-4-1	75	117		71-72 53-11-11
34	59		29-30 29-4-1	76	117	2x	71-72 53-12-11
35	61		29-30 30-4-1	77	119		70-71 56-14-7
36	63		29-30 31-4-1	78	121		70-71 57-14-7
37	65		29-30 32-4-1	79	113		77-78 51-17-11
38	67		29-30 33-4-1	80	114		08-09 52-18-10
39	69		29-30 34-4-1	81	114		08-09 52-19-10
40	71		29-30 35-4-1	82	116		08-09 53-19-10
41	73		29-30 36-4-1	83	107		92-93 50-26-7
42	73		29-30 36-5-1	84	109		92-93 51-26-7

WORST RECORDS BY GAME

Gm	Pts	#	Last Time ...	Gm	Pts	#	Last Time ...
1	0	36x	11-12 0-1-0	43	24	2x	64-65 10-29-4
2	0	12x	05-06 0-2-0	44	26	4x	65-66 11-29-4
3	0	7x	99-00 0-3-0	45	26	2x	64-65 11-30-4
4	0	2x	64-65 0-4-0	46	26		64-65 11-31-4
5	1	4x	65-66 0-4-1	47	26		64-65 11-32-4
6	1	3x	64-65 0-5-1	48	26		64-65 11-33-4
7	1	2x	64-65 0-6-1	49	28	2x	64-65 12-33-4
8	1	2x	64-65 0-7-1	50	28		61-62 12-34-4
9	1		64-65 0-8-1	51	28		61-62 12-35-4
10	2		24-25 1-9-0	52	29		61-62 12-35-5
11	2		24-25 1-10-0	53	29		61-62 12-36-5
12	2		24-25 1-11-0	54	30		61-62 12-36-6
13	4		24-25 2-11-0	55	30		61-62 12-37-6
14	4		24-25 2-12-0	56	30		61-62 12-38-6
15	4		24-25 2-13-0	57	30		61-62 12-39-6
16	4		24-25 2-14-0	58	30		61-62 12-40-6
17	4		24-25 2-15-0	59	30		61-62 12-41-6
18	4		24-25 2-16-0	60	30		61-62 12-42-6
19	4		24-25 2-17-0	61	31		61-62 12-42-7
20	4		24-25 2-18-0	62	31		61-62 12-43-7
21	6		24-25 3-18-0	63	31		61-62 12-44-7
22	6		24-25 3-19-0	64	31		61-62 12-45-7
23	6		24-25 3-20-0	65	31		61-62 12-46-7
24	6		24-25 3-21-0	66	32		61-62 12-46-8
25	6		24-25 3-22-0	67	34		61-62 13-46-8
26	8		24-25 4-22-0	68	36		61-62 14-46-8
27	8		24-25 4-23-0	69	36		61-62 14-47-8
28	10		24-25 5-23-0	70	38		61-62 15-47-8
29	12		24-25 6-23-0	71	57		96-97 24-38-9
30	12		24-25 6-24-0	72	57		96-97 24-39-9
31	14		61-62 5-22-4	73	57		96-97 24-40-9
32	15		65-66 6-23-3	74	57		96-97 24-41-9
33	15		65-66 6-24-3	75	57		96-97 24-42-9
34	17		65-66 7-24-3	76	57		96-97 24-43-9
35	18		65-66 7-24-4	77	57		96-97 24-44-9
36	18		65-66 7-25-4	78	59		96-97 25-44-9
37	18		65-66 7-26-4	79	59		96-97 25-45-9
38	20		65-66 8-26-4	80	59		96-97 25-46-9
39	22	2x	65-66 9-26-4	81	59		96-97 25-47-9
40	22		61-62 9-27-4	82	61		96-97 26-47-9
41	22		61-62 9-28-4	83	107		92-93 50-26-7
42	22		61-62 9-29-4	84	109		92-93 51-26-7

ALL-TIME PENALTY SHOTS FOR



Date	Shooter	Defending Team	Goaltender	Goal	Game Score
Dec. 11, 1934	Eddie Shore	New York Americans	Roy Worters	No	4-3
Dec. 11, 1934	Aubrey Clapper	New York Americans	Roy Worters	No	4-3
Dec. 13, 1934	Nels Stewart	at New York Americans	Roy Worters	No	3-4
Jan. 8, 1935	Eddie Shore	Toronto Maple Leafs	George Hainsworth	No	1-3
Mar. 9, 1935	Albert Siebert	Toronto Maple Leafs	George Hainsworth	No	7-4
Jan. 18, 1936	Albert Siebert	at Toronto Maple Leafs	George Hainsworth	Yes	2-5
Jan. 22, 1939	Woody Dumart	at Detroit Red Wings	Cecil Thompson	Yes	5-0
Nov. 31, 1943	Armand Guidolin	Chicago Blackhawks	Hec Highton	No	6-5
Oct. 17, 1954	Joe Klukay	Toronto Maple Leafs	Harry Lumley	No	1-1
Nov. 8, 1959	Larry Leach	Chicago Blackhawks	Glenn Hall	No	5-3
Jan. 20, 1962	Wayne Connelly	at Toronto Maple Leafs	Johnny Bower	Yes	5-4
Mar. 10, 1962	Larry Leach	at Montreal Canadiens	Jacques Plante	No	2-5
Nov. 1, 1962	John Bucyk	Chicago Blackhawks	Glenn Hall	No	2-4
Jan. 16, 1963	Murray Oliver	at Chicago Blackhawks	Glenn Hall	No	5-4
Dec. 22, 1963	Forbes Kennedy	Chicago Blackhawks	Glenn Hall	No	1-4
Dec. 28, 1963	Tom Williams	at Toronto Maple Leafs	Johnny Bower	No	0-2
Jan. 4, 1964	Leo Boivin	at Montreal Canadiens	Charlie Hodge	Yes	1-5
Dec. 12, 1964	John Bucyk	at Toronto Maple Leafs	Terry Sawchuk	Yes	3-6
Dec. 27, 1964	Dean Prentice	at Chicago Blackhawks	Denis DeJordy	Yes	2-6
Dec. 21, 1966	Dallas Smith	at New York Rangers	Ed Giacomin	No	1-5
Feb. 4, 1967	John Bucyk	New York Rangers	Ed Giacomin	Yes	3-4
Feb. 25, 1967	Bob Dillabough	at Chicago Blackhawks	Glenn Hall	No	3-6
Feb. 23, 1972	Fred Stanfield	at California Golden Seals	Gilles Meloche	No	8-6
Nov. 2, 1975	Bob Schmautz	California Golden Seals	Gary Simmons	No	5-0
Feb. 27, 1979	Rick Middleton	Colorado Rockies	Michel Plasse	Yes	2-4
Jan. 27, 1986	Steve Kasper	Hartford Whalers	Mike Liut	No	6-3
Mar. 1, 1986	Steve Kasper	New Jersey Devils	Alain Chevrier	No	8-3
Feb. 7, 1988	Geoff Courtnall	New Jersey Devils	Alain Chevrier	No	6-3
Nov. 11, 1988	Ray Bourque	at New York Rangers	John Vanbiesbrouck	No	4-4
Dec. 12, 1990	Bob Sweeney	at Hartford Whalers	Peter Sidorkiewicz	Yes	5-1
Mar. 31, 1991	Randy Burridge	Hartford Whalers	Kay Whitmore	No	7-3
Nov. 2, 1991	Wes Walz	Detroit Red Wings	Tim Cheveldae	No	4-1
Jan. 9, 1992	Craig Janney	Quebec Nordiques	Stephane Fiset	No	5-4
Oct. 15, 1993	Cam Neely	at Mighty Ducks of Anaheim	Ron Tugnutt	No	1-1
Mar. 19, 1994	Ray Bourque	New Jersey Devils	Chris Terreri	Yes	6-8
Mar. 18, 1996	Rick Tocchet	San Jose Sharks	Geoff Sarjeant	No	3-3
Nov. 19, 1996	Todd Elik	at Washington Capitals	Jim Carey	No	2-2
Mar. 22, 1997	Brett Harkins	Ottawa Senators	Ron Tugnutt	No	4-5
Apr. 10, 1997	Jason Allison	Buffalo Sabres	Dominik Hasek	No	1-5
Oct. 4, 1997	Rob DiMaio	Montreal Canadiens	Andy Moog	No	1-4
Dec. 17, 1997	Steve Heinze	at Tampa Bay Lightning	Corey Schwab	No	0-2
Apr. 15, 1998	Tim Taylor	at Montreal Canadiens	Jocelyn Thibault	Yes	6-2
Mar. 17, 1999	Landon Wilson	at Toronto Maple Leafs	Curtis Joseph	No	4-1
Mar. 24, 1999	Jason Allison	at Ottawa Senators	Ron Tugnutt	Yes	3-0
Nov. 9, 2002	Glen Murray	Ottawa Senators	Martin Prusek	No	7-1
Mar. 9, 2003	Mike Knuble	at Chicago Blackhawks	Jocelyn Thibault	Yes	5-8
Jan. 24, 2004	P. J. Axelsson	Florida Panthers	Roberto Luongo	No	1-2
Feb. 2, 2006	P. J. Axelsson	Montreal Canadiens	Cristobal Huet	No	3-1
Mar. 25, 2006	Travis Green	Buffalo Sabres	Ryan Miller	No	5-4
Apr. 11, 2006	Marco Sturm	at Ottawa Senators	Mike Morrison	No	3-4
Nov. 18, 2006	Marco Sturm	Washington Capitals	Brent Johnson	No	3-2/OT
Jan. 9, 2007	Marco Sturm	at Ottawa Senators	Ray Emery	Yes	2-5
Oct. 27, 2007	Phil Kessel	Philadelphia Flyers	Martin Biron	No	1-2
Dec. 8, 2008	P. J. Axelsson	Tampa Bay Lightning	Mike Smith	No	5-3
Jan. 9, 2010	Marco Sturm	New York Rangers	Henrik Lundqvist	No	1-3
Feb. 2, 2010	David Krejci	Washington Capitals	Jose Theodore	No	1-4
Mar. 21, 2010	Daniel Paille	New York Rangers	Henrik Lundqvist	No	2-1
Mar. 29, 2010	Marco Sturm	Buffalo Sabres	Ryan Miller	No	2-3
Mar. 8, 2011	Brad Marchand	at Montreal Canadiens	Carey Price	No	1-4
Apr. 2, 2011	Michael Ryder	Atlanta Thrashers	Ondrej Pavelec	Yes	3-2
Jan. 7, 2012	Daniel Paille	Vancouver Canucks	Cory Schneider	No	3-4
Jan. 10, 2012	Shawn Thornton	Winnipeg Jets	Ondrej Pavelec	Yes	5-3
Mar. 5, 2013	Brad Marchand	at Washington Capitals	Braden Holtby	Yes	3-4/OT
Apr. 10, 2013	Johnny Boychuk	at New Jersey Devils	Martin Brodeur	No	5-4

Total Shots For: 64 (17 goals)

ALL-TIME PENALTY SHOTS AGAINST



Date	Opponent Shooter	Team	Boston Goaltender	Goal	Game Score
Jan. 22, 1935	Earl Robinson	Montreal Maroons	Cecil Thompson	No	4-3
Jan. 22, 1935	Russ Blinco	Montreal Maroons	Cecil Thompson	No	4-3
Nov. 6, 1938	Charlie Conacher	at New York Americans	Frank Brimsek	Yes	3-2
Mar. 3, 1940	Mud Bruneteau	Detroit Red Wings	Frank Brimsek	Yes	3-6
Feb. 19, 1944	Jack Hamilton	at Toronto Maple Leafs	Bert Gardiner	Yes	4-10
Jan. 12, 1949	Ken Reardon	Montreal Canadiens	Frank Brimsek	Yes	3-5
Mar. 1, 1950	Bill Barilko	Toronto Maple Leafs	Jack Gelineau	Yes	5-2
Feb. 4, 1962	Alex Delvecchio	at Detroit Red Wings	Bruce Gamble	No	0-6
Feb. 7, 1962	Ron Stewart	at Toronto Maple Leafs	Bruce Gamble	No	2-2
Feb. 15, 1962	Bobby Rousseau	at Montreal Canadiens	Bruce Gamble	Yes	1-9
Mar. 21, 1963	Andy Heberton	New York Rangers	Ed Johnston	No	2-2
Mar. 4, 1964	Don McKenney	at Toronto Maple Leafs	Ed Johnston	No	4-4
Nov. 5, 1967	Bob Pulford	Toronto Maple Leafs	Gerry Cheevers	No	2-2
Jan. 10, 1976	Wayne King	California Golden Seals	Gilles Gilbert	No	3-2
Dec. 12, 1976	Bill Lothead	Detroit Red Wings	Gilles Gilbert	No	3-5
Oct. 28, 1978	Lanny McDonald	at Toronto Maple Leafs	Gilles Gilbert	Yes	5-3
Nov. 7, 1987	Mike Eagles	at Quebec Nordiques	Doug Keans	Yes	4-6
Nov. 22, 1987	Steve Yzerman	at Detroit Red Wings	Doug Keans	No	1-0
Mar. 5, 1988	Aaron Broten	New Jersey Devils	Doug Keans	No	6-7/OT
Feb. 26, 1990	Kelly Kisio	at New York Rangers	Reggie Lemelin	No	1-6
Feb. 9, 1991	Wayne Presley	Chicago Blackhawks	Reggie Lemelin	Yes	5-3
Jan. 16, 1992	John Cullen	Hartford Whalers	Andy Moog	No	4-3
Nov. 11, 1992	Brad May	at Buffalo Sabres	Andy Moog	Yes	2-7
Jan. 25, 1993	Denis Savard	at Montreal Canadiens	John Blue	No	2-3
Oct. 5, 1993	Alex Kovalev	at New York Rangers	Jon Casey	No	4-3
Feb. 10, 1994	Wayne Presley	Buffalo Sabres	Vincent Riendeau	No	3-3
Nov. 2, 1995	Steve Yzerman	Detroit Red Wings	Blaine Lacher	No	5-6
Feb. 3, 1996	Randy Burridge	Buffalo Sabres	Bill Ranford	No	4-2
Mar. 12, 1997	Sami Kapanen	at Hartford Whalers	Jim Carey	Yes	3-6
Nov. 24, 1998	Daymond Langkow	at Tampa Bay Lightning	Rob Tallas	No	4-1
Jan. 9, 2001	Martin Straka	Pittsburgh Penguins	Byron Dafoe	No	5-2
Feb. 9, 2002	Pavel Bure	Florida Panthers	Byron Dafoe	No	4-1
Feb. 27, 2003	Adam Hall	at Nashville Predators	Steve Shields	No	1-5
Mar. 21, 2003	Patrick Marleau	at San Jose Sharks	Steve Shields	No	2-3
Dec. 11, 2003	Dainius Zubrus	at Washington Capitals	Andrew Raycroft	Yes	5-6
Mar. 27, 2004	Jason Ward	Montreal Canadiens	Andrew Raycroft	Yes	3-2/OT
Jan. 12, 2006	Alexander Frolov	Los Angeles Kings	Andrew Raycroft	Yes	0-6
Jan. 26, 2006	Alexander Ovechkin	Washington Capitals	Tim Thomas	No	3-2
Mar. 12, 2006	Maxim Afinogenov	at Buffalo Sabres	Andrew Raycroft	Yes	2-6
Apr. 15, 2006	Marc Savard	at Atlanta Thrashers	Tim Thomas	No	3-4
Jan. 13, 2007	Jed Ortmeyer	at New York Rangers	Tim Thomas	Yes	1-3
Jan. 29, 2007	Brendan Shanahan	New York Rangers	Hannu Toivonen	Yes	1-6
Dec. 28, 2007	Chad LaRose	at Carolina Hurricanes	Tim Thomas	Yes	3-4
Mar. 1, 2008	Ilya Kovalchuk	Atlanta Thrashers	Tim Thomas	Yes	3-2
Nov. 12, 2008	Patrick Sharp	at Chicago Blackhawks	Tim Thomas	No	2-1/SO
Dec. 10, 2008	Alexandre Giroux	at Washington Capitals	Manny Fernandez	No	1-3
Mar. 23, 2010	Colby Armstrong	at Atlanta Thrashers	Tuukka Rask	No	4-0
Dec. 1, 2010	Scott Hartnell	at Philadelphia Flyers	Tim Thomas	No	3-0
Dec. 9, 2010	Frans Nielsen	New York Islanders	Tuukka Rask	Yes	5-2
Dec. 16, 2010	Mike Cammalleri	at Montreal Canadiens	Tim Thomas	Yes	3-4
Mar. 31, 2011	Mikhail Grabovski	Toronto Maple Leafs	Tim Thomas	No	3-4
Jan. 10, 2012	Chris Thorburn	Winnipeg Jets	Tuukka Rask	No	5-3

Total Shots Against: 51 (21 Goals)

DID YOU KNOW?

Boston's Shawn Thornton (goal) and Winnipeg's Chris Thorburn (no goal) were both awarded penalty shots on Jan. 10, 2012. It was the first time in club history that the Bruins had both taken and faced a penalty shot in the same game.

ALL-TIME SHOOTOUT RECORDS



	W	L	GF	SF	%age	GA	SA	%age
Home	20	28	49	175	28.0	60	1738	35.1
Road	26	18	46	145	31.2	40	152	26.4
Overall	46	46	95	320	29.7	100	325	30.8

YEAR-BY-YEAR RESULTS

2005-06 (2-8)

Date	Tm		at	Tm		Goal	Rds
Oct. 24	Bos	4	at	Tor	5	Eric Lindros	3
Oct. 29	NJ	5	at	Bos	4	Brian Gionta	3
Jan. 14	Dal	2	at	Bos	1	Jussi Jokinen	3
Jan. 21	NYR	3	at	Bos	2	Petr Sykora	6
Feb. 5	Car	4	at	Bos	3	Doug Weight	4
Mar. 14	Bos	4	at	Tor	5	Darcy Tucker	3
Mar. 16	Ott	2	at	Bos	3	Patrice Bergeron	3
Mar. 21	Atl	5	at	Bos	4	Jim Slater	7
Mar. 27	Fla	4	at	Bos	3	Olli Jokinen	3
Apr. 6	Tor	2	at	Bos	3	Brad Boyes	3

2006-07 (9-4)

Date	Tm		at	Tm		Goal	Rds
Oct. 12	Bos	2	at	StL	3	Lee Stempniak	4
Nov. 2	Buf	5	at	Bos	4	Ales Kotalik	3
Nov. 15	Bos	3	at	Wsh	2	Patrice Bergeron	3
Nov. 22	Bos	4	at	Pit	3	Marco Sturm	3
Nov. 30	TB	3	at	Bos	4	Phil Kessel	7
Jan. 11	NYI	5	at	Bos	4	Jason Blake	4
Jan. 15	Buf	2	at	Bos	3	Marco Sturm	3
Jan. 18	Pit	4	at	Bos	5	Phil Kessel	4
Feb. 6	Bos	3	at	Wsh	2	Phil Kessel	3
Feb. 10	NYI	3	at	Bos	4	Zdeno Chara	9
Feb. 17	Bos	4	at	Buf	3	Petr Tenkrat	8
Mar. 15	Wsh	3	at	Bos	4	Phil Kessel	3
Mar. 24	NYR	2	at	Bos	1	Jaromir Jagr	3

2007-08 (6-7)

Date	Tm		at	Tm		Goal	Rds
Oct. 20	NYR	0	at	Bos	1	Phil Kessel	3
Nov. 4	Ott	2	at	Bos	1	Daniel Alfredsson	2
Dec. 20	Pit	5	at	Bos	4	Erik Christensen	2
Jan. 17	Tor	3	at	Bos	2	Mats Sundin	3
Jan. 19	NYR	3	at	Bos	4	Phil Kessel	3
Feb. 8	Bos	3	at	Buf	2	Phil Kessel	3
Feb. 19	Bos	3	at	Car	2	Phil Kessel	3
Feb. 21	Bos	5	at	Fla	4	Marco Sturm	3
Mar. 1	Atl	2	at	Bos	3	Phil Kessel	3
Mar. 9	Bos	0	at	NYR	1	Nigel Dawes	3
Mar. 16	Bos	1	at	Wsh	2	Alexander Semin	3
Mar. 22	Bos	2	at	Mtl	3	Saku Koivu	3
Apr. 2	Bos	2	at	NJ	3	Zach Parise	4

2008-09 (4-6)

Date	Tm		at	Tm		Goal	Rds
Oct. 15	Bos	3	at	Mtl	4	Alex Tanguay	3
Oct. 20	Pit	2	at	Bos	1	Evgeni Malkin	5
Oct. 21	Bos	2	at	Buf	3	Thomas Vanek	5
Nov. 12	Bos	2	at	Chi	1	P. J. Axelsson	3
Nov. 15	Bos	2	at	NYR	3	Chris Drury	4
Nov. 22	Bos	3	at	Mtl	2	Blake Wheeler	3
Jan. 19	StL	5	at	Bos	4	T. J. Oshie	2
Jan. 21	Bos	4	at	Tor	3	Michael Ryder	4
Feb. 5	Bos	4	at	Ott	3	P. J. Axelsson	5
Feb. 14	Bos	2	at	Nsh	3	David Legwand	4

2009-10 (10-9)

Date	Tm		at	Tm		Goal	Rds
Oct. 10	NYI	3	at	Bos	4	Marc Savard	3
Oct. 22	Bos	3	at	Phi	4	Claude Giroux	3
Oct. 24	Bos	4	at	Ott	3	Patrice Bergeron	3
Nov. 5	Mtl	2	at	Bos	1	Mike Cammalleri	3
Nov. 12	Fla	1	at	Bos	0	Cory Stillman	4
Nov. 19	Bos	4	at	Atl	3	Patrice Bergeron	3
Nov. 25	Bos	2	at	Min	1	David Krejci	4
Nov. 27	NJ	2	at	Bos	1	Jamie Langenbrunner	3
Nov. 28	Ott	3	at	Bos	4	Michael Ryder	4
Dec. 18	Bos	4	at	Chi	5	Patrick Kane	2
Jan. 14	Bos	2	at	SJ	1	Zdeno Chara	4
Jan. 16	Bos	3	at	LA	4	Dustin Brown	3
Jan. 30	LA	3	at	Bos	2	Jarret Stoll	6
Feb. 4	Mtl	3	at	Bos	2	Brian Gionta	3
Feb. 6	Van	3	at	Bos	2	Pavol Demitra	3
Feb. 9	Bos	3	at	Buf	2	David Krejci	4
Feb. 13	Bos	3	at	Fla	2	Mark Recchi	8
Mar. 4	Tor	2	at	Bos	3	Miroslav Satan	3
Apr. 11	Bos	4	at	Wsh	3	David Krejci	3

2010-11 (2-6)

Date	Tm		at	Tm		Goal	Rds
Nov. 6	StL	2	at	Bos	1	Brad Boyes	3
Nov. 20	LA	4	at	Bos	3	Michal Handzus	6
Dec. 4	Bos	2	at	Tor	3	Phil Kessel	3
Dec. 27	Bos	3	at	Fla	2	Blake Wheeler	3
Dec. 30	Bos	2	at	Atl	3	Tim Stapleton	2
Jan. 1	Bos	6	at	Buf	7	Tyler Ennis	3
Mar. 15	Bos	3	at	Cmb	2	Tyler Seguin	3
Mar. 31	Tor	4	at	Bos	3	Nazem Kadri	3

2011-12 (9-3)

Date	Tm		at	Tm		Goal	Rds
Oct. 15	Bos	3	at	Chi	2	Tyler Seguin	3
Nov. 17	Cmb	1	at	Bos	2	David Krejci	3
Nov. 23	Bos	4	at	Buf	3	Benoit Pouliot	5
Nov. 25	Det	3	at	Bos	2	Todd Bertuzzi	3
Jan. 16	Bos	3	at	Fla	2	David Krejci	4
Jan. 22	Bos	6	at	Phi	5	Tyler Seguin	3
Feb. 11	Nsh	3	at	Bos	4	Tyler Seguin	3
Feb. 15	Bos	4	at	Mtl	3	Tyler Seguin	3
Feb. 24	Bos	1	at	Buf	2	Derek Roy	4
Mar. 17	Phi	2	at	Bos	3	Patrice Bergeron	3
Mar. 29	Wsh	3	at	Bos	2	Brooks Laich	4
Apr. 7	Buf	3	at	Bos	4	Patrice Bergeron	3

2012-13 (4-3)

Date	Tm		at	Tm		Goal	Rds
Jan. 21	Wpg	1	at	Bos	2	Patrice Bergeron	3
Jan. 29	NJ	1	at	Bos	2	Brad Marchand	6
Feb. 12	NYR	4	at	Bos	3	Ryan Callahan	4
Mar. 11	Bos	3	at	Ott	2	David Krejci	4
Mar. 25	Tor	2	at	Bos	3	Patrice Bergeron	3
Mar. 27	Mtl	6	at	Bos	5	Brendan Gallagher	6
Apr. 17	Buf	3	at	Bos	2	Drew Stafford	3

ALL-TIME SHOOTOUT RECORDS



BOSTON SHOOTER STATISTICS

Player	GF	SF	%age
P. J. Axelsson	2	8	25.0
Patrice Bergeron	19	59	32.2
Brandon Bochenski	0	3	0.0
Chris Bourque	0	2	0.0
Brad Boyes	2	11	18.2
Zdeno Chara	3	10	30.0
Mariusz Czerkawski	0	2	0.0
Nathan Horton	1	4	25.0
Brad Isbister	0	1	0.0
Phil Kessel	10	28	35.7
Chuck Kobasew	0	3	0.0
David Krejci	12	34	35.3
Milan Lucic	0	1	0.0
Brad Marchand	2	6	33.3
Glen Metropolit	0	1	0.0
Glen Murray	1	9	11.1
Rich Peverley	1	5	20.0
Benoit Pouliot	1	3	33.3
Marty Reasoner	0	1	0.0
Mark Recchi	1	4	25.0
Michael Ryder	3	13	23.1
Martin St. Pierre	1	1	100.0
Sergei Samsonov	0	3	0.0
Miroslav Satan	2	4	50.0
Marc Savard	4	16	25.0
Tyler Seguin	13	27	48.1
Brad Stuart	0	1	0.0
Marco Sturm	6	25	24.0
Petr Tenkrat	2	3	66.7
Joe Thornton	1	2	50.0
Ben Walter	0	1	0.0
Blake Wheeler	6	20	30.0
Dennis Wideman	0	1	0.0

BOSTON GOALTENDER STATISTICS

Goaltender	W	L	GA	SA	SV%
Alex Auld	2	3	5	15	.667
Manny Fernandez	1	2	4	12	.667
Anton Khudobin	0	1	1	3	.667
Joey McDonald	0	1	2	3	.333
Tuukka Rask	12	9	25	78	.680
Andrew Raycroft	0	1	1	2	.500
Tim Thomas	30	27	56	201	.721
Hannu Toivonen	1	2	5	11	.545

BOSTON CAREER DECIDING GOALS

Player	Deciding Goals	Player	Deciding Goals
Phil Kessel	9	Brad Boyes	1
Patrice Bergeron	8	Brad Marchand	1
David Krejci	6	Benoit Pouliot	1
Tyler Seguin	5	Mark Recchi	1
Marco Sturm	3	Miroslav Satan	1
P. J. Axelsson	2	Marc Savard	1
Zdeno Chara	2	Petr Tenkrat	1
Michael Ryder	2		
Blake Wheeler	2		

TOP OPPONENT SHOOTERS (Ranked by number of shots taken - minimum 4 shots)

Player	GF	SF	%age
Thomas Vanek	3	7	42.9
Jason Pominville	1	6	16.7
Daniel Alfredsson	1	6	16.7
Drew Stafford	3	6	50.0
Daniel Briere	1	5	20.0
Alexander Ovechkin	1	5	20.0
Derek Roy	1	5	20.0
Alexander Semin	3	5	60.0
Chris Drury	1	4	25.0
Ales Kotalik	1	4	25.0
Ilya Kovalchuk	1	4	25.0
Alex Kovalev	0	4	0.0
Viktor Kozlov	3	4	75.0
Jason Spezza	0	4	0.0
Steven Weiss	1	4	25.0

OPPONENT GOALTENDER STATISTICS (Goaltenders active in 2012-13 only)

Goaltender	W	L	GA	SA	SV%
Niklas Backstrom	0	1	2	4	.500
Martin Brodeur	2	0	1	7	.857
Ilya Bryzgalov	0	2	5	5	.000
Peter Budaj	1	0	0	6	1.000
Scott Clemmensen	1	2	4	9	.444
Corey Crawford	0	1	1	2	.500
Rick DiPietro	1	1	4	13	.692
Brian Elliott	0	3	3	11	.727
Ray Emery	1	1	1	5	.800
Jhonas Enroth	0	2	2	8	.750
Marc-Andre Fleury	0	2	3	6	.500
Jean-Sebastien Giguere	1	1	2	6	.667
Jaroslav Halak	2	0	1	6	.833
Johan Hedberg	0	2	3	9	.667
Jimmy Howard	1	0	1	3	.667
Nikolai Khabibulin	0	1	2	3	.333
Robin Lehner	0	1	2	4	.500
Kari Lehtonen	1	0	1	7	.857
Henrik Lundqvist	5	2	6	26	.769
Roberto Luongo	2	0	0	6	1.000
Steve Mason	0	1	1	2	.500
Ryan Miller	5	4	10	34	.706
Michal Neuvirth	1	0	2	4	.500
Antti Niemi	1	0	0	2	1.000
Ondrej Pavelec	1	2	3	7	.429
Carey Price	3	2	2	14	.857
Jonathan Quick	3	0	2	14	.857
James Reimer	1	1	2	6	.667
Pekka Rinne	1	1	3	7	.571
Semyon Varlamov	0	1	2	3	.333
Tomas Vokoun	1	2	4	15	.733
Cam Ward	0	1	2	3	.333

REGULAR SEASON RECORDS



TEAM

* -- denotes NHL record

SINGLE SEASON

Most Points.....	121; 1970-71, 78 games
Most Games Won.....	57; 1970-71, 78 games
Most Games Lost.....	47; 1961-62, 70 games & 1996-97, 82 games
Most Games Tied.....	21; 1954-55, 70 games
Fewest Points.....	12; 1924-25, 30 games & 38; 1961-62, 70 games
Fewest Games Won.....	6; 1924-25, 30 games & 14; 1962-63, 70 games
Fewest Games Lost.....	5; 1929-30, 44 games* & 13; 1971-72, 78 games
Fewest Games Tied.....	0; 1924-25, 30 games & 1; 1929-30, 44 games*
Most Goals Scored.....	399; 1970-71, 78 games (5.12 goals per game)
Most Assists.....	697; 1970-71, 78 games
Most Points.....	1096; 1970-71, 78 games
Most Goals Allowed.....	306; 1961-62, 70 games (4.37 goals per game)
Fewest Goals Scored.....	49; 1924-25, 30 games (1.63 goals per game)
	147; 1955-56, 70 games (2.10 goals per game)
Fewest Goals Allowed.....	52; 1928-29, 44 games (1.18 goals per game)
	181; 1998-99, 82 games (2.21 goals per game)
Most Home Wins.....	33; 1970-71 & 1973-74, 78 games
Most Road Wins.....	26; 1971-72, 78 games
Most Shutouts.....	15; 1927-28, 44 games
Most Shutouts Against.....	11; 1928-29, 44 games & 1955-56, 70 games
Fewest Shutouts.....	0; 1944-45, 50 games
Fewest Shutouts Against.....	0; 1929-30, 44 games;
	1973-74, 78 games; 1978-79 & 1982-83, 80 games; 2012-13, 48 games
Total Shutouts For.....	446; 271 home, 175 road
Total Shutouts Against.....	366; 145 home, 221 road
Most Power Play Goals.....	95; 1985-86, 80 games
Most Power Play Goals Against.....	97; 1985-86, 80 games
Most Shorthanded Goals.....	25; 1970-71, 78 games
Most 20-or-More Goal Scorers.....	11; 1977-78, 80 games*;
	Peter McNab/41, Terry O'Reilly/29, Bobby Schmautz/27, Stan Jonathan/27,
	Jean Ratelle/25, Rick Middleton/25, Wayne Cashman/24, Gregg Sheppard/23,
	Brad Park/20, Don Marcotte/20, Bob Miller/20
Most 30-or-More Goal Scorers.....	5; 1970-71 & 1973-74, 78 games
Most 40-or-More Goal Scorers.....	3; 1970-71, 78 games
Most 50-or-More Goal Scorers.....	2; 1970-71, 78 games

SINGLE GAME

Most Goals Scored, Home.....	14; 14-3 vs. NY Rangers, Jan. 21, 1945
Most Goals Scored, Road.....	13; 13-3 at NY Rangers, Jan. 2, 1944
Most Goals Allowed, Home.....	10; 8 times, last 2-10 vs. Toronto, Jan. 4, 2007
Most Goals Allowed, Road.....	13; 4-13 at Montreal, Nov. 21, 1943
Most Goals, Both Teams.....	19; 10-9 vs. NY Rangers, Mar. 4 1944 &
	9-10 at Detroit, Mar. 16, 1944
Most Points, One Period.....	22; 8 G/14 A, 2nd vs. Toronto, Mar. 16, 1969
Biggest Shutout For.....	11-0; at Toronto, Jan. 18, 1964
Biggest Shutout Against.....	0-9; Twice, last at Atlanta, Mar. 9, 1976
Most Shots on Goal.....	83; 3-2 win vs. Chicago, Mar. 4, 1941*
Most Shots on Goal, One Period.....	33; 2nd vs. Chicago, Mar. 4, 1941*
Most Power Play Goals.....	7; at Minnesota, Jan. 4, 1975

FASTEST

Two Goals, Both Teams.....	0:02; 1st vs. St. Louis, Dec. 19, 1987*,
	Ken Linseman (B) 19:50 & Doug Gilmour (S) 19:52
Three Goals.....	0:20; 3rd vs. Vancouver, Feb. 25, 1971*,
	John Bucyk 4:50, Ed Westfall 5:02 & Ted Green 5:10
Four Goals.....	1:20; 2nd vs. NY Rangers, Jan. 21, 1945*,
	Bill Thoms 6:34, Frank Mario 7:08 & 7:27 & Ken Smith 7:54
Five Goals.....	2:55; 1st & 2nd vs. NY Rangers, Dec. 19, 1974,
	Bobby Schmautz 19:13, Ken Hodge 0:18, Phil Esposito 0:43,
	Don Marcotte 0:58 & John Bucyk 2:08
Two Goals from Start of Game.....	0:27; at Florida, Feb. 14, 2003,
	Mike Knuble, 0:10 & 0:27

STREAKS

Longest Win Streak.....	14; Dec. 3, 1929-Jan. 9, 1930
Longest Win Streak, Home.....	20; Dec. 3, 1929-Mar. 18, 1930
Longest Win Streak, Road.....	8; Feb. 17-Mar. 8, 1972 & Mar. 15-Apr. 14, 1993
Longest Unbeaten Streak.....	23; 15 W/8 T, Dec. 22, 1940-Feb. 23, 1941
Longest Unbeaten Streak, Home.....	27; 26 W/1 T, Nov. 22, 1970-Mar. 20, 1971
Longest Unbeaten Streak, Road.....	15; 9 W/6 T, Dec. 22, 1940-Mar. 16, 1941
Longest Losing Streak.....	11; Dec. 3, 1924-Jan. 5, 1925
Longest Losing Streak, Home.....	11; Dec. 8, 1924-Feb. 17, 1925
Longest Losing Streak, Road.....	14; Dec. 27, 1964-Feb. 21, 1965
Longest Winless Streak.....	20; 16 L/4 T, Jan. 28-Mar. 11, 1962
Most Consecutive Games Tied.....	4; 1931-32, 1940-41, 1954-55, 1960-61
Most Consecutive Games Tied, Home.....	4; Mar. 27-Apr. 4, 1976
Longest Overtime Unbeaten Streak.....	38; 9 W/29 T,
	Dec. 30, 1934-Nov. 15, 1938
Most Consecutive Shutouts.....	3; 1927-28, 1935-36, 1938-39 (2x), 1977-78
Most Consecutive Shutouts, Home.....	3; 1926-27, 1927-28, 1928-29,
	1932-33 & 1953-54
Most Consecutive Shutouts, Road.....	4; 1938-39
Most Consecutive Shutouts Against.....	3; 1928-29
Longest Streak without being Shutout.....	209; Oct. 29, 1977-Feb. 16, 1980
Longest Streak without recording Shutout.....	123; Nov. 20, 1980-Feb. 20, 1982

INDIVIDUAL

* -- denotes NHL record

CAREER

Most Seasons.....	21; John Bucyk, 1957-58--1977-78 &
	Ray Bourque, 1979-80-1999-2000
Most Games.....	1518; Ray Bourque, 1979-80--1999-2000
Most Goals.....	545; John Bucyk, 1957-58--1977-78
Most Assists.....	1111; Ray Bourque, 1979-80--1999-2000
Most Points.....	1506; Ray Bourque, 1979-80--1999-2000
Most Penalty Minutes.....	2095; Terry O'Reilly, 1971-72--1984-85
Most Games, including Playoffs.....	1698; Ray Bourque, 1979-80--1999-2000
Most Goals, including Playoffs.....	585; John Bucyk, 1957-58--1977-78
Most Assists, including Playoffs.....	1232; Ray Bourque, 1979-80--1999-2000
Most Points, including Playoffs.....	1662; Ray Bourque, 1979-80--1999-2000
Most Shutouts by a Goaltender.....	74; Cecil Thompson, 1928-29--1938-39
Most Games Scoring Three-or-More Goals.....	26; Phil Esposito,
	1967-68--1975-76
Most 20-or-More Goal Seasons.....	16; John Bucyk
Most Consecutive 20-or-More Goal Seasons.....	10; John Bucyk,
	1967-68--1976-77
Most 30-or-More Goal Seasons.....	8; Phil Esposito
Most Consecutive 30-or-More Goal Seasons.....	8; Phil Esposito,
	1967-68--1974-75
Most 40-or-More Goal Seasons.....	7; Phil Esposito
Most Consecutive 40-or-More Goal Seasons.....	7; Phil Esposito,
	1968-69--1974-75
Most 50-or-More Goal Seasons.....	5; Phil Esposito
Most Consecutive 50-or-More Goal Seasons.....	5; Phil Esposito,
	1970-71--1974-75
Most 60-or-More Goal Seasons.....	4; Phil Esposito
Most Consecutive 60-or-More Goal Seasons.....	2; Phil Esposito,
	1970-71--1971-72 & 1973-74--1974-75
Most 100-or-More Point Seasons.....	6; Phil Esposito & Bobby Orr
Most Consecutive 100-or-More Point Seasons.....	6; Bobby Orr,
	1969-70--1974-75

REGULAR SEASON RECORDS



SINGLE SEASON

Most Goals..... 76; Phil Esposito, 1970-71, 78 games;
43; Cooney Weiland, 1929-30, 44 games
Most Assists..... 102; Bobby Orr, 1970-71, 78 games
Most Points..... 152; Phil Esposito, 1970-71, 78 games
Most Penalty Minutes..... 304; Jay Miller, 1987-88, 80 games
Most Goals, including Playoffs 79; Phil Esposito, 1970-71, 85 games
Most Assists, including Playoffs 109; Bobby Orr, 1970-71, 85 games
Most Points, including Playoffs..... 162; Phil Esposito, 1970-71, 85 games
Most Power Play Goals..... 28; Phil Esposito, 1971-72, 78 games
Most Shorthanded Goals..... 9; Brian Rolston, 2001-02, 82 games
Highest Points-Per-Game Average..... 1.97; Bill Cowley, 1943-44,
71 points in 36 games;
1.95; Phil Esposito, 1970-71, 152 points in 78 games
Most Shots on Goal..... 550; Phil Esposito, 1970-71, 78 games*
Most Game-Winning Goals..... 16; Phil Esposito,
1970-71 & 1971-72, 78 games
Most Goals by a Defenseman..... 46; Bobby Orr, 1974-75, 80 games
Most Goals by a Center..... 76; Phil Esposito, 1970-71, 78 games;
43; Cooney Weiland, 1929-30, 44 games
Most Goals by a Right Wing..... 55; Cam Neely, 1989-90, 80 games
Most Goals by a Left Wing..... 51; John Bucyk, 1970-71, 78 games;
36; Herb Cain, 1943-44, 50 games
Most Goals by a Rookie..... 44; Barry Pederson, 1981-82, 80 games
Most Assists by a Defenseman 102; Bobby Orr, 1970-71, 78 games*
Most Assists by a Center..... 97; Adam Oates, 1992-93, 84 games
Most Assists by a Right Wing..... 62; Ken Hodge, 1970-71, 78 games
Most Assists by a Left Wing..... 70; Joe Juneau, 1992-93, 84 games*
Most Assists by a Rookie..... 70; Joe Juneau, 1992-93, 84 games*
Most Assists by a Goaltender..... 4; Ed Johnston, 1971-72, 78 games &
Gerry Cheevers, 1976-77, 80 games
Most Points by a Defenseman 139; Bobby Orr, 37 G/102 A,
1970-71, 78 games*
Most Points by a Center..... 152; Phil Esposito, 76 G/76 A,
1970-71, 78 games; 73; Cooney Weiland, 43 G/30 A, 1929-30, 44 games
Most Points by a Right Wing..... 105; Ken Hodge, 43 G/62 A, 1970-71 &
50 G/55 A, 1973-74, 78 games; &
Rick Middleton, 47 G/58 A, 1983-84, 80 games
Most Points by a Left Wing 116; John Bucyk, 51 G/65 A,
1970-71, 78 games
Most Points by a Rookie..... 102; Joe Juneau, 32 G/70 A, 1992-93, 84 games
Most Goals by a Line 140; Center Phil Esposito, 76;
Right wing Ken Hodge, 43; Left wing Wayne Cashman, 21;
1970-71, 78 games
Most Points by a Line..... 336; Center Phil Esposito, 152;
Right wing Ken Hodge, 105; Left wing Wayne Cashman, 79;
1970-71, 78 games
Most Penalty Minutes by a Goaltender 62; Gerry Cheevers,
1979-80, 80 games
Most Shutouts 15; Hal Winkler, 1927-28, 44 games
Most Goaltenders..... 6; 1996-97; Bill Ranford, Scott Bailey, Rob Tallas,
Tim Cheveldae, Jim Carey, Paxton Schafer
Most Minutes Played by a Rookie Goaltender..... 4020; Jack Gelineau,
1949-50, 70 games


SINGLE GAME

Most Goals..... 4; Harry Oliver, Cooney Weiland, Roy Conacher,
Herb Cain (2), Bill Cowley (2), Woody Dumart, Pit Martin,
Phil Esposito (4), John Bucyk (2), Chris Oddleifson, Wayne Cashman,
Barry Pederson, Vladimir Ruzicka, Adam Oates,
Dave Andreychuk (last, vs. Tampa Bay, Oct. 28, 1999)
Most Goals by a Defenseman..... 3; Bobby Orr, 9 times;
Ray Bourque at Quebec, Mar. 8, 1983;
Glen Wesley at New Jersey, Dec. 15, 1993 &
Zdeno Chara vs. Carolina, Jan. 17, 2011
Most Power Play Goals by a Defenseman..... 3; Bobby Orr vs. NY Rangers,
Nov. 15, 1973
Most Goals by a Rookie..... 4; Chris Oddleifson at California, Dec. 30, 1973

Most Assists..... 6; Ken Hodge vs. NY Rangers, Feb. 9, 1971 &
Bobby Orr at Vancouver, Jan. 1, 1973*
Most Assists by a Defenseman 6; Bobby Orr at Vancouver, Jan. 1, 1973*
Most Assists by a Rookie..... 4; Derek Sanderson vs. Chicago,
Jan. 21, 1968; Mike Milbury vs. Detroit, Mar. 1, 1977;
Barry Pederson at Washington, Dec. 23, 1981 & vs. Hartford, Apr. 4, 1982;
Tom Fergus at Winnipeg, Jan. 3, 1982; Craig Janney vs. St. Louis, Jan. 2, 1989
Most Assists, One Period 4; Bobby Orr, 1st vs. California, Feb. 15, 1972;
Brad Park, 1st vs. Chicago, Mar. 17, 1979;
Wayne Cashman, 2nd vs. Hartford, Nov. 19, 1981;
Glen Wesley, 2nd at Chicago, Oct. 16, 1988;
Adam Oates, 2nd vs. Anaheim, Mar. 24, 1994
Most Points..... 7; Bobby Orr vs. NY Rangers, 3 G/4 A, Nov. 15, 1973;
Phil Esposito vs. NY Rangers, 3 G/4 A, Dec. 19, 1974;
Barry Pederson vs. Hartford, 3 G/4 A, Apr. 4, 1982;
Cam Neely at Chicago, 3 G/4 A, Oct. 16, 1988
Most Points, One Period..... 5; Leo Labine, 2nd vs. Detroit,
3 G/2 A, Nov. 28, 1954
Most Penalties 10; Chris Nilan vs. Hartford, Mar. 31, 1991*;
6 minors, 2 majors, 1 misconduct, 1 game misconduct
Most Penalty Minutes..... 43; Keith Crowder vs. Minnesota, Feb. 26, 1981,
4 minors, 1 major, 2 misconducts, 1 game misconduct

STREAKS

Most Consecutive Games Played..... 418; John Bucyk,
Jan. 23, 1969-Mar. 2, 1975
Most Consecutive Scoreless Minutes 231:54; Frank Brimsek, 1938-39
Most Consecutive Shutouts..... 3; Hal Winkler, 1927-28;
Cecil Thompson, 1935-36 & Frank Brimsek, 1938-39 twice
Longest Win Streak by a Goaltender..... 17; Gilles Gilbert, 1975-76*
Longest Unbeaten Streak by a Goaltender 32; Gerry Cheevers, 24-0-8,
1971-72*
Longest Goal Scoring Streak 9; Phil Esposito, 14 G, 1970-71
Longest Assist Streak..... 18; Adam Oates, 28 A, 1992-93
Longest Point Streak..... 22; Bronco Horvath, 16 G/17 A, 1959-60



Credit Steve Babineau/NHLI via Getty Images

Ray Bourque (left), John Bucyk (center) and Milt Schmidt (right) are the last three Bruins to hold the club's career scoring record. Bucyk broke Schmidt's record of 575 points on Dec. 7, 1967 while Bourque surpassed Bucyk's 1,339 on Feb. 1, 1997.

REGULAR SEASON SCORING & RESULTS



Note: All NHL and team records referred to in this section are current to that season. Many were broken in subsequent seasons. An * indicates an overtime or shootout decision.

1924-25

Gm	Date	Opponent	Score
1	Dec. 1	Mtl Maroons	W 2-1
2	3	at Toronto	L 3-5
3	8	Mtl Canadiens	L 3-4
4	10	at Hamilton	L 1-7
5	15	Ottawa	L 2-10
6	17	at Mtl Maroons	L 2-6
7	22	Toronto	L 1-10
8	25	at Mtl Canadiens	L 0-5
9	29	Hamilton	L 1-2
10	31	at Ottawa	L 2-5
11	Jan. 3	at Mtl Maroons	L 3-4
12	5	Toronto	L 2-3
13	10	at Mtl Canadiens*	W 3-2
14	12	Hamilton	L 2-4
15	17	at Ottawa	L 2-3
16	20	Mtl Maroons	L 0-2
17	24	at Toronto	L 3-4
18	27	Mtl Canadiens	L 0-4
19	31	at Hamilton	L 3-8
20	Feb. 3	Ottawa	L 1-3
21	7	at Mtl Maroons	W 1-0
22	10	Toronto	L 1-5
23	14	at Mtl Canadiens	L 1-5
24	17	Hamilton	L 1-2
25	21	at Ottawa	L 0-3
26	24	Mtl Maroons	W 2-1
27	28	at Toronto	L 1-5
28	Mar. 3	Mtl Canadiens	W 3-2
29	7	at Hamilton	W 2-0
30	9	Ottawa	L 1-4

Player	GP	G	A	PTS	PIM
Jimmy Herberts	30	17	7	24	55
Billy Stuart/Toronto	4	0	1	1	2
/Boston	25	5	3	8	30
/Total	29	5	4	9	32
Carson Cooper	12	5	3	8	4
Stan Jackson/Toronto	3	0	0	0	7
/Boston	24	5	2	7	30
/Total	27	5	2	7	37
George Redding	27	3	2	5	10
Fred Harris	6	3	1	4	8
Lionel Hitchman/Ottawa	12	0	0	0	2
/Boston	19	3	1	4	22
/Total	31	3	1	4	24
Herb Mitchell	27	3	0	3	24
Normie Shay	18	1	2	3	14
Lloyd Cook	4	1	0	1	0
Bobby Rowe	4	1	0	1	0
Bernie Morris	6	1	0	1	0
Bobby Benson	8	0	1	1	4
Fern Headley	11	0	1	1	2
Jack Ingram	1	0	0	0	0
Howard Lockhart	2	0	0	0	0
Emory Sparrow	8	0	0	0	4
Norman Fowler	7	0	0	0	0
Alfie Skinner	10	0	0	0	15
George Carroll/Montreal	5	0	0	0	2
/Boston	11	0	0	0	9
/Total	16	0	0	0	11
Charles Stewart	21	0	0	0	0
Werner Schnarr	24	0	0	0	0

Goaltender	GP	MINS	W-L-T	GA	GAA
Charles Stewart	21	1266	5-16-0	65	3.08
Howard Lockhart	2	120	0-2-0	11	5.50
Norman Fowler	7	420	1-6-0	43	6.14

1924-25 NOTABLES:

Home Record.....3-12-0
Road Record.....3-12-0
Overall Record.....6-24-0

- The Bruins finish their first NHL season ranked sixth in the six-team league.
- Jimmy Herberts finishes ninth overall in NHL scoring.
- November 1, 1924: Charles F. Adams is awarded the first U.S.-based team in the National Hockey League. He holds a contest to name the Boston club and the "Bruins" are born.
- March 7, 1925: The Bruins take a 2-0 victory in Hamilton behind Charles Stewart's shutout. It is the sixth and final win of the season for Boston and is their only victory over a team from a city other than Montreal (Canadiens or Maroons).

BOSTON BRUINS FIRSTS

First Game..... December 1, 1924 at Boston Arena,
2-1 win vs. Montreal Maroons
First GoalFred Harris, December 1, 1924
vs. Montreal Maroons
First Assist..... Carson Cooper, December 1, 1924
vs. Montreal Maroons
First Game-Winning GoalCarson Cooper,
December 1, 1924 vs. Montreal Maroons
First Penalty..... Fern Headley, December 1, 1924
vs. Montreal Maroons
First Goal Against Charlie Dinsmore,
vs. Norman Fowler,
December 1, 1924 vs. Montreal Maroons
First Shutout..... Charles Stewart, February 7, 1925
1-0 at Montreal Maroons



Carson Cooper scored the first game-winning goal in team history on December 1, 1924.

1925-26

Gm	Date	Opponent	Score
1	Nov. 26	Pittsburgh	L 1-2
2	28	at Toronto	W 3-2
3	Dec. 1	Mtl Canadiens	L 2-3
4	3	at Ottawa	L 0-2
5	5	at Mtl Maroons	L 0-4
6	8	Mtl Maroons	W 3-2
7	11	at Pittsburgh	L 3-5
8	15	Ottawa	L 1-2
9	19	at Mtl Canadiens*	L 5-6
10	22	NY Americans	L 2-3
11	29	Toronto	W 3-0
12	Jan. 5	Pittsburgh	W 3-0
13	7	at NY Americans*	T 2-2
14	9	at Toronto	L 2-3
15	12	Mtl Canadiens	L 2-4
16	15	at Pittsburgh	L 1-5
17	19	Mtl Maroons*	T 3-3
18	23	at NY Americans*	T 2-2
19	26	Ottawa	L 2-8
20	30	at Mtl Maroons	W 5-0
21	Feb. 2	Toronto	W 3-2
22	4	at Ottawa	W 3-2
23	6	at Mtl Canadiens*	T 3-3
24	9	NY Americans	W 4-0
25	13	at Toronto	W 7-4
26	16	Pittsburgh*	W 3-2
27	18	at NY Americans	W 7-3
28	20	at Mtl Canadiens	W 3-1
29	22	Toronto*	W 2-1
30	27	at Ottawa	L 2-3
31	Mar. 2	Mtl Canadiens	W 4-1
32	4	at Mtl Maroons	W 3-2
33	6	Ottawa	W 1-0
34	9	NY Americans	L 0-1
35	12	at Pittsburgh*	L 1-2
36	16	Mtl Maroons	W 1-0

Player	GP	G	A	PTS	PIM
Carson Cooper	36	28	3	31	10
Jimmy Herberts	36	26	5	31	47
Lionel Hitchman	36	7	4	11	70
Sprague Cleghorn	28	6	5	11	49
Leland Harrington	26	7	2	9	6
Billy Stuart	33	6	1	7	41
George Geran	33	5	1	6	6
Stan Jackson	28	3	3	6	30
Herb Mitchell	26	3	0	3	14
Normie Shay	13	1	0	1	2

Charles Cahill	31	0	1	1	4
Werner Schnarr	1	0	0	0	0
Fred Bergdinon	2	0	0	0	0
Maurice Roberts	2	0	0	0	0
Joe Matte	3	0	0	0	0
Charles Larose	6	0	0	0	0
John Brackenborough	7	0	0	0	0
George Redding	8	0	0	0	0
Phil Stevens	17	0	0	0	0
Charles Stewart	35	0	0	0	0

Goaltender	GP	MINS	W-L-T	GA	GAA
Charles Stewart	35	2168	16-14-4	80	2.21
Maurice Roberts	2	90	1-1-0	5	3.33

1925-26 NOTABLES:

Home Record.....10-7-1
Road Record.....7-8-3
Overall Record.....17-15-4

- Carson Cooper and Jimmy Herberts finish third and fourth, respectively, in the NHL scoring race.
- January 5, 1925: Jimmy Herberts scores the first hat trick in Bruins history, tallying all three Boston goals in a 3-0 win over the Pittsburgh Pirates.
- January 7, 1925: The Bruins play the first tie game in their history, a 2-2 deadlock at the NY Americans.
- March 16, 1925: The Bruins end their second season with a 1-0 victory over the Montreal Maroons, but miss what would have been their first playoff berth by one point as Pittsburgh had beaten Ottawa the night before to clinch third place.



Jimmy Herberts scored the first hat trick in Bruins history on January 5, 1925.

1926-27

Gm	Date	Opponent	Score
1	Nov. 16	Mtl Canadiens	W 4-1
2	18	at Detroit	W 2-0
3	20	at Chicago	L 1-5
4	23	Mtl Maroons	L 1-2
5	30	Ottawa	L 1-2
6	Dec. 4	at Pittsburgh*	W 4-3
7	7	NY Rangers	L 0-1
8	12	at NY Rangers*	L 1-2
9	14	Detroit	W 7-2
10	16	at Mtl Canadiens*	T 2-2
11	18	Pittsburgh	W 3-0
12	21	Toronto	L 3-5
13	23	at Mtl Maroons	W 2-1
14	28	NY Americans	W 2-1
15	30	at Toronto	L 1-4
16	Jan. 2	at NY Americans	L 0-3
17	4	Ottawa*	W 2-1
18	8	Mtl Maroons	L 0-3
19	11	Chicago	W 6-3
20	13	at Detroit	L 2-3
21	15	at Ottawa	L 4-5
22	18	NY Rangers	W 7-3
23	20	at NY Rangers*	T 2-2
24	22	at Chicago*	T 2-2
25	25	Pittsburgh	W 3-1
26	29	at Pittsburgh	L 0-2
27	Feb. 1	Toronto	W 1-0
28	5	at Toronto	L 0-1
29	8	Detroit	W 2-0
30	12	at Mtl Maroons	W 3-2
31	15	Chicago	W 3-0
32	20	at NY Rangers	L 1-3
33	22	Detroit	W 3-2
34	26	at Mtl Canadiens	L 0-2

REGULAR SEASON SCORING & RESULTS



35	Mar.	1	at NY Americans	L	0-3
36		5	NY Americans	W	5-0
37		8	Pittsburgh	W	5-2
38		12	Chicago	L	0-4
39		15	at Chicago*	W	2-1
40		17	at Ottawa	L	0-1
41		19	at Detroit	W	3-1
42		22	Mtl Canadiens	L	0-1
43		24	at Pittsburgh	L	3-4
44		26	at NY Rangers*	W	4-3

Player	GP	G	A	PTS	PIM
Frank Fredrickson/Detroit	16	4	6	10	12
/Boston	28	14	7	21	33
/Total	44	18	13	31	45
Harry Oliver	44	18	6	24	17
Jimmy Herberts	35	15	7	22	51
Eddie Shore	41	12	6	18	130
Percy Galbraith	42	9	8	17	26
Lionel Hitchman	41	3	6	9	70
Sprague Cleghorn	44	7	1	8	84
Billy Boucher/Montreal	21	4	0	4	14
/Boston	14	2	0	2	12
/Total	35	6	0	6	26
Billy Stuart	43	3	1	4	20
Billy Coutu	41	1	1	2	25
Harry Meeking/Detroit	6	0	0	0	4
/Boston	23	1	0	1	2
/Total	29	1	0	1	6
Charles Cahill	1	0	0	0	0
Carson Cooper	10	0	0	0	0
Charles Stewart	21	0	0	0	0
Hal Winkler	23	0	0	0	0

Goaltender	GP	MINS	W-L-T	GA	GAA
Hal Winkler	23	1445	12-9-2	40	1.66
Charles Stewart	21	1303	9-11-1	49	2.26



Harry Oliver scored the first four-goal game in Bruins history on January 11, 1927.

1926-27 NOTABLES:

Home Record.....	15-7-0
Road Record.....	6-13-3
Overall Record.....	21-20-3

- Frank Fredrickson and Harry Oliver finish fourth and ninth, respectively, in NHL scoring.
- January 11, 1927: Harry Oliver becomes the first Bruin to score four goals in a game in a 6-3 victory over Chicago. Four of Boston's goals came in a 1:25 span of the first period.
- January 18, 1927: Frank Fredrickson ties a team record that had been set just seven days prior with a four-goal effort in a 7-3 win over the NY Rangers.
- January 29, 1927: The Bruins play two minutes of the third period with just one skater on the ice as four skaters were serving penalties.
- February 22, 1927: A flashing red light is used for the first time at the Boston Arena to signal a goal scored. Goal judges had waved a flag prior to that time.

1927-28

Gm	Date	Opponent	Score
1	Nov. 15	Chicago*	T 1-1
2	19	Detroit	W 5-2
3	22	Toronto	W 1-0
4	26	NY Americans*	L 3-4
5	27	at NY Rangers*	T 1-1
6	29	Mtl Maroons	W 4-0
7	Dec. 1	at Pittsburgh*	T 0-0
8	3	at Ottawa	L 2-3
9	6	Mtl Canadiens*	T 1-1

10	Dec. 10	at Chicago	W 2-0
11	11	at Detroit*	W 2-1
12	13	NY Rangers	L 2-3
13	17	at Mtl Canadiens	L 1-5
14	20	Ottawa	W 1-0
15	27	NY Rangers	W 2-0
16	29	at Toronto	L 1-2
17	Jan. 1	at NY Americans	W 3-2
18	3	Pittsburgh*	T 0-0
19	7	at Mtl Maroons	L 1-4
20	10	Chicago	W 3-1
21	12	at NY Rangers*	T 2-2
22	14	at Ottawa	W 4-2
23	17	Mtl Canadiens	L 1-3
24	21	at Chicago*	T 1-1
25	22	at Detroit*	L 2-3
26	24	Pittsburgh*	T 0-0
27	28	at Pittsburgh	L 0-1
28	31	NY Americans	W 2-1
29	Feb. 7	Detroit	W 4-2
30	11	at Mtl Canadiens*	T 1-1
31	14	Chicago	W 1-0
32	19	at NY Rangers	W 2-0
33	21	Pittsburgh	W 2-0
34	25	at Mtl Maroons	L 1-3
35	28	Mtl Maroons	W 2-1
36	Mar. 3	at Toronto*	T 0-0
37	6	Ottawa	W 1-0
38	10	NY Rangers*	T 3-3
39	11	at NY Americans	W 1-0
40	13	Detroit	W 3-0
41	15	at Chicago	W 3-1
42	17	at Pittsburgh	L 1-3
43	20	Toronto	L 2-6
44	24	at Detroit	L 2-7

Player	GP	G	A	PTS	PIM
Harry Oliver	44	13	5	18	20
Eddie Shore	44	11	6	17	165
Frank Fredrickson	44	10	4	14	83
Norman Gainer	41	8	4	12	35
Percy Galbraith	42	6	5	11	26
Harry Connor	42	9	1	10	26
Lionel Hitchman	44	5	3	8	87
Dit Clapper	40	4	1	5	20
Fred Gordon	41	3	2	5	40
Sprague Cleghorn	37	2	2	4	14
Leland Harrington	22	1	0	1	7
Martin Lauder	3	0	0	0	2
Nobby Clark	5	0	0	0	0
Hal Winkler	44	0	0	0	0

Goaltender	GP	MINS	W-L-T	GA	GAA
Hal Winkler	44	2780	20-13-11	70	1.51



Hal Winkler was the first Boston goaltender to play in every game in a season when he manned the nets for all 44 contests in 1927-28.

1927-28 NOTABLES:

Home Record.....	13-4-5
Road Record.....	7-9-6
Overall Record.....	20-13-11

- The Bruins finish first overall in the American Division.
- Hal Winkler ties a league record with 15 shutouts on the season.
- December 13, 1927: The NY Rangers score three power play goals in a 3-2 win over the Bruins as Boston plays short-handed for 17 minutes of the second period.
- January 10, 1928: "Art Ross nets" are used for the first time in a Bruins game. The net, designed by the Boston General Manager and Coach, is slightly larger and M-shaped

to keep the puck from rebounding out as quickly.

- February 21, 1928: Brothers oppose each other as coaches for the first time in NHL history as Sprague Cleghorn is Boston's acting coach with Art Ross III and Odie Cleghorn is behind the Pittsburgh bench. Sprague wins the family bragging rights as Boston takes a 2-0 victory.

1928-29

Gm	Date	Opponent	Score
1	Nov. 15	at Pittsburgh*	W 1-0
2	17	at Ottawa*	T 2-2
3	20	Mtl Canadiens	L 0-1
4	22	at Detroit	L 0-2
5	25	at Chicago*	T 1-1
6	27	Pittsburgh	W 1-0
7	Dec. 4	NY Rangers	W 2-0
8	8	Mtl Maroons	W 5-1
9	9	at NY Americans	L 1-2
10	11	NY Americans	L 0-3
11	15	at Toronto	L 0-2
12	18	Detroit	W 3-1
13	25	Chicago	L 1-2
14	30	at NY Rangers	L 0-2
15	Jan. 1	Ottawa	W 3-0
16	3	at Mtl Maroons	W 1-0
17	5	Pittsburgh	W 3-2
18	8	Toronto	W 5-2
19	10	at Mtl Canadiens	W 4-2
20	12	Detroit	W 3-2
21	15	NY Rangers	W 4-1
22	17	at Detroit*	T 1-1
23	20	at Chicago	W 2-0
24	22	Mtl Canadiens*	T 0-0
25	27	at NY Rangers	W 2-1
26	29	Chicago	W 4-1
27	31	at Toronto	W 3-1
28	Feb. 2	Toronto	L 0-3
29	5	NY Americans	L 0-1
30	9	at Mtl Maroons	L 0-1
31	12	Detroit	W 1-0
32	14	at Pittsburgh	L 0-2
33	16	at Chicago	W 3-0
34	19	Pittsburgh	W 1-0
35	24	at NY Americans*	T 2-2
36	26	Mtl Maroons	W 1-0
37	28	at Ottawa	W 4-0
38	Mar. 2	at Mtl Canadiens	L 0-3
39	5	NY Rangers	W 2-1
40	9	Ottawa	L 1-2
41	10	at NY Rangers	W 3-2
42	12	Chicago	W 11-1
43	14	at Detroit	W 5-1
44	16	at Pittsburgh	W 3-1

Player	GP	G	A	PTS	PIM
Harry Oliver	43	17	6	23	24
Norman Gainer	39	14	5	19	30
Eddie Shore	39	12	7	19	96
Bill Carson/Toronto	24	7	6	13	45
/Boston	19	4	2	6	10
/Total	43	11	8	19	55
Cooney Weiland	40	11	7	18	16
Dit Clapper	40	9	2	11	48
Mickey Mackay/Pittsburgh	10	1	0	1	2
/Boston	30	8	2	10	18
/Total	40	9	2	11	20
George Owen	26	5	4	9	48
Frank Fredrickson	12	3	1	4	24
Percy Galbraith	38	2	1	3	44
Cy Denneny	23	1	2	3	2
Myles Lane/NY Rangers	24	1	0	1	22
/Boston	19	1	0	1	2
/Total	43	2	0	2	24
Jim Lloyd Klein	14	1	0	1	5
Lionel Hitchman	38	1	0	1	64
Eric Pettinger	17	0	0	0	17
Eddie Rodden	20	0	0	0	10
Redvers Green	25	0	0	0	16
Cecil Thompson	44	0	0	0	0

Goaltender	GP	MINS	W-L-T	GA	GAA
Cecil Thompson	44	2710	26-13-5	52	1.15

1928-29 NOTABLES:

Home Record.....	15-6-1
Road Record.....	11-7-4
Overall Record.....	26-13-5

REGULAR SEASON SCORING & RESULTS



- The Bruins finish with a winning record on the road for the first time in their history at 11-7-4 and win the American Division crown.
- Harry Oliver finishes seventh overall in the league's scoring race.
- November 20, 1928: The Bruins play their first game in the new Boston Garden with an estimated attendance of 16,000. Montreal's Sylvio Mantha scores the game's only goal at 19:58 of the second period on Cecil "Tiny" Thompson.
- January 8, 1929: George Owen, Jr. becomes the first player from Harvard University to play an NHL game.
- January 15, 1929: Eddie Shore misses his first Boston game to injury with a sprained ankle. He had played in 117 of 118 games prior to this, missing one due to an NHL suspension.
- February 2, 1929: The Bruins have their NHL record 13-game unbeaten streak snapped at 11-0-2 with a 3-0 loss to Toronto.
- February 16, 1929: The Bruins take a 3-0 win over Chicago in a game played at the Peace Bridge Arena in Fort Erie, Ontario due to construction of Chicago's new arena.



George Owen became the first player from Harvard University to play in the NHL when he suited up for the Bruins on January 8, 1929.

1929-30

Gm	Date	Opponent	Score
1	Nov. 14	at Detroit	W 5-2
2	16	at Toronto	W 6-5
3	19	NY Rangers	W 3-2
4	23	at Mtl Maroons	W 4-3
5	26	Mtl Maroons	L 1-6
6	30	at Pittsburgh	W 6-2
7	Dec. 1	at Chicago	L 1-3
8	3	Mtl Canadiens	W 3-1
9	7	Detroit	W 2-1
10	10	Pittsburgh	W 5-4
11	12	at Ottawa	W 3-2
12	15	at NY Americans	W 8-4
13	17	Ottawa	W 6-2
14	21	Chicago	W 4-1
15	25	Toronto	W 6-2
16	26	at NY Rangers	W 4-2
17	28	at Mtl Canadiens	W 3-2
18	Jan. 1	NY Americans	W 5-2
19	4	at Mtl Maroons	W 4-2
20	7	NY Rangers	W 3-0
21	9	at Pittsburgh	W 4-3
22	12	at NY Americans	L 2-3
23	14	Ottawa	W 5-1
24	16	at Chicago	L 1-2
25	19	at Detroit	W 5-4
26	21	Chicago	W 5-1
27	23	NY Americans*	W 2-1
28	25	at Mtl Canadiens	W 2-1
29	28	Pittsburgh	W 6-0
30	Feb. 2	at NY Rangers*	T 3-3
31	4	Detroit	W 3-1
32	11	Toronto*	W 6-5
33	12	at Pittsburgh	W 4-3
34	15	at Toronto*	W 5-3
35	16	at Detroit	W 4-2
36	18	Mtl Maroons	W 3-2
37	23	at NY Rangers	W 3-2
38	25	Pittsburgh	W 7-0
39	Mar. 1	at Ottawa	W 2-1
40	4	Mtl Canadiens	W 5-2
41	11	Chicago	W 4-3
42	13	at Chicago*	L 2-3
43	15	Detroit	W 5-2
44	18	NY Rangers	W 9-2

Player	GP	G	A	PTS	PIM
Cooney Weiland	44	43	30	73	27
Dit Clapper	44	41	20	61	48
Norman Gainer	43	18	31	49	39
Marty Barry	44	18	15	33	8
Eddie Shore	43	12	19	31	105
Harry Oliver	42	16	5	21	12
Percy Galbraith	44	7	9	16	38
George Owen	42	9	4	13	31
Bill Carson	44	7	4	11	24
Mickey Mackay	40	4	5	9	13
Lionel Hitchman	39	2	7	9	39
Harry Connor/Ottawa	25	1	2	3	22
/Boston	13	0	0	0	4
/Total	38	1	2	3	26
Bill Hutton	16	2	0	2	2
Art Gagne	6	0	1	1	6
Myles Lane	3	0	0	0	0
Bobby Taylor	8	0	0	0	6
Cecil Thompson	44	0	0	0	0

Goaltender	GP	MINS	W-L-T	GA	GAA
Cecil Thompson	44	2680	38-5-1	98	2.19

1929-30 NOTABLES:

Home Record.....	21-1-0
Road Record.....	17-4-1
Overall Record.....	38-5-1



Ralph "Cooney" Weiland became the first Bruin to win a league scoring title with 43 goals and 73 points in just 44 games in the 1929-30 season.

- The Bruins set NHL records with 38 wins, 77 points, 179 goals for and 98 goals against. Their points percentage of .875 remains the best in NHL history.
- Ralph "Cooney" Weiland becomes the first Bruin to lead the NHL in scoring with the best single season in league history, scoring 73 points in just 44 games.
- Cecil "Tiny" Thompson wins the Vezina Trophy for allowing the fewest goals in the league.
- Dit Clapper (third) and Dutch Gainer (tenth) also place in the league's top ten in scoring.
- December 17, 1929: Cooney Weiland takes the first major penalty of his career in a fight with Ottawa's Joe Lamb. Eddie Shore is fined \$25 by the NHL for coming off the bench to join in the altercation.
- January 12, 1930: The Bruins have their NHL-record 14-game win streak snapped with a 3-2 loss at NY Americans. It remains a club record. It also snaps Tiny Thompson's league record win streak for a goaltender at 14 games.
- January 21, 1930: Cooney Weiland scores twice, including the team's 100th goal of the season, in a 5-1 win over Chicago. It is the earliest any NHL team has reached the 100-goal mark.
- March 18, 1930: The Bruins take a 9-2 victory over NY Rangers for their league-record 20th straight home victory. Cooney Weiland scores three goals in the 9-2 win over NY Rangers and wins the league's scoring title with 43 goals and 73 points in just 44 games.

1930-31

Gm	Date	Opponent	Score
1	Nov. 11	NY Americans	W 1-0
2	18	Mtl Canadiens	W 5-2
3	20	at Chicago	L 0-1
4	23	at Detroit*	T 2-2
5	25	Chicago*	L 3-4
6	27	at Ottawa	W 2-1
7	29	at Mtl Canadiens	L 2-3
8	Dec. 2	Toronto	W 3-2

9	Dec. 6	at Philadelphia	W 4-3
10	9	Mtl Maroons	W 2-1
11	11	at NY Americans	L 1-2
12	13	at Toronto	W 7-3
13	16	Detroit	W 3-2
14	18	at NY Rangers	W 4-2
15	20	NY Rangers*	T 2-2
16	25	Philadelphia	W 8-0
17	30	Ottawa	W 7-3
18	Jan. 1	at NY Rangers*	W 4-3
19	3	at Mtl Maroons	L 3-5
20	6	Chicago	W 5-2
21	8	at Ottawa	W 3-1
22	11	at Detroit	W 4-1
23	13	NY Rangers*	T 2-2
24	15	at Chicago	L 0-2
25	20	Ottawa	W 4-2
26	22	at NY Americans	L 1-2
27	24	at Philadelphia	W 4-2
28	27	Philadelphia*	T 3-3
29	29	at NY Rangers	W 4-3
30	Feb. 3	Detroit	W 7-2
31	7	at Mtl Canadiens	W 2-1
32	10	Chicago	W 2-1
33	14	at Mtl Maroons	W 4-2
34	17	NY Americans	W 2-0
35	19	Mtl Canadiens*	T 1-1
36	21	at Toronto	L 2-4
37	24	at Philadelphia	W 5-1
38	Mar. 3	NY Rangers	W 4-1
39	7	Philadelphia	W 7-2
40	10	Toronto*	T 3-3
41	12	at Chicago	L 2-3
42	15	at Detroit*	L 2-5
43	17	Detroit	W 4-2
44	21	Mtl Maroons	W 3-1

Player	GP	G	A	PTS	PIM
Cooney Weiland	44	25	13	38	14
Marty Barry	44	20	11	31	26
Eddie Shore	44	15	16	31	105
Dit Clapper	43	22	8	30	50
Harry Oliver	43	16	14	30	18
George Owen	37	12	13	25	33
Red Beattie	32	10	11	21	25
Art Chapman	44	7	7	14	22
Norman Gainer	32	8	3	11	14
Hal Darragh/Philadelphia	10	1	1	2	2
/Boston	25	2	4	6	4
/Total	35	3	5	8	6
Fred Harris	34	2	4	6	20
Percy Galbraith	43	2	3	5	28
Jack Pratt	32	2	0	2	36
Lionel Hitchman	41	0	2	2	40
Paul Runge	2	0	0	0	0
Bill Hutton	9	0	0	0	2
Ron Lyons	14	0	0	0	21
Cecil Thompson	44	0	0	0	0

Goaltender	GP	MINS	W-L-T	GA	GAA
Cecil Thompson	44	2730	28-10-6	90	1.98



Cooney Weiland (left) and Tiny Thompson (right) in the dressing room in Boston Garden. Weiland led the team in scoring in 1930-31 while Thompson tended goal in every game for the third straight season.

1930-31 NOTABLES:

Home Record.....	16-1-5
Road Record.....	12-9-1
Overall Record.....	28-10-6

REGULAR SEASON SCORING & RESULTS



- The Bruins win their fourth consecutive American Division title.
- Eddie Shore, Dit Clapper and Tiny Thompson are named to the league's inaugural All-Star Teams. Shore is named to the First Team on defense while Clapper and Thompson earned Second Team berths in defense and goal, respectively.
- Cooney Weiland finishes ninth overall in league scoring.
- November 25, 1930: The Bruins suffer their only home loss of the season with a 4-3 overtime setback to Chicago.
- December 25, 1930: Six players, including Boston's Eddie Shore, George Owen and Dit Clapper, are given major penalties following a bench-clearing altercation in an 8-0 win over Philadelphia. All three players are fined \$15 by the NHL and Clapper would later be suspended for one game.

1931-32

Gm	Date	Opponent	Score
1	Nov. 14	at Mtl Maroons	L 1-4
2	17	Detroit*	W 1-0
3	19	at NY Rangers	L 1-2
4	21	at Mtl Canadiens	L 0-3
5	24	Mtl Canadiens	W 7-1
6	26	Chicago	W 1-0
7	28	at Toronto*	L 5-6
8	Dec. 1	Mtl Maroons	W 7-3
9	8	NY Americans	L 2-3
10	10	at Detroit*	T 1-1
11	13	at Chicago	W 3-0
12	15	NY Rangers*	T 2-2
13	22	Detroit	W 6-2
14	26	at Mtl Maroons*	T 4-4
15	29	Chicago*	T 3-3
16	31	Mtl Canadiens	W 5-0
17	Jan. 3	at NY Americans*	T 0-0
18	5	Toronto*	T 3-3
19	7	at Detroit*	T 0-0
20	10	at Chicago*	T 1-1
21	12	NY Rangers*	L 3-5
22	14	at NY Rangers	L 1-3
23	16	at Mtl Canadiens*	T 2-2
24	19	Chicago	L 2-3
25	23	Detroit	L 0-2
26	26	Mtl Maroons	L 3-4
27	28	at NY Rangers	W 4-1
28	Feb. 2	NY Americans	L 3-4
29	4	at NY Americans	W 5-0
30	6	at Toronto	L 0-6
31	9	NY Rangers	W 2-1
32	11	Mtl Maroons	L 4-7
33	14	at NY Americans	W 3-1
34	16	Toronto	W 3-0
35	18	at Detroit*	T 0-0
36	20	at Chicago	L 1-2
37	23	NY Rangers*	L 0-2
38	25	at NY Rangers*	T 3-3
39	27	at Mtl Canadiens	L 2-4
40	Mar. 1	Mtl Canadiens	W 7-6
41	5	at Mtl Maroons	L 1-3
42	8	Detroit	W 2-0
43	10	Chicago	L 2-3
44	12	at Toronto*	L 3-5
45	15	Toronto	W 6-2
46	18	at Detroit*	T 1-1
47	20	at Chicago	L 0-1
48	22	NY Americans	L 6-8

Player	GP	G	A	PTS	PIM
Dit Clapper	48	17	22	39	21
Marty Barry	48	21	17	38	22
Cooney Weiland	47	14	12	26	20
Art Chapman	48	11	14	25	18
George Owen	45	12	10	22	29
Eddie Shore	44	9	13	22	80
Harry Oliver	44	13	7	20	22
Irwin Boyd	30	10	10	20	31
Bill Touhey	26	5	4	9	12
Frank Jerwa	29	4	5	9	14
Alex Cook	28	4	4	8	14
Lionel Hitchman	48	4	3	7	36
Eddie Burke	16	3	0	3	12
Percy Galbraith	47	2	1	3	28
Harry Foster	34	1	2	3	12
Jim Lloyd Klein	6	1	0	1	0
Paul Runge	14	0	1	1	8
Ed Jeremiah/NY Americans	9	0	1	1	0
/Boston	6	0	0	0	0
/Total	15	0	1	1	0
Red Beattie	2	0	0	0	0
Wilf Cude	2	0	0	0	0

Max Sutherland	2	0	0	0	0
Percy Jackson	4	0	0	0	0
Jack Pratt	5	0	0	0	6
Joe Jerwa	6	0	0	0	8
Cecil Thompson	43	0	0	0	0

Goaltender	GP	MINS	W-L-T	GA	GAA
Percy Jackson	4	232	1-1-1	8	2.07
Cecil Thompson	43	2698	13-19-11	103	2.29
Wilf Cude	2	120	1-1-0	6	3.00

1931-32 NOTABLES:

Home Record.....	11-10-3
Road Record.....	4-11-9
Overall Record.....	15-21-12



Eddie Shore was named a First Team All-Star in 1931-32 for the second straight season.

- Dit Clapper finishes ninth overall in the league's scoring race.
- Eddie Shore is named a First Team All-Star on defense.
- December 8, 1931: A 3-2 loss to the NY Americans snaps a 19-0-5 home unbeaten streak dating back to December 2, 1930.
- January 16, 1932: Percy Jackson plays in net for Boston in a 2-2 tie at Montreal Canadiens. Tiny Thompson misses the game with an injury, snapping his consecutive games streak at 154 games.
- January 26, 1932: Percy Jackson replaces Tiny Thompson in goal at the start of the second period of a 4-3 loss to Montreal Maroons. It is the first time a goaltender other than Thompson has tended the Bruins net in Boston Garden.
- February 4, 1932: Wilf Cude earns a 5-0 shutout at NY Americans. It is his first game as a Bruin, having been borrowed from the Boston Cubs with both Tiny Thompson and Percy Jackson injured.
- March 22, 1932: With both Boston and the NY Americans out of playoff contention, experimental rules were tried at the suggestion of Boston General Manager and Coach Art Ross. The blue lines were eliminated and just the center red line governed off-sides.

1932-33

Gm	Date	Opponent	Score
1	Nov. 10	at Toronto*	T 1-1
2	12	at Mtl Canadiens	W 4-0
3	15	Mtl Maroons	W 3-2
4	17	at NY Americans	L 2-4
5	22	Chicago	W 5-1
6	26	at Ottawa	W 6-4
7	29	NY Rangers	L 4-6
8	Dec. 3	at Mtl Maroons	L 0-2
9	6	NY Americans*	W 2-0
10	11	at NY Rangers*	L 1-3
11	13	Toronto	W 5-1
12	15	at Chicago	W 1-0
13	18	at Detroit	L 1-2
14	20	Ottawa	W 2-1
15	22	Detroit	W 7-0
16	24	at Ottawa*	T 1-1
17	27	Mtl Canadiens	W 1-0
18	Jan. 1	at NY Americans	L 4-5
19	3	NY Americans*	T 0-0
20	5	at Chicago*	T 0-0
21	8	at Detroit	L 1-3
22	10	Ottawa*	W 3-2
23	12	at NY Rangers	L 1-3
24	14	at Mtl Maroons	W 3-2
25	17	Mtl Maroons	W 6-2
26	19	at Toronto	L 0-3
27	21	at Mtl Canadiens	L 2-5

28	Jan. 24	Mtl Canadiens	W	3-2
29	26	Toronto	W	4-2
30	31	Chicago	L	1-5
31	Feb. 2	Detroit*	T	1-1
32	4	at Ottawa	L	2-3
33	7	NY Rangers	W	2-1
34	9	Mtl Maroons	W	1-0
35	11	at Mtl Maroons	L	2-4
36	14	Toronto	W	7-2
37	16	at Chicago	L	1-2
38	19	at Detroit	L	1-2
39	21	Mtl Canadiens	W	10-0
40	28	Ottawa*	T	0-0
41	Mar. 5	at NY Rangers	W	2-1
42	7	Detroit	W	4-1
43	9	NY Americans	W	4-2
44	11	at Toronto	W	6-2
45	14	Chicago	W	3-2
46	16	at NY Americans*	T	1-1
47	18	at Mtl Canadiens*	T	0-0
48	21	NY Rangers	W	3-2

Player	GP	G	A	PTS	PIM
Marty Barry	47	24	13	37	40
Nels Stewart	47	18	18	36	62
Eddie Shore	48	8	27	35	102
Dit Clapper	48	14	14	28	42
Red Beattie	48	8	12	20	12
Joe Lamb	42	11	8	19	68
Harry Oliver	47	11	7	18	10
Vic Ripley/Chicago	15	2	4	6	6
/Boston	23	2	5	7	21
/Total	38	4	9	13	27
Orville Heximer	48	7	5	12	24
Alex Smith/Ottawa	34	2	0	2	42
/Boston	15	5	4	9	30
/Total	49	7	4	11	72
Art Chapman	46	3	6	9	19
George Owen	42	6	2	8	10
Frank Jerwa	34	3	4	7	23
Tom Filmore/NY Americans	34	1	4	5	9
/Boston	1	0	0	0	0
/Total	35	1	4	5	9
Billy Burch	23	3	1	4	4
Percy Galbraith	47	1	2	3	28
Lionel Hitchman	45	0	1	1	34
Earl Roche/Mtl Maroons	5	0	0	0	0
/Boston	3	0	0	0	0
/Total	8	0	0	0	0
Cecil Thompson	48	0	0	0	0

Goaltender	GP	MINS	W-L-T	GA	GAA
Cecil Thompson	48	3000	25-15-8	88	1.76

1932-33 NOTABLES:

Home Record.....	19-2-3
Road Record.....	6-13-5
Overall Record.....	25-15-8



Marty Barry won his first of three straight team scoring titles in 1932-33.

- The Bruins tie with Detroit for the league's top record at 25-15-8.
- Eddie Shore becomes the first Bruin to win the Hart Trophy and is named to the First All-Star Team.
- Tiny Thompson wins his second Vezina Trophy.
- Marty Barry (seventh), Nels Stewart (ninth) and Eddie Shore (tie-tenth) all finish among the league's top ten scorers.
- December 20, 1932: Orville Heximer scores the game-winning goal in a 2-1 Boston win from behind the net, flipping the puck over the net and off Ottawa goaltender Bill

REGULAR SEASON SCORING & RESULTS



Beveridge into the goal.

• February 21, 1933: Tiny Thompson makes 23 saves as the Bruins defeat the Montreal Canadiens by a 10-0 score. It is the most goals scored in an NHL game in the 1932-33 season.

• March 14, 1933: The Bruins are awarded a 3-2 win over Chicago. Coach Art Ross pulls goaltender Tiny Thompson with Chicago holding a 2-1 lead and Eddie Shore scores at 19:58 of the third to tie the game. Marty Barry scores in a goalmouth scramble at 3:11 of overtime and Chicago protests that the puck had been frozen. Chicago General Manager Tommy Gorman exchanges punches with referee Bill Stewart and then pulls his team off the ice. Stewart drops the puck for a faceoff and declares the game a forfeit.

1933-34

Gm	Date	Opponent	Score
1	Nov. 9	at Toronto	L 1-6
2	11	at Mtl Maroons	L 2-3
3	14	Detroit	L 2-4
4	18	at Mtl Canadiens	W 2-1
5	21	Chicago	W 2-0
6	23	at Detroit	W 6-0
7	26	at Chicago	L 0-1
8	28	Ottawa	W 2-1
9	30	at Ottawa	L 1-2
10	Dec. 2	NY Rangers	L 0-3
11	5	Mtl Canadiens	W 5-2
12	9	NY Americans	W 4-2
13	12	Toronto	L 1-4
14	14	at NY Americans	W 5-4
15	17	at NY Rangers*	T 2-2
16	19	Mtl Maroons*	W 1-0
17	23	Chicago	L 1-3
18	26	Toronto*	T 2-2
19	28	at Mtl Canadiens	W 4-3
20	Jan. 2	Mtl Maroons	L 0-1
21	4	at Ottawa	L 2-9
22	6	at Mtl Maroons	L 2-4
23	9	NY Americans	L 1-2
24	11	at Chicago*	T 0-0
25	14	at Detroit	L 0-2
26	16	Mtl Canadiens	W 4-0
27	18	at Toronto	L 2-6
28	21	at NY Americans	L 2-4
29	23	Detroit	L 1-3
30	28	at NY Rangers	L 2-4
31	30	NY Rangers	W 2-1
32	Feb. 1	at Detroit*	T 2-2
33	4	at Chicago*	W 2-1
34	6	NY Americans	L 0-1
35	10	at Mtl Maroons	L 0-1
36	13	NY Rangers	L 4-6
37	15	Mtl Maroons*	T 4-4
38	17	at Toronto	L 4-6
39	20	Detroit	L 1-4
40	22	Ottawa*	L 1-3
41	24	at Ottawa	L 4-9
42	27	Chicago	W 3-1
43	Mar. 1	Mtl Canadiens	W 3-1
44	3	at Mtl Canadiens	L 1-2
45	6	Toronto	W 7-2
46	13	Ottawa	W 2-1
47	15	at NY Rangers	W 3-2
48	18	at NY Americans	W 9-5

Player	GP	G	A	PTS	PIM
Marty Barry	48	27	12	39	12
Nels Stewart	47	21	17	38	68
Joe Lamb	48	10	15	25	47
Dit Clapper	48	10	12	22	6
Red Beattie	48	9	13	22	26
Harry Oliver	48	5	9	14	6
Babe Siebert/NY Rangers	13	0	1	1	18
/Boston	32	5	6	11	31
/Total	45	5	7	12	49
Eddie Shore	30	2	10	12	57
Lloyd Gross/NY Amerks	21	7	3	10	10
/Boston	6	1	0	1	6
/Total	27	8	3	11	16
Alex Smith	48	4	6	10	32
Bob Gracie	24	2	6	8	16
Art Chapman	21	3	2	5	6
Don Smillie	12	2	2	4	4
James O'Neil	25	2	2	4	15
Vic Ripley	14	2	1	3	6
Myles Lane	28	2	1	3	17
Percy Galbraith/Ottawa	2	0	0	0	0
/Boston	42	0	2	2	5

/Total	44	0	2	2	5
Lionel Hitchman	27	1	0	1	4
George Patterson	10	0	1	1	2
Archie Wilcox/Mtl Maroons	10	0	0	0	2
/Boston	14	0	1	1	2
/Total	24	0	1	1	4
Joe Jerwa	3	0	0	0	8
Tom Filmore	3	0	0	0	0
John Sheppard	4	0	0	0	0
Walter Harnott	6	0	0	0	6
Frank Jerwa	7	0	0	0	2
Bert McInenly/Ottawa	2	0	0	0	0
/Boston	7	0	0	0	4
/Total	9	0	0	0	4
Bob Davie	9	0	0	0	6
Cecil Thompson	48	0	0	0	0

Goaltender	GP	MINS	W-L-T	GA	GAA
Cecil Thompson	48	2980	18-25-5	130	2.62

1933-34 NOTABLES:

Home Record..... 11-11-2
Road Record..... 7-14-3
Overall Record..... 18-25-5



Lionel Hitchman played his final NHL game on February 22, 1934. His number 3 would later be retired by the Bruins.

- Eddie Shore earns a Second Team All-Star berth.
- Marty Barry and Nels Stewart finish fourth and sixth, respectively, in the league's scoring race.
- December 12, 1933: A game vs. Toronto in Boston Garden was the setting for one of the most infamous acts in NHL history. Eddie Shore, having been struck from behind by a Toronto player, charged the Maple Leafs' Ace Bailey, erroneously believing that Bailey had struck him. Bailey was knocked to the ice and went into convulsions, having suffered a fractured skull. He remained in a Boston hospital for two months, underwent two brain surgeries and never played hockey again. Shore was suspended by the NHL for 16 games, at the time the longest suspension ever levied by the league.
- February 22, 1934: Lionel Hitchman plays his final NHL game against the team with which he started his career. The Ottawa Senators defeat the Bruins by a 3-1 score.
- March 6, 1934: Ace Bailey returns to Boston for the first time since leaving the hospital a month earlier and drops the first puck in a pre-game ceremony. He receives a standing ovation from the crowd.

1934-35

Gm	Date	Opponent	Score
1	Nov. 8	at Toronto	L 3-5
2	11	at Ottawa	W 4-2
3	17	St. Louis	W 1-0
4	20	Detroit	W 1-0
5	24	at St. Louis	W 4-1
6	25	at Chicago	L 0-4
7	27	Chicago	L 2-3
8	Dec. 1	at Mtl Canadiens	W 2-0
9	4	Toronto	L 0-1
10	8	Mtl Canadiens	W 4-0
11	11	NY Americans	W 4-3
12	13	at NY Americans*	L 3-4
13	16	at NY Rangers	L 1-2
14	18	NY Rangers	W 5-3
15	22	Detroit	W 4-3
16	25	Mtl Maroons	L 3-5
17	27	at Mtl Maroons	L 0-1
18	30	at NY Rangers*	T 0-0
19	Jan. 1	NY Rangers	W 5-2

20	Jan. 3	at Mtl Canadiens	W 2-1
21	5	Chicago	L 0-6
22	8	Toronto	W 3-1
23	10	at St. Louis	W 2-1
24	13	at Chicago*	T 1-1
25	15	St. Louis	W 5-3
26	19	Mtl Canadiens	L 1-4
27	22	Mtl Maroons	W 4-3
28	26	at Mtl Canadiens	L 2-3
29	27	at Detroit*	T 2-2
30	29	NY Americans	W 4-0
31	Feb. 2	at Mtl Maroons	L 1-3
32	5	Detroit	W 4-2
33	7	at Toronto*	T 4-4
34	10	at NY Americans	L 5-7
35	12	Toronto*	W 6-5
36	16	at St. Louis	L 0-3
37	17	at Chicago	W 2-1
38	19	Mtl Canadiens	W 3-1
39	24	at NY Rangers*	T 0-0
40	26	St. Louis	W 5-0
41	Mar. 2	at Mtl Maroons*	T 2-2
42	5	NY Rangers	W 3-1
43	9	at Toronto	W 7-4
44	10	at Detroit*	W 2-1
45	12	NY Americans	W 4-1
46	14	at NY Americans	W 5-4
47	16	Chicago	L 2-5
48	19	Mtl Maroons	L 2-4

Player	GP	G	A	PTS	PIM
Marty Barry	48	20	20	40	33
Nels Stewart	47	21	18	39	45
Dit Clapper	48	21	16	37	21
Eddie Shore	48	7	26	33	32
Charlie Sands	43	15	12	27	0
Max Kaminsky	38	12	15	27	4
Red Beattie	48	9	18	27	27
Babe Siebert	48	6	18	24	80
James O'Neil	48	2	11	13	25
Paul Haynes/Mtl Maroons	11	1	2	3	0
/Boston	37	4	3	7	8
/Total	48	5	5	10	8
Jack Shill	45	4	4	8	22
Gerry Shannon/St. Louis	25	2	2	4	11
/Boston	17	1	1	2	4
/Total	42	3	3	6	15
Bert McInenly	33	2	1	3	24
Hap Emms	11	1	1	2	8
Jack Portland/Mtl Canadiens	5	0	0	0	2
/Boston	15	1	1	2	2
/Total	20	1	1	2	4
Johnny Gagnon	24	1	1	2	9
Jean Pusie	4	1	0	1	0
Art Giroux	10	1	0	1	0
Bob Davie	30	0	1	1	17
Alex Motter	5	0	0	0	0
Frank Jerwa	5	0	0	0	0
Gordon Savage	8	0	0	0	2
Burr Williams/St. Louis	9	0	0	0	6
/Boston	7	0	0	0	0
/Total	16	0	0	0	6
Cecil Thompson	48	0	0	0	0

Goaltender	GP	MINS	W-L-T	GA	GAA
Cecil Thompson	48	2970	26-16-6	112	2.26



Nels Stewart was one of three Bruins to score 20-or-more goals in the 1934-35 season.

REGULAR SEASON SCORING & RESULTS



1934-35 NOTABLES:

Home Record.....17-7-0
Road Record.....9-9-6
Overall Record.....26-16-6

- Eddie Shore wins his second Hart Trophy and his fourth First Team All-Star honor.
- Tiny Thompson and Dit Clapper are both named to the Second All-Star Team.
- Marty Barry (eighth) and Nels Stewart (tenth) again place among the league's top scorers.
- November 17, 1934: As the Bruins host St. Louis in their home opener, only the defensemen on the team are wearing helmets. All players had worn them following the Ace Bailey incident a year earlier.
- January 15, 1935: Prior to the game vs. St. Louis, the Boston Garden ice-making machinery broke down and left a 12' x 6' patch of concrete near the East goal. NHL President Frank Calder was in attendance at the game and decreed that a rubber patch be placed over the spot with the referee to blow his whistle to stop play when the puck neared that area. The teams changed ends every ten minutes of the 5-3 Boston win.

1935-36

Gm	Date	Opponent	Score
1	Nov. 16	at Mtl Maroons	L 0-1
2	19	NY Americans	W 1-0
3	24	at NY Rangers	L 0-1
4	26	Toronto	L 1-2
5	30	at NY Americans	L 1-2
6	Dec. 1	NY Rangers	W 2-0
7	3	Chicago	L 1-3
8	5	at Detroit	L 1-2
9	9	at Chicago	L 0-1
10	10	Mtl Maroons	W 2-0
11	12	at Mtl Canadiens*	T 1-1
12	15	Mtl Canadiens	W 2-1
13	17	Detroit	W 4-1
14	19	at Toronto*	T 0-0
15	22	at NY Rangers	L 1-3
16	25	NY Rangers	L 2-3
17	28	at Mtl Maroons	W 6-3
18	29	at Detroit*	W 4-3
19	Jan. 1	Mtl Canadiens	L 0-2
20	4	at Mtl Canadiens*	T 1-1
21	7	Chicago	W 2-0
22	12	at NY Rangers	W 6-3
23	14	Toronto	W 4-1
24	18	at Toronto	L 2-5
25	19	at Chicago	L 1-2
26	21	Mtl Maroons	W 1-0
27	26	at NY Americans	W 2-1
28	28	Detroit	W 2-0
29	Feb. 2	NY Americans*	W 2-1
30	4	Toronto	L 0-3
31	6	at Mtl Canadiens	W 4-3
32	9	at NY Rangers	L 0-2
33	11	Chicago	W 7-1
34	13	at Detroit	L 0-1
35	16	at Chicago	L 2-4
36	18	Detroit	L 1-2
37	23	NY Rangers	L 3-4
38	25	NY Americans	W 3-2
39	27	at Mtl Maroons	W 2-1
40	Mar. 1	at NY Americans	L 2-5
41	3	Mtl Maroons*	T 3-3
42	5	at Chicago*	T 2-2
43	8	at Detroit	W 5-2
44	10	Detroit*	W 1-0
45	15	Chicago	W 1-0
46	17	Mtl Canadiens	W 1-0
47	19	at Toronto*	T 2-2
48	22	NY Rangers	L 1-3

Player	GP	G	A	PTS	PIM
Red Beattie	48	14	18	32	27
Cooney Weiland	48	14	13	27	15
Dit Clapper	44	12	13	25	14
Babe Siebert	46	12	9	21	66
Bill Cowley	48	11	10	21	17
Eddie Shore	46	3	16	19	61
James O'Neil	48	2	11	13	49
Paul Runge/Mtl Cdns	12	0	2	2	4
/Boston	33	8	2	10	14
/Total	45	8	4	12	18
Charlie Sands	41	6	4	10	8
Bill Hollett/Toronto	11	1	4	5	8

/Boston	6	1	2	3	2
/Total	17	2	6	8	10
Roger Jenkins	42	2	6	8	51
Ted Graham	48	4	1	5	37
Alex Motter	23	1	4	5	4
Lorne Duguid/Detroit	5	0	0	0	0
/Boston	29	1	4	5	2
/Total	34	1	4	5	2
Max Kaminsky	37	1	2	3	20
Gerry Shannon	25	0	1	1	6
Woody Dumart	1	0	0	0	0
Ray Getliffe	1	0	0	0	2
Bobby Bauer	1	0	0	0	0
Jack Portland	2	0	0	0	0
Bob Davie	2	0	0	0	2
Eddie Finnigan	3	0	0	0	0
Bert McInenly	3	0	0	0	0
Bob Blake	7	0	0	0	2
Jack Riley	8	0	0	0	0
Phil Bessler	8	0	0	0	0
Cecil Thompson	48	0	0	0	0

Goaltender	GP	MINS	W-L-T	GA	GAA
Cecil Thompson	48	2930	22-20-6	82	1.68

1935-36 NOTABLES:

Home Record.....15-8-1
Road Record.....7-12-5
Overall Record.....22-20-6

- Eddie Shore wins his third Hart Trophy and Tiny Thompson wins his third Vezina Trophy.
- Eddie Shore and Babe Siebert are named First Team All-Stars on defense and Tiny Thompson earns a berth in goal.
- December 1, 1935: The Bruins play the first Sunday game in their history, a 2-0 win over the NY Rangers.
- January 14, 1936: Tiny Thompson becomes the first goaltender in NHL history to get credit for an assist.
- March 17, 1936: Tiny Thompson records his third consecutive 1-0 shutout, extending his scoreless stretch to 196:25.



John "Red" Beattie led the Bruins in scoring in 1935-36.

1936-37

Gm	Date	Opponent	Score
1	Nov. 7	at Mtl Canadiens	L 0-2
2	15	Mtl Canadiens	W 2-1
3	17	NY Rangers	L 1-6
4	21	at Toronto	W 4-3
5	22	at Chicago	W 2-1
6	24	Chicago*	T 1-1
7	26	Mtl Maroons*	W 3-2
8	28	at NY Rangers*	T 2-2
9	Dec. 5	at Mtl Canadiens	L 3-4
10	8	Detroit	L 3-4
11	13	at NY Americans	W 4-3
12	15	NY Americans*	W 5-3
13	17	at Mtl Maroons	W 5-0
14	20	at Detroit	L 3-4
15	22	Toronto	L 2-4
16	26	at Toronto	W 2-1
17	29	Mtl Maroons	W 3-0
18	31	at NY Rangers*	T 2-2
19	Jan. 3	NY Rangers	W 3-2
20	5	Detroit	L 2-3
21	7	at Chicago	W 2-0
22	10	at Detroit	L 2-4
23	12	Chicago	L 2-4
24	17	at NY Americans	W 3-0
25	19	Toronto	L 2-6
26	21	at Mtl Maroons	W 2-1
27	24	NY Americans*	T 6-6

28	Jan. 26	NY Rangers	L 0-3
29	28	at NY Rangers*	T 1-1
30	31	Detroit	L 1-2
31	Feb. 2	Mtl Canadiens	L 0-1
32	4	at Mtl Canadiens	W 6-2
33	7	at Detroit	L 0-8
34	9	Mtl Maroons	L 0-2
35	13	at Toronto	W 3-0
36	14	at Chicago	W 2-1
37	16	NY Rangers	W 3-2
38	18	at Mtl Maroons	W 2-1
39	21	Mtl Canadiens*	T 2-2
40	23	NY Americans	W 5-2
41	25	at NY Americans	L 1-3
42	Mar. 2	Chicago	L 2-4
43	7	at NY Rangers	W 1-0
44	9	Detroit	W 6-1
45	11	at Chicago	W 6-2
46	14	at Detroit	L 1-2
47	16	Toronto*	T 1-1
48	21	Chicago	W 6-1

Player	GP	G	A	PTS	PIM
Bill Cowley	46	13	22	35	35
Ray Getliffe	48	16	15	31	28
Dit Clapper	48	17	8	25	25
Charlie Sands	46	18	5	23	6
Reginald Smith	43	8	10	18	36
Red Beattie	48	8	7	15	10
Cooney Weiland	48	6	9	15	6
Roy Goldsworthy	47	8	6	14	8
Bill Hollett	47	3	7	10	22
Milt Schmidt	26	2	8	10	15
Fred Cook	40	4	5	9	8
Woody Dumart	17	4	4	8	2
Joe Jerwa	26	3	5	8	30
Allen Shields/NY Amerks	27	3	0	3	79
/Boston	18	0	4	4	15
/Total	45	3	4	7	94
Jack Portland	46	2	4	6	58
Nels Stewart	11	3	2	5	6
Eddie Shore	19	3	1	4	12
James O'Neil	20	0	2	2	6
Bobby Bauer	1	1	0	1	0
Lorne Duguid	1	1	0	1	2
Sammy McManus	1	0	0	0	0
Sylvio Mantha	4	0	0	0	2
Walt Kalbfleish/NY Amerks	6	0	0	0	4
/Boston	1	0	0	0	0
/Total	7	0	0	0	4
Cecil Thompson	48	0	0	0	0

Goaltender	GP	MINS	W-L-T	GA	GAA
Cecil Thompson	48	2970	23-18-7	110	2.22



Bruins great Milt Schmidt played his first NHL game on December 22, 1936 vs. Toronto.

1936-37 NOTABLES:

Home Record.....9-11-4
Road Record.....14-7-3
Overall Record.....23-18-7

- The Bruins finish with a record above .500 on the road and below .500 at home for the only time in their history.
- Bill Cowley finishes tenth in the league's scoring race.
- December 22, 1936: Milt Schmidt plays his first game in a Bruins uniform in a 4-2 loss to Toronto. Schmidt would go on to become the only man to serve the Bruins as a player, captain, coach and general manager.
- January 5, 1937: The Bruins drop a 3-2 decision to Detroit in a game in which neither team is called for a penalty.

REGULAR SEASON SCORING & RESULTS



• March 21, 1937: The "Kraut Line" of center Milt Schmidt, left wing Woody Dumart and right wing Bobby Bauer played together as a line for the first time in the NHL. The trio had played as a line in Providence earlier in the season.

1937-38

Gm	Date	Opponent	Score
1	Nov. 6	at Mtl Maroons	W 4-2
2	14	NY Rangers	W 3-2
3	16	Mtl Maroons	W 1-0
4	18	at NY Americans	W 2-1
5	20	at Toronto	W 3-2
6	21	at Chicago	W 2-1
7	23	Mtl Canadiens*	T 1-1
8	28	NY Americans*	T 3-3
9	Dec. 2	at Mtl Canadiens	L 0-2
10	5	at NY Rangers	L 0-4
11	7	Detroit	L 2-3
12	14	Toronto	W 3-1
13	18	at Mtl Maroons	W 3-1
14	19	at Detroit	W 4-2
15	21	Chicago	W 2-1
16	25	at NY Americans	W 1-0
17	26	NY Americans	L 1-3
18	28	NY Rangers	W 3-2
19	31	at NY Rangers	L 3-5
20	Jan. 2	at Detroit	W 4-1
21	4	Toronto	W 6-3
22	8	at Mtl Canadiens	L 2-6
23	11	Detroit	W 6-2
24	16	Mtl Canadiens	W 1-0
25	18	Chicago	W 5-1
26	22	at Toronto	W 9-1
27	23	at Chicago	L 2-3
28	25	NY Rangers	L 2-3
29	29	at Mtl Maroons*	T 2-2
30	30	at Detroit*	T 2-2
31	Feb. 1	Detroit	W 2-0
32	5	at Toronto	L 1-3
33	6	at Chicago	W 7-2
34	8	Chicago	W 3-1
35	13	Mtl Canadiens*	W 1-0
36	15	Mtl Maroons	W 5-2
37	17	at NY Rangers*	W 3-2
38	20	NY Rangers	W 3-2
39	22	Toronto	W 2-0
40	24	at Mtl Canadiens*	T 1-1
41	Mar. 1	Detroit	W 6-1
42	3	at Chicago	L 2-3
43	6	at Detroit	L 3-4
44	8	NY Americans	W 7-0
45	10	at NY Americans*	T 2-2
46	13	at NY Rangers	W 2-1
47	15	Mtl Maroons	T 4-4
48	20	Chicago	W 6-1



Bobby Bauer was the only Bruin to score 20 goals in the 1937-38 season.

Player	GP	G	A	PTS	PIM
Bill Cowley	48	17	22	39	8
Bobby Bauer	48	20	14	34	9
Charlie Sands	46	17	12	29	12
Milt Schmidt	44	13	14	27	15
Woody Dumart	48	13	14	27	6
Ray Getliffe	36	11	13	24	6
Cooney Weiland	48	11	12	23	16
Gordon Pettinger/Detroit	12	1	3	4	4
/Boston	35	7	10	17	10
/Total	47	8	13	21	14
Roy Goldsworthy	45	9	10	19	14
Eddie Shore	47	3	14	17	42

Dit Clapper	46	6	9	15	24
Bill Hollett	48	4	10	14	54
Art Jackson	48	9	3	12	24
Jack Portland	48	0	5	5	26
Mel Hill	8	2	0	2	2
Robert Hamill	6	0	1	1	2
John Crawford	2	0	0	0	0
Red Beattie	14	0	0	0	0
Cecil Thompson	48	0	0	0	0

Goaltender	GP	MINS	W-L-T	GA	GAA
Cecil Thompson	48	2970	30-11-7	89	1.80

1937-38 NOTABLES:

Home Record.....	18-3-3
Road Record.....	12-8-4
Overall Record.....	30-11-7

- The Bruins finish the season with the league's top record at 30-11-7.
- Eddie Shore wins his fourth Hart Trophy and Tiny Thompson wins his fourth Vezina Trophy.
- Bill Cowley finishes sixth overall in the NHL scoring race and is named a First Team All-Star.
- Tiny Thompson and Eddie Shore join Cowley on the First All-Star Team and Art Ross is named coach of the Second Team.
- December 21, 1937: Chicago's Paul Thompson scores at 19:51 of the third period to ruin brother Tiny's shutout bid in a 2-1 Boston victory.

1938-39

Gm	Date	Opponent	Score
1	Nov. 3	at Toronto	W 3-2
2	6	at Detroit	W 4-1
3	13	at NY Americans	L 1-2
4	15	Toronto*	T 1-1
5	20	Detroit	W 4-1
6	22	NY Rangers	W 4-2
7	27	NY Americans	W 8-2
8	Dec. 1	at Montreal	L 0-2
9	4	at Chicago	W 5-0
10	6	Chicago	W 2-0
11	11	at NY Rangers	W 3-0
12	13	Montreal	W 3-2
13	15	at Montreal	W 1-0
14	18	at Detroit	W 2-0
15	20	NY Americans	W 3-0
16	25	NY Rangers	L 0-1
17	27	Toronto	W 8-2
18	29	at NY Americans	L 2-4
19	31	at NY Rangers*	L 1-2
20	Jan. 1	Detroit	W 4-1
21	3	NY Americans	W 2-1
22	5	at Chicago	W 2-1
23	7	at Toronto	L 0-2
24	10	Chicago	W 3-1
25	17	Toronto	W 2-1
26	19	at Montreal	L 0-1
27	22	at Detroit	W 5-0
28	24	Montreal	W 6-4
29	29	at NY Americans	W 3-2
30	31	NY Americans*	T 2-2
31	Feb. 2	at Toronto	W 2-1
32	5	at Chicago	W 3-0
33	7	Toronto	W 2-0
34	9	at NY Rangers	W 4-2
35	12	NY Rangers	L 2-3
36	14	Detroit	W 2-1
37	16	at Montreal	W 5-1
38	19	at Detroit	L 1-4
39	21	Chicago	W 8-2
40	25	at Toronto	L 0-1
41	26	at Chicago	W 5-1
42	28	Montreal	W 6-2
43	Mar. 5	NY Rangers*	W 5-3
44	7	Detroit	W 3-0
45	9	at NY Americans	W 9-6
46	12	at NY Rangers	W 4-2
47	14	Chicago	W 4-2
48	19	Montreal*	W 7-5

Player	GP	G	A	PTS	PIM
Bill Cowley	34	8	34	42	2
Roy Conacher	47	26	11	37	12
Milt Schmidt	41	15	17	32	13
Bobby Bauer	48	13	18	31	4
Woody Dumart	45	14	15	29	2

Bill Hollett	47	10	17	27	35
Dit Clapper	42	13	13	26	22
Gordon Pettinger	48	11	14	25	8
Ray Getliffe	43	10	12	22	11
Mel Hill	44	10	10	20	16
Eddie Shore	46	4	14	18	47
Cooney Weiland	47	7	9	16	9
Charlie Sands	39	7	5	12	10
John Crawford	38	4	8	12	2
Jack Portland	48	4	5	9	46
Red Hamill	7	0	1	1	0
Harry Frost	3	0	0	0	0
Jack Shewchuk	3	0	0	0	2
Terry Reardon	4	0	0	0	0
Pat McReavy	5	0	0	0	0
Cecil Thompson	5	0	0	0	0
Frank Brimsek	43	0	0	0	0

Goaltender	GP	MINS	W-L-T	GA	GAA
Cecil Thompson	5	310	3-1-1	8	1.55
Frank Brimsek	43	2610	33-9-1	68	1.57

1938-39 NOTABLES:

Home Record.....	20-2-2
Road Record.....	16-8-0
Overall Record.....	36-10-2

- The Bruins finish the regular season with the top record in the seven-team league. Their 74 points were the second-highest total in league history, trailing only the 1929-30 Bruins (77 points).
- Frank Brimsek wins both the Calder Trophy and the Vezina Trophy in addition to First Team All-Star honors.
- Eddie Shore and Dit Clapper join Brimsek on the First All-Star Team, Bobby Bauer is named a Second Team All-Star and Art Ross is named coach of the First Team.
- Bill Cowley finishes third overall in the league's scoring race.
- November 3, 1938: Frank Brimsek plays his first game as a Bruin, a 3-2 win in Toronto.
- November 27, 1938: Tiny Thompson plays his final game in a Bruins uniform, an 8-2 victory over the NY Americans. He is traded to Detroit the next day.
- December 13, 1938: Frank Brimsek's club-record shutout streak is snapped after 231:54 scoreless minutes when Montreal's Herb Cain scores at 19:14 of the second period.
- February 21, 1939: Roy Conacher ties a club record with four goals in an 8-2 win over Chicago.



Frank Brimsek won both the Calder (top rookie) and Vezina (top goaltender) Trophies in the 1938-39 season.

1939-40

Gm	Date	Opponent	Score
1	Nov. 4	at Toronto	L 0-5
2	12	at Detroit	L 1-2
3	14	Chicago	W 3-1
4	16	at Montreal*	T 3-3
5	19	at Chicago	W 2-0
6	21	Montreal	L 1-2
7	26	NY Rangers*	T 2-2
8	28	Toronto	W 6-2
9	Dec. 3	at NY Americans	W 6-2
10	5	NY Americans	W 2-1
11	8	at Detroit	W 3-0
12	10	at NY Rangers	L 2-3
13	12	Detroit	W 3-1
14	14	at Toronto*	T 1-1
15	17	at Chicago	W 4-2
16	19	Toronto*	W 3-2
17	21	at Montreal	W 3-2
18	24	at NY Americans	W 3-2

REGULAR SEASON SCORING & RESULTS



19	Dec.	25	Chicago	W	6-3
20		29	at NY Rangers	L	0-4
21		31	Montreal	W	6-1
22	Jan.	3	NY Rangers	L	4-6
23		7	NY Americans	W	6-2
24		9	Detroit	W	3-1
25		11	at Toronto	W	5-2
26		14	Montreal	W	4-2
27		16	at Montreal	W	6-1
28		21	at NY Rangers	L	2-4
29		23	Toronto	W	4-1
30		25	at Chicago*	T	2-2
31		28	at Detroit	L	2-4
32		30	Chicago	W	5-0
33	Feb.	4	NY Americans	W	7-1
34		6	NY Rangers	W	6-2
35		11	at NY Americans	W	4-2
36		13	Detroit	W	10-3
37		20	Toronto	W	5-0
38		24	at Toronto	L	1-3
39		25	at Chicago	L	1-3
40		27	Chicago	W	6-0
41		29	at Montreal	W	4-2
42	Mar.	3	at Detroit	L	3-6
43		5	Detroit	W	7-2
44		7	at NY Americans	W	2-1
45		9	NY Americans	L	2-4
46		12	NY Rangers	W	2-1
47		14	at NY Rangers*	T	0-0
48		17	Montreal	W	7-2



The "Kraut Line" in 1939-40 became the first line in NHL history to finish 1-2-3 in the league's scoring race. Milt Schmidt (center, above) led the league with 52 points while Woody Dumart (right) and Bobby Bauer (left) each had 43 points.

Player	GP	G	A	PTS	PIM
Milt Schmidt	48	22	30	52	37
Woody Dumart	48	22	21	43	16
Bobby Bauer	48	17	26	43	2
Bill Cowley	48	13	27	40	24
Herb Cain	48	21	10	31	30
Roy Conacher	31	18	12	30	8
Dit Clapper	44	10	18	28	25
Bill Hollett	44	10	18	28	18
Ed Wiseman/NY Amerks	31	5	13	18	8
/Boston	18	2	6	8	0
/Total	49	7	19	26	8
Art Jackson	45	7	18	25	6
Mel Hill	37	9	11	20	19
Robert Hamill	28	10	8	18	16
Des Smith/Chicago	24	1	4	5	27
/Boston	20	2	2	4	23
/Total	44	3	6	9	50
Gordon Pettinger	21	2	6	8	2
Jack Shewchuk	47	2	4	6	55
John Crawford	36	1	4	5	26
Jack Portland	28	0	5	5	16
Eddie Shore	4	2	1	3	4
Pat McReavy	2	0	0	0	2
Frank Brimsek	48	0	0	0	0

Goaltender	GP	MINS	W-L-T	GA	GAA
Frank Brimsek	48	2950	31-12-5	98	1.99

1939-40 NOTABLES:

Home Record.....20-3-1
Road Record.....11-9-4
Overall Record.....31-2-5

- The Bruins finish with the league's top record for the third consecutive season.
- The "Kraut Line" of Milt Schmidt, Woody Dumart and Bobby Bauer are the first line in NHL history to finish 1-2-3 in the league's scoring race. Teammate Bill Cowley ranks fifth

overall on the list.

- Bobby Bauer wins his first of three Lady Byng Trophies.
- Dit Clapper and Milt Schmidt are named to the First All-Star Team. Frank Brimsek, Woody Dumart and Bobby Bauer earn Second Team honors.
- December 5, 1939: Eddie Shore plays his final game in Boston Garden.

1940-41

Gm	Date	Opponent	Score
1	Nov. 3	at Montreal*	T 1-1
2	12	Chicago	L 5-6
3	17	Toronto	L 1-4
4	19	Detroit*	T 4-4
5	21	at Chicago	W 2-0
6	23	at NY Rangers	W 2-1
7	24	at Detroit*	T 1-1
8	26	Montreal	L 2-3
9	Dec. 1	at NY Americans	W 10-3
10	3	NY Americans	W 6-2
11	7	at Toronto	L 2-3
12	8	at Chicago*	L 2-3
13	10	NY Rangers	W 6-2
14	17	Toronto	W 5-2
15	19	at NY Rangers	L 3-5
16	21	at Montreal	L 1-3
17	22	at Detroit	W 5-3
18	25	NY Americans	W 8-1
19	27	at NY Americans*	T 3-3
20	31	NY Rangers*	T 2-2
21	Jan. 5	Chicago*	T 2-2
22	7	Detroit*	T 1-1
23	11	at Montreal	W 2-1
24	12	Montreal	W 7-5
25	16	at NY Rangers*	T 2-2
26	18	at Toronto	W 1-0
27	19	at Chicago*	T 4-4
28	21	NY Rangers*	W 4-3
29	26	at NY Americans	W 6-1
30	28	Chicago	W 3-2
31	Feb. 2	NY Americans	W 4-1
32	4	Montreal*	W 5-3
33	8	at Toronto	W 3-2
34	9	at Detroit*	T 2-2
35	11	Detroit	W 4-0
36	13	at NY Rangers	W 5-3
37	15	at Montreal	W 5-0
38	18	Toronto*	T 2-2
39	23	NY Americans	W 3-1
40	25	NY Rangers	L 0-2
41	Mar. 1	at Toronto*	T 0-0
42	2	at Chicago	W 4-3
43	4	Chicago	W 3-2
44	9	Montreal	W 8-0
45	11	Toronto	W 3-2
46	13	at NY Americans	W 8-3
47	16	at Detroit*	T 2-2
48	18	Detroit	W 4-1

Player	GP	G	A	PTS	PIM
Bill Cowley	46	17	45	62	16
Ed Wiseman	47	16	24	40	10
Bobby Bauer	48	17	22	39	2
Roy Conacher	41	24	14	38	7
Milt Schmidt	45	13	25	38	23
Woody Dumart	40	18	15	33	2
Art Jackson	47	17	15	32	10
Dit Clapper	48	8	18	26	24
Bill Hollett	42	9	15	24	23
Herb Cain	40	8	10	18	6
Des Smith	48	6	8	14	61
Terry Reardon	34	6	5	11	19
John Crawford	45	2	8	10	27
Mel Hill	41	4	5	9	4
Jack Shewchuk	20	2	2	4	8
Gordie Bruce	8	0	1	1	2
Robert Hamill	8	0	1	1	0
Pat McReavy	8	0	1	1	2
Frank Brimsek	48	0	0	0	0

Goaltender	GP	MINS	W-L-T	GA	GAA
Frank Brimsek	48	3040	27-8-13	102	2.01

1940-41 NOTABLES:

Home Record.....15-4-5
Road Record.....12-4-8
Overall Record.....27-8-13

- The Bruins take their fourth straight top regular season record.
- Bill Cowley wins both the league's scoring title and the Hart Trophy as MVP. Four teammates (Eddie Wiseman, Bobby Bauer, Roy Conacher and Milt Schmidt) also factor among the league scoring leaders.
- Cowley sets an NHL single-season assists record with 45.
- Bobby Bauer wins his second consecutive Lady Byng Trophy.
- Dit Clapper, Bill Cowley and coach Cooney Weiland all earn First Team NHL All-Star berths. Frank Brimsek, Woody Dumart and Bobby Bauer are named to the Second All-Star Team.
- February 25, 1941: A 2-0 loss to the NY Rangers snaps the Bruins' NHL record unbeaten streak at 23 games (15-0-8).
- March 4, 1941: The Bruins set an NHL record with 83 shots (27-33-23 by period) on Chicago's Sam LoPresti in a 3-2 Boston win. A visiting goaltender's saves were announced to the Boston Garden crowd for the first time and LoPresti received a standing ovation.



Bill Cowley won the league scoring title in 1940-41 while setting an NHL record for assists in a season.

1941-42

Gm	Date	Opponent	Score
1	Nov. 8	at Toronto	L 0-2
2	15	at NY Rangers	W 2-1
3	16	NY Rangers	W 2-1
4	18	Brooklyn	W 7-2
5	20	at Chicago	L 2-3
6	23	at Detroit	W 4-2
7	25	Detroit	W 7-1
8	27	at Brooklyn*	W 6-2
9	29	at Montreal	W 3-1
10	30	Montreal	W 3-2
11	Dec. 2	Toronto*	W 3-1
12	7	at NY Rangers	L 4-5
13	9	Chicago*	T 2-2
14	14	at Chicago*	T 3-3
15	16	Montreal	W 4-0
16	20	at Montreal*	W 4-2
17	21	at Detroit*	T 2-2
18	23	NY Rangers	W 3-2
19	25	at Toronto	L 0-2
20	30	Toronto	W 4-1
21	Jan. 1	Brooklyn	W 5-4
22	4	at Brooklyn	L 2-3
23	6	Chicago	W 3-2
24	13	Detroit	W 2-1
25	18	at Chicago	W 4-3
26	20	NY Rangers	L 2-4
27	22	at Detroit	L 3-4
28	24	at Montreal*	T 2-2
29	25	Montreal	W 7-3
30	27	Toronto*	T 0-0
31	29	at Brooklyn	L 4-5
32	31	at Toronto*	W 3-2
33	Feb. 1	Brooklyn	L 1-2
34	3	Chicago	L 3-5
35	5	at NY Rangers	L 1-4
36	8	Detroit	W 3-0
37	10	Montreal	W 8-1
38	15	at Chicago	L 0-2
39	19	at Brooklyn	L 4-6
40	24	NY Rangers	L 3-4
41	Mar. 1	Detroit*	T 3-3
42	3	Toronto	W 5-3
43	7	at Montreal*	L 3-4
44	8	at Detroit	L 1-3
45	10	Chicago	W 9-1

REGULAR SEASON SCORING & RESULTS



46	Mar.	12	at NY Rangers	W	2-1
47		14	at Toronto	L	4-6
48		17	Brooklyn	W	8-3

Player	GP	G	A	PTS	PIM
Roy Conacher	43	24	13	37	12
Milt Schmidt	36	14	21	35	34
Bobby Bauer	36	13	22	35	11
Ed Wiseman	45	12	22	34	8
Bill Hollett	48	19	14	33	41
Woody Dumart	35	14	15	29	8
Bill Cowley	28	4	23	27	6
Art Jackson	47	6	18	24	25
Jack McGill	13	8	11	19	2
Herb Cain	34	8	10	18	2
Dutch Hiller/Detroit	7	0	0	0	0
/Boston	43	7	10	17	19
/Total	50	7	10	17	19
Dit Clapper	32	3	12	15	31
Des Smith	48	7	7	14	70
Phil Hergesheimer/Chicago	23	3	11	14	2
/Boston	3	0	0	0	2
/Total	26	3	11	14	4
Harvey Jackson	27	5	7	12	18
Gordie Bruce	15	4	8	12	11
John Crawford	43	2	9	11	37
Robert Hamill	9	6	3	9	2
Lloyd Grondahl	10	1	2	3	0
Jack Shewchuk	22	2	0	2	14
Frank Mario	9	1	1	2	0
Pat McReavy	6	0	1	1	0
Clare Martin	13	0	1	1	4
Nick Damore	1	0	0	0	0
Cliff Thompson	3	0	0	0	2
Frank Brimsek	47	0	0	0	0

Goaltender	GP	MINS	W-L-T	GA	GAA
Frank Brimsek	47	2930	24-17-6	115	2.35
Nick Damore	1	60	1-0-0	3	3.00



Roy Conacher led the team in scoring in 1941-42 and was the only Bruin to reach the 20-goal mark.

1941-42 NOTABLES:

Home Record.....	17-4-3
Road Record.....	8-13-3
Overall Record.....	25-17-6

- Frank Brimsek wins his second Vezina Trophy and is named a First Team All-Star.
- December 9, 1941: Boston Garden is blacked out during the Star Spangled Banner with a spotlight on the flag in the first game played following the declaration of war. The game is interrupted for 45 minutes during the second intermission for broadcast of President Roosevelt's first wartime radio speech.
- January 6, 1942: An announcement is made during the game to the Garden crowd to please return any pucks deflected into the arena due to a wartime rubber shortage.
- February 10, 1942: The "Kraut Line" plays their final game before reporting to the RCA. The trio is honored in post-game ceremonies and are then hoisted onto their teammates shoulders and carried to the dressing room.

1942-43

Gm	Date	Opponent	Score
1	Oct. 31	at Montreal	L 2-3
2	Nov. 1	at Detroit	L 0-3
3	5	at Chicago	L 1-5
4	12	at Toronto	L 1-3
5	14	New York	W 5-3

6	Nov. 15	at New York	W 4-3
7	17	Montreal	W 4-1
8	22	Toronto	W 7-6
9	24	Chicago	T 5-5
10	28	at Montreal	W 6-2
11	29	at New York	L 2-3
12	Dec. 1	Detroit	W 5-2
13	6	New York	W 5-4
14	8	Chicago	W 9-6
15	12	Montreal	W 3-2
16	13	at Detroit	T 1-1
17	15	Detroit	W 3-2
18	17	at New York	W 7-3
19	19	at Toronto	T 3-3
20	20	at Chicago	T 4-4
21	22	Toronto	T 4-4
22	26	at Toronto	L 2-7
23	27	at Montreal	L 2-4
24	29	New York	L 3-5
25	Jan. 1	Detroit	T 2-2
26	3	at Detroit	W 3-2
27	9	at Montreal	L 2-7
28	10	Toronto	W 5-4
29	12	Chicago	W 3-0
30	16	New York	W 7-5
31	17	at New York	W 6-3
32	19	Montreal	W 5-2
33	21	at Detroit	L 2-3
34	24	at Chicago	L 3-4
35	26	Detroit	L 3-5
36	30	at Toronto	W 5-3
37	31	at New York	W 7-2
38	Feb. 2	Chicago	W 5-3
39	6	at Montreal	L 3-8
40	7	Montreal	W 7-1
41	9	Toronto	W 3-1
42	14	at Chicago	L 2-3
43	20	at Toronto	L 2-4
44	21	at Detroit	L 0-4
45	23	Chicago	L 5-7
46	28	at Chicago	T 4-4
47	Mar. 2	Detroit	W 3-1
48	9	Toronto	T 5-5
49	14	Montreal	T 4-4
50	16	New York	W 11-5

Player	GP	G	A	PTS	PIM
Bill Cowley	48	27	45	72	10
Art Jackson	50	22	31	53	20
Frank Boll	43	25	27	52	20
Bill Hollett	50	19	25	44	19
Herb Cain	45	18	18	36	19
Harvey Jackson	44	19	15	34	38
Don Gallinger	48	14	20	34	16
Murph Chamberlain	45	9	24	33	67
Dit Clapper	38	5	18	23	12
John Crawford	49	5	18	23	24
Bep Guidolin	42	7	15	22	43
John Schmidt	45	6	7	13	6
Irwin Boyd	20	6	5	11	6
Jack Shewchuk	48	2	6	8	50
Ab DeMarco/Toronto	4	0	1	1	0
/Boston	3	4	1	5	0
/Total	7	4	2	6	0
Bill Shill	7	4	1	5	4
Oscar Aubuchon	3	3	0	3	0
Norm Calladine	3	0	1	1	0
Frank Brimsek	50	0	0	0	0

Goaltender	GP	MINS	W-L-T	GA	GAA
Frank Brimsek	50	3000	24-17-9	176	3.52


1942-43 NOTABLES:

Home Record.....	17-3-5
Road Record.....	7-14-4
Overall Record.....	24-17-9

- Bill Cowley wins his second Hart Trophy as league MVP and is named a First Team All-Star. He finishes second in the league's scoring race and ties his NHL single-season assist record.
- Frank Brimsek, John Crawford, Bill Hollett and coach Art Ross are all named to the Second NHL All-Star Team.
- November 24, 1942: The Bruins and Blackhawks play to a 5-5 tie in 60 minutes of play in the first Boston game affected by the wartime overtime ban.
- December 12, 1942: The Bruins defeat the Canadiens by a 3-2 score in the first matinee played at Boston Garden. There was a demonstration of a blood donation at center ice during the first intermission to encourage volunteer donors

and the game's proceeds were donated to the American Red Cross. It is the first of four games on the season whose proceeds were donated to the ARC in support of the war effort.

• March 16, 1943: Bill Cowley has two goals and an assist in an 11-5 win over the NY Rangers as he finished the season with 72 points. That is one point shy of Cooney Weiland's NHL single season record which is matched this season by Chicago's Doug Bentley.



Brothers Art (#16) and Harvey (#18) Jackson played three seasons together with the Bruins from 1941-42 through 1943-44.

1943-44

Gm	Date	Opponent	Score
1	Oct. 30	at Montreal	T 2-2
2	Nov. 6	at Toronto	W 5-2
3	7	at Detroit	L 4-6
4	11	at Chicago	L 4-6
5	13	at New York	W 6-2
6	16	Montreal	T 2-2
7	18	at Chicago	L 3-7
8	21	at Montreal	L 4-13
9	23	Toronto	W 8-5
10	25	New York	W 6-2
11	27	at Toronto	L 4-7
12	28	at Chicago	L 4-5
13	30	Chicago	W 6-5
14	Dec. 5	Montreal	W 5-4
15	7	Detroit	T 6-6
16	11	New York	W 9-6
17	12	at New York	L 4-6
18	14	Chicago	W 4-3
19	19	at Montreal	L 1-3
20	21	Toronto	W 8-5
21	26	at Detroit	T 4-4
22	28	Detroit	W 5-2
23	Jan. 1	Toronto	L 2-5
24	2	at New York	W 13-3
25	4	Chicago	W 6-4
26	8	at Toronto	L 3-12
27	15	New York	W 7-5
28	16	at New York	L 6-8
29	18	Toronto	L 2-7
30	22	at Montreal	L 2-6
31	23	Montreal	L 1-4
32	25	Detroit	L 3-6
33	29	at Detroit	L 1-6
34	Feb. 1	Chicago	L 0-2
35	5	New York	W 7-2
36	8	Montreal	W 3-0
37	10	at Chicago	W 5-4
38	13	Detroit	L 1-4
39	19	at Toronto	L 4-10
40	20	at Detroit	L 5-6
41	26	at Montreal	L 2-10
42	29	Toronto	L 3-7
43	Mar. 2	at Chicago	L 2-4
44	4	New York	W 10-9
45	5	at New York	T 4-4
46	7	Detroit	L 4-8
47	12	Montreal	W 6-5
48	14	Chicago	W 6-4
49	16	at Detroit	L 9-10
50	18	at Toronto	L 2-10

Player	GP	G	A	PTS	PIM
Herb Cain	48	36	46	82	4
Bill Cowley	36	30	41	71	12
Art Jackson	49	21	38	59	8
Frank Boll	39	19	25	44	2
Norm Calladine	49	16	27	43	8
Pat Egan/Detroit	23	4	15	19	40

REGULAR SEASON SCORING & RESULTS



/Boston	25	11	13	24	55
/Total	48	15	28	43	95
Bep Guidolin	47	17	25	42	58
Harvey Jackson	42	11	21	32	25
Dit Clapper	50	6	25	31	13
John Crawford	34	4	16	20	8
Don Gallinger	23	13	5	18	6
Bill Hollett	25	9	7	16	4
Russ Kopak	24	7	9	16	0
Alan Rittinger	19	3	7	10	0
Al Pallazzari	23	6	3	9	4
Guy Labrie	15	2	7	9	2
Tom Brennan	21	2	1	3	2
Charlie Scherza	10	1	1	2	4
Clarence Schmidt	7	1	0	1	2
Oscar Aubuchon	9	1	0	1	0
Irwin Boyd	5	0	1	1	0
Bert Gardiner	41	0	1	1	0
George Abbott	1	0	0	0	0
Jim Franks	1	0	0	0	0
Benny Grant	1	0	0	0	0
John Schmidt	2	0	0	0	0
Ab DeMarco	3	0	0	0	0
Maurice Courteau	6	0	0	0	0
Jack Wilkinson	9	0	0	0	2

Goaltender	GP	MINS	W-L-T	GA	GAA
Bert Gardiner	41	2460	17-19-5	212	5.17
Maurice Courteau	6	360	2-4-0	33	5.50
Jim Franks	1	60	0-1-0	6	6.00
George Abbott	1	60	0-1-0	7	7.00
Benny Grant	1	60	0-1-0	10	10.00



Herb Cain set an NHL scoring record with 82 points in the 1943-44 season

1943-44 NOTABLES:

Home Record.....	15-8-2
Road Record.....	4-18-3
Overall Record.....	19-26-5

- Herb Cain wins the league's scoring title with an NHL single-season record of 82 points.
- Bill Cowley (seventh) and Art Jackson (ninth) are also among the NHL leaders, despite the team finishing fifth overall in the six-team league.
- Bill Cowley earns a First Team All-Star berth while Dit Clapper and Herb Cain are named to the Second Team.
- November 25, 1943: Frank Boll ties a team record with four goals in a 6-2 win over NY Rangers.
- January 2, 1944: The Bruins set a club mark for goals scored in a road game with a 13-3 win at NY Rangers.
- January 4, 1944: Bill Cowley has two assists in a 6-4 win over Chicago, giving him 264 on his career and moving him into the top spot on the league's all-time assist list.
- February 29, 1944: Bert Gardiner becomes the first Boston goaltender to be credited with an assist since Tiny Thompson in 1936.
- March 4, 1944: Bill Cowley ties his team records for goals and points in a game with a 4-2=6 effort in a 10-9 win over NY Rangers. A modern-day NHL record is set for total goals in a game, which is matched just 12 days later in a 10-9 loss in Detroit.

1944-45

Gm	Date	Opponent	Score
1	Oct. 28	at Montreal	L 2-3
2	29	at Detroit	L 1-7
3	Nov. 4	at Toronto	L 2-7
4	5	at Chicago	W 6-3
5	12	at New York	T 5-5
6	14	Chicago	W 7-5
7	18	at Montreal	L 3-6

8	Nov. 19	at Detroit	L 3-4
9	21	Montreal	L 1-4
10	23	Toronto	W 5-1
11	26	New York	W 8-4
12	28	Detroit	L 3-6
13	30	at Chicago	W 7-2
14	Dec. 3	Toronto	W 5-4
15	5	Montreal	L 1-4
16	9	at Toronto	W 5-3
17	10	at Detroit	L 6-7
18	12	New York	W 7-5
19	16	at Montreal	L 5-8
20	19	Detroit	L 3-6
21	28	Chicago	W 2-1
22	31	at New York	L 2-3
23	Jan. 2	Montreal	L 3-6
24	7	at Detroit	L 4-8
25	10	at New York	L 1-5
26	13	at Toronto	L 1-2
27	14	at Chicago	L 1-4
28	16	Toronto	W 5-3
29	21	New York	W 14-3
30	23	Detroit	L 4-5
31	27	at Montreal	L 3-11
32	28	Montreal	L 1-4
33	30	Chicago	L 3-5
34	Feb. 3	at Toronto	W 4-2
35	4	New York	T 3-3
36	6	Toronto	L 1-5
37	11	Detroit	L 2-3
38	13	Chicago	W 3-2
39	17	New York	W 6-1
40	18	at New York	L 1-2
41	21	at Chicago	L 0-5
42	25	at New York	T 4-4
43	Mar. 4	at Detroit	L 4-10
44	6	Toronto	L 2-5
45	8	at Montreal	L 2-3
46	10	at Toronto	L 2-9
47	11	Chicago	W 7-2
48	13	Detroit	T 2-2
49	15	at Chicago	W 5-3
50	18	Montreal	L 2-4

Player	GP	G	A	PTS	PIM
Bill Cowley	49	25	40	65	12
Herb Cain	50	32	13	45	16
Ken Smith	49	20	14	34	2
Bill Jennings	39	20	13	33	25
Frank Mario	44	8	18	26	24
Armand Gaudreault	44	15	9	24	27
Bill Cupolo	47	11	13	24	10
John Crawford	40	5	19	24	10
Dit Clapper	46	8	14	22	16
Pat Egan	48	7	15	22	86
Paul Gladu	40	6	14	20	2
Gino Rozzini	31	5	10	15	20
Bill Thoms/Chicago	21	2	6	8	8
/Boston	17	4	2	6	0
/Total	38	6	8	14	8
Art Jackson	18	5	8	13	10
Jack Shewchuk	47	1	7	8	31
Jack McGill	14	4	2	6	0
Norm Calladine	11	3	1	4	0
Tom Brennan	1	0	1	1	0
Murray Henderson	5	0	1	1	4
Marcel Fillion	1	0	0	0	0
Ferny Flaman	1	0	0	0	0
Pete Leswick	2	0	0	0	0
Harvey Bennett	24	0	0	0	0
Paul Bibeault	26	0	0	0	0


Goaltender	GP	MINS	W-L-T	GA	GAA
Harvey Bennett	24	1470	10-12-2	106	4.33
Paul Bibeault	26	1530	6-18-2	113	4.43

1944-45 NOTABLES:

Home Record.....	11-12-2
Road Record.....	5-18-2
Overall Record.....	16-30-4

- Bill Cowley finishes fourth overall in league scoring and is named to the league's Second All-Star Team.
- January 16, 1945: Herb Cain ties a club record with four goals in a 5-3 win over Toronto as the Bruins snap a six-game losing streak.
- January 21, 1945: Bill Cowley scores four goals and Ken Smith scores a hat trick of his own in a 14-3 win over the NY Rangers. It remains a club record for goals scored in a game. Bill Thoms, Frank Mario (two) and Ken Smith also combine

for a league-record four goals in just a 1:20 span of the second period in the game.



Ken Smith scored the fourth of a league-record four goals in a 1:20 span on January 21, 1945.

1945-46

Gm	Date	Opponent	Score
1	Oct. 24	Chicago	L 4-5
2	27	at Toronto	T 1-1
3	28	at Detroit	L 0-7
4	Nov. 4	Montreal	W 6-5
5	7	at Toronto	W 4-3
6	10	at Montreal	L 3-5
7	11	at New York	W 7-1
8	21	Montreal	W 3-0
9	25	Toronto	W 5-3
10	28	New York	W 5-1
11	Dec. 2	Detroit	T 2-2
12	5	Chicago	W 6-3
13	9	at Chicago	L 3-8
14	12	Detroit	T 2-2
15	15	at Montreal	T 3-3
16	16	Toronto	T 3-3
17	19	New York	W 8-7
18	23	Montreal	L 1-4
19	29	at Toronto	W 4-3
20	30	at Detroit	T 3-3
21	Jan. 1	Detroit	W 4-0
22	5	at Montreal	L 2-4
23	6	at New York	L 2-4
24	10	at Detroit	L 1-2
25	12	Chicago	W 4-3
26	16	New York	W 3-2
27	17	at New York	W 4-2
28	19	at Montreal	L 1-3
29	20	Montreal	W 3-0
30	23	Toronto	W 7-1
31	26	at Detroit	W 4-2
32	27	at Chicago	L 1-4
33	30	Chicago	W 4-3
34	Feb. 2	at Toronto	W 5-3
35	3	at Chicago	L 1-3
36	6	Toronto	T 3-3
37	10	Montreal	L 0-2
38	13	Detroit	W 3-0
39	14	at New York	T 2-2
40	16	New York	L 2-6
41	20	at Chicago	L 3-4
42	23	at Toronto	L 2-7
43	24	at Detroit	L 3-4
44	27	at Montreal	W 5-3
45	Mar. 3	at Chicago	L 3-5
46	6	Detroit	W 4-2
47	10	Toronto	W 7-3
48	12	at New York	W 3-2
49	13	New York	L 3-5
50	17	Chicago	W 5-3

Player	GP	G	A	PTS	PIM
Don Gallinger	50	17	23	40	18
Woody Dumart	50	22	12	34	2
Bep Guidolin	50	15	17	32	62
Milt Schmidt	48	13	18	31	21
Herb Cain	48	17	12	29	4
Bill Shill	45	15	12	27	12
Bill Cowley	26	12	12	24	6
Terry Reardon	49	12	11	23	21
Bobby Bauer	39	11	10	21	4
Jack McGill	46	6	14	20	21
Pat Egan	41	8	10	18	32
John Crawford	48	7	9	16	10
Murray Henderson	48	4	11	15	30

REGULAR SEASON SCORING & RESULTS



Ken Smith	23	2	6	8	0
Jack Church	43	2	6	8	28
Dit Clapper	30	2	3	5	0
Roy Conacher	4	2	1	3	0
Mike McMahon/Montreal	13	0	1	1	2
/Boston	2	0	0	0	2
/Total	15	0	1	1	4
Armand Delmonte	1	0	0	0	0
Ferny Flaman	1	0	0	0	0
Gordie Bruce	5	0	0	0	0
Paul Bibeault	16	0	0	0	0
Frank Brimsek	34	0	0	0	0

Goaltender	GP	MINS	W-L-T	GA	GAA
Paul Bibeault	16	960	8-4-4	45	2.81
Frank Brimsek	34	2040	16-14-4	111	3.26



John Crawford earned First Team NHL All-Star honors in 1945-46.

1945-46 NOTABLES:

Home Record.....	11-5-4
Road Record.....	13-13-4
Overall Record.....	24-18-8

- John Crawford was voted to the NHL's First All-Star Team and Frank Brimsek earned a Second-Team berth.
- December 5, 1945: Milt Schmidt scores his first goal since returning from RCAF duty in a 6-3 win over Chicago.
- December 19, 1945: Frank Brimsek earns an 8-7 win in his first post-war game.
- January 1, 1946: The Bruins snap a 22-game winless stretch against Detroit with their first victory over the Red Wings since December 28, 1943.

1946-47

Gm	Date	Opponent	Score
1	Oct. 19	at Montreal	T 1-1
2	20	Chicago	T 2-2
3	23	Toronto	T 3-3
4	26	New York	W 3-1
5	30	at New York	T 3-3
6	Nov. 2	at Toronto	W 5-0
7	3	at Chicago	L 3-5
8	6	at Detroit	T 3-3
9	9	at Montreal	L 2-5
10	10	at New York	W 4-0
11	13	Detroit	W 5-2
12	17	Montreal	L 1-4
13	20	Toronto	W 4-1
14	24	Montreal	L 2-4
15	27	New York	W 5-2
16	Dec. 1	Detroit	T 3-3
17	4	Toronto	T 2-2
18	7	at Toronto	L 1-5
19	8	New York	L 4-6
20	11	Chicago	W 4-1
21	15	Detroit	W 3-2
22	18	New York	W 3-2
23	21	at Montreal	L 1-5
24	22	at Chicago	L 1-5
25	25	Chicago	L 3-5
26	28	at Toronto	L 3-4
27	29	at New York	T 2-2
28	Jan. 1	New York	W 3-1
29	4	at Montreal	L 1-4
30	5	at Detroit	L 1-3
31	8	at New York	W 3-1
32	11	at Toronto	L 3-4
33	12	at Detroit	L 1-5
34	15	Chicago	W 6-3
35	18	Chicago	W 3-1

36	Jan. 19	Toronto	W	3-2
37	22	Montreal	L	3-4
38	25	at Montreal	L	1-4
39	26	Detroit	W	4-3
40	29	Detroit	W	4-1
41	Feb. 1	at Detroit	T	2-2
42	2	at Chicago	L	1-3
43	5	Montreal	L	2-3
44	8	at Toronto	L	2-5
45	9	at Chicago	L	4-6
46	12	New York	W	10-1
47	16	Montreal	T	2-2
48	19	at New York	L	0-6
49	20	at Detroit	L	0-3
50	23	at Chicago	W	9-4
51	Mar. 1	at Montreal	W	2-1
52	2	at New York	W	3-2
53	5	Toronto	W	5-4
54	9	Detroit	W	6-0
55	12	at Chicago	W	8-3
56	13	at Detroit	W	3-2
57	15	at Toronto	T	5-5
58	16	Toronto	W	5-3
59	19	Chicago	W	7-3
60	23	Montreal	L	2-3

Player	GP	G	A	PTS	PIM
Milt Schmidt	59	27	35	62	40
Bobby Bauer	58	30	24	54	4
Woody Dumart	60	24	28	52	12
Bill Cowley	51	13	25	38	16
Joe Carveth	51	21	15	36	10
Don Gallinger	47	11	19	30	12
Pat Egan	60	7	18	25	89
Bep Guidolin	56	10	13	23	73
Ken Smith	60	14	7	21	4
Terry Reardon	60	6	14	20	17
John Crawford	58	1	17	18	16
Murray Henderson	57	5	12	17	63
Jack McGill	24	5	9	14	19
Mark Marquess	27	5	4	9	27
Walter Pratt	31	4	4	8	25
Ferny Flaman	23	1	4	5	41
Eddie Barry	19	1	3	4	2
Clare Martin	6	3	0	3	0
Bill Shill	27	2	0	2	2
Don Grosso	33	0	2	2	2
Norm McAtee	13	0	1	1	0
John Peirson	5	0	0	0	0
Dit Clapper	6	0	0	0	0
Frank Brimsek	60	0	0	0	2

Goaltender	GP	MINS	W-L-T	GA	GAA
Frank Brimsek	60	3600	26-23-11	175	2.92

1946-47 NOTABLES:

Home Record.....	18-7-5
Road Record.....	8-16-6
Overall Record.....	26-23-11



Dit Clapper played six games in 1946-47 while also serving as the team's coach and became the first player in NHL history to play 20 seasons. He was inducted into the Hockey Hall of Fame prior to his last game on February 12, 1947.

- Milt Schmidt earns First Team All-Star honors while Frank Brimsek, Woody Dumart and Bobby Bauer are named to the Second Team.
- Bobby Bauer wins his third Lady Byng Trophy.
- The "Kraut Line" of Milt Schmidt, Bobby Bauer and Woody Dumart finish fourth, seventh and tenth, respectively, in the league's scoring race.

- November 27, 1946: Dit Clapper becomes the first player in NHL history to play 20 seasons when he dresses for his first game of the year, a 5-2 win vs. NY Rangers.
- February 12, 1947: Bill Cowley becomes the NHL's all-time leading scorer with his 529th career point. Dit Clapper plays his final NHL game, his #5 jersey is immediately retired by the team and he is inducted into the Hockey Hall of Fame.

1947-48

Gm	Date	Opponent	Score
1	Oct. 19	New York	W 3-1
2	22	Montreal	W 3-1
3	25	at Montreal	L 0-5
4	26	Chicago	W 3-2
5	29	at New York	W 3-1
6	Nov. 1	at Toronto	T 1-1
7	2	at Detroit	L 1-2
8	5	at Chicago	W 2-1
9	12	at New York	W 8-2
10	15	at Montreal	W 9-1
11	16	Detroit	L 2-3
12	19	Toronto	W 7-2
13	22	at Toronto	L 3-4
14	23	Montreal	T 2-2
15	26	at Chicago	L 3-5
16	27	at Detroit	L 1-4
17	30	Toronto	T 0-0
18	Dec. 3	Chicago	T 4-4
19	6	New York	T 5-5
20	7	Montreal	W 1-0
21	10	at Chicago	L 5-6
22	14	Toronto	T 1-1
23	17	at New York	L 2-5
24	20	at Montreal	W 4-2
25	21	Detroit	L 5-6
26	25	Chicago	L 1-6
27	27	at Toronto	L 1-2
28	28	at Detroit	L 0-3
29	31	at New York	L 3-7
30	Jan. 1	New York	W 4-1
31	3	at Montreal	T 2-2
32	10	at Detroit	W 4-1
33	11	at Chicago	L 1-4
34	14	Detroit	T 3-3
35	17	at Toronto	L 1-4
36	18	Montreal	T 1-1
37	21	Toronto	W 2-1
38	25	New York	W 6-4
39	28	Detroit	L 2-4
40	31	Chicago	L 4-7
41	Feb. 1	Montreal	L 0-3
42	4	Toronto	L 2-4
43	8	at Detroit	W 3-1
44	11	Chicago	L 0-3
45	14	New York	T 4-4
46	15	Detroit	W 3-1
47	18	at Chicago	W 4-2
48	21	at Montreal	W 3-1
49	22	at New York	L 1-4
50	25	at Toronto	L 2-4
51	29	at Chicago	L 1-5
52	Mar. 3	Chicago	T 4-4
53	4	at Montreal	T 1-1
54	7	Toronto	W 3-1
55	10	New York	W 6-3
56	13	at Toronto	L 2-5
57	14	at Detroit	W 5-1
58	16	at New York	W 6-2
59	17	Detroit	T 0-0
60	21	Montreal	W 4-3

Player	GP	G	A	PTS	PIM
Grant Warwick/New York	40	17	12	29	30
/Boston	18	6	5	11	8
/Total	58	23	17	40	38
Woody Dumart	59	21	16	37	14
Pete Babando	60	23	11	34	52
Jimmy Peters/Montreal	22	1	3	4	6
/Boston	37	12	15	27	38
/Total	59	13	18	31	44
Don Gallinger	54	10	21	31	37
Milt Schmidt	33	9	17	26	28
Ed Sandford	59	10	15	25	25
Ken Smith	60	11	12	23	4
Billy Taylor	39	4	16	20	25
Wally Wilson	53	11	8	19	18
Pat Egan	60	8	11	19	81
Clare Martin	59	5	13	18	34
Joe Carveth	22	8	9	17	2

REGULAR SEASON SCORING & RESULTS



Murray Henderson	49	6	8	14	50
Paul Ronty	24	3	11	14	0
John Crawford	45	3	11	14	10
Ed Harrison	52	6	7	13	8
John Quilty/Montreal	20	2	3	5	4
/Boston	6	3	2	5	2
/Total	26	5	5	10	6
Ferny Flaman	56	4	6	10	69
John Peirson	15	4	2	6	0
Arnie Kullman	1	0	0	0	0
Ray Manson	1	0	0	0	0
Frank Brimsek	60	0	0	0	0

Goaltender	GP	MINS	W-L-T	GA	GAA
Frank Brimsek	60	3600	23-24-13	168	2.80



Woody Dumart finished second in the team's scoring race in 1947-48

1947-48 NOTABLES:

Home Record.....	12-8-10
Road Record.....	11-16-3
Overall Record.....	23-24-13

- Frank Brimsek earns his eighth All-Star berth when he was named to the NHL's Second Team in goal.
- October 19, 1947: The Bruins' home opener is repeatedly delayed by fog caused by 80 degree temperatures inside Boston Garden. There is a 40-minute delay following the second period so players from both teams could get their skates resharpened due to soft ice.

1948-49

Gm	Date	Opponent	Score
1	Oct. 16	at Toronto	W 4-1
2	20	Chicago	W 8-3
3	24	New York	W 4-1
4	28	at Chicago	W 5-1
5	30	at Montreal	T 3-3
6	31	at New York	L 0-2
7	Nov. 7	at Detroit	L 3-7
8	11	Detroit	W 4-1
9	14	Montreal	W 3-2
10	17	Toronto	W 2-1
11	20	at Toronto	T 2-2
12	21	New York	L 1-4
13	24	at Detroit	W 5-3
14	27	at Montreal	W 2-0
15	28	Toronto	W 6-2
16	Dec. 1	Chicago	W 5-1
17	4	Detroit	L 2-3
18	5	Montreal	W 2-1
19	7	at New York	T 2-2
20	8	at Chicago	L 3-4
21	11	at Toronto	L 2-3
22	12	Toronto	L 3-4
23	15	Montreal	L 2-4
24	19	at Chicago	L 2-7
25	22	Detroit	W 5-2
26	23	at Montreal	L 2-4
27	25	Chicago	W 2-1
28	29	at Detroit	L 2-10
29	31	at New York	T 2-2
30	Jan. 1	New York	W 4-1
31	5	at Toronto	L 0-4
32	6	at Detroit	W 3-2
33	9	at Chicago	L 2-4
34	12	Montreal	L 3-5
35	16	Chicago	W 3-1
36	19	at New York	W 5-2
37	22	at Montreal	L 2-4
38	23	Montreal	W 3-0

39	Jan. 26	Toronto	L 1-3
40	30	Detroit	L 0-4
41	Feb. 2	New York	W 5-3
42	5	at Montreal	W 3-2
43	6	Toronto	L 2-4
44	9	Chicago	W 5-3
45	12	New York	W 4-2
46	13	Detroit	T 4-4
47	16	at Chicago	L 1-5
48	19	at Toronto	L 2-5
49	21	at Detroit	T 2-2
50	23	at New York	W 3-2
51	27	at Chicago	T 2-2
52	Mar. 2	Detroit	T 1-1
53	5	at Montreal	L 0-4
54	6	Montreal	L 0-1
55	9	New York	W 8-1
56	12	at Toronto	W 2-1
57	13	at Detroit	W 6-2
58	15	at New York	W 4-2
59	16	Chicago	L 3-4
60	20	Toronto	W 7-2

Player	GP	G	A	PTS	PIM
Paul Ronty	60	20	29	49	11
John Peirson	59	22	21	43	45
Ken Smith	59	20	20	40	6
Grant Warwick	58	22	15	37	14
Ed Sandford	56	16	20	36	57
Pete Babando	58	19	14	33	34
Milt Schmidt	44	10	22	32	25
Jimmy Peters	60	16	15	31	8
Pat Egan	60	6	18	24	92
Woody Dumart	59	11	12	23	6
Ferny Flaman	60	4	12	16	62
John Crawford	55	2	13	15	14
Murray Henderson	60	2	9	11	28
Ed Harrison	59	5	5	10	20
Dave Creighton	12	1	3	4	0
Ed Kryzanowski	36	1	3	4	10
Zellio Toppazzini	5	1	1	2	0
Cliff Thompson	10	0	1	1	0
Les Colvin	1	0	0	0	0
Gordon Henry	1	0	0	0	0
Jack Gelineau	4	0	0	0	0
Frank Brimsek	54	0	0	0	2

Goaltender	GP	MINS	W-L-T	GA	GAA
Gordon Henry	1	60	1-0-0	0	0.00
Frank Brimsek	54	3240	26-20-8	147	2.72
Jack Gelineau	4	240	2-2-0	12	3.00
Les Colvin	1	60	0-1-0	4	4.00



The Bruins adopted their famous "Spoked B" logo for their 25th anniversary season in 1948-49.

1948-49 NOTABLES:

Home Record.....	18-10-2
Road Record.....	11-13-6
Overall Record.....	29-23-8

- Paul Ronty (sixth) and John Peirson (tenth) rank among the league's scoring leaders.
- January 23, 1949: Gordon Henry records a 3-0 shutout over Montreal in his first NHL game. Henry had been recalled that day from Hershey to replace Frank Brimsek, who had returned to Minnesota for a family emergency.

1949-50

Gm	Date	Opponent	Score
1	Oct. 12	at Detroit	L 1-2
2	16	New York	T 2-2
3	19	Chicago	W 7-4
4	22	at Montreal	W 2-1
5	23	Montreal	T 0-0
6	26	at New York	L 2-5
7	29	at Toronto	L 1-8
8	30	at Chicago	L 4-10
9	Nov. 2	at Detroit	L 3-5
10	5	at Montreal	T 3-3
11	9	Chicago	L 1-3
12	12	Detroit	L 5-7
13	13	Toronto	W 4-2
14	16	at New York	L 1-2
15	17	at Chicago	L 3-8
16	20	Montreal	W 2-1
17	23	Toronto	W 3-1
18	26	at Toronto	T 3-3
19	27	New York	T 1-1
20	30	at Detroit	L 0-3
21	Dec. 1	at Chicago	L 4-5
22	3	Chicago	W 5-3
23	4	Montreal	W 4-2
24	7	Detroit	L 1-2
25	8	at Montreal	T 2-2
26	10	at Toronto	L 1-2
27	11	Toronto	W 2-0
28	14	Detroit	L 2-5
29	17	New York	L 1-3
30	18	Montreal	W 3-1
31	21	at Chicago	W 4-1
32	24	at Toronto	W 8-4
33	25	Chicago	T 4-4
34	28	at Detroit	T 2-2
35	31	at New York	L 1-4
36	Jan. 1	New York	W 6-0
37	5	at Montreal	L 3-5
38	8	at Detroit	W 4-3
39	11	Detroit	W 2-1
40	14	at Toronto	L 3-4
41	15	Chicago	L 1-5
42	18	at New York	W 4-2
43	21	at Montreal	L 1-3
44	22	Montreal	L 4-5
45	25	at Detroit	T 4-4
46	26	at Chicago	L 1-5
47	28	New York	T 2-2
48	29	Detroit	W 4-1
49	Feb. 1	New York	W 3-2
50	5	Toronto	L 1-2
51	8	Toronto	L 1-3
52	11	Detroit	L 4-9
53	12	Montreal	T 3-3
54	15	at New York	T 2-2
55	19	at Chicago	T 4-4
56	22	at Toronto	L 1-3
57	25	at Montreal	L 2-3
58	26	at New York	L 3-4
59	Mar. 1	Toronto	W 5-2
60	4	New York	W 5-1
61	5	Chicago	W 11-4
62	8	Detroit	L 3-5
63	11	at Montreal	L 0-5
64	12	Toronto	T 2-2
65	15	at New York	W 4-1
66	18	at Detroit	T 1-1
67	19	at Chicago	W 4-3
68	22	Chicago	L 5-7
69	25	at Toronto	L 0-8
70	26	Montreal	T 3-3

Player	GP	G	A	PTS	PIM
Paul Ronty	70	23	36	59	8
John Peirson	57	27	25	52	49
Phil Maloney	70	15	31	46	6
Milt Schmidt	68	19	22	41	41
Ken Smith	66	10	31	41	12
Norman Poile/New York	27	3	6	9	8
/Boston	39	16	14	30	6
/Total	66	19	20	39	14
Woody Dumart	69	14	25	39	14
Dave Creighton	64	18	13	31	13
Ed Harrison	70	14	12	26	23
Bill Quackenbush	70	8	17	25	4
Sam Bettio	44	9	12	21	32
Ed Kryzanowski	59	6	10	16	12
Murray Henderson	64	3	8	11	42
Pete Horeck	34	5	5	10	22

REGULAR SEASON SCORING & RESULTS



Zellio Toppazzini	36	5	5	10	18
John Crawford	46	2	8	10	8
Ferny Flaman	69	2	5	7	122
Ed Sandford	17	1	4	5	6
Lorne Ferguson	3	1	1	2	0
Gordon Byers	1	0	1	1	0
Jack McIntyre	1	0	1	1	0
George Sullivan	3	0	1	1	0
Artie Kullman	12	0	1	1	11
Norm Corcoran	1	0	0	0	0
Dick Bittner	1	0	0	0	0
Bart Bradley	1	0	0	0	0
Gordon Henry	2	0	0	0	0
Ross Lowe	3	0	0	0	0
Jack Gelineau	67	0	0	0	0

Goaltender	GP	MINS	W-L-T	GA	GAA
Gordon Henry	2	120	0-2-0	5	2.50
Dick Bittner	1	60	0-0-1	3	3.00
Jack Gelineau	67	4020	22-30-15	220	3.28



Jack Gelineau won the Calder Trophy as the league's top rookie in 1949-50.

1949-50 NOTABLES:

Home Record.....	15-12-8
Road Record.....	7-20-8
Overall Record.....	22-32-16

- Jack Gelineau became the second Bruin to win the Calder Trophy.
- Paul Ronty (fifth) and John Peirson (eighth) again rank among the league's scoring leaders, despite the club's fifth-place finish in the standings.
- October 16, 1949: The ice at Boston Garden is painted white for the first time to make it easier to follow the puck.
- December 3, 1949: Bruins General Manager Art Ross is inducted into the Hockey Hall of Fame in pre-game ceremonies.
- February 12, 1950: Dick Bittner earns a 3-3 tie in his first and only NHL game. He had been recalled to replace an injured Jack Gelineau and played the game just four hours after recording a 4-0 shutout for the Boston Olympics over Atlantic City in an EAHU game at Boston Garden.

1950-51

Gm	Date	Opponent	Score
1	Oct. 14	at Montreal	T 1-1
2	15	Montreal	L 1-2
3	18	Toronto	L 0-2
4	22	New York	T 0-0
5	25	at New York	T 1-1
6	28	at Toronto	L 2-4
7	29	at Detroit	L 0-2
8	Nov. 2	at Chicago	L 2-5
9	4	at Montreal	W 3-2
10	5	at Detroit	L 2-4
11	8	Detroit	T 3-3
12	11	Chicago	L 2-4
13	12	Toronto	L 0-7
14	15	at New York	W 4-3
15	18	Detroit	L 1-2
16	19	Toronto	W 3-1
17	23	at Chicago	L 1-4
18	25	New York	T 3-3
19	26	Montreal	L 1-3
20	29	Detroit	W 6-3
21	Dec. 2	New York	L 2-3
22	3	at New York	W 5-3
23	6	Chicago	W 5-4
24	7	at Montreal	W 3-0
25	9	at Toronto	L 1-8

26	Dec. 10	Montreal	W 5-2
27	14	at Detroit	L 2-4
28	16	Detroit	L 1-4
29	17	Toronto	L 2-4
30	20	at New York	T 4-4
31	21	at Chicago	W 3-1
32	23	at Toronto	T 2-2
33	25	Chicago	W 7-4
34	27	Chicago	T 4-4
35	31	at New York	L 0-3
36	Jan. 1	New York	W 3-2
37	4	at Montreal	W 4-2
38	7	at Detroit	L 0-3
39	9	at Chicago	W 5-4
40	13	at Montreal	L 0-4
41	14	Chicago	W 5-1
42	17	at New York	T 3-3
43	20	at Toronto	L 1-2
44	21	New York	W 5-1
45	25	at Detroit	T 3-3
46	27	Detroit	W 3-0
47	28	Montreal	T 1-1
48	Feb. 1	at Chicago	L 2-5
49	3	at Montreal	L 1-4
50	4	Toronto	T 3-3
51	7	New York	T 2-2
52	10	Montreal	W 6-0
53	11	Detroit	L 1-2
54	18	at Chicago	W 7-3
55	19	at Detroit	T 2-2
56	21	at New York	T 2-2
57	24	at Toronto	L 2-6
58	25	at Chicago	W 3-2
59	28	Detroit	T 1-1
60	Mar. 3	New York	T 3-3
61	4	Chicago	W 10-2
62	7	Montreal	L 2-3
63	10	at Toronto	L 3-5
64	11	Toronto	W 3-1
65	15	at Detroit	L 0-4
66	17	at Montreal	L 1-3
67	18	Montreal	T 2-2
68	21	Chicago	W 6-5
69	24	at Toronto	L 1-4
70	25	Toronto	L 0-1

Player	GP	G	A	PTS	PIM
Milt Schmidt	62	22	39	61	33
Woody Dumart	70	20	21	41	7
John Peirson	70	19	19	38	43
Bill Ezinicki	53	16	19	35	119
Lorne Ferguson	70	16	17	33	31
Paul Ronty	70	10	22	32	20
Duncan Fisher/New York	12	0	0	0	0
/Boston	53	9	20	29	20
/Total	65	9	20	29	20
Bill Quackenbush	70	5	24	29	12
Ed Sandford	51	10	13	23	33
Pete Horeck	66	10	13	23	57
Vic Lynn	56	14	6	20	69
Murray Henderson	66	4	7	11	37
Max Quackenbush	47	4	6	10	26
Dave Creighton	56	5	4	9	4
Ed Kryzanowski	69	3	6	9	10
Ross Lowe	43	5	3	8	40
Ken Smith	14	3	1	4	11
Hal Laycoe/Montreal	38	0	2	2	25
/Boston	6	1	1	2	4
Hal Laycoe/Total	44	1	3	4	29
Phil Maloney	13	2	0	2	2
Ferny Flaman	14	1	1	2	37
Ed Reigle	17	0	2	2	25
Ed Harrison	9	1	0	1	0
Zellio Toppazzini	4	0	1	1	0
Bob Armstrong	2	0	0	0	2
Steve Kraftcheck	22	0	0	0	8
Jack Gelineau	70	0	0	0	4

Goaltender	GP	MINS	W-L-T	GA	GAA
Jack Gelineau	70	4200	22-30-18	197	2.81

1950-51 NOTABLES:

Home Record.....	13-12-10
Road Record.....	9-18-8
Overall Record.....	22-30-18

- Milt Schmidt wins the Hart Trophy as league MVP and finishes fifth overall in the league's scoring race.
- Schmidt and Bill Quackenbush are named First Team NHL All-Stars.

- March 4, 1951: Woody Dumart ties a club record with four goals in a 10-2 win over Chicago.



Bill Quackenbush earned First Team NHL All-Star honors in 1950-51.

1951-52

Gm	Date	Opponent	Score
1	Oct. 11	at Detroit	L 0-1
2	13	at Montreal	W 2-1
3	14	Montreal	L 3-4
4	17	at Toronto	L 2-4
5	21	New York	T 1-1
6	24	at New York	W 3-1
7	28	at Chicago	W 2-0
8	Nov. 1	at Detroit	W 3-2
9	4	at Chicago	W 4-2
10	6	Detroit	T 0-0
11	8	at Montreal	L 2-4
12	11	Toronto	T 1-1
13	13	Chicago	L 1-3
14	17	at Toronto	T 1-1
15	18	Montreal	T 3-3
16	20	Detroit	L 0-2
17	21	at New York	T 3-3
18	25	Toronto	L 1-4
19	27	New York	T 1-1
20	29	at Detroit	T 1-1
21	Dec. 2	Montreal	W 4-1
22	4	Chicago	W 3-1
23	5	at New York	W 3-2
24	9	at Chicago	L 3-4
25	11	New York	W 4-2
26	12	at New York	L 3-6
27	15	at Montreal	L 1-3
28	16	Montreal	L 2-4
29	18	Detroit	T 5-5
30	22	at Toronto	L 2-3
31	23	Toronto	W 4-2
32	25	Chicago	L 2-6
33	29	at Toronto	L 0-4
34	Jan. 1	New York	L 2-4
35	5	at Montreal	W 3-2
36	6	at Detroit	L 2-4
37	8	at Chicago	W 7-2
38	13	Chicago	W 5-4
39	15	Toronto	L 0-1
40	17	at Detroit	L 0-5
41	19	at Toronto	L 2-6
42	20	Montreal	W 2-1
43	22	New York	T 3-3
44	26	at Montreal	L 3-5
45	27	Toronto	L 0-3
46	29	Detroit	W 3-1
47	31	at Chicago	T 0-0
48	Feb. 2	at Toronto	T 1-1
49	3	Montreal	W 1-0
50	5	Chicago	W 5-0
51	9	New York	L 2-4
52	10	Detroit	L 0-2
53	13	at New York	L 2-6
54	17	at Chicago	W 5-2
55	18	at Detroit	L 2-4
56	21	at Montreal	T 3-3
57	24	at New York	L 2-5
58	26	Detroit	L 3-4
59	Mar. 1	at Toronto	T 1-1
60	2	Toronto	T 2-2
61	4	New York	W 4-1
62	6	at Detroit	L 1-2
63	9	Chicago	W 4-2
64	11	Detroit	W 3-2
65	13	at Chicago	T 3-3
66	15	at Montreal	W 2-0

REGULAR SEASON SCORING & RESULTS



67	Mar.	16	Montreal	W	2-1
68		18	Chicago	W	4-0
69		19	at New York	L	4-6
70		23	Toronto	W	4-2

Player	GP	G	A	PTS	PIM
Milt Schmidt	69	21	29	50	57
John Peirson	68	20	30	50	30
Dave Creighton	49	20	17	37	18
Jack McIntyre	52	12	19	31	18
Duncan Fisher	65	15	12	27	2
Ed Sandford	65	13	12	25	54
Real Chevrefils	33	8	17	25	8
George Sullivan	67	12	12	24	24
Fleming Mackell/Toronto	32	2	8	10	16
/Boston	30	1	8	9	24
/Total	62	3	16	19	40
Bill Quackenbush	69	2	17	19	6
Adam Brown	33	8	9	17	6
Woody Dumart	39	5	8	13	0
Gus Kyle	69	1	12	13	127
Hal Laycoe	70	5	7	12	61
Bill Ezinicki	28	5	5	10	47
Ed Kryzanowski	70	5	3	8	33
Lorne Ferguson	27	3	4	7	14
Leo Labine	15	2	4	6	9
Murray Henderson	56	0	6	6	51
Pentti Lund	23	0	5	5	0
Vic Lynn	12	2	2	4	4
Ray Barry	18	1	2	3	6
Bobby Bauer	1	1	1	2	0
Jim Morrison	14	0	2	2	2
Jim Henry	70	0	0	0	0

Goaltender	GP	MINS	W-L-T	GA	GAA
Jim Henry	70	4200	25-29-16	176	2.51



"Sugar" Jim Henry earned an NHL Second Team All-Star berth in his first season with the Bruins in 1951-52.

1951-52 NOTABLES:

Home Record.....	15-12-8
Road Record.....	10-17-8
Overall Record.....	25-29-16

- Jim Henry and Milt Schmidt earn Second Team All-Star honors and Schmidt makes his fifth appearance among the league's top ten scoring leaders.
- March 18, 1952: The "Kraut Line" is honored in pre-game ceremonies and Bobby Bauer comes out of retirement to play one more game with his linemates.

1952-53

Gm	Date	Opponent	Score
1	Oct.	12 Montreal	T 1-1
2		16 Toronto	W 2-1
3		18 at Montreal	L 1-2
4		19 New York	T 2-2
5		22 at New York	T 3-3
6		25 at Toronto	W 4-0
7		26 at Chicago	T 1-1
8		30 at Detroit	L 1-4
9	Nov.	1 at Toronto	L 2-3
10		2 at Chicago	L 1-4
11		6 Detroit	W 2-0
12		9 Chicago	W 4-1
13		11 Toronto	W 4-0
14		13 at Detroit	L 0-3
15		15 at Montreal	L 0-2
16		16 Detroit	L 2-5
17		19 at Toronto	W 2-1

18	Nov.	20	at Chicago	L	1-3
19		23	Toronto	W	6-5
20		27	New York	W	3-1
21		30	Montreal	W	3-1
22	Dec.	4	Chicago	W	5-1
23		6	at Montreal	W	2-1
24		7	at Detroit	T	1-1
25		10	at New York	W	4-1
26		11	Detroit	L	1-10
27		14	Chicago	T	2-2
28		17	at New York	L	0-5
29		18	at Chicago	T	3-3
30		20	at Montreal	W	6-3
31		21	Montreal	L	3-4
32		25	New York	L	1-2
33		27	at Toronto	L	0-3
34		28	at Detroit	L	1-7
35	Jan.	1	Toronto	W	5-1
36		3	at Montreal	W	1-0
37		4	at New York	L	2-5
38		8	at Detroit	L	0-4
39		10	at Toronto	L	1-3
40		11	Chicago	L	2-4
41		15	Detroit	L	0-4
42		18	Toronto	W	2-1
43		22	Chicago	T	3-3
44		24	New York	W	9-0
45		25	New York	L	1-2
46		29	Toronto	T	2-2
47		31	at Montreal	T	0-0
48	Feb.	1	Montreal	W	4-3
49		5	Chicago	W	4-1
50		8	Detroit	L	3-5
51		12	Detroit	W	3-1
52		14	New York	W	5-4
53		15	Montreal	W	1-0
54		18	at New York	L	2-4
55		21	at Toronto	T	2-2
56		22	at Chicago	L	0-2
57		25	at New York	L	1-2
58		27	at Chicago	L	0-3
59	Mar.	1	at Chicago	T	2-2
60		2	at Detroit	L	2-10
61		5	Montreal	W	5-0
62		7	New York	L	1-2
63		8	Chicago	W	2-1
64		12	Detroit	T	2-2
65		14	at Toronto	W	3-1
66		15	Montreal	W	2-1
67		18	at New York	W	2-1
68		19	at Detroit	L	1-6
69		21	at Montreal	W	2-1
70		22	Toronto	L	1-3


Player	GP	G	A	PTS	PIM
Fleming Mackell	65	27	17	44	63
Ed Sandford	61	14	21	35	44
Milt Schmidt	68	11	23	34	30
Real Chevrefils	69	19	14	33	44
John Peirson	49	14	15	29	32
Joe Klukay	70	13	16	29	20
Jerry Toppazzini	69	10	13	23	36
Leo Labine	51	8	15	23	69
Jack McIntyre	70	7	15	22	31
Bill Quackenbush	69	2	16	18	6
Pentti Lund	54	8	9	17	2
Dave Creighton	45	8	8	16	14
Woody Dumart	62	5	9	14	2
Warren Godfrey	60	1	13	14	40
Hal Laycoe	54	2	10	12	36
George Sullivan	32	3	8	11	8
Bob Armstrong	55	0	8	8	45
Duncan Fisher	7	0	1	1	0
Norm Corcoran	1	0	0	0	0
Jim Henry	70	0	0	0	0

Goaltender	GP	MINS	W-L-T	GA	GAA
Jim Henry	70	4200	28-29-13	172	2.46

1952-53 NOTABLES:

Home Record.....	19-10-6
Road Record.....	9-19-7
Overall Record.....	28-29-13

- Fleming Mackell is named a First Team NHL All-Star and ranks tenth among the league's scoring leaders.
- Bill Quackenbush earns a Second Team All-Star berth.
- January 24, 1953: George Sullivan has one goal and five assists in a 9-0 win over NY Rangers, setting a club record for assists and tying a club mark for points in a game.



Fleming Mackell led the team in scoring in 1952-53 and was named an NHL First Team All-Star.

1953-54

Gm	Date	Opponent	Score
1	Oct.	11 Montreal	W 4-1
2		15 Toronto	L 1-4
3		17 at Montreal	L 2-5
4		18 New York	W 3-2
5		22 at New York	L 3-4
6		24 at Toronto	W 3-2
7		25 at Chicago	W 4-3
8		31 at Detroit	W 3-1
9	Nov.	1 at Chicago	T 0-0
10		5 Chicago	W 4-2
11		7 at Montreal	L 2-5
12		8 Montreal	W 2-0
13		11 Detroit	T 2-2
14		14 at Toronto	L 0-2
15		15 Toronto	T 1-1
16		19 at Detroit	L 2-3
17		20 at Chicago	W 2-0
18		22 Montreal	T 2-2
19		25 at New York	L 3-5
20		26 New York	W 5-2
21		29 Toronto	W 2-1
22	Dec.	3 Chicago	W 3-1
23		5 at Montreal	L 2-4
24		6 Montreal	L 2-7
25		10 Detroit	W 6-3
26		12 at Detroit	L 1-7
27		13 at Chicago	T 2-2
28		16 at New York	L 3-4
29		17 Toronto	W 3-2
30		19 at Montreal	L 3-7
31		20 Detroit	L 2-4
32		25 Chicago	W 4-1
33		27 at Detroit	L 1-2
34		29 at New York	W 6-2
35	Jan.	1 New York	L 1-2
36		2 at Montreal	T 1-1
37		7 at Detroit	L 1-3
38		9 at Toronto	L 2-3
39		10 Chicago	W 5-3
40		14 Detroit	L 1-2
41		16 at Montreal	L 1-2
42		17 Montreal	W 3-2
43		20 at New York	L 3-8
44		21 at Chicago	W 3-2
45		23 New York	L 3-4
46		24 New York	W 2-1
47		28 Chicago	W 3-2
48		30 at Toronto	L 2-4
49		31 Toronto	W 2-0
50	Feb.	4 at Detroit	L 0-5
51		6 Detroit	L 2-4
52		7 Detroit	T 1-1
53		10 at Toronto	W 3-2
54		11 Toronto	L 1-3
55		13 New York	W 1-0
56		14 Montreal	W 4-1
57		17 at New York	L 1-2
58		20 at Toronto	L 2-3
59		21 at Chicago	W 4-3
60		24 at New York	W 5-3
61	Mar.	4 Montreal	T 1-1
62		6 at Montreal	T 3-3
63		7 Chicago	W 6-0
64		11 New York	W 1-0
65		13 at Toronto	W 2-1
66		14 Toronto	W 3-0
67		16 Detroit	W 4-2

REGULAR SEASON SCORING & RESULTS



68	Mar.	18	at Detroit	T	3-3
69		19	at Chicago	L	0-7
70		21	Chicago	W	9-5

Player	GP	G	A	PTS	PIM
Ed Sandford	70	16	31	47	42
Fleming Mackell	67	15	32	47	60
John Peirson	68	21	19	40	55
Dave Creighton	69	20	20	40	27
Joe Klukay	70	20	17	37	27
Leo Labine	68	16	19	35	57
Cal Gardner	70	14	20	34	62
Milt Schmidt	64	14	18	32	28
Doug Mohns	70	13	14	27	27
Gus Bodnar/Chicago	45	6	15	21	20
/Boston	14	3	3	6	10
/Total	59	9	18	27	30
Hal Laycoe	58	3	16	19	29
Bill Quackenbush	45	0	17	17	6
Warren Godfrey	70	5	9	14	71
Bob Armstrong	64	2	10	12	81
Woody Dumart	69	4	3	7	6
Ray Garipey	35	1	6	7	39
Real Chevretils	14	4	1	5	2
Jerry Toppazzini	37	0	5	5	24
Jim Henry	70	0	0	0	0

Goaltender	GP	MINS	W-L-T	GA	GAA
Jim Henry	70	4200	32-28-10	181	2.59

1953-54 NOTABLES:

Home Record.....	22-8-5
Road Record.....	10-20-5
Overall Record.....	32-28-10

- Ed Sandford and Fleming Mackell rank eighth and ninth, respectively, in the league's scoring race.
- Ed Sandford is named a Second-Team NHL All-Star.



Ed Sandford was named to the NHL's Second All-Star Team in 1953-54.

1954-55

Gm	Date	Opponent	Score
1	Oct. 9	at Montreal	L 1-4
2	11	Montreal	T 2-2
3	14	New York	W 5-3
4	17	Toronto	T 1-1
5	20	at New York	L 2-6
6	21	at Detroit	L 3-5
7	23	at Toronto	T 3-3
8	30	at Detroit	L 0-4
9	Nov. 4	Detroit	L 2-3
10	7	Montreal	L 3-4
11	10	Chicago	W 4-3
12	13	at Montreal	L 1-2
13	14	Toronto	L 1-3
14	17	at New York	T 2-2
15	18	at Chicago	W 5-1
16	20	at Toronto	W 1-0
17	21	Montreal	W 2-0
18	24	at New York	L 1-3
19	25	New York	T 2-2
20	28	Detroit	W 6-2
21	Dec. 1	at Toronto	L 0-6
22	2	at Chicago	W 3-2
23	4	New York	W 6-3
24	5	Toronto	L 2-4
25	9	Chicago	W 2-1
26	11	at Montreal	W 3-0
27	12	Montreal	T 2-2
28	16	Detroit	L 2-4

29	Dec.	18	at Detroit	L	1-4
30		19	at Chicago	L	1-6
31		25	Chicago	T	3-3
32		30	at New York	L	1-6
33	Jan.	1	New York	W	4-0
34		2	at New York	T	3-3
35		5	at Toronto	W	2-1
36		6	at Detroit	T	3-3
37		8	at Montreal	T	1-1
38		9	Toronto	T	1-1
39		12	at Chicago	T	1-1
40		13	at Detroit	L	0-4
41		15	at Toronto	L	2-4
42		16	Montreal	W	6-0
43		20	Detroit	W	3-2
44		22	New York	W	3-1
45		23	New York	L	0-2
46		27	Chicago	W	5-2
47		29	at Montreal	L	0-4
48		30	Toronto	W	3-0
49	Feb.	2	at Chicago	W	3-2
50		3	at Detroit	T	1-1
51		5	Detroit	W	8-4
52		6	Detroit	T	2-2
53		10	Chicago	W	4-2
54		12	New York	T	5-5
55		13	Toronto	T	3-3
56		16	at New York	T	2-2
57		17	at Chicago	L	2-10
58		19	at Toronto	T	1-1
59		21	at Detroit	T	2-2
60		23	at Chicago	T	3-3
61		26	at Montreal	L	1-4
62	Mar.	2	at New York	W	2-1
63		3	Montreal	L	1-4
64		5	at Toronto	T	2-2
65		6	Toronto	W	3-1
66		10	Chicago	L	2-3
67		12	at Montreal	L	1-2
68		13	Montreal	W	4-2
69		16	Detroit	L	4-5
70		20	Chicago	L	3-4



Leo Labine set an NHL record with five points in the second period on November 28, 1954.

Player	GP	G	A	PTS	PIM
Leo Labine	67	24	18	42	75
Don McKenzie	69	22	20	42	34
Real Chevretils	64	18	22	40	30
Cal Gardner	70	16	22	38	40
Fleming Mackell	60	11	24	35	76
Lorne Ferguson	69	20	14	34	24
Ed Sandford	60	14	20	34	38
Doug Mohns	70	14	18	32	82
Bill Quackenbush	68	2	20	22	8
Ferry Flaman	70	4	14	18	150
Warren Godfrey	62	1	17	18	58
Leo Boivin/Toronto	7	0	0	0	8
/Boston	59	6	11	17	105
/Total	66	6	11	17	113
Murray Costello	54	4	11	15	25
Milt Schmidt	23	4	8	12	26
Gus Bodnar	67	4	4	8	14
Bob Armstrong	57	1	3	4	38
Hal Laycoe	5	1	0	1	34
Floyd Smith	3	0	1	1	0
Allen Teal	1	0	0	0	0
Norm Corcoran	2	0	0	0	2
Joe Klukay	10	0	0	0	4
Jim Henry	26	0	0	0	0
John Henderson	44	0	0	0	0

Goaltender	GP	MINS	W-L-T	GA	GAA
John Henderson	44	2628	15-14-15	109	2.49
Jim Henry	26	1532	8-12-6	79	3.09

1954-55 NOTABLES:

Home Record.....	16-10-9
Road Record.....	7-16-12
Overall Record.....	23-26-21

- Ferry Flaman is named to the NHL's Second All-Star Team.
- The Bruins record a team-record 21 ties on the season.
- November 28, 1954: Leo Labine scores a hat trick in a 4:22 span and adds three assists in a 6-2 win over Detroit. He ties a club record for points in a game and his 3-2=5 totals in the second period ties an NHL record for points in a period.
- December 25, 1954: Milt Schmidt retires as a player and steps behind the Boston bench, earning a 3-3 tie with Chicago in his first game as the Bruins coach.
- March 13, 1955: Montreal's Maurice Richard is cut by a Hal Laycoe high stick and goes after Laycoe with his stick, also striking linesman Cliff Thompson, who is trying to restrain him. Richard earns a match penalty and Laycoe a high stick major penalty. The incident leads to a suspension of Richard for the remainder of the regular season and playoffs by NHL President Clarence Campbell and sparks the "Forum riot" when Campbell attends the next game in Montreal.

1955-56

Gm	Date	Opponent	Score
1	Oct. 8	at Montreal	L 0-2
2	9	Montreal	L 2-5
3	12	Toronto	W 2-0
4	15	at Toronto	T 2-2
5	16	New York	W 4-1
6	20	at Montreal	W 3-2
7	22	at Detroit	T 0-0
8	25	at Chicago	L 0-2
9	29	at New York	W 1-0
10	Nov. 3	Chicago	T 3-3
11	5	at Montreal	L 2-4
12	6	Montreal	T 3-3
13	10	New York	W 5-1
14	12	at Toronto	W 3-2
15	13	Detroit	T 0-0
16	18	at Chicago	L 1-6
17	19	at Toronto	L 2-3
18	20	Toronto	T 1-1
19	23	at New York	L 0-4
20	24	New York	L 0-5
21	26	at Montreal	L 1-3
22	27	Chicago	L 0-6
23	Dec. 1	Montreal	L 1-2
24	3	Detroit	L 0-5
25	4	Toronto	W 5-0
26	8	at Detroit	T 2-2
27	9	at Chicago	T 1-1
28	11	Montreal	L 2-4
29	15	Chicago	W 4-1
30	17	at Toronto	L 1-5
31	18	at Chicago	L 1-7
32	21	at New York	T 3-3
33	22	Detroit	L 2-3
34	25	Chicago	L 2-4
35	29	at Detroit	L 3-4
36	31	at New York	L 2-6
37	Jan. 1	New York	L 2-4
38	7	at Toronto	L 2-6
39	8	at Detroit	L 3-4
40	12	Chicago	L 0-5
41	14	at Montreal	W 2-0
42	15	Toronto	L 1-4
43	19	at Detroit	L 2-4
44	20	at Chicago	W 3-0
45	22	New York	W 3-1
46	26	Montreal	W 5-1
47	28	at Montreal	L 1-6
48	29	Toronto	W 3-1
49	Feb. 2	Chicago	T 2-2
50	4	New York	W 7-1
51	5	Detroit	W 3-1
52	8	at New York	T 3-3
53	9	Toronto	T 1-1
54	11	Detroit	W 3-2
55	12	Montreal	L 1-7
56	15	at Toronto	L 0-1
57	17	at Chicago	W 4-2
58	19	at New York	W 3-0

REGULAR SEASON SCORING & RESULTS



59	Feb.	21	at Detroit	L	1-4
60		25	at Toronto	W	3-1
61		26	at Chicago	L	1-4
62		29	at New York	L	2-4
63	Mar.	1	Detroit	L	0-2
64		3	New York	W	5-2
65		4	Toronto	T	2-2
66		8	at Detroit	L	2-4
67		10	at Montreal	W	4-0
68		11	Montreal	W	3-1
69		13	Detroit	W	4-0
70		18	Chicago	L	2-3

Player	GP	G	A	PTS	PIM
Vic Stasiuk	59	19	18	37	118
Cal Gardner	70	15	21	36	57
Leo Labine	68	16	18	34	104
Don McKenney	65	10	24	34	20
John Peirson	33	11	14	25	10
Bill Quackenbush	70	3	22	25	4
Jerry Toppazzini/Detroit	40	1	7	8	31
/Boston	28	7	7	14	22
/Total	68	8	14	22	53
Ferry Flaman	62	4	17	21	70
Leo Boivin	68	4	16	20	80
Real Chevrefils	25	11	8	19	10
Doug Mohns	64	10	8	18	48
Marcel Bonin	67	9	9	18	49
Fleming Mackell	52	7	9	16	59
Lorne Ferguson	32	7	5	12	18
Murray Costello	41	6	6	12	19
Bob Armstrong	68	0	12	12	122
Hal Laycoe	65	5	5	10	16
Orval Tessier	23	2	3	5	6
Ed Panagabko	28	0	3	3	38
Lionel Heinrich	35	1	1	2	33
Bill Burega	4	0	1	1	4
Lorne Davis	15	0	1	1	0
John Henderson	1	0	0	0	0
Claude Pronovost	1	0	0	0	2
Ellard O'Brien	2	0	0	0	0

Goaltender	GP	MINS	W-L-T	GA	GAA
Claude Pronovost	1	60	1-0-0	0	0.00
Terry Sawchuk	68	4080	22-33-13	181	2.66
John Henderson	1	60	0-1-0	4	4.00



Vic Stasiuk led the Bruins in scoring in 1955-56.

1955-56 NOTABLES:

Home Record.....	14-14-7
Road Record.....	9-20-6
Overall Record.....	23-34-13

1956-57

Gm	Date	Opponent	Score
1	Oct. 11	Toronto	T 4-4
2	13	at Montreal	L 0-3
3	14	Montreal	W 3-1
4	17	at New York	L 0-2
5	20	at Toronto	T 2-2
6	21	at Detroit	T 3-3
7	27	at Montreal	W 1-0
8	30	at Chicago	L 0-4
9	Nov. 1	Chicago	W 5-2
10	4	New York	W 4-1
11	7	at New York	W 4-2
12	8	Detroit	W 3-1
13	10	at Montreal	W 3-1
14	11	Montreal	W 3-2
15	15	at Chicago	W 5-3
16	17	at New York	T 4-4

17	Nov. 18	Toronto	W	4-3
18	22	New York	L	3-4
19	24	at Toronto	W	3-2
20	25	Toronto	W	3-1
21	28	at New York	L	1-2
22	29	at Chicago	W	2-0
23	Dec. 2	Chicago	W	3-2
24	6	at Detroit	L	2-3
25	8	Detroit	W	5-3
26	9	Montreal	T	1-1
27	13	Chicago	W	3-2
28	15	at Montreal	L	4-6
29	16	Toronto	W	4-2
30	20	Detroit	T	1-1
31	22	at Toronto	W	3-2
32	23	at Chicago	L	1-4
33	25	Chicago	L	2-4
34	27	Detroit	L	3-5
35	30	at Detroit	W	4-2
36	Jan. 1	New York	W	5-3
37	5	at Toronto	L	2-3
38	6	at Chicago	T	4-4
39	10	at Detroit	W	2-1
40	12	at Montreal	L	1-4
41	13	Montreal	L	1-3
42	17	Detroit	T	2-2
43	19	at Toronto	L	1-4
44	20	Toronto	L	2-3
45	26	New York	L	3-5
46	27	Montreal	W	5-2
47	31	Chicago	W	2-0
48	Feb. 2	at Montreal	W	2-1
49	3	New York	W	4-1
50	6	at New York	L	2-3
51	7	at Detroit	W	1-0
52	9	Montreal	T	2-2
53	10	Toronto	W	5-1
54	13	at Toronto	T	2-2
55	16	at Chicago	L	5-6
56	17	at Detroit	L	2-6
57	20	at New York	L	2-5
58	23	at Toronto	W	5-2
59	24	at Chicago	L	3-4
60	28	Chicago	W	4-0
61	Mar. 2	New York	L	2-3
62	3	Montreal	W	5-2
63	7	Detroit	L	2-4
64	9	Detroit	W	4-2
65	10	Toronto	T	3-3
66	13	at New York	W	2-1
67	16	at Montreal	T	2-2
68	17	Chicago	W	6-2
69	21	at Detroit	W	2-0
70	23	New York	L	2-4

Player	GP	G	A	PTS	PIM
Don McKenney	69	21	39	60	31
Real Chevrefils	70	31	17	48	38
Leo Labine	67	18	29	47	128
Vic Stasiuk	64	24	16	40	50
Doug Mohns	68	6	34	40	89
Fleming Mackell	65	22	17	39	73
John Peirson	68	13	26	39	41
Jerry Toppazzini	55	15	23	38	26
Larry Regan	69	14	19	33	29
Cal Gardner	70	12	20	32	66
Allan Stanley	60	6	25	31	45
Ferry Flaman	68	6	25	31	108
Bob Armstrong	57	1	15	16	79
Leo Boivin	55	2	8	10	55
Jack Bionda	35	2	3	5	43
Jack Caffery	47	2	2	4	20
Bob Beckett	18	0	3	3	2
Al Nicholson	5	0	1	1	0
Ed Panagabko	1	0	0	0	0
George Ranieri	2	0	0	0	0
Dick Cherry	6	0	0	0	4
Floyd Hillman	6	0	0	0	10
Norm DeFelice	10	0	0	0	0
Floyd Smith	23	0	0	0	6
Don Simmons	26	0	0	0	0
Terry Sawchuk	34	0	0	0	14


Goaltender	GP	MINS	W-L-T	GA	GAA
Terry Sawchuk	34	2040	18-10-6	71	2.38
Don Simmons	26	1560	13-9-4	63	2.42
Norm DeFelice	10	600	3-5-2	30	3.00

1956-57 NOTABLES:

Home Record.....	20-9-6
------------------	--------

Road Record.....	14-15-6
Overall Record.....	34-24-12

- Larry Regan wins the Calder Trophy.
- Real Chevrefils and Ferry Flaman are named to the Second All-Star Team.
- Don McKenney finishes seventh overall in the league's scoring race.
- January 26, 1957: The Bruins play their first nationally televised game, the fourth NHL game on the CBS schedule. It is seen by an estimated 15 million people and is carried on 113 stations with Fred Cusick announcing the 5-3 NY Rangers win.



Larry Regan won the Calder Trophy in 1956-57 as the NHL's top rookie

1957-58

Gm	Date	Opponent	Score
1	Oct. 12	Chicago	W 3-1
2	13	New York	W 3-1
3	16	at New York	W 6-2
4	17	at Detroit	W 5-1
5	19	at Toronto	L 0-7
6	22	at Chicago	L 1-2
7	24	at Detroit	L 3-4
8	26	at Montreal	L 3-4
9	31	New York	L 0-3
10	Nov. 2	at New York	L 0-5
11	3	Detroit	W 4-0
12	7	Toronto	L 3-5
13	9	at Montreal	L 2-4
14	10	Detroit	W 4-2
15	14	Chicago	W 5-2
16	16	at Toronto	W 4-2
17	17	Toronto	T 2-2
18	23	Montreal	L 2-4
19	24	at Chicago	T 2-2
20	27	at New York	W 5-2
21	28	New York	W 1-0
22	30	at Toronto	L 2-3
23	Dec. 1	Montreal	L 1-4
24	5	Detroit	W 7-2
25	7	Chicago	T 2-2
26	8	at Chicago	W 3-0
27	12	at Detroit	L 2-3
28	14	at Montreal	T 1-1
29	15	Toronto	L 1-3
30	19	New York	T 3-3
31	16	at New York	L 3-4
32	21	at Toronto	T 3-3
33	22	Montreal	L 1-4
34	25	Detroit	W 4-1
35	28	at Chicago	T 0-0
36	29	at Detroit	T 2-2
37	Jan. 1	Montreal	L 3-4
38	4	at New York	W 7-4
39	5	at Chicago	L 3-4
40	9	at Detroit	L 1-6
41	11	at Toronto	T 2-2
42	12	Toronto	L 3-5
43	16	New York	L 2-3
44	18	at Montreal	W 3-0
45	19	Montreal	L 2-6
46	23	Chicago	W 4-3
47	25	Detroit	W 5-3
48	26	Toronto	T 3-3
49	29	at New York	T 1-1
50	Feb. 1	at Montreal	L 1-3
51	2	New York	W 4-3
52	6	Chicago	L 1-4
53	8	at Toronto	W 7-3
54	9	Toronto	L 0-2
55	13	Detroit	W 5-0

REGULAR SEASON SCORING & RESULTS



55	Feb.	15	Montreal	T	2-2
56		16	at New York	L	2-3
57		20	at Montreal	L	0-4
58		22	at Detroit	L	1-5
59		23	at Chicago	W	2-0
60	Mar.	1	at Chicago	W	3-2
61		4	at Detroit	W	2-1
62		6	Chicago	T	4-4
63		8	at Toronto	T	3-3
64		9	Toronto	W	7-0
65		13	Montreal	W	7-3
66		15	New York	L	0-4
67		16	Detroit	L	3-6
68		19	at New York	T	1-1
69		22	at Montreal	W	8-5
70		23	Chicago	W	7-5

Player	GP	G	A	PTS	PIM
Bronco Horvath	67	30	36	66	71
Fleming Mackell	70	20	40	60	72
Don McKenney	70	28	30	58	59
Vic Stasiuk	70	21	35	56	55
John Bucyk	68	21	31	52	57
Jerry Toppazzini	64	25	24	49	51
Larry Regan	59	11	28	39	22
Allan Stanley	69	6	25	31	37
Larry Hillman	70	3	19	22	60
Leo Labine	62	7	14	21	18
Doug Mohns	54	5	16	21	28
Real Chevrefils	44	9	9	18	21
Ferry Flaman	66	0	15	15	71
Carl Boone	34	5	3	8	28
Norm Johnson	15	2	3	5	8
Jack Bionda	42	1	4	5	50
Bob Armstrong	47	1	4	5	66
John Peirson	53	2	2	4	10
Leo Boivin	33	0	4	4	54
Gerry Ehman	1	1	0	1	0
Jack Caffery	7	1	0	1	2
Ross Wilson	1	0	0	0	0
Claude Evans	1	0	0	0	0
Willie O'Ree	2	0	0	0	0
Harry Pidhirny	2	0	0	0	0
Al Millar	6	0	0	0	0
Bob Beckett	9	0	0	0	2
Harry Lumley	25	0	0	0	2
Don Simmons	38	0	0	0	0

Goaltender	GP	MINS	W-L-T	GA	GAA
Ross Wilson	1	52	0-0-1	1	1.15
Don Simmons	38	2228	15-15-7	93	2.50
Harry Lumley	25	1500	11-10-4	71	2.84
Claude Evans	1	60	0-0-1	4	4.00
Al Millar	6	360	1-4-1	25	4.17



Willie O'Ree became the first black player in NHL history on January 18, 1958.

1957-58 NOTABLES:

Home Record.....	15-14-6
Road Record.....	12-14-9
Overall Record.....	27-28-15

- Ferry Flaman earns his third NHL Second Team All-Star berth.
- The Bruins place three players among the league's scoring leaders in Bronco Horvath (fifth), Fleming Mackell (seventh) and Don McKenney (tenth).
- January 18, 1958: Willie O'Ree becomes the first black player in NHL history when he plays his first NHL game with the Bruins in Montreal.

1958-59

Gm	Date	Opponent	Score
1	Oct. 9	at Montreal	L 2-3
2	11	New York	T 4-4
3	12	Montreal	W 4-2
4	15	at New York	T 4-4
5	18	at Toronto	L 2-3
6	19	at Chicago	W 4-1
7	23	at Detroit	L 1-3
8	25	at Montreal	W 5-2
9	29	at New York	T 2-2
10	30	Chicago	W 5-2
11	Nov. 1	Detroit	W 3-1
12	2	Toronto	W 2-0
13	8	at Toronto	L 3-5
14	9	New York	L 1-5
15	11	at Chicago	W 8-4
16	13	Detroit	L 1-3
17	15	at New York	L 2-4
18	16	Toronto	T 4-4
19	18	at Detroit	L 0-6
20	19	at Chicago	L 2-3
21	22	Detroit	W 2-1
22	23	Montreal	W 2-0
23	27	New York	W 3-1
24	29	at New York	W 3-1
25	30	Toronto	L 1-2
26	Dec. 4	at Detroit	L 0-4
27	6	at Toronto	L 1-4
28	7	Montreal	L 1-4
29	13	Chicago	W 4-2
30	14	Toronto	W 6-3
31	17	at Chicago	T 2-5
32	20	at Toronto	T 2-2
33	21	Montreal	L 0-5
34	25	Chicago	W 4-2
35	27	at Montreal	L 1-6
36	28	at Detroit	L 3-5
37	31	at New York	L 3-4
38	Jan. 1	New York	L 2-5
39	3	at Detroit	W 8-2
40	4	at Chicago	L 3-5
41	8	Chicago	L 2-4
42	10	at Toronto	L 1-4
43	11	Montreal	T 3-3
44	15	Detroit	W 3-0
45	17	at Montreal	T 3-3
46	18	Toronto	W 4-3
47	24	at Toronto	W 3-1
48	25	New York	L 3-8
49	31	Detroit	W 5-4
50	Feb. 1	Toronto	W 6-4
51	5	Chicago	L 1-2
52	7	at Montreal	W 3-2
53	8	New York	W 4-1
54	11	at New York	W 5-3
55	12	Chicago	W 5-4
56	14	Montreal	L 1-2
57	15	at Chicago	T 3-3
58	21	at Montreal	L 0-6
59	22	at Detroit	W 4-1
60	28	at Chicago	L 2-5
61	Mar. 3	at Detroit	T 2-2
62	5	Detroit	W 3-0
63	7	at Toronto	L 1-4
64	8	Toronto	W 4-3
65	12	New York	W 5-4
66	14	Detroit	W 4-2
67	15	Montreal	W 5-3
68	18	at New York	W 5-3
69	21	at Montreal	W 4-3
70	22	Chicago	L 1-4

Player	GP	G	A	PTS	PIM
Don McKenney	70	32	30	62	20
Vic Stasiuk	70	27	33	60	63
John Bucyk	69	24	36	60	36
Jerry Toppazzini	70	21	23	44	61
Fleming Mackell	57	17	23	40	28
Bronco Horvath	45	19	20	39	58
Leo Labine	70	9	23	32	74
Doug Mohns	47	6	24	30	40
Jim Morrison	70	8	17	25	42
Jean-Guy Gendron	60	15	9	24	57
Leo Boivin	70	5	16	21	94
Ferry Flaman	70	0	21	21	101
Larry Leach	29	4	12	16	26
Earl Reibel	63	6	8	14	16
Larry Hillman	55	3	10	13	19
Larry Regan	36	5	6	11	10

Bob Armstrong	60	1	9	10	50
Real Chevrefils	30	1	5	6	8
Jack Bionda	3	0	1	1	2
Gordon Redahl	18	0	1	1	2
Don Keenan	1	0	0	0	0
Dan Poliziani	1	0	0	0	0
Ken Yackel	6	0	0	0	2
Harry Lumley	11	0	0	0	0
Don Simmons	58	0	0	0	4

Goaltender	GP	MINS	W-L-T	GA	GAA
Harry Lumley	11	660	8-2-1	27	2.45
Don Simmons	58	3480	24-26-8	183	3.17
Don Keenan	1	60	0-1-0	4	4.00

1958-59 NOTABLES:

Home Record.....	21-11-3
Road Record.....	11-18-6
Overall Record.....	32-29-9



Don McKenney ranked ninth among NHL scorers in 1958-59.

1959-60

Gm	Date	Opponent	Score
1	Oct. 8	at Montreal	L 1-4
2	10	New York	W 6-4
3	11	Montreal	W 8-4
4	14	at New York	W 4-3
5	17	at Toronto	L 0-3
6	18	at Chicago	T 2-2
7	22	at Detroit	L 1-4
8	24	at Montreal	L 1-5
9	29	Detroit	W 2-1
10	31	at Toronto	L 3-4
11	Nov. 1	Toronto	W 6-3
12	3	at Chicago	W 6-3
13	5	at Detroit	W 8-3
14	8	Chicago	W 5-3
15	11	at New York	L 3-6
16	12	Detroit	L 5-6
17	14	at Montreal	L 1-8
18	15	Montreal	L 1-4
19	21	Detroit	T 3-3
20	22	Toronto	L 1-2
21	25	at New York	T 3-3
22	26	New York	W 4-3
23	28	at Toronto	T 2-2
24	29	Montreal	L 2-4
25	Dec. 2	at Chicago	T 2-2
26	5	at Detroit	L 3-4
27	6	Chicago	L 3-6
28	10	Toronto	W 6-3
29	12	New York	L 3-4
30	13	at New York	L 3-4
31	16	at Chicago	L 0-4
32	20	Detroit	L 2-4
33	25	Chicago	W 5-1
34	27	at Chicago	L 1-6
35	29	at New York	W 4-3
36	Jan. 1	New York	W 7-3
37	2	at Montreal	L 5-6
38	3	at Detroit	L 3-4
39	7	Chicago	W 5-1
40	9	at Toronto	W 3-2
41	10	Toronto	W 4-0
42	14	New York	W 6-0
43	16	at Montreal	L 2-8
44	17	Montreal	L 1-3
45	20	at Chicago	L 1-3
46	21	at Detroit	L 2-5
47	23	at Toronto	T 3-3

REGULAR SEASON SCORING & RESULTS



48	Jan.	24	Toronto	W	6-2
49		30	Detroit	W	3-2
50		31	Montreal	W	6-5
51	Feb.	4	Chicago	L	2-7
52		6	at Montreal	L	3-5
53		7	Toronto	W	3-0
54		11	Detroit	W	3-2
55		13	Montreal	W	7-6
56		14	New York	W	3-0
57		17	at Toronto	L	1-3
58		20	at Detroit	L	1-4
59		21	at New York	L	2-7
60		27	at Chicago	W	3-1
61	Mar.	1	at Detroit	L	2-3
62		3	Chicago	L	0-2
63		5	at Toronto	L	2-5
64		6	Toronto	L	1-3
65		10	New York	T	3-3
66		12	Detroit	W	5-1
67		13	Montreal	W	3-2
68		16	at New York	W	3-2
69		19	at Montreal	L	1-5
70		20	Chicago	T	5-5

Player	GP	G	A	PTS	PIM
Bronco Horvath	68	39	41	80	60
Don McKenney	70	20	49	69	28
Vic Stasiuk	69	29	39	68	121
John Bucyk	56	16	36	52	26
Doug Mohns	65	20	25	45	62
Jerry Toppazzini	69	12	33	45	26
Leo Labine	63	16	28	44	58
Jean-Guy Gendron	67	24	11	35	64
Charlie Burns	62	10	17	27	46
Leo Boivin	70	4	21	25	66
Fleming Mackell	47	7	15	22	19
Ferry Flaman	60	2	18	20	112
Larry Leach	69	7	12	19	47
Bob Armstrong	69	5	14	19	96
Dick Meissner	60	5	6	11	22
Aut Erickson	58	1	6	7	29
Dallas Smith	5	1	1	2	0
Lorne Davis	10	1	1	2	10
Nick Mickoski	18	1	0	1	2
Larry Hillman	2	0	1	1	2
Don Ward	31	0	1	1	16
Pierre Gagne	2	0	0	0	0
Gordon Turlik	2	0	0	0	2
Dale Rolfe	3	0	0	0	0
Stan Baluik	7	0	0	0	2
Al Simmons	28	0	0	0	4
Harry Lumley	42	0	0	0	12

Goaltender	GP	MINS	W-L-T	GA	GAA
Don Simmons	28	1680	10-15-3	94	3.36
Harry Lumley	42	2520	18-19-5	147	3.50



Bronco Horvath had a 22-game point streak in 1959-60.

1959-60 NOTABLES:

Home Record.....	21-11-3
Road Record.....	7-23-5
Overall Record.....	28-34-8

- Don McKenney wins the Lady Byng Trophy.
- Bronco Horvath is named to the Second All-Star Team.
- Horvath sets a team record with a 22-game point streak.
- The Bruins again place three players among the league's scoring leaders (Bronco Horvath, second; Don McKenney, eighth; and Vic Stasiuk, ninth) despite the club's fifth-place finish.
- March 20, 1960: Bronco Horvath is held scoreless following a first period injury in the final game of the season and Chicago's Bobby Hull has a third period assist in the 5-5 tie

to win the NHL scoring title over Horvath, 81 points to 80.

1960-61

Gm	Date	Opponent	Score
1	Oct. 5	at New York	L 1-2
2	8	at Montreal	T 1-1
3	9	Montreal	T 4-4
4	11	Detroit	T 3-3
5	15	at Toronto	T 1-1
6	16	at Chicago	L 2-5
7	20	at Detroit	L 0-5
8	23	Chicago	T 2-2
9	27	New York	W 6-4
10	29	at Montreal	L 2-3
11	30	Montreal	W 5-3
12	Nov. 2	at Toronto	T 2-2
13	3	at Detroit	L 5-8
14	6	Chicago	W 4-0
15	10	Detroit	L 1-4
16	13	Toronto	L 2-4
17	16	at New York	L 3-4
18	17	at Chicago	L 2-4
19	19	Detroit	W 6-4
20	20	Toronto	L 2-3
21	23	at New York	L 3-6
22	24	New York	L 3-5
23	27	Montreal	L 0-3
24	30	at Chicago	T 2-2
25	Dec. 1	at Detroit	W 3-2
26	3	at Montreal	L 1-3
27	4	Toronto	L 2-5
28	8	Chicago	W 5-1
29	10	New York	L 0-3
30	11	at New York	T 2-2
31	17	at Toronto	T 3-3
32	18	Montreal	L 2-4
33	22	Chicago	W 4-2
34	25	Toronto	L 1-4
35	28	at Chicago	L 3-4
36	31	at Montreal	L 1-3
37	Jan. 1	Montreal	W 3-2
38	5	Chicago	L 3-4
39	7	at Toronto	L 1-4
40	8	at Detroit	L 3-5
41	12	New York	T 4-4
42	14	at Montreal	L 0-4
43	15	Toronto	L 4-6
44	19	Detroit	W 4-2
45	21	at Toronto	W 3-1
46	22	at Chicago	L 3-8
47	25	at New York	L 1-2
48	26	Toronto	W 5-4
49	29	Detroit	L 1-3
50	Feb. 2	Chicago	T 2-2
51	4	New York	L 1-2
52	5	at New York	L 2-5
53	9	Montreal	L 1-5
54	11	at Toronto	L 3-6
55	12	New York	W 8-3
56	16	at Montreal	L 1-9
57	18	at Detroit	L 1-5
58	19	at Chicago	T 2-2
59	23	at Detroit	T 3-3
60	26	at Chicago	L 2-7
61	Mar. 1	at New York	L 1-3
62	2	Detroit	W 4-2
63	5	Montreal	L 1-2
64	7	at Detroit	L 1-3
65	9	Detroit	L 2-5
66	11	at Montreal	L 5-7
67	12	Toronto	L 0-5
68	15	New York	W 6-2
69	18	at Toronto	L 2-6
70	19	Chicago	W 4-3

Player	GP	G	A	PTS	PIM
Jerry Toppazzini	67	15	35	50	35
Don McKenney	68	26	23	49	22
Charlie Burns	62	15	26	41	16
John Bucyk	70	19	20	39	48
Murray Oliver/Detroit	49	11	12	23	8
/ Boston	21	6	10	16	8
/Total	70	17	22	39	16
Doug Mohns	65	12	21	33	63
Bronco Horvath	47	15	15	30	15
Vic Stasiuk	46	5	25	30	35
Andre Pronovost/Montreal	21	1	5	6	4
/Boston	47	11	11	22	30
/Total	68	12	16	28	34

Jimmy Bartlett	63	15	9	24	95
Leo Boivin	57	6	17	23	50
Leo Labine	40	7	12	19	34
Willie O'Ree	43	4	10	14	26
Gary Aldcorn/Detroit	49	2	6	8	16
/Boston	21	2	3	5	12
/Total	70	4	9	13	28
Ferry Flaman	62	2	9	11	59
Dallas Smith	70	1	9	10	79
Bob Armstrong	54	0	10	10	72
Gerry Ouelette	39	5	4	9	0
Tom McCarthy	24	4	5	9	0
Aut Erickson	68	2	6	8	65
Jean-Guy Gendron	13	1	7	8	24
Orval Tessier	34	3	4	7	0
Dick Meissner	9	0	1	1	2
Ted Green	1	0	0	0	2
Art Chisholm	3	0	0	0	0
Billy Carter	8	0	0	0	2
Don Simmons	18	0	0	0	6
Bruce Gamble	52	0	0	0	14

Goaltender	GP	MINS	W-L-T	GA	GAA
Don Simmons	18	1080	3-9-6	59	3.28
Bruce Gamble	52	3120	12-33-7	195	3.75



Jerry Toppazzini led the team in scoring in 1960-61.

1960-61 NOTABLES:

Home Record.....	13-17-5
Road Record.....	2-25-8
Overall Record.....	15-42-13

- The Bruins finish with the league's worst record for the first time since their opening season in 1924-25.
- January 1, 1961: Willie O'Ree becomes the first black player in NHL history to score a goal in a 3-2 win over Montreal.

1961-62

Gm	Date	Opponent	Score
1	Oct. 11	New York	L 2-6
2	12	at New York	L 3-6
3	14	at Toronto	L 2-3
4	15	Montreal	T 5-5
5	17	at Chicago	L 3-5
6	19	at Detroit	L 3-7
7	21	at Montreal	L 2-6
8	22	Toronto	L 1-9
9	26	Detroit	W 4-0
10	29	Chicago	T 2-2
11	Nov. 2	at Montreal	W 5-2
12	5	Chicago	L 3-4
13	8	at New York	T 4-4
14	9	at Detroit	L 1-2
15	12	Toronto	W 4-3
16	16	Montreal	W 3-2
17	19	Detroit	L 2-6
18	23	New York	L 3-4
19	25	at Montreal	L 0-5
20	26	Toronto	L 1-4
21	29	at Chicago	L 4-7
22	30	at Detroit	L 1-3
23	Dec. 2	New York	W 3-1
24	3	at New York	L 1-3
25	7	Chicago	L 2-5
26	9	at Toronto	L 2-9
27	10	Montreal	L 3-4
28	13	at Chicago	T 2-2
29	14	at Detroit	L 0-5
30	16	at Montreal	L 4-8
31	17	Toronto	L 1-4

REGULAR SEASON SCORING & RESULTS



32	Dec.	21	Detroit	W	4-2
33		23	at Toronto	W	7-4
34		25	Montreal	L	2-5
35		31	at New York	W	7-4
36	Jan.	1	New York	L	2-4
37		6	at Detroit	L	2-6
38		7	at Chicago	W	2-0
39		10	at Toronto	L	5-7
40		11	Chicago	L	0-6
41		13	at Montreal	L	3-5
42		14	Montreal	L	1-4
43		18	Detroit	W	5-3
44		20	at Toronto	W	5-4
45		21	Toronto	L	1-5
46		27	Chicago	W	5-3
47		28	Montreal	L	1-5
48		31	at New York	L	0-5
49	Feb.	1	New York	L	3-5
50		3	at Chicago	L	3-6
51		4	at Detroit	L	0-6
52		7	at Toronto	T	2-2
53		8	Chicago	L	2-6
54		10	Detroit	T	2-2
55		11	New York	L	3-5
56		15	at Montreal	L	1-9
57		18	at Chicago	L	0-6
58		21	at New York	L	2-4
59		24	at Toronto	L	2-7
60		25	at Chicago	L	0-8
61		28	at New York	T	2-2
62	Mar.	1	Chicago	L	4-5
63		4	Toronto	L	1-5
64		8	Detroit	L	0-3
65		10	at Montreal	L	2-5
66		11	Detroit	T	2-2
67		15	at Detroit	W	4-0
68		18	Montreal	W	6-2
69		22	New York	L	3-4
70		25	Toronto	W	5-4

Player	GP	G	A	PTS	PIM
John Bucyk	67	20	40	60	32
Don McKenney	70	22	33	55	10
Jerry Toppazzini	70	19	31	50	26
Murray Oliver	70	17	29	46	21
Doug Mohns	69	16	29	45	74
Cliff Pennington	70	9	32	41	2
Charlie Burns	70	11	17	28	43
Andre Pronovost	70	15	8	23	70
Leo Boivin	65	5	18	23	89
Wayne Connelly	61	8	12	20	34
Terry Gray	42	8	7	15	15
Tom Williams	26	6	6	12	2
Ted Green	66	3	8	11	116
Ed Westfall	63	2	9	11	53
Bob Beckett	32	7	2	9	14
Larry Leach	28	2	5	7	18
Pat Stapleton	69	2	5	7	42
Dick Meissner	66	3	3	6	13
Bob Armstrong	9	2	1	3	20
Ed Chadwick	4	0	0	0	0
Dallas Smith	7	0	0	0	10
Orland Kurtenbach	8	0	0	0	6
Bruce Gamble	28	0	0	0	4
Don Head	38	0	0	0	14



Walter Brown, who served as the Bruins President from 1951-1964, was elected into the Hockey Hall of Fame in 1962.

Goaltender	GP	MINS	W-L-T	GA	GAA
Don Head	38	2280	9-26-3	161	4.24
Bruce Gamble	38	1680	6-18-4	123	4.39
Ed Chadwick	4	240	0-3-1	22	5.50

1961-62 NOTABLES:

Home Record.....	9-22-4
Road Record.....	6-25-4
Overall Record.....	15-47-8

1962-63

Gm	Date	Opponent	Score
1	Oct. 11	Montreal	W 5-0
2	13	at Toronto	T 2-2
3	14	Chicago	T 2-2
4	18	at Detroit	L 3-5
5	20	at Montreal	L 3-7
6	21	Toronto	L 4-6
7	25	Detroit	T 3-3
8	Nov. 1	Chicago	L 2-4
9	4	New York	L 3-4
10	7	at Chicago	T 3-3
11	10	Detroit	T 3-3
12	11	Montreal	L 2-4
13	14	at New York	L 2-6
14	18	Detroit	L 1-3
15	21	at New York	L 2-4
16	22	New York	L 1-7
17	24	at Montreal	T 5-5
18	25	Toronto	W 5-2
19	29	Chicago	L 0-5
20	Dec. 1	at Toronto	L 2-8
21	2	Montreal	L 0-3
22	5	at Chicago	L 4-5
23	6	at Detroit	L 3-5
24	8	New York	T 3-3
25	9	at New York	W 4-2
26	13	at Montreal	T 1-1
27	15	at Toronto	L 2-8
28	16	Montreal	L 2-5
29	19	at Chicago	L 2-3
30	20	at Detroit	W 5-3
31	23	Toronto	L 4-5
32	25	New York	W 6-2
33	27	at New York	L 3-9
34	30	at Chicago	L 2-4
35	Jan. 1	Toronto	W 3-0
36	3	at Montreal	L 1-4
37	5	at Toronto	L 2-4
38	6	at Detroit	T 5-5
39	10	Chicago	W 5-4
40	12	at Montreal	L 2-7
41	13	Toronto	T 2-2
42	16	at Chicago	W 5-4
43	17	at Detroit	L 3-5
44	19	New York	L 3-5
45	20	Montreal	T 3-3
46	24	Toronto	L 3-6
47	26	at Toronto	W 5-2
48	27	Detroit	L 3-5
49	31	Chicago	L 2-9
50	Feb. 2	Detroit	T 4-4
51	3	at New York	W 6-4
52	7	at Detroit	T 3-3
53	10	Montreal	T 5-5
54	12	New York	W 6-3
55	14	at Montreal	W 2-1
56	16	at Detroit	L 1-3
57	17	at Chicago	L 1-3
58	20	at New York	T 3-3
59	23	at Toronto	W 4-2
60	24	at Chicago	L 3-4
61	28	Detroit	W 5-3
62	Mar. 3	Toronto	L 3-6
63	6	at Toronto	L 0-4
64	7	at Montreal	L 0-8
65	10	Detroit	L 3-4
66	14	Chicago	L 0-2
67	17	Montreal	T 2-2
68	20	at New York	L 1-5
69	21	New York	T 2-2
70	24	Chicago	L 3-4

Player	GP	G	A	PTS	PIM
John Bucyk	69	27	39	66	36
Murray Oliver	65	22	40	62	38
Dean Prentice/New York	49	13	25	38	18
/Boston	19	6	9	15	4
/Total	68	19	34	53	22
Tom Williams	69	23	20	43	11
Jean-Guy Gendron	66	21	22	43	42
Jerry Toppazzini	65	17	18	35	6
Don McKenney	41	14	19	33	2

Forbes Kennedy	49	12	18	30	46
Doug Mohns	68	7	23	30	63
Leo Boivin	62	2	24	26	48
Charlie Burns	68	12	10	22	13
Bob Leiter	51	9	13	22	34
Irvin Spencer	69	5	17	22	34
Cliff Pennington	27	7	10	17	4
Wayne Hicks	65	7	9	16	14
Ed Westfall	48	1	11	12	34
Ted Green	70	1	11	12	117
Warren Godfrey	66	2	9	11	56
Wayne Connelly	18	2	6	8	2
Don Blackburn	6	0	5	5	4
Pat Stapleton	21	0	3	3	8
Andre Pronovost	21	0	2	2	4
Matt Ravlich	2	1	0	1	0
Jeannot Gilbert	5	0	0	0	4
Bob Perreault	22	0	0	0	0
Ed Johnston	49	0	0	0	10

Goaltender	GP	MINS	W-L-T	GA	GAA
Bob Perreault	22	1320	3-12-6	85	3.86
Ed Johnston	49	2880	11-27-11	196	4.08



Ed Johnston played his first of ten seasons in a Bruins uniform in 1962-63

1962-63 NOTABLES:

Home Record.....	7-18-10
Road Record.....	7-21-7
Overall Record.....	14-39-17

1963-64

Gm	Date	Opponent	Score
1	Oct. 8	Montreal	T 4-4
2	12	at Toronto	L 1-5
3	13	at Detroit	L 0-3
4	16	at Chicago	L 2-5
5	19	at Montreal	L 0-2
6	20	at New York	L 1-5
7	24	New York	L 0-2
8	27	Toronto	W 2-0
9	30	at New York	L 3-4
10	Nov. 3	Detroit	W 4-1
11	7	Toronto	L 3-4
12	10	Chicago	W 4-2
13	13	at Chicago	L 4-6
14	16	Detroit	T 1-1
15	17	Montreal	L 2-3
16	20	at New York	T 1-1
17	23	at Toronto	L 1-4
18	28	New York	W 5-3
19	30	at Montreal	T 0-0
20	Dec. 1	Montreal	L 1-3
21	4	at Chicago	T 2-2
22	5	at Detroit	L 2-4
23	7	New York	W 8-6
24	8	at New York	T 2-2
25	12	Chicago	W 2-1
26	14	at Montreal	L 1-3
27	15	Toronto	T 4-4
28	18	at Chicago	W 2-1
29	19	at Detroit	L 0-3
30	22	Chicago	L 1-4
31	25	Toronto	L 1-5
32	28	at Toronto	L 0-2
33	29	at Detroit	L 1-2
34	Jan. 1	Montreal	T 3-3
35	4	at Montreal	L 1-5
36	5	at Chicago	L 3-5
37	7	Detroit	L 0-5
38	9	New York	L 3-5

REGULAR SEASON SCORING & RESULTS



39	Jan.	11	at Toronto	L	1-3
40		12	Toronto	W	6-3
41		16	Detroit	W	5-1
42		18	at Toronto	W	11-0
43		19	Montreal	T	1-1
44		22	at New York	L	4-6
45		23	Chicago	L	1-3
46		25	at Montreal	W	6-0
47		26	Toronto	W	2-0
48		30	New York	L	1-3
49	Feb.	1	at Toronto	L	1-5
50		2	Chicago	L	2-5
51		5	at New York	W	3-2
52		6	New York	W	4-0
53		8	Detroit	L	2-3
54		9	Montreal	T	4-4
55		13	at Detroit	L	1-4
56		16	at Chicago	L	3-5
57		20	at Montreal	L	2-3
58		22	at Detroit	L	2-3
59		23	at Chicago	L	0-2
60		27	New York	L	2-4
61		29	Detroit	W	2-1
62	Mar.	1	Toronto	W	5-3
63		4	at Toronto	T	4-4
64		5	Chicago	T	4-4
65		8	Detroit	L	3-5
66		11	at New York	W	5-3
67		12	at Detroit	L	1-2
68		15	Montreal	W	3-1
69		21	at Montreal	L	1-5
70		22	Chicago	L	3-4

Player	GP	G	A	PTS	PIM
Murray Oliver	70	24	44	68	41
John Bucyk	62	18	36	54	36
Dean Prentice	70	23	16	39	37
Orland Kurtenbach	70	12	25	37	91
Doug Mohns	70	9	17	26	95
Forbes Kennedy	70	8	17	25	95
Tom Johnson	70	4	21	25	33
Leo Boivin	65	10	14	24	42
Andy Heberton	70	12	11	23	8
Tom Williams	37	8	15	23	8
Gary Dornhoefer	32	12	10	22	20
Bob Leiter	56	6	13	19	43
Jean-Guy Gendron	54	5	13	18	43
Ted Green	70	4	10	14	145
Jerry Toppazzini	65	7	4	11	15
Bob McCord	65	1	9	10	49
Wayne Rivers	12	2	7	9	6
Ed Westfall	55	1	5	6	35
Wayne Connelly	26	2	3	5	12
Ron Schock	5	1	2	3	0
Don Awrey	16	1	0	1	4
Bob Beckett	7	0	1	1	0
Ted Irvine	1	0	0	0	0
Phil Krake	2	0	0	0	0
Ed Johnston	70	0	0	0	0

Goaltender	GP	MINS	W-L-T	GA	GAA
Ed Johnston	70	4200	18-40-12	211	3.01



Murray Oliver finished seventh in the Art Ross race in 1963-64.

1963-64 NOTABLES:

Home Record.....	13-15-7
Road Record.....	5-25-5
Overall Record.....	18-40-12

• Murray Oliver finishes seventh overall in the NHL's scoring race, despite the team's last-place finish for the fourth

straight season.

• January 18, 1964: Andy Heberton and Dean Prentice both record hat tricks in an 11-0 win in Toronto. It is the largest shutout margin in team history.

1964-65

Gm	Date	Opponent	Score
1	Oct. 12	New York	L 2-6
2	14	at Chicago	L 0-3
3	17	at Toronto	L 2-7
4	18	Montreal	L 1-3
5	22	Toronto	T 2-2
6	25	Detroit	L 0-4
7	28	at New York	L 1-3
8	29	at Detroit	L 0-2
9	31	at Montreal	L 2-6
10	Nov. 1	Chicago	W 5-2
11	8	Chicago	W 3-2
12	10	Detroit	T 3-3
13	11	at New York	L 2-4
14	14	at Toronto	W 3-1
15	15	Montreal	T 2-2
16	21	Detroit	L 1-3
17	22	Toronto	L 1-3
18	26	New York	W 6-1
19	28	at Montreal	L 1-2
20	29	at Chicago	W 4-3
21	Dec. 3	at Detroit	L 2-4
22	5	New York	T 3-3
23	10	Chicago	L 1-5
24	12	at Toronto	L 3-6
25	13	Montreal	L 4-5
26	16	at Chicago	L 5-7
27	17	at Detroit	W 5-3
28	20	Chicago	L 2-3
29	25	New York	L 0-3
30	26	at New York	W 2-0
31	27	at Chicago	L 2-6
32	Jan. 1	Toronto	W 3-0
33	2	at Montreal	L 1-3
34	3	at Detroit	L 1-8
35	6	at New York	L 2-5
36	7	Detroit	W 5-2
37	9	at Toronto	L 1-2
38	14	New York	W 5-2
39	16	at Montreal	L 2-3
40	17	Toronto	L 1-3
41	20	at Chicago	L 1-7
42	21	at Detroit	L 0-3
43	23	at Montreal	L 1-5
44	24	Montreal	W 3-0
45	27	at New York	L 2-5
46	28	Chicago	L 2-6
47	30	at Toronto	L 1-6
48	31	Toronto	L 2-4
49	Feb. 4	Detroit	W 3-1
50	6	New York	W 3-2
51	7	at New York	L 3-8
52	11	Montreal	L 1-7
53	13	Montreal	W 5-4
54	14	Toronto	T 2-2
55	20	at Montreal	L 2-6
56	21	at Chicago	L 0-7
57	24	at Toronto	W 3-1
58	27	at Detroit	L 1-4
59	28	at Chicago	W 5-4
60	Mar. 3	at New York	W 6-1
61	4	New York	L 3-4
62	6	Detroit	L 3-4
63	7	Toronto	T 3-3
64	13	at Toronto	W 2-0
65	14	Detroit	L 2-5
66	17	Chicago	W 2-1
67	18	at Detroit	L 3-10
68	21	Montreal	L 2-5
69	27	at Montreal	W 6-2
70	28	Chicago	W 3-1

Player	GP	G	A	PTS	PIM
John Bucyk	68	26	29	55	24
Murray Oliver	65	20	23	43	76
Reggie Fleming	67	18	23	41	136
Ted Green	70	8	27	35	156
Tom Williams	65	13	21	34	28
Ed Westfall	68	12	15	27	65
Orland Kurtenbach	64	6	20	26	86
Dean Prentice	31	14	9	23	12
Wayne Rivers	58	6	17	23	72
Alvin McDonald	60	9	9	18	6

Bill Knibbs	53	7	10	17	4
Wayne Maxner	54	7	6	13	42
Leo Boivin	67	3	10	13	68
Bob Woytowich	21	2	10	12	16
Ron Schock	33	4	7	11	14
Forbes Kennedy	52	6	4	10	41
Tom Johnson	51	0	9	9	30
Bob McCord	43	0	6	6	26
Don Awrey	47	2	3	5	41
Bob Leiter	18	3	1	4	6
Murray Balfour	15	0	2	2	26
Joe Watson	4	0	1	1	0
Gary Dornhoefer	20	0	1	1	13
Wayne Cashman	1	0	0	0	0
Bill Goldsworthy	2	0	0	0	0
Jeannot Gilbert	4	0	0	0	0
Jack Norris	23	0	0	0	0
Ed Johnston	47	0	0	0	4

Goaltender	GP	MINS	W-L-T	GA	GAA
Ed Johnston	47	2820	12-31-4	162	3.45
Jack Norris	23	1380	9-12-2	86	3.74

1964-65 NOTABLES:

Home Record.....	12-17-6
Road Record.....	9-26-0
Overall Record.....	21-43-6

• John Bucyk ranks ninth overall in league scoring.



Ted Green led the Bruins in penalty minutes for the fourth straight season in 1964-65 with a then-team record of 156.


1965-66

Gm	Date	Opponent	Score
1	Oct. 24	Chicago	L 2-6
2	27	Toronto	L 1-2
3	30	New York	L 2-8
4	Nov. 3	at Chicago	T 2-2
5	4	at Detroit	L 1-8
6	6	at Montreal	W 3-1
7	7	Montreal	L 2-5
8	10	at New York	T 2-2
9	14	Toronto	W 2-0
10	20	Detroit	L 2-4
11	21	Montreal	W 3-2
12	24	at New York	L 1-4
13	25	New York	W 6-2
14	27	at Toronto	W 2-1
15	28	Detroit	L 3-5
16	Dec. 1	at Chicago	L 2-4
17	2	at Detroit	L 2-10
18	4	Chicago	L 1-10
19	5	Montreal	T 4-4
20	8	at Montreal	L 3-8
21	11	at Toronto	L 3-8
22	12	Detroit	L 3-5
23	15	at Chicago	L 4-8
24	16	at Detroit	L 0-2
25	18	at Montreal	L 1-2
26	19	Toronto	L 1-3
27	25	New York	W 4-2
28	26	at New York	L 4-6
29	28	Detroit	L 0-1
30	Jan. 1	at Toronto	L 3-6
31	2	at Chicago	L 1-3
32	6	at Detroit	L 3-5
33	8	at Montreal	L 0-6
34	9	at New York	W 3-1
35	13	Chicago	T 1-1
36	15	at Toronto	L 1-6
37	16	Montreal	L 1-3

REGULAR SEASON SCORING & RESULTS



38	Jan.	20	Chicago	W	4-3
39		22	New York	W	5-3
40		23	Toronto	W	2-1
41		27	Chicago	W	5-3
42		29	at Toronto	L	3-6
43		30	Montreal	L	1-3
44	Feb.	3	Detroit	L	2-4
45		5	New York	W	5-3
46		6	at Detroit	T	3-3
47		10	Montreal	W	2-0
48		12	at New York	L	2-9
49		13	Toronto	T	4-4
50		16	Detroit	W	5-4
51		19	at Detroit	W	5-1
52		20	at Chicago	L	1-5
53		23	at Montreal	L	2-3
54		26	at Toronto	L	2-3
55		27	at Chicago	L	1-7
56	Mar.	2	at New York	L	3-5
57		3	New York	L	4-5
58		6	Toronto	L	3-5
59		9	at Montreal	W	3-1
60		12	at Toronto	L	0-6
61		13	Detroit	L	4-8
62		16	at New York	W	3-1
63		17	at Detroit	L	2-4
64		20	New York	W	4-3
65		24	Chicago	W	3-1
66		26	at Montreal	L	2-5
67		27	Montreal	L	1-3
68		29	at Chicago	L	2-4
69		31	Toronto	W	3-1
70	Apr.	3	Chicago	W	4-2



Pit Martin tied a team record in scoring four goals on January 27, 1966 vs. Chicago.

Player	GP	G	A	PTS	PIM
Murray Oliver	70	18	42	60	30
John Bucyk	63	27	30	57	12
Tom Williams	70	16	22	38	31
Ron Stewart	70	20	16	36	17
John McKenzie/New York	35	6	5	11	36
/Boston	36	13	9	22	36
/Total	71	19	14	33	72
Ed Westfall	59	9	21	30	42
Pit Martin/Detroit	10	1	1	2	0
/Boston	41	16	11	27	10
/Total	51	17	12	29	10
Dean Prentice	50	7	22	29	10
Bob Dillabough	53	7	13	20	18
Gilles Marotte	51	3	17	20	52
Bob Woytowich	68	2	17	19	75
Ron Murphy/Detroit	32	10	7	17	10
/Boston	2	0	1	1	0
/Total	34	10	8	18	10
Ted Green	27	5	13	18	113
Al Langlois	65	4	10	14	54
Parker MacDonald	29	6	4	10	6
Reggie Fleming	34	4	6	10	42
Forbes Kennedy	50	4	6	10	55
Gary Doak/Detroit	4	0	0	0	12
/Boston	20	0	8	8	28
/Total	24	0	8	8	40
Don Awrey	70	4	3	7	74
Leo Boivin	46	0	5	5	34
Bill Goldsworthy	13	3	1	4	6
Ron Schock	24	2	2	4	6
Wayne Maxner	8	1	3	4	6
Bob Leiter	9	2	1	3	2
Barry Ashbee	14	0	3	3	14
Wayne Rivers	2	1	1	2	2
Paul Popiel	3	0	1	1	2
Gary Dornhoefer	10	0	1	1	2
Murray Davison	1	0	0	0	0

Don Marcotte	1	0	0	0	0
Bobby Ring	1	0	0	0	0
John Arbour	2	0	0	0	0
Phil Krake	2	0	0	0	0
Derek Sanderson	2	0	0	0	0
Dallas Smith	2	0	0	0	0
Terry Crisp	3	0	0	0	0
Jean-Paul Parise	3	0	0	0	0
Gerry Cheevers	7	0	0	0	0
Ed Johnston	33	0	0	0	0
Bernie Parent	39	0	0	0	0

Goaltender	GP	MINS	W-L-T	GA	GAA
Bernie Parent	39	2083	11-20-3	128	3.69
Ed Johnston	33	1743	10-19-2	108	3.72
Gerry Cheevers	7	340	0-4-1	34	6.00
Bobby Ring	1	34	0-0-0	4	7.06

1965-66 NOTABLES:

Home Record.....	15-17-3
Road Record.....	6-26-3
Overall Record.....	21-43-6

- The Bruins move into fifth place overall after finishing last in the six-team league for five consecutive seasons.
- Murray Oliver finishes tenth in the league's scoring race.
- January 27, 1966: Pit Martin ties a club record with four goals in a 5-3 win over Chicago.

1966-67

Gm	Date	Opponent	Score
1	Oct. 19	Detroit	W 6-2
2	22	at Montreal	L 1-3
3	23	Montreal	L 2-3
4	29	at Toronto	T 3-3
5	30	at Detroit	L 1-8
6	Nov. 1	at Chicago	W 3-2
7	3	New York	L 1-7
8	6	Chicago	L 2-4
9	9	at New York	T 3-3
10	10	Toronto	W 4-0
11	13	Montreal	W 2-1
12	19	New York	T 3-3
13	20	Detroit	W 5-2
14	23	at New York	L 4-5
15	24	Detroit	W 8-3
16	26	at Toronto	L 2-4
17	27	Chicago	L 4-5
18	Dec. 1	at Detroit	L 1-4
19	3	New York	T 2-2
20	4	Toronto	L 3-8
21	7	at New York	L 2-4
22	8	Chicago	L 2-10
23	11	at Chicago	T 2-2
24	14	at Toronto	L 1-2
25	15	at Detroit	L 0-4
26	18	Montreal	W 3-1
27	21	at New York	L 1-5
28	24	at Toronto	L 0-3
29	25	Toronto	L 2-4
30	27	Detroit	T 4-4
31	28	at Montreal	T 1-1
32	31	at Detroit	L 1-3
33	Jan. 1	at Chicago	L 2-3
34	7	at Toronto	L 2-5
35	8	at Chicago	W 3-1
36	12	New York	L 0-3
37	14	at Montreal	W 5-4
38	15	Montreal	L 1-3
39	19	Chicago	L 2-4
40	21	New York	W 6-2
41	22	Toronto	W 3-1
42	25	at New York	L 1-2
43	26	at Montreal	W 4-1
44	29	Montreal	L 2-3
45	Feb. 1	at Chicago	L 1-6
46	2	at Detroit	L 3-4
47	4	New York	L 3-4
48	5	Chicago	L 0-5
49	8	at New York	W 2-1
50	11	Montreal	L 3-4
51	12	Toronto	L 1-2
52	14	Detroit	W 6-3
53	16	at Montreal	W 5-1
54	18	at Toronto	L 3-5
55	23	at Montreal	T 2-2
56	25	at Chicago	L 3-6
57	26	at Detroit	T 3-3

58	Mar.	2	Chicago	L	2-5
59		4	New York	T	4-4
60		5	Detroit	L	3-5
61		8	at Chicago	L	1-3
62		12	Detroit	W	7-3
63		15	at Montreal	L	2-11
64		18	at Detroit	W	5-3
65		19	at New York	L	1-3
66		23	Toronto	L	3-5
67		25	at Toronto	L	3-4
68		26	Montreal	L	3-6
69		30	Chicago	L	1-3
70	Apr.	2	Toronto	L	2-5

Player	GP	G	A	PTS	PIM
John Bucyk	59	18	30	48	12
Pit Martin	70	20	22	42	40
Bobby Orr	61	13	28	41	102
John McKenzie	69	17	19	36	98
Ed Westfall	70	12	24	36	26
Murray Oliver	65	9	26	35	16
Wayne Connolly	64	13	17	30	12
Ron Schock	66	10	20	30	8
Ron Murphy	39	11	16	27	6
Ron Stewart	56	14	10	24	31
Tom Williams	29	8	13	21	2
Bob Dillabough	60	6	12	18	14
Ted Green	47	6	10	16	67
Gilles Marotte	67	7	8	15	65
Joe Watson	69	2	13	15	38
Bob Woytowich	64	2	7	9	43
Phil Krake	15	6	2	8	4
Bill Goldsworthy	18	3	5	8	21
Jean-Paul Parise	18	2	2	4	10
Wayne Rivers	8	2	1	3	59
Don Awrey	4	1	0	1	6
Gary Doak	20	0	1	1	50
Dallas Smith	33	0	1	1	24
Ed Johnston	34	0	1	1	0
Barry Wilkins	1	0	0	0	0
Nick Beverley	2	0	0	0	0
Derek Sanderson	2	0	0	0	0
Ron Buchanan	3	0	0	0	0
Ted Hodgson	4	0	0	0	0
Glen Sather	5	0	0	0	0
Ross Lonsberry	8	0	0	0	2
Bernie Parent	18	0	0	0	2
Gerry Cheevers	22	0	0	0	12

Goaltender	GP	MINS	W-L-T	GA	GAA
Gerry Cheevers	22	1298	5-11-6	72	3.33
Bernie Parent	18	1022	3-11-2	62	3.64
Ed Johnston	34	1880	9-21-2	116	3.70



Bobby Orr played his first NHL contest and Harry Sinden coached his first NHL game on October 19, 1966 vs. Detroit.

1966-67 NOTABLES:

Home Record.....	10-21-4
Road Record.....	7-22-6
Overall Record.....	17-43-10

- Bobby Orr wins the Calder Trophy and earns a Second Team NHL All-Star berth.
- October 19, 1966: Bobby Orr plays his first NHL game in a 6-2 win vs. Detroit. It is Boston's first opening-night victory since 1962.
- October 23, 1966: Bobby Orr scores his first NHL goal in a 3-2 loss to Montreal.

1967-68

Gm	Date	Opponent	Score
1	Oct. 11	Detroit	T 4-4
2	15	Montreal	W 6-2

REGULAR SEASON SCORING & RESULTS



3	Oct.	18	at Chicago	W	7-1
4		19	at Detroit	W	6-3
5		21	at Montreal	L	2-4
6		26	Los Angeles	W	2-0
7		29	Pittsburgh	W	4-2
8	Nov.	1	at St. Louis	L	1-5
9		5	Toronto	T	2-2
10		8	at New York	W	6-3
11		11	Oakland	W	2-1
12		12	Philadelphia	L	2-4
13		15	at Toronto	L	2-4
14		18	New York	W	3-1
15		19	Toronto	W	6-2
16		22	at Pittsburgh	L	1-4
17		23	New York	W	4-2
18		25	at Montreal	W	3-1
19		26	Detroit	W	7-5
20		29	Minnesota	W	5-1
21	Dec.	2	Chicago	T	4-4
22		3	Montreal	W	5-3
23		7	New York	W	3-1
24		9	at Toronto	T	3-3
25		10	Los Angeles	L	1-3
26		13	Montreal	L	2-6
27		15	at Oakland	L	1-4
28		16	at Los Angeles	W	5-2
29		20	at Chicago	L	3-6
30		23	at New York	W	4-0
31		25	Oakland	W	6-3
32		27	Chicago	W	7-2
33		30	at Minnesota	L	4-5
34		31	at Detroit	L	4-6
35	Jan.	3	at New York	T	5-5
36		4	at Philadelphia	W	3-2
37		6	at Toronto	T	3-3
38		7	at Chicago	L	2-4
39		11	Detroit	W	5-4
40		13	at Montreal	L	1-5
41		14	Minnesota	W	9-2
42		18	Toronto	L	2-4
43		20	Philadelphia	W	4-2
44		21	Chicago	W	6-0
45		24	at New York	L	1-2
46		25	Montreal	L	0-2
47		27	at Montreal	L	2-5
48		28	Pittsburgh	L	0-1
49	Feb.	1	Chicago	T	4-4
50		3	New York	T	3-3
51		4	Detroit	W	5-4
52		7	at St. Louis	W	6-4
53		10	at Detroit	T	1-1
54		11	St. Louis	T	3-3
55		14	at Chicago	L	1-3
56		17	at Oakland	L	1-3
57		18	at Los Angeles	W	6-5
58		21	at Minnesota	L	3-5
59		22	at Detroit	W	3-2
60		24	at Toronto	L	0-1
61		27	at Pittsburgh	W	5-3
62		29	Toronto	W	4-1
63	Mar.	3	St. Louis	W	9-3
64		6	at Chicago	W	5-3
65		7	at Philadelphia	W	2-1
66		10	Detroit	L	5-7
67		13	at New York	W	2-1
68		16	at Toronto	L	0-3
69		17	Montreal	W	3-1
70		21	Chicago	W	8-0
71		24	at Detroit	L	3-5
72		28	New York	L	4-5
73		30	at Montreal	W	2-1
74		31	Toronto	L	1-4

Player	GP	G	A	PTS	PIM
Phil Esposito	74	35	49	84	21
John Bucyk	72	30	39	69	8
John McKenzie	74	28	38	66	107
Fred Stanfield	73	20	44	64	10
Ken Hodge	74	25	31	56	31
Tom Williams	68	18	32	50	14
Derek Sanderson	71	24	25	49	98
Ted Green	72	7	36	43	133
Ed Shack	70	23	19	42	107
Ed Westfall	73	14	22	36	38
Bobby Orr	46	11	20	31	63
Dallas Smith	74	4	23	27	65
Glen Sather	65	8	12	20	34
Don Awrey	74	3	12	15	150
Phil Krake	68	5	7	12	13
Gary Doak	59	2	9	11	100
Ross Lonsberry	19	2	2	4	12

Wayne Cashman	12	0	4	4	2
John Arbour	4	0	1	1	11
Ron Murphy	12	0	1	1	4
Andre Gill	5	0	0	0	0
Barry Gibbs	16	0	0	0	2
Ed Johnston	28	0	0	0	0
Gerry Cheevers	47	0	0	0	0

Goaltender	GP	MINS	W-L-T	GA	GAA
Gerry Cheevers	47	2646	23-17-5	125	2.83
Ed Johnston	28	1524	11-8-5	73	2.87
Andre Gill	5	270	3-2-0	13	2.89



Derek Sanderson won the Calder Trophy in 1967-68.

1967-68 NOTABLES:

Home Record.....	22-9-6
Road Record.....	15-18-4
Overall Record.....	37-27-10

- The Bruins finish with a record above .500 for the first season since 1958-59. It is the first of a league-record 29 consecutive seasons with a winning record.
- Bobby Orr wins his first of eight straight Norris Trophies and the first of eight consecutive First Team All-Star berths.
- Phil Esposito and John Bucyk earn Second Team All-Star honors.
- Derek Sanderson wins the Calder Trophy.
- Phil Esposito (second) and John Bucyk (ninth) finish among the league's scoring leaders.
- October 15, 1967: Phil Esposito ties a club record with four goals in a 6-2 win over Montreal.
- October 26, 1967: The Bruins defeat Los Angeles by a 2-0 score in the first visit by an expansion team to Boston Garden.
- December 2, 1967: John Bucyk scores two goals vs. Chicago, and becomes Boston's all-time goal scoring leader as he breaks Milt Schmidt's mark of 229.
- December 7, 1967: John Bucyk scores twice over NY Rangers and becomes the club's all-time points leader as he passes Milt Schmidt's record of 575.
- January 21, 1968: Derek Sanderson has four assists in a 6-0 win over Chicago, setting a club single-game record for assists by a rookie.

1968-69

Gm	Date	Opponent	Score
1	Oct. 11	Detroit	W 4-2
2	13	Philadelphia	W 3-2
3	16	at Oakland	W 2-1
4	17	at Los Angeles	L 1-2
5	19	at Pittsburgh	W 5-1
6	24	St. Louis	L 1-2
7	26	at Toronto	L 0-2
8	27	Montreal	W 4-2
9	30	at Minnesota	W 4-2
10	31	at Detroit	L 5-7
11	Nov. 3	Chicago	W 5-3
12	6	Philadelphia	W 7-1
13	10	St. Louis	T 1-1
14	13	at Toronto	T 1-1
15	14	at Philadelphia	L 2-4
16	17	Oakland	W 6-3
17	21	Los Angeles	W 4-1
18	23	New York	W 5-1
19	24	Toronto	W 7-4
20	27	at St. Louis	T 4-4
21	30	New York	L 1-4
22	Dec. 1	Minnesota	W 4-0
23	5	Montreal	T 2-2
24	7	Detroit	W 4-1
25	8	at Chicago	L 4-7
26	11	at New York	T 2-2

27	Dec.	14	Chicago	W	10-5
28		15	Pittsburgh	W	5-3
29		19	Los Angeles	W	6-4
30		21	at Montreal	T	0-0
31		22	Montreal	W	7-5
32		25	Oakland	L	1-3
33		28	at St. Louis	W	6-2
34		29	at Detroit	T	3-3
35	Jan.	2	at New York	W	4-2
36		4	at Minnesota	T	2-2
37		9	Toronto	W	3-2
38		11	at Montreal	W	6-3
39		12	Pittsburgh	W	8-4
40		15	at Toronto	T	5-5
41		16	Minnesota	W	5-1
42		18	at Philadelphia	W	5-3
43		19	Toronto	W	5-3
44		23	at Detroit	T	2-2
45		25	St. Louis	W	4-0
46		26	Minnesota	W	4-3
47		29	at Oakland	T	3-3
48		30	at Los Angeles	W	7-5
49	Feb.	2	Detroit	W	4-2
50		5	at Chicago	W	7-2
51		6	at St. Louis	L	1-3
52		8	Philadelphia	W	6-5
53		9	Oakland	T	3-3
54		11	Chicago	W	7-3
55		15	at Montreal	L	1-3
56		16	at Chicago	L	1-5
57		19	at Pittsburgh	L	0-3
58		23	at New York	L	0-9
59		26	at Los Angeles	W	4-2
60		27	at Oakland	W	9-0
61	Mar.	1	New York	W	8-5
62		2	Pittsburgh	W	4-0
63		5	Detroit	T	2-2
64		8	at Detroit	L	4-7
65		9	Los Angeles	W	7-2
66		11	at Minnesota	T	3-3
67		13	at Philadelphia	L	1-2
68		15	at Toronto	L	4-7
69		16	Toronto	W	11-3
70		19	at Pittsburgh	W	3-2
71		20	Chicago	T	5-5
72		22	at Chicago	W	5-3
73		23	at New York	L	2-4
74		27	New York	T	3-3
75		29	at Montreal	L	3-5
76		30	Montreal	W	6-3

Player	GP	G	A	PTS	PIM
Phil Esposito	74	49	77	126	79
Ken Hodge	75	45	45	90	75
John Bucyk	70	24	42	66	18
Bobby Orr	67	21	43	64	133
John McKenzie	60	29	27	56	99
Fred Stanfield	71	25	29	54	22
Ron Murphy	60	16	38	54	26
Derek Sanderson	63	26	22	48	146
Ted Green	65	8	38	46	99
Ed Westfall	70	18	24	42	22
Wayne Cashman	51	8	23	31	49
Dallas Smith	75	4	24	28	74
Ed Shack	50	11	11	22	74
Glen Sather	76	4	11	15	67
Don Awrey	73	0	13	13	149
Tom Williams	26	4	7	11	19
Ace Bailey	8	3	3	6	10
Gary Doak	22	3	3	6	37
Rick Smith	47	0	5	5	29
Jim Lorentz	11	1	3	4	6
Jim Harrison	16	1	2	3	21
Tom Webster	9	0	3	3	9
Jean Gauthier	11	0	2	2	8
Barry Wilkins	1	1	0	1	0
Grant Erickson	2	1	0	1	0
Don Marcotte	7	1	0	1	2
Paul Hurley	1	0	1	1	0
Bill Lesuk	5	0	1	1	0
Ed Johnston	24	0	1	1	0
Steve Atkinson	1	0	0	0	0
Joe Junkin	1	0	0	0	0
Bob Leiter	1	0	0	0	0
Ross Lonsberry	6	0	0	0	2
Barry Gibbs	8	0	0	0	2
Gerry Cheevers	52	0	0	0	14

Goaltender	GP	MINS	W-L-T	GA	GAA
Joe Junkin	1	8	0-0-0	0	0.00
Gerry Cheevers	52	3112	28-12-12	145	2.80

REGULAR SEASON SCORING & RESULTS



Ed Johnston 24 1440 14-6-4 74 3.08



Phil Esposito became the first player in NHL history to break the 100-point barrier on March 2, 1969.

1968-69 NOTABLES:

Home Record.....29-3-6
Road Record.....13-15-10
Overall Record.....42-18-16

- The Bruins become the first team in league history to score 300 goals in a season as they finish the campaign with 303.
- Phil Esposito wins the Art Ross scoring title and the Hart Trophy as league MVP as he shatters the league single-season scoring record. He also sets a single-season NHL assists record with 77.
- Esposito earns his first of six First Team All-Star berths.
- Bobby Orr wins the Norris Trophy and joins Esposito on the First All-Star Team.
- Ted Green is named to the Second All-Star Team.
- March 2, 1969: Phil Esposito becomes the first player in NHL history to score 100 points, scoring twice in a 4-0 win over Pittsburgh.
- March 16, 1969: The Bruins tie a league record with eight goals in the second period in an 11-3 win over Toronto.
- March 20, 1969: Bobby Orr sets an NHL record for goals in a season by a defenseman as he tallies his 21st of the season on his 21st birthday

1969-70

Gm	Date	Opponent	Score
1	Oct. 12	New York	W 2-1
2	15	Oakland	W 6-0
3	18	at Pittsburgh	T 3-3
4	19	Pittsburgh	W 4-0
5	22	at Minnesota	W 3-2
6	24	at Oakland	W 4-2
7	25	at Los Angeles	W 3-2
8	29	at Toronto	L 2-4
9	Nov. 1	at Montreal	L 2-9
10	2	Toronto	T 4-4
11	5	St. Louis	T 4-4
12	8	at Detroit	L 2-3
13	10	Oakland	W 8-3
14	13	Detroit	W 3-1
15	15	New York	L 5-6
16	16	Los Angeles	W 7-4
17	21	at Chicago	T 2-2
18	23	Montreal	T 2-2
19	26	at New York	L 0-3
20	27	Philadelphia	W 6-4
21	29	at Montreal	T 2-2
22	30	Toronto	W 4-1
23	Dec. 4	at Detroit	T 4-4
24	6	Chicago	W 6-1
25	7	Minnesota	T 2-2
26	10	at New York	L 2-5
27	11	New York	W 2-1
28	13	at Philadelphia	W 5-3
29	14	Pittsburgh	W 2-1
30	18	at St. Louis	T 3-3
31	20	at Pittsburgh	W 6-4
32	21	Montreal	L 2-5
33	25	Los Angeles	W 7-1
34	28	at Philadelphia	W 5-4
35	31	at Detroit	L 1-5
36	Jan. 3	at Los Angeles	W 6-2
37	7	at Oakland	W 6-1
38	10	at Toronto	L 3-4
39	11	Oakland	W 6-3
40	15	Los Angeles	W 6-3
41	17	Chicago	L 0-1

42	Jan. 18	Montreal	W 6-3
43	22	Philadelphia	T 3-3
44	24	at New York	L 1-8
45	25	Pittsburgh	W 3-1
46	29	Minnesota	W 6-5
47	31	at Montreal	T 3-3
48	Feb. 1	Toronto	W 7-6
49	4	at Chicago	L 4-8
50	5	Philadelphia	W 5-1
51	7	Detroit	T 2-2
52	8	St. Louis	W 7-1
53	11	at St. Louis	W 3-2
54	14	at Pittsburgh	W 3-0
55	17	at Oakland	T 3-3
56	18	at Los Angeles	T 5-5
57	21	at Minnesota	W 4-2
58	22	at Chicago	L 3-6
59	26	New York	W 5-3
60	28	Chicago	W 3-0
61	Mar. 1	St. Louis	W 3-1
62	4	at St. Louis	L 1-3
63	7	at Philadelphia	T 5-5
64	8	Montreal	W 2-0
65	11	at Chicago	T 0-0
66	14	at Toronto	L 1-2
67	15	Detroit	T 5-5
68	19	Chicago	W 3-1
69	21	at Minnesota	L 4-5
70	22	Minnesota	W 5-0
71	25	at New York	W 3-1
72	28	Detroit	T 5-5
73	29	at Detroit	T 2-2
74	Apr. 1	at Montreal	L 3-6
75	4	at Toronto	W 4-2
76	5	Toronto	W 3-1

Player	GP	G	A	PTS	PIM
Bobby Orr	76	33	87	120	125
Phil Esposito	76	43	56	99	50
John McKenzie	72	29	41	70	114
John Bucyk	76	31	38	69	13
Fred Stanfield	73	23	35	58	14
Ken Hodge	72	25	29	54	87
Derek Sanderson	50	18	23	41	118
Ed Westfall	72	14	22	36	28
Wayne Cashman	70	9	26	35	79
Wayne Carleton/Toronto	7	0	1	1	6
/Boston	42	6	19	25	23
/Total	49	6	20	26	29
Dallas Smith	75	7	17	24	119
Jim Lorentz	68	7	16	23	30
Ace Bailey	58	11	11	22	82
Don Awrey	73	3	10	13	120
Don Marcotte	35	9	3	12	14
Rick Smith	69	2	8	10	65
Gary Doak	44	1	7	8	63
Ron Murphy	20	2	5	7	8
Jim Harrison	23	3	1	4	16
Bill Speer	27	1	3	4	4
Ed Johnston	37	0	2	2	2
Tom Webster	2	0	1	1	2
Frank Spring	1	0	0	0	0
Nick Beverley	2	0	0	0	2
Bill Lesuk	3	0	0	0	0
Barry Wilkins	6	0	0	0	2
Gerry Cheevers	41	0	0	0	4

Goaltender	GP	MINS	W-L-T	GA	GAA
Gerry Cheevers	41	2384	24-8-8	108	2.72
Ed Johnston	37	2176	16-9-11	108	2.98



Bobby Orr became the first defenseman to win a league scoring title with 120 points in 1969-70.

1969-70 NOTABLES:

Home Record.....27-3-8
Road Record.....13-14-11
Overall Record.....40-17-19

- Bobby Orr becomes the first defenseman to win the NHL's scoring title with 120 points. Orr also wins the Hart and Norris Trophies and First Team All-Star honors.
- Phil Esposito finishes second in the Art Ross scoring race and is named to the First All-Star Team.
- John McKenzie earns a Second Team All-Star berth.
- January 15, 1970: Bobby Orr has two assists in a 6-3 win over Los Angeles, setting an NHL record for assists in a season by a defenseman with 51 in just the 40th game of the season.
- March 15, 1970: Bobby Orr has 2-2=4 totals in a 5-5 tie with Detroit and becomes the first defenseman in NHL history to record 100 points in a season.

1970-71

Gm	Date	Opponent	Score
1	Oct. 11	Detroit	W 7-3
2	14	at Los Angeles	W 8-5
3	16	at California	W 5-1
4	18	at Vancouver	W 5-3
5	22	Chicago	T 3-3
6	25	Philadelphia	W 4-3
7	29	at Detroit	L 3-5
8	31	New York	W 6-0
9	Nov. 1	Minnesota	W 5-0
10	5	St. Louis	L 0-2
11	7	at Pittsburgh	T 2-2
12	8	Montreal	W 6-1
13	10	Vancouver	W 6-3
14	14	at Toronto	L 2-3
15	15	California	L 1-2
16	18	at Minnesota	W 8-4
17	21	at Philadelphia	W 5-2
18	22	Pittsburgh	W 4-2
19	24	at St. Louis	T 5-5
20	26	Chicago	W 3-2
21	28	at New York	T 3-3
22	29	Toronto	W 4-2
23	Dec. 2	at Chicago	L 3-4
24	3	at Buffalo	T 4-4
25	5	at Montreal	W 4-2
26	6	Pittsburgh	W 6-3
27	10	Buffalo	W 8-2
28	12	at Philadelphia	W 1-0
29	13	Detroit	W 6-2
30	16	Los Angeles	W 6-4
31	19	at St. Louis	W 7-1
32	20	Minnesota	W 7-2
33	23	at Detroit	W 2-1
34	25	Pittsburgh	W 8-4
35	26	at Pittsburgh	L 2-4
36	30	at Minnesota	W 6-2
37	Jan. 1	at Buffalo	W 9-4
38	3	at Philadelphia	W 5-1
39	7	Vancouver	W 6-4
40	9	at Chicago	L 3-4
41	10	California	W 7-4
42	14	Los Angeles	W 9-5
43	16	at Montreal	L 2-4
44	17	Toronto	W 9-1
45	23	Chicago	W 6-2
46	24	Montreal	W 4-2
47	27	at New York	T 2-2
48	28	Philadelphia	W 6-2
49	31	St. Louis	W 6-0
50	Feb. 3	Los Angeles	W 7-3
51	6	Buffalo	W 4-3
52	7	Minnesota	T 4-4
53	9	New York	W 6-3
54	11	at St. Louis	W 5-3
55	14	at Toronto	W 5-1
56	16	at Vancouver	L 4-5
57	19	at California	W 5-0
58	20	at Los Angeles	L 4-5
59	23	at Buffalo	W 6-3
60	25	Vancouver	W 8-3
61	28	Toronto	W 4-3
62	Mar. 2	at Minnesota	W 6-0
63	4	California	W 7-0
64	6	at Pittsburgh	W 6-3
65	7	St. Louis	W 4-1
66	10	at California	W 8-1
67	11	at Los Angeles	W 7-2

REGULAR SEASON SCORING & RESULTS



68	Mar.	13	at Vancouver	W	6-3
69		14	at Detroit	W	11-4
70		18	Detroit	W	7-3
71		20	Philadelphia	W	5-3
72		21	Buffalo	L	5-7
73		24	at Chicago	L	1-2
74		27	New York	L	3-6
75		28	at New York	L	1-2
76		31	at Montreal	W	6-3
77	Apr.	3	at Toronto	W	8-3
78		4	Montreal	W	7-2

Player	GP	G	A	PTS	PIM
Phil Esposito	78	76	76	152	71
Bobby Orr	78	37	102	139	91
John Bucyk	78	51	65	116	8
Ken Hodge	78	43	62	105	113
Wayne Cashman	77	21	58	79	100
John McKenzie	65	31	46	77	120
Fred Stanfield	75	24	52	76	12
Derek Sanderson	71	29	34	63	130
Ed Westfall	78	25	34	59	48
Wayne Carleton	69	22	24	46	44
Dallas Smith	73	7	38	45	68
Ted Green	78	5	37	42	60
Don Marcotte	75	15	13	28	30
Don Awrey	74	4	21	25	141
Rick Smith	67	4	19	23	44
Mike Walton/Toronto	23	3	10	13	21
/Boston	22	3	5	8	10
/Total	45	6	15	21	31
Reg Leach	23	2	4	6	0
Ace Bailey	36	0	6	6	44
Ed Johnston	38	0	1	1	6
Bill Speer	1	0	0	0	4
Ivan Boldirev	2	0	0	0	0
Dan Schock	6	0	0	0	0
Gerry Cheevers	40	0	0	0	4

Goaltender	GP	MINS	W-L-T	GA	GAA
Ed Johnston	38	2280	30-6-2	96	2.53
Gerry Cheevers	40	2400	27-8-5	109	2.73

1970-71 NOTABLES:

Home Record.....	33-4-2
Road Record.....	24-10-5
Overall Record.....	57-14-7



Ken Hodge set a club record with six assists on February 9, 1971 vs. NY Rangers.

- The Bruins finish with the league's best record with a team-record 57 wins. They are the first team in NHL history to win 50 games in one season.
- The Bruins also set league records for home wins (33), a 27-game home unbeaten streak (26-0-1) and 20-or-more goal scorers in one season with ten.
- Bobby Orr wins his second Hart Trophy and his fourth straight Norris Trophy. He sets a league single-season assists record with 102 which remains an NHL mark for defensemen and sets the league record for points by a defenseman.
- Phil Esposito takes the Art Ross scoring title as he shatters the NHL single-season records for goals and points. He also sets an NHL mark with 550 shots on goal.
- John Bucyk wins the Lady Byng Trophy.
- Bobby Orr, Phil Esposito, John Bucyk and Ken Hodge are all voted to the First All-Star Team.
- Seven Bruins rank among the league's top 11 in scoring, led by 100+ point scorers Phil Esposito, Bobby Orr, John Bucyk and Ken Hodge. That remains a league record for most 100-plus point players in one season.
- December 10, 1970: John Bucyk plays his 1,000th NHL game and has two goals and four assists for six points in an 8-2 victory over Buffalo. The Bruins take 72 shots in the game, second in league history only to their own 1941 record

of 83.

- January 14, 1971: Phil Esposito has 3-3=6 totals in a 9-5 win over Los Angeles. It is his fifth of seven hat tricks on the season, a modern NHL record.
- January 28, 1971: Don Marcotte's shorthanded goal in a 6-2 win over Philadelphia gives Boston an NHL record of 15 shorthanded goals on the season.
- February 9, 1971: Ken Hodge sets a club record with six assists in a 6-3 victory over NY Rangers.
- February 20, 1971: Phil Esposito becomes just the fourth player in league history to score 50 goals in a season in a 5-4 loss in Los Angeles.
- February 25, 1971: The Bruins set an NHL record as John Bucyk, Ed Westfall and Ted Green combine for three goals in a 0:20 span of the third period in an 8-3 win over Vancouver.
- March 10, 1971: The Bruins set an NHL record with their 105th point of the season, an 8-1 win at California.
- March 16, 1971: John Bucyk joins Phil Esposito as the only teammates to score 50 goals in the same season in an 11-4 win at Detroit.
- March 21, 1971: John Bucyk sets an NHL single-season record for points by a left wing with his 109th of the year. Ken Hodge sets the league mark for assists by a right wing with his 59th.

1971-72

Gm	Date	Opponent	Score
1	Oct. 10	New York	L 1-4
2	13	at New York	W 6-1
3	14	Buffalo	W 6-2
4	17	Toronto	T 2-2
5	20	Detroit	W 4-3
6	22	at California	W 5-1
7	24	at Vancouver	W 4-3
8	27	at Montreal	L 2-5
9	28	California	L 0-2
10	31	Minnesota	W 5-2
11	Nov. 4	St. Louis	W 6-1
12	6	at Detroit	W 2-1
13	7	Montreal	L 2-3
14	10	at Chicago	L 1-3
15	11	California	W 5-2
16	14	Los Angeles	W 11-2
17	18	Vancouver	W 5-0
18	20	Chicago	W 2-1
19	21	St. Louis	W 6-2
20	24	at Philadelphia	W 2-1
21	25	Philadelphia	W 4-2
22	27	at St. Louis	T 6-6
23	Dec. 4	at Toronto	W 5-3
24	5	Pittsburgh	W 5-3
25	8	at Los Angeles	W 5-3
26	11	at Vancouver	W 6-2
27	12	at California	L 2-4
28	16	New York	W 8-1
29	18	at Pittsburgh	W 4-3
30	19	Pittsburgh	T 2-2
31	23	at Buffalo	T 4-4
32	25	Philadelphia	W 5-1
33	26	Toronto	W 3-1
34	29	at Chicago	W 5-1
35	30	at Minnesota	T 2-2
36	Jan. 2	at New York	W 4-1
37	5	at Toronto	W 2-0
38	6	at Buffalo	W 5-2
39	8	at St. Louis	L 3-5
40	12	at Pittsburgh	T 2-2
41	13	Los Angeles	T 1-1
42	15	Chicago	W 4-2
43	16	Detroit	W 9-2
44	18	at St. Louis	W 2-0
45	22	at Montreal	W 8-5
46	23	Buffalo	T 3-3
47	27	Philadelphia	W 4-2
48	29	at Philadelphia	W 4-2
49	30	St. Louis	W 5-2
50	Feb. 2	at New York	W 2-0
51	3	Minnesota	W 6-1
52	5	Detroit	W 3-2
53	6	at Buffalo	L 2-8
54	10	Vancouver	W 9-1
55	12	Buffalo	W 5-1
56	13	Montreal	T 2-2
57	15	California	W 6-3
58	17	at Philadelphia	W 4-1
59	19	at Minnesota	W 6-4
60	20	at Chicago	W 3-1
61	22	at Vancouver	W 4-3
62	23	at California	W 8-6

63	Feb.	26	at Los Angeles	W	5-4
64	Mar.	2	Vancouver	W	7-3
65		4	at Detroit	W	5-4
66		5	Los Angeles	L	0-2
67		8	at Minnesota	W	5-4
68		11	at Pittsburgh	L	4-6
69		12	Pittsburgh	T	4-4
70		16	at Los Angeles	W	8-3
71		19	Minnesota	W	7-3
72		23	New York	W	4-1
73		25	Chicago	T	5-5
74		26	Montreal	W	5-4
75		28	at Detroit	L	3-6
76		29	at Toronto	L	1-4
77	Apr.	1	at Montreal	L	2-6
78		2	Toronto	W	6-4



Gerry Cheevers set a league record with a 32-game unbeaten streak in 1971-72

Player	GP	G	A	PTS	PIM
Phil Esposito	76	66	67	133	76
Bobby Orr	76	37	80	117	106
John Bucyk	78	32	51	83	4
Fred Stanfield	78	23	56	79	12
John McKenzie	77	22	47	69	126
Derek Sanderson	78	25	33	58	108
Mike Walton	76	28	28	56	45
Ken Hodge	60	16	40	56	81
Wayne Cashman	74	23	29	52	103
Carol Vadnais/California	52	14	20	34	106
/Boston	16	4	6	10	37
/Total	68	18	26	44	143
Ed Westfall	78	18	26	44	19
Dallas Smith	78	8	22	30	132
Ace Bailey	73	9	13	22	64
Reg Leach	56	7	13	20	12
Ted Green	54	1	16	17	21
Rick Smith	61	2	12	14	46
Don Marcotte	47	6	4	10	12
Don Awrey	34	1	8	9	52
Ed Johnston	38	0	4	4	0
Ivan Boldirev	11	0	2	2	6
Gerry Cheevers	41	0	2	2	25
Terry O'Reilly	1	1	0	1	0
Doug Roberts	3	1	0	1	0
Matt Ravich	25	0	1	1	2
Nick Beverley	1	0	0	0	0
Ron Jones	1	0	0	0	0
Garry Peters	2	0	0	0	2
Bob Stewart	8	0	0	0	15

Goaltender	GP	MINS	W-L-T	GA	GAA
Gerry Cheevers	41	2420	27-5-8	101	2.50
Ed Johnston	38	2260	27-8-3	102	2.71

1971-72 NOTABLES:

Home Record.....	28-4-7
Road Record.....	26-9-4
Overall Record.....	54-13-11

- The Bruins finish with the league's top record with their second straight 50+ win season and set a league record with 26 road wins.
- Bobby Orr wins both the Hart and Norris Trophies.
- Phil Esposito and Orr finish 1-2 in the league's scoring race with teammate John Bucyk ranking ninth overall on that list.
- Orr and Esposito are named First Team All-Stars.
- February 15, 1972: Bobby Orr sets a club record for assists in a period with four in the first vs. California.
- February 20, 1972: Phil Esposito reaches the 50-goal mark for the second straight season, scoring against his brother Tony in a 3-1 win in Chicago.
- March 2, 1972: Bobby Orr has 1-1=2 totals in a 7-3 win

REGULAR SEASON SCORING & RESULTS



over Vancouver to become the first player in NHL history to reach the 100-point mark for three straight seasons.

• March 19, 1972: Phil Esposito sets an NHL record with his 27th power play goal of the season as he scores a hat trick in a 7-3 win vs. Minnesota.

• March 29, 1972: Gerry Cheevers' NHL-record 32-game unbeaten streak is snapped at 24-0-8 with a 4-1 loss at Toronto.

1972-73

Gm	Date	Opponent	Score
1	Oct. 8	Los Angeles	L 2-4
2	11	at Detroit	L 3-4
3	14	at NY Islanders	W 7-4
4	15	Pittsburgh	W 8-4
5	18	at NY Rangers	L 1-7
6	21	at Pittsburgh	W 4-2
7	22	Vancouver	L 4-5
8	25	at Buffalo	T 2-2
9	26	Chicago	L 3-6
10	28	at Toronto	W 3-2
11	29	NY Islanders	W 9-1
12	Nov. 2	at Los Angeles	L 2-5
13	3	at California	T 6-6
14	5	at Vancouver	W 4-2
15	9	Detroit	W 8-3
16	12	Montreal	L 3-5
17	16	St. Louis	W 4-0
18	18	at NY Islanders	W 7-3
19	19	Toronto	W 6-5
20	23	California	W 4-2
21	24	at Atlanta	W 4-0
22	26	Philadelphia	W 6-4
23	29	at Montreal	T 3-3
24	30	Buffalo	W 5-4
25	Dec. 3	NY Islanders	W 5-1
26	7	St. Louis	W 5-0
27	9	at Philadelphia	W 4-3
28	10	California	W 8-4
29	13	at Buffalo	L 3-7
30	14	NY Rangers	W 4-2
31	17	at Philadelphia	W 5-3
32	19	at Pittsburgh	W 3-2
33	21	Detroit	W 8-1
34	23	Atlanta	W 3-1
35	27	at Atlanta	W 3-1
36	29	at Minnesota	W 2-0
37	Jan. 1	at Vancouver	W 8-2
38	4	at St. Louis	L 2-4
39	7	at Chicago	L 4-5
40	11	Minnesota	T 1-1
41	13	at Toronto	W 4-1
42	14	Buffalo	W 6-0
43	18	NY Islanders	L 7-9
44	20	at Pittsburgh	L 0-3
45	21	California	W 5-2
46	24	at NY Rangers	L 2-4
47	25	Detroit	L 2-4
48	27	Chicago	L 2-4
49	28	Los Angeles	W 6-5
50	Feb. 1	Toronto	W 5-2
51	3	NY Rangers	L 3-7
52	4	Philadelphia	T 2-2
53	7	at Minnesota	W 3-2
54	10	Pittsburgh	W 6-3
55	11	Los Angeles	W 2-0
56	13	Vancouver	W 7-3
57	15	at Philadelphia	W 3-1
58	17	at Minnesota	L 2-5
59	18	at Chicago	W 4-1
60	20	at Vancouver	W 7-6
61	21	at California	W 6-2
62	24	at Los Angeles	W 7-5
63	Mar. 1	St. Louis	L 3-4
64	3	at Montreal	L 1-5
65	4	Chicago	W 4-0
66	7	at St. Louis	L 2-5
67	9	at Atlanta	W 3-2
68	11	Montreal	W 5-3
69	13	at NY Islanders	W 3-0
70	15	at Buffalo	W 4-1
71	16	at Detroit	W 5-4
72	18	Atlanta	W 7-1
73	22	Minnesota	W 5-3
74	24	NY Rangers	W 3-0
75	25	Buffalo	W 6-1
76	28	at NY Rangers	W 6-3
77	31	at Toronto	L 3-7
78	Apr. 1	Montreal	L 3-5

Player	GP	G	A	PTS	PIM
Phil Esposito	78	55	75	130	87
Bobby Orr	63	29	72	101	99
John Bucyk	78	40	53	93	12
Ken Hodge	73	37	44	81	58
Fred Stanfield	78	20	58	78	10
Wayne Cashman	76	29	39	68	100
Don Marcotte	78	24	31	55	49
Gregg Sheppard	64	24	26	50	18
Mike Walton	56	25	22	47	37
Carol Vadnais	78	7	24	31	127
Dallas Smith	78	4	27	31	72
Terry O'Reilly	72	5	22	27	109
Ace Bailey	57	8	13	21	89
Don Awrey	78	2	17	19	90
Derek Sanderson	25	5	10	15	38
Fred O'Donnell	72	10	4	14	55
Doug Roberts	45	4	7	11	7
Nick Beverley	76	1	10	11	26
Gary Doak/Detroit	44	0	5	5	51
/Boston	5	0	0	0	2
/Total	49	0	5	5	53
Richie Leduc	5	1	1	2	2
Jacques Plante	8	0	2	2	2
Matt Ravlich	5	0	1	1	0
Ross Brooks	16	0	1	1	0
Ed Johnston	45	0	1	1	2
Chris Oddleifson	6	0	0	0	0
Ron Jones	7	0	0	0	2
John Adams	14	0	0	0	0

Goaltender	GP	MINS	W-L-T	GA	GAA
Jacques Plante	8	480	7-1-0	16	2.00
Ross Brooks	16	910	11-1-3	40	2.64
John Adams	14	780	9-3-1	39	3.00
Ed Johnston	45	2510	24-17-1	137	3.27



John Bucyk became the first Bruin to record 1,000 career NHL points on November 9, 1972.

1972-73 NOTABLES:

Home Record.....	27-10-2
Road Record.....	24-12-3
Overall Record.....	51-22-5

- The Bruins post their third consecutive season of 50+ wins.
- Phil Esposito wins the league's scoring title with Bobby Orr (third) and John Bucyk (eighth) also among the NHL leaders.
- Bobby Orr wins the Norris Trophy.
- Esposito and Orr are named to the First All-Star Team.
- November 9, 1972: John Bucyk becomes the seventh player in NHL history to record 1,000 NHL points as he scores a goal in an 8-3 win over Detroit.
- January 1, 1973: Bobby Orr sets a league record for assists by a defenseman in one game with six in an 8-2 win in Vancouver.
- January 14, 1973: Phil Esposito ties a club record with four goals in a 6-0 win over Buffalo.
- January 18, 1973: The club record for goals in a game is tied for the second straight game as John Bucyk scores four goals in a 9-7 loss to the NY Islanders.
- March 25, 1973: Phil Esposito hits the 50-goal mark for the third time in his career in a 6-1 win over Buffalo.

1973-74

Gm	Date	Opponent	Score
1	Oct. 10	Vancouver	W 6-4
2	13	at Detroit	W 9-4
3	14	NY Islanders	W 3-2
4	17	at Atlanta	L 3-4
5	21	Pittsburgh	W 8-2
6	23	at St. Louis	L 2-3

7	Oct. 25	Buffalo	W	9-4
8	27	at Toronto	W	3-2
9	28	Minnesota	T	3-3
10	31	at Minnesota	W	5-0
11	Nov. 3	at NY Islanders	L	4-6
12	4	California	W	4-1
13	7	at NY Rangers	L	3-7
14	8	Montreal	W	2-1
15	11	Vancouver	W	4-2
16	14	at Montreal	W	4-3
17	15	NY Rangers	W	10-2
18	17	Detroit	W	8-0
19	18	Atlanta	W	5-2
20	22	Philadelphia	W	4-2
21	25	Los Angeles	W	3-1
22	28	at Chicago	T	3-3
23	Dec. 2	NY Islanders	W	5-3
24	8	Buffalo	W	5-2
25	9	at Philadelphia	T	3-3
26	13	Minnesota	W	4-2
27	15	Vancouver	W	7-2
28	16	California	W	5-3
29	20	Pittsburgh	W	6-5
30	22	at Detroit	L	2-4
31	23	Toronto	W	4-3
32	29	at Los Angeles	L	1-4
33	30	at California	W	8-1
34	Jan. 1	at Vancouver	T	2-2
35	4	at NY Rangers	W	4-2
36	5	at NY Islanders	W	6-2
37	10	Chicago	T	2-2
38	12	Montreal	L	3-7
39	13	at Pittsburgh	W	5-3
40	16	at Chicago	T	5-5
41	19	at Montreal	W	8-0
42	20	Los Angeles	W	5-2
43	22	at St. Louis	W	1-0
44	24	Chicago	L	1-2
45	26	at NY Islanders	W	4-0
46	27	Philadelphia	W	5-3
47	31	Atlanta	W	4-2
48	Feb. 2	at Toronto	L	2-6
49	3	Pittsburgh	W	5-4
50	7	St. Louis	W	5-3
51	9	Philadelphia	W	5-3
52	10	Minnesota	W	4-0
53	13	at California	W	9-6
54	15	at Vancouver	W	4-2
55	16	at Los Angeles	W	5-2
56	20	at Minnesota	T	5-5
57	23	at Pittsburgh	W	6-2
58	24	at Buffalo	L	2-3
59	28	Detroit	W	8-1
60	Mar. 2	at Detroit	T	4-4
61	3	Toronto	L	4-6
62	5	at Atlanta	L	1-4
63	6	at St. Louis	W	8-0
64	9	at Los Angeles	T	4-4
65	10	at California	L	2-6
66	12	Buffalo	W	4-0
67	14	at Buffalo	W	4-3
68	16	at Toronto	W	5-2
69	17	NY Rangers	W	5-2
70	21	St. Louis	W	7-0
71	23	Atlanta	L	3-4
72	24	Montreal	W	6-3
73	27	at NY Rangers	W	3-2
74	30	at Philadelphia	L	3-5
75	31	Detroit	W	6-1
76	Apr. 3	at Chicago	L	2-6
77	6	at Montreal	L	2-6
78	7	Toronto	W	6-4

Player	GP	G	A	PTS	PIM
Phil Esposito	78	68	77	145	58
Bobby Orr	74	32	90	122	82
Ken Hodge	76	50	55	105	43
Wayne Cashman	78	30	59	89	111
John Bucyk	76	31	44	75	8
Bob Schmautz/Vancouver	49	26	19	45	58
/Boston	27	7	13	20	31
/Total	76	33	32	65	89
Carol Vadnais	78	16	43	59	123
Don Marcotte	78	24	26	50	18
Gregg Sheppard	75	16	31	47	21
Terry O'Reilly	76	11	24	35	94
Andre Savard	72	16	14	30	39
Dallas Smith	77	6	21	27	64
Dave Forbes	63	10	16	26	41
Chris Oddleifson	49	10	11	21	25
Derek Sanderson	29	8	12	20	48

REGULAR SEASON SCORING & RESULTS



Fred O'Donnell	43	5	7	12	43
Al Sims	77	3	9	12	22
Darryl Edestrand/Pittsburgh	3	0	0	0	0
/Boston	52	3	8	11	20
/Total	55	3	8	11	20
Richie Leduc	28	3	3	6	12
Gary Doak	69	0	4	4	44
Ken Broderick	5	0	1	1	0
Doug Roberts	7	0	1	1	2
Gilles Gilbert	54	0	1	1	9
Nick Beverley	1	0	0	0	0
Bob Gryp	1	0	0	0	0
Doug Gibson	2	0	0	0	0
Dave Hynes	3	0	0	0	0
Al Simmons	3	0	0	0	0
Ross Brooks	21	0	0	0	2

Goaltender	GP	MINS	W-L-T	GA	GAA
Ross Brooks	21	1170	16-3-0	46	2.36
Gilles Gilbert	54	3210	34-12-8	158	2.95
Ken Broderick	5	300	2-2-1	16	3.20



Ross Brooks tied an NHL record with a 14-game win streak in 1973-74.

1973-74 NOTABLES:

Home Record.....	33-4-2
Road Record.....	19-13-7
Overall Record.....	52-17-9

- The Bruins become the first team in league history to record 50-or-more wins in four straight seasons and they tie their own league record for home wins in a season.
- Phil Esposito wins his second Hart Trophy as league MVP.
- Bobby Orr wins the Norris Trophy for the seventh straight year and John Bucyk wins his second Lady Byng Trophy.
- Bobby Orr, Phil Esposito and Ken Hodge earn First Team All-Star honors while Wayne Cashman is named to the Second Team.
- The Bruins again post the league's top four scorers as Phil Esposito takes the Art Ross trophy followed by Bobby Orr, Ken Hodge and Wayne Cashman.
- November 15, 1973: Bobby Orr sets an NHL record for points in a game by a defenseman with a 3-4=7 night in a 10-2 win over NY Rangers. All of his goals come on the power play.
- November 17, 1973: Phil Esposito sets a modern NHL record for the fastest 20 goals when he scores his 20th of the season in just the 18th game.
- December 13, 1973: Phil Esposito sets a modern NHL record for the fastest 30 goals when he scores his 30th of the season in just the 26th game.
- December 30, 1973: Chris Oddleifson ties a club record and is the only rookie in team history to score four goals in a game in an 8-1 win in California.
- February 15, 1974: Phil Esposito has an assist in a 4-2 win in Vancouver to become the second Bruin to record 1,000 NHL points.
- February 20, 1974: Phil Esposito scores 50 goals in a season for the fourth time in a 5-5 tie at Minnesota.
- February 28, 1974: Ross Brooks ties Tiny Thompson's 1929-30 NHL record with his 14th straight win, an 8-1 victory over Detroit.
- April 6, 1974: Ken Hodge scores his 50th goal of the season in a 6-2 loss in Montreal.

1974-75

Gm	Date	Opponent	Score
1	Oct. 10	at Buffalo	L 5-9
2	13	Toronto	T 2-2
3	16	at Chicago	L 0-4
4	17	at Philadelphia	W 4-1
5	20	California	W 5-0

6	Oct. 23	at Pittsburgh	T 5-5
7	24	St. Louis	T 4-4
8	27	Kansas City	W 8-2
9	30	at Minnesota	T 3-3
10	Nov. 2	at NY Islanders	L 2-3
11	3	Minnesota	W 10-1
12	5	Buffalo	T 2-2
13	7	Washington	W 10-4
14	10	Atlanta	W 4-3
15	12	at St. Louis	L 3-4
16	14	Montreal	L 1-4
17	16	Buffalo	W 7-5
18	17	at Detroit	W 5-2
19	21	California	W 4-2
20	23	at NY Rangers	W 5-2
21	24	Vancouver	W 7-4
22	27	at California	W 3-1
23	30	at Los Angeles	L 0-2
24	Dec. 4	at Montreal	T 4-4
25	5	Detroit	L 4-6
26	8	Pittsburgh	W 3-2
27	10	at Kansas City	W 6-2
28	12	Los Angeles	W 8-1
29	14	Washington	W 12-1
30	15	NY Islanders	W 5-2
31	17	Atlanta	W 5-3
32	19	NY Rangers	W 11-3
33	21	at Toronto	L 4-8
34	22	Detroit	W 5-4
35	27	at California	L 2-5
36	28	at Vancouver	L 4-6
37	Jan. 2	at Los Angeles	W 5-2
38	4	at Minnesota	W 8-0
39	7	at Washington	T 3-3
40	9	Vancouver	W 5-1
41	11	Chicago	W 5-1
42	15	at Montreal	L 3-5
43	16	Los Angeles	L 1-4
44	18	at Pittsburgh	T 4-4
45	19	Toronto	W 6-3
46	23	Kansas City	L 2-3
47	26	Philadelphia	T 2-2
48	27	at Kansas City	T 3-3
49	30	California	W 6-0
50	Feb. 1	at Toronto	L 2-3
51	2	Philadelphia	W 5-1
52	5	at Atlanta	T 3-3
53	6	Minnesota	W 3-2
54	8	at Detroit	W 8-5
55	9	NY Islanders	W 5-1
56	12	at Chicago	L 3-8
57	13	at Buffalo	L 1-3
58	16	at Philadelphia	L 3-4
59	18	at Vancouver	W 3-1
60	21	at California	L 4-6
61	22	at Los Angeles	L 0-6
62	25	Pittsburgh	W 6-4
63	27	Detroit	W 9-4
64	Mar. 2	Chicago	W 6-2
65	4	at Washington	W 8-0
66	7	at Atlanta	W 4-2
67	9	Atlanta	W 5-2
68	11	NY Rangers	W 6-3
69	12	at Pittsburgh	L 3-5
70	15	at NY Islanders	L 1-3
71	16	St. Louis	W 7-2
72	19	at Montreal	L 1-2
73	22	Washington	W 8-2
74	23	at NY Rangers	L 5-7
75	26	at St. Louis	L 1-3
76	29	at Toronto	T 1-1
77	30	Montreal	T 2-2
78	Apr. 1	Buffalo	L 1-3
79	3	at Buffalo	L 2-4
80	6	Toronto	T 4-4

Player	GP	G	A	PTS	PIM
Bobby Orr	80	46	89	135	101
Phil Esposito	79	61	66	127	62
John Bucyk	78	29	52	81	10
Gregg Sheppard	76	30	48	78	19
Carol Vadnais	79	18	56	74	129
Ken Hodge	72	23	43	66	90
Don Marcotte	80	31	33	64	76
Bobby Schmautz	56	21	30	51	63
Andre Savard	77	19	25	44	45
Terry O'Reilly	68	15	20	35	148
Hank Nowak/Detroit	56	8	14	22	69
/Boston	21	4	7	11	26
/Total	77	12	21	33	95
Wayne Cashman	42	11	22	33	24


Dave Forbes	69	18	12	30	80
Dallas Smith	79	3	20	23	84
Earl Anderson/Detroit	45	7	3	10	12
/Boston	19	2	4	6	4
/Total	64	9	7	16	16
Al Sims	65	4	8	12	73
Darryl Edestrand	68	1	9	10	56
Walt McKechnie	53	3	3	6	8
Dave Hynes	19	4	0	4	2
Rod Graham	14	2	1	3	7
Steve Langdon	1	0	1	1	0
Gilles Gilbert	53	0	1	1	10
Gordie Clark	1	0	0	0	0
Jack Rathwell	1	0	0	0	0
Craig Sarner	7	0	0	0	0
Ken Broderick	15	0	0	0	2

Goaltender	GP	MINS	W-L-T	GA	GAA
Ken Broderick	15	804	7-6-0	32	2.39
Ross Brooks	17	967	10-3-3	48	2.98
Gilles Gilbert	53	3029	23-17-11	158	3.13

1974-75 NOTABLES:

Home Record.....	29-5-6
Road Record.....	11-21-8
Overall Record.....	40-26-14

- Bobby Orr takes the Art Ross scoring title, wins his eighth straight Norris Trophy and eighth First Team All-Star berth.
- Phil Esposito finishes second in the league's scoring race and is named to the Second All-Star Team.
- November 3, 1974: The Bruins have ten different goal scorers in a 10-1 victory over Minnesota.
- December 19, 1974: Phil Esposito ties a club record for points in a game with a 3-4=7 effort in an 11-3 victory over NY Rangers.
- December 22, 1974: Phil Esposito scores his 500th NHL goal vs. Detroit. He is the first Bruin to reach that milestone and just the sixth NHL player overall.
- February 8, 1975: Phil Esposito scores his 50th goal in an 8-5 win in Detroit and adds an assist for his 100th point of the year. He joins Bobby Hull as the only NHL players with five 50-goal seasons.
- March 4, 1975: A hip injury forces John Bucyk out of the lineup in Washington and snaps his club-record streak of consecutive games played at 418 dating back to January 23, 1969.
- March 9, 1975: Bobby Orr sets an NHL record for goals in a season by a defenseman with his 38th of the year in a 5-2 win over Atlanta. He would finish the season with 46.



Bobby Orr won his eighth and final Norris Trophy in 1974-75 after setting a league record for goals by a defenseman with 46.

1975-76

Gm	Date	Opponent	Score
1	Oct. 9	Montreal	L 4-9
2	12	NY Islanders	T 3-3
3	16	at Detroit	T 2-2
4	18	at NY Islanders	W 5-2
5	19	Toronto	W 3-0
6	23	Kansas City	L 2-3
7	25	at Montreal	L 2-6
8	26	Detroit	W 7-3
9	30	St. Louis	W 3-2
10	Nov. 1	at Philadelphia	L 1-8
11	2	California	W 5-0
12	5	at Buffalo	L 0-4
13	8	at Vancouver	L 2-4
14	9	at California	W 6-3
15	13	Minnesota	W 6-0
16	15	at Atlanta	W 5-3


REGULAR SEASON SCORING & RESULTS



17	Nov.	16	Kansas City	W	4-2
18		19	at Detroit	T	3-3
19		20	NY Islanders	T	2-2
20		23	Toronto	T	3-3
21		25	Los Angeles	W	4-2
22		26	at NY Rangers	W	6-4
23		29	at Chicago	T	4-4
24		30	Pittsburgh	W	4-2
25	Dec.	4	Washington	W	3-2
26		6	at Toronto	W	4-2
27		7	Montreal	T	2-2
28		11	NY Rangers	L	1-5
29		13	at Pittsburgh	T	4-4
30		14	Vancouver	W	3-2
31		17	at Washington	W	3-2
32		20	Buffalo	W	5-3
33		21	Atlanta	L	1-2
34		23	Los Angeles	L	3-4
35		26	at Buffalo	W	6-3
36		28	at Philadelphia	W	4-2
37		31	at Minnesota	W	6-1
38	Jan.	2	at Vancouver	T	4-4
39		3	at Los Angeles	W	3-0
40		10	California	W	3-2
41		11	at Washington	W	7-4
42		13	Pittsburgh	W	6-2
43		15	Los Angeles	W	4-0
44		17	at St. Louis	L	5-7
45		22	Buffalo	W	5-3
46		24	at Detroit	W	6-1
47		25	Philadelphia	W	5-3
48		29	Chicago	W	5-3
49		30	at Atlanta	W	4-2
50	Feb.	1	Atlanta	W	5-3
51		5	Pittsburgh	W	5-1
52		7	at Toronto	L	4-11
53		8	Detroit	W	7-0
54		11	at Minnesota	W	5-2
55		13	at California	W	6-5
56		15	at Chicago	W	4-1
57		18	at Kansas City	T	3-3
58		21	at NY Islanders	W	2-1
59		22	at NY Rangers	W	5-2
60		26	St. Louis	W	4-2
61		27	at Washington	T	3-3
62		29	Vancouver	W	5-3
63	Mar.	3	at Los Angeles	W	5-3
64		5	at California	L	3-4
65		7	Washington	W	4-3
66		9	at Atlanta	L	0-9
67		11	Toronto	W	6-2
68		13	at Montreal	L	2-4
69		14	California	W	4-2
70		16	at St. Louis	T	3-3
71		18	at Kansas City	W	5-2
72		20	NY Rangers	W	8-1
73		24	at Pittsburgh	T	5-5
74		25	Chicago	W	4-2
75		27	Philadelphia	T	4-4
76		28	Montreal	T	2-2
77		30	Buffalo	T	4-4
78	Apr.	1	at Buffalo	L	2-7
79		3	at Toronto	W	4-2
80		4	Minnesota	T	2-2

Player	GP	G	A	PTS	PIM
Jean Ratelle/NY Rangers	13	5	10	15	2
/Boston	67	31	59	90	16
/Total	80	36	69	105	18
John Bucyk	77	36	47	83	20
Gregg Sheppard	70	31	43	74	28
Wayne Cashman	80	28	43	71	87
Bobby Schmautz	75	28	34	62	116
Ken Hodge	72	25	36	61	42
Brad Park/NY Rangers	13	2	4	6	23
/Boston	43	16	37	53	95
/Total	56	18	41	59	118
Terry O'Reilly	80	23	27	50	150
Andre Savard	79	17	23	40	60
Don Marcotte	58	16	20	36	24
Dallas Smith	77	7	25	32	103
Dave Forbes	79	16	13	29	52
Doug Gibson	50	7	18	25	0
Darryl Edestrand	77	4	17	21	103
Bobby Orr	10	5	13	18	22
Phil Esposito	12	6	10	16	8
Hank Nowak	66	7	3	10	41
Joe Zanus	60	1	7	8	30
Al Sims	48	4	3	7	43
Carol Vadnais	12	2	5	7	17
Gary Doak	58	1	6	7	60

Doug Halward	22	1	5	6	6
Barry Smith	19	1	0	1	2
Kent Ruhne	2	0	1	1	0
Earl Anderson	5	0	1	1	2
Gordie Clark	7	0	1	1	0
Al Simmons	7	0	1	1	21
Rick Adduono	1	0	0	0	0
Stan Jonathan	1	0	0	0	0
Paul O'Neil	1	0	0	0	0
Ray Maluta	2	0	0	0	2
Mike Milbury	3	0	0	0	9
Steve Langdon	4	0	0	0	2
Dave Reece	14	0	0	0	0
Gerry Cheevers	15	0	0	0	2
Gilles Gilbert	55	0	0	0	18
Goaltender	GP	MINS	W-L-T	GA	GAA
Gerry Cheevers	15	900	8-2-5	41	2.73
Gilles Gilbert	55	3123	33-8-10	151	2.90
Dave Reece	14	777	7-5-2	43	3.32



Gilles Gilbert set an NHL record with a 17-game win streak in 1975-76.

1975-76 NOTABLES:

Home Record.....	27-5-8
Road Record.....	21-10-9
Overall Record.....	48-15-17

- The Bruins win the Adams Division title with a 48-15-17 record.
- Brad Park is named a First Team NHL All-Star after coming to the team in November, 1975 in one of the biggest trades in NHL history.
- Jean Ratelle, who came to the Bruins with Park in the Esposito trade, wins the Lady Byng Trophy.
- Don Cherry wins the Jack Adams Trophy.
- October 30, 1975: John Bucyk scores his 500th NHL goal in a 3-2 win over St. Louis. He is the second Bruin and seventh player overall to reach that milestone.
- November 5, 1975: Phil Esposito plays his final game as a Bruin in a 4-0 loss in Buffalo.
- November 26, 1975: Bobby Orr plays his final game in a Bruins uniform in a 6-4 win at NY Rangers.
- February 7, 1976: Toronto's Darryl Sittler sets an NHL record with six goals and four assists for ten points in an 11-4 Maple Leafs victory.
- February 29, 1976: Gilles Gilbert sets an NHL record with his 17th consecutive victory, a 5-3 win over Vancouver. The streak would be snapped with a 4-3 loss in California on March 5.
- March 30, 1976: Jean Ratelle scores a goal for his 100th point of the season in a 4-4 tie with Buffalo.

1976-77

Gm	Date	Opponent	Score
1	Oct. 7	Minnesota	W 6-2
2	9	at Toronto	L 5-7
3	10	Cleveland	W 4-3
4	13	at NY Rangers	W 5-1
5	15	Toronto	W 5-3
6	17	Montreal	W 5-3
7	19	at St. Louis	L 5-6
8	20	at Colorado	W 2-1
9	23	at Los Angeles	W 4-2
10	27	at NY Rangers	W 4-3
11	30	at Montreal	W 4-3
12	31	at Buffalo	L 1-4
13	Nov. 4	Chicago	W 7-5
14	7	Vancouver	W 3-1
15	10	at Detroit	W 6-4
16	11	NY Islanders	T 2-2
17	14	Colorado	W 5-3
18	18	Washington	W 3-2
19	19	at Washington	W 4-1

20	Nov.	21	Detroit	W	4-2
21		24	at Pittsburgh	W	4-0
22		25	Vancouver	W	4-2
23		27	at Toronto	L	2-4
24		30	Buffalo	L	2-6
25	Dec.	1	at Chicago	W	5-3
26		3	at Atlanta	L	1-3
27		5	Washington	T	5-5
28		9	Philadelphia	L	1-3
29		11	at Philadelphia	L	3-4
30		12	Detroit	L	3-5
31		16	St. Louis	W	5-2
32		18	at Cleveland	L	4-6
33		19	Pittsburgh	W	6-3
34		21	at NY Islanders	L	0-3
35		23	NY Rangers	T	3-3
36		26	Cleveland	W	6-3
37		29	at Vancouver	W	8-1
38	Jan.	1	at Los Angeles	L	2-5
39		5	at Cleveland	W	3-2
40		8	at Minnesota	L	1-3
41		9	at Chicago	W	4-2
42		11	at Washington	W	3-2
43		13	Los Angeles	W	4-3
44		15	Minnesota	T	3-3
45		17	Montreal	W	7-3
46		20	NY Islanders	L	3-4
47		21	at Cleveland	W	5-2
48		23	Atlanta	W	3-0
49		27	Colorado	L	4-6
50		29	Toronto	T	3-3
51		30	at Pittsburgh	L	2-5
52	Feb.	1	at St. Louis	T	3-3
53		3	St. Louis	W	5-4
54		4	at Atlanta	L	3-6
55		6	Washington	W	5-2
56		10	at Buffalo	L	3-4
57		12	at Montreal	L	3-8
58		13	Cleveland	W	4-2
59		16	at Vancouver	W	7-3
60		19	at Los Angeles	L	0-2
61		23	at Minnesota	L	1-2
62		25	at Colorado	W	5-2
63		27	at Pittsburgh	T	2-2
64	Mar.	1	Detroit	W	8-3
65		3	at NY Rangers	W	4-1
66		5	Buffalo	W	3-1
67		6	Chicago	W	6-2
68		8	Atlanta	W	3-2
69		10	NY Rangers	W	10-3
70		12	at Philadelphia	W	3-1
71		13	Los Angeles	T	2-2
72		17	Buffalo	W	4-2
73		21	Montreal	L	1-5
74		23	at Detroit	W	6-0
75		24	Philadelphia	L	2-6
76		26	at Toronto	W	7-5
77		27	Pittsburgh	W	3-0
78		30	at Buffalo	W	4-3
79	Apr.	2	at NY Islanders	W	5-3
80		3	Toronto	W	7-4

Player	GP	G	A	PTS	PIM
Jean Ratelle	78	33	61	94	22
Peter McNab	80	38	48	86	11
Gregg Sheppard	77	31	36	67	20
Brad Park	77	12	55	67	67
Terry O'Reilly	79	14	41	55	147
Bobby Schmautz	57	23	29	52	62
Wayne Cashman	65	15	37	52	76
Don Marcotte	80	27	18	45	20
John Bucyk	49	20	23	43	12
Rick Middleton	72	20	22	42	2
Stan Jonathan	69	17	13	30	69
Matti Hagman	75	11	17	28	0
Mike Milbury	77	6	18	24	166
Rick Smith	46	6	16	22	30
Dallas Smith	58	2	20	22	40
Earl Anderson	40	10	11	21	4
Dave Forbes	73	9	11	20	47
Gary Doak	76	3	13	16	107
Hank Nowak	24	7	5	12	14
John Wensink	23	4	6	10	32
Ray Maluta	23	2	3	5	4
Doug Halward	18	2	2	4	6
Gerry Cheevers	45	0	4	4	46
Darryl Edestrand	17	0	3	3	16
Joe Zanus	8	0	1	1	8
Gilles Gilbert	34	0	1	1	15
Clayton Pachal	1	0	0	0	12
Jim Pettie	1	0	0	0	0

REGULAR SEASON SCORING & RESULTS



Al Sims	1	0	0	0	0
Goaltender	GP	MINS	W-L-T	GA	GAA
Gilles Gilbert	34	2040	18-13-3	97	2.85
Jim Pettie	1	60	1-0-0	3	3.00
Gerry Cheevers	45	2700	30-10-5	137	3.04

1976-77 NOTABLES:

Home Record.....	27-7-6
Road Record.....	22-16-2
Overall Record.....	49-23-8

- The Bruins take their second straight Adams Division crown.
- November 30, 1976: A 6-2 loss to Buffalo snaps a 31-game home unbeaten streak at 26-0-5 spanning two seasons. It is Boston's first home loss since a 4-3 setback to Los Angeles on December 23, 1975 and is their first in the calendar year of 1976.
- February 19, 1976: The Bruins and Kings play a penalty-free game as Los Angeles takes a 2-0 win. It is the first penalty-free game involving the Bruins since January 30, 1966.
- March 1, 1977: Mike Milbury ties a team rookie record with four assists in an 8-3 win vs. Detroit.
- March 24, 1977: Mike Milbury sets a club single-season penalty minute record as a fighting major and game misconduct give him 162 on the season.
- April 3, 1977: Jean Ratelle has two assists in a 8-4 win over Toronto to become the third Bruin to record 1,000 NHL points.



Jean Ratelle became the third Bruin to record 1,000 NHL points with a two-assist effort on April 3, 1977.

1977-78

Gm	Date	Opponent	Score
1	Oct. 13	Atlanta	T 2-2
2	15	at NY Islanders	L 1-3
3	16	Montreal	L 0-2
4	19	at St. Louis	W 7-3
5	22	at Los Angeles	W 4-3
6	23	at Vancouver	T 3-3
7	25	at Colorado	T 4-4
8	26	at Minnesota	L 0-3
9	29	at Pittsburgh	W 5-3
10	Nov. 3	Buffalo	L 1-4
11	5	at Montreal	L 2-5
12	6	NY Islanders	W 5-3
13	10	Los Angeles	W 5-2
14	12	at Atlanta	W 6-3
15	13	Cleveland	W 3-1
16	17	Vancouver	T 4-4
17	19	at Toronto	W 3-1
18	20	Chicago	W 1-0
19	23	at Buffalo	W 2-0
20	24	Washington	W 6-0
21	26	NY Rangers	W 3-2
22	27	St. Louis	W 4-1
23	Dec. 1	Minnesota	W 4-2
24	3	at Cleveland	T 4-4
25	4	Toronto	W 3-1
26	8	Detroit	W 6-4
27	10	Pittsburgh	W 6-2
28	11	at NY Rangers	W 8-2
29	15	at Philadelphia	L 4-6
30	17	at NY Islanders	L 1-4
31	18	Cleveland	W 2-1
32	21	Colorado	W 6-3
33	23	Philadelphia	W 6-1
34	27	at Washington	W 6-3
35	28	at Cleveland	T 5-5
36	31	at Detroit	W 7-0

37	Jan. 4	at Chicago	W 3-0
38	7	at Minnesota	W 3-1
39	8	at Buffalo	L 3-5
40	10	NY Rangers	L 2-3
41	12	Los Angeles	W 6-1
42	14	at Montreal	L 3-5
43	19	Washington	W 4-1
44	21	Detroit	W 7-1
45	22	Cleveland	L 2-3
46	26	Colorado	W 4-3
47	27	at Washington	W 5-2
48	29	Pittsburgh	W 8-2
49	Feb. 1	at St. Louis	W 5-3
50	2	at Buffalo	L 1-3
51	4	at Pittsburgh	W 8-1
52	5	Toronto	T 3-3
53	9	at Detroit	W 5-3
54	15	at Toronto	W 4-2
55	18	at Chicago	L 2-4
56	21	at Colorado	W 3-2
57	22	at Vancouver	W 6-4
58	25	at Los Angeles	W 4-2
59	28	Philadelphia	T 4-4
60	Mar. 2	Atlanta	W 4-3
61	4	Buffalo	W 7-3
62	5	Vancouver	W 6-3
63	7	St. Louis	W 7-2
64	9	at Detroit	T 2-2
65	11	at Philadelphia	L 2-6
66	12	Los Angeles	W 9-3
67	16	Minnesota	W 7-2
68	18	at NY Rangers	W 6-3
69	19	Toronto	W 6-4
70	21	at Cleveland	W 5-3
71	23	Chicago	W 7-0
72	25	at Atlanta	L 3-6
73	26	Montreal	T 2-2
74	28	at Washington	T 4-4
75	30	Pittsburgh	W 6-3
76	Apr. 1	at Montreal	L 1-7
77	2	NY Rangers	W 8-3
78	6	Buffalo	L 2-5
79	8	at Toronto	W 3-1
80	9	NY Islanders	L 2-5

Player	GP	G	A	PTS	PIM
Terry O'Reilly	77	29	61	90	211
Jean Ratelle	80	25	59	84	10
Peter McNab	79	41	39	80	4
Brad Park	80	22	57	79	79
Wayne Cashman	76	24	38	62	69
Rick Middleton	79	25	35	60	8
Gregg Sheppard	54	23	36	59	24
Bobby Schmautz	54	27	27	54	87
Don Marcotte	77	20	34	54	16
Stan Jonathan	68	27	25	52	116
Bob Miller	76	20	20	40	41
Mike Milbury	80	8	30	38	151
John Wensink	80	16	20	36	181
Rick Smith	79	7	29	36	69
John Bucyk	53	5	13	18	18
Gary Doak	61	4	13	17	50
Dennis O'Brien/Minnesota	13	0	2	2	32
/Colorado	16	0	2	2	12
/Cleveland	23	0	3	3	31
/Boston	16	2	3	5	29
/Total	68	2	10	12	104
Matti Hagman	15	4	1	5	2
Mike Forbes	32	0	4	4	15
Dwight Foster	14	2	1	3	6
Doug Halward	25	0	2	2	2
Gerry Cheevers	21	0	1	1	14
Gilles Gilbert	25	0	1	1	8
Ron Grahame	40	0	1	1	0
Darryl Edestrand	1	0	0	0	0
Jim Pettie	1	0	0	0	6
Steve Langdon	2	0	0	0	0
Clayton Pachal	10	0	0	0	14
Goaltender	GP	MINS	W-L-T	GA	GAA
Gilles Gilbert	25	1326	15-6-2	56	2.53
Gerry Cheevers	21	1086	10-5-2	48	2.65
Ron Grahame	40	2328	26-6-7	107	2.76
Jim Pettie	1	60	0-1-0	6	6.00

1977-78 NOTABLES:

Home Record.....	29-6-5
Road Record.....	22-12-6
Overall Record.....	51-18-11

- The Bruins set a league record with 11 players scoring 20-or-more goals.
- Brad Park is named a First Team NHL All-Star.
- Terry O'Reilly finishes seventh overall in the league's scoring race.
- December 15, 1977: A 6-4 loss in Philadelphia snaps Boston's 17-game unbeaten streak at 15-0-2.
- April 2, 1978: Wayne Cashman ties a club record with four goals in an 8-3 win over NY Rangers.



Terry O'Reilly led the team in points and penalty minutes in 1977-78, becoming only the second player in team history to do so.

1978-79

Gm	Date	Opponent	Score
1	Oct.	12 Pittsburgh	W 8-2
2		14 at Pittsburgh	T 4-4
3		15 Toronto	W 4-2
4		18 at Los Angeles	W 3-2
5		20 at Vancouver	W 5-1
6		22 at Chicago	L 5-6
7		24 at St. Louis	W 7-2
8		25 at Minnesota	T 2-2
9		28 at Toronto	W 5-3
10	Nov.	2 NY Islanders	W 4-1
11		4 Philadelphia	L 3-7
12		5 Montreal	T 1-1
13		9 Washington	W 6-2
14		11 at Detroit	L 1-7
15		12 at Buffalo	T 4-4
16		16 Toronto	L 4-6
17		17 at Atlanta	W 6-2
18		19 St. Louis	W 5-2
19		23 Buffalo	W 5-2
20		25 at Washington	T 5-5
21		26 Atlanta	W 4-2
22		30 at Buffalo	W 4-3
23	Dec.	2 Philadelphia	W 5-3
24		3 at NY Rangers	W 3-2
25		5 at Toronto	W 5-1
26		7 Detroit	W 6-5
27		9 at Philadelphia	L 2-9
28		10 Minnesota	T 4-4
29		12 Vancouver	W 7-3
30		14 Washington	W 5-2
31		16 NY Rangers	W 4-1
32		17 at NY Rangers	W 4-1
33		21 Colorado	W 4-2
34		23 Buffalo	W 6-4
35		27 at Toronto	T 1-1
36		30 at Montreal	L 1-6
37		31 at Buffalo	W 7-3
38	Jan.	3 at Chicago	W 6-3
39		5 at Colorado	W 5-3
40		6 at Minnesota	W 5-2
41		11 Minnesota	W 6-4
42		13 at Pittsburgh	L 3-5
43		14 Los Angeles	L 3-6
44		16 at St. Louis	L 2-5
45		18 St. Louis	W 4-0
46		20 Buffalo	L 1-2
47		22 Atlanta	W 3-1
48		25 NY Islanders	L 2-4
49		27 at Montreal	L 1-3
50		28 Los Angeles	L 3-5
51		31 at Chicago	T 2-2
52	Feb.	1 Chicago	W 6-1
53		3 at NY Islanders	T 4-4
54		4 Vancouver	W 6-1
55		14 at NY Rangers	L 1-5
56		15 at Philadelphia	L 3-5
57		17 at Minnesota	T 3-3
58		20 at Colorado	W 5-3


REGULAR SEASON SCORING & RESULTS



59	Feb.	21	at Los Angeles	L	1-3
60		24	at Vancouver	W	4-3
61		27	Colorado	L	2-4
62	Mar.	1	Philadelphia	T	4-4
63		3	Minnesota	W	5-0
64		4	at Detroit	W	6-4
65		8	at Atlanta	L	5-7
66		10	at Minnesota	W	4-3
67		11	NY Islanders	T	4-4
68		13	at NY Islanders	L	2-7
69		15	NY Rangers	L	4-7
70		17	Chicago	W	4-2
71		19	Toronto	W	4-3
72		22	Pittsburgh	L	1-3
73		24	Detroit	W	5-2
74		28	at Buffalo	L	2-9
75		29	Minnesota	W	7-4
76		31	at Washington	W	4-1
77	Apr.	1	Montreal	T	3-3
78		4	at Toronto	T	3-3
79		5	Buffalo	L	3-9
80		8	Toronto	W	6-3

Player	GP	G	A	PTS	PIM
Rick Middleton	71	38	48	86	7
Peter McNab	76	35	45	80	10
Terry O'Reilly	80	26	51	77	205
Jean Ratelle	80	27	45	72	12
Wayne Cashman	75	27	40	67	63
Bob Miller	77	15	33	48	30
Don Marcotte	79	20	27	47	10
John Wensink	76	28	18	46	106
Bobby Schmautz	65	20	22	42	77
Brad Park	40	7	32	39	10
Mike Milbury	74	1	34	35	149
Dick Redmond	64	7	26	33	21
Al Sims	67	9	20	29	28
Rick Smith	65	7	18	25	46
Mike Walton/St. Louis	22	7	11	18	6
/Boston	14	4	2	6	0
/Total	36	11	13	24	6
Dwight Foster	44	11	13	24	14
Al Secord	71	16	7	23	125
Gary Doak	63	6	11	17	28
Stan Jonathan	33	6	9	15	96
Dennis O'Brien	64	2	8	10	107
Bill Bennett	7	1	4	5	2
Tom Songin	17	3	1	4	0
Gerry Cheevers	43	0	2	2	23
Graeme Nicolson	1	0	0	0	0
Ab DeMarco	3	0	0	0	0
Jim Pettie	19	0	0	0	17
Gilles Gilbert	23	0	0	0	16

Goaltender	GP	MINS	W-L-T	GA	GAA
Gerry Cheevers	43	2509	23-9-10	132	3.16
Gilles Gilbert	23	1254	12-8-2	74	3.54
Jim Pettie	19	1037	8-6-2	62	3.59



Rick Middleton led the team in goals and points in the 1978-79 season.

1978-79 NOTABLES:

Home Record.....	25-10-5
Road Record.....	18-13-9
Overall Record.....	43-23-14

- The Bruins win their fourth straight Adams Division title.
- December 30, 1978: Gerry Cheevers' 16-game unbeaten streak is snapped at 12-0-4 with a 6-1 loss in Montreal.
- January 9, 1979: Bobby Orr's number 4 jersey is retired in ceremonies prior to the Bruins' hosting of the Soviet Wings in an exhibition game.
- March 17, 1979: Brad Park ties a club record with four assists in the first period as he assists on all Boston goals in

a 4-2 win over Chicago.

1979-80

Gm	Date	Opponent	Score
1	Oct. 11	Winnipeg	W 4-0
2	13	at Washington	W 5-2
3	14	Pittsburgh	L 1-4
4	18	NY Islanders	W 3-2
5	20	Los Angeles	W 5-4
6	23	at St. Louis	T 5-5
7	26	at Winnipeg	L 2-3
8	28	at Chicago	W 4-1
9	30	at Los Angeles	T 4-4
10	Nov. 2	at Vancouver	T 3-3
11	4	at Edmonton	W 2-1
12	8	Edmonton	W 4-2
13	10	at Pittsburgh	W 6-1
14	11	Atlanta	W 6-3
15	15	Washington	W 3-2
16	17	at Toronto	W 2-0
17	18	Hartford	W 5-4
18	20	at Quebec	W 5-3
19	22	Quebec	W 7-4
20	24	at Montreal	L 1-3
21	25	Montreal	W 4-2
22	27	Buffalo	L 2-5
23	Dec. 1	at Detroit	L 3-6
24	2	Colorado	L 3-5
25	4	at Philadelphia	T 2-2
26	6	at NY Islanders	L 3-4
27	9	Vancouver	W 5-3
28	13	Detroit	T 6-6
29	15	Chicago	L 1-2
30	16	at Buffalo	W 5-1
31	20	Toronto	W 10-0
32	22	Philadelphia	L 2-5
33	23	at NY Rangers	W 4-3
34	26	at Atlanta	W 5-3
35	30	at Chicago	L 3-5
36	Jan. 2	at Minnesota	L 1-2
37	4	at Winnipeg	W 2-1
38	8	at Colorado	T 2-2
39	10	St. Louis	L 4-7
40	12	Atlanta	W 5-3
41	13	Colorado	W 6-2
42	16	at Quebec	W 3-1
43	17	Edmonton	W 7-1
44	19	NY Rangers	W 6-3
45	21	Minnesota	W 3-0
46	24	Buffalo	W 4-3
47	26	at Pittsburgh	W 6-4
48	27	Pittsburgh	L 3-5
49	30	at Hartford	L 2-8
50	31	NY Islanders	W 4-2
51	Feb. 2	Quebec	W 7-2
52	3	at Philadelphia	T 3-3
53	7	Toronto	W 8-6
54	9	Chicago	W 5-2
55	10	Montreal	L 2-3
56	14	at Buffalo	T 3-3
57	16	at Colorado	W 5-3
58	20	at Los Angeles	L 0-3
59	23	at Vancouver	T 4-4
60	24	at Edmonton	W 4-2
61	27	at Hartford	W 6-3
62	28	NY Rangers	L 2-5
63	Mar. 1	Los Angeles	W 4-0
64	2	at NY Rangers	L 1-2
65	5	at Detroit	W 5-3
66	8	at NY Islanders	W 5-3
67	9	Hartford	T 1-1
68	12	at Washington	L 4-6
69	13	Detroit	W 4-2
70	15	Vancouver	T 2-2
71	16	Washington	T 3-3
72	18	at St. Louis	T 3-3
73	19	at Minnesota	L 4-7
74	22	at Atlanta	W 5-2
75	23	Philadelphia	W 7-2
76	27	St. Louis	W 7-1
77	30	Winnipeg	W 3-1
78	Apr. 2	at Toronto	W 5-2
79	5	at Montreal	L 1-6
80	6	Minnesota	W 4-2

Player	GP	G	A	PTS	PIM
Rick Middleton	80	40	52	92	24
Peter McNab	74	40	38	78	10
Jean Ratelle	67	28	45	73	8

Ray Bourque	80	17	48	65	73
Terry O'Reilly	71	19	42	61	265
Dick Redmond	76	14	33	47	39
Bob Miller	80	16	25	41	53
Stan Jonathan	79	21	19	40	208
Al Secord	77	23	16	39	170
Dwight Foster	57	10	28	38	42
Bobby Lalonde/Atlanta	3	0	1	1	2
/Boston	71	10	25	35	28
/Total	74	10	26	36	30
Wayne Cashman	44	11	21	32	19
Craig MacTavish	46	11	17	28	8
Rick Smith	78	8	18	26	62
Mike Milbury	72	10	13	23	59
Brad Park	32	5	16	21	27
John Wensink	69	9	11	20	110
Brad McCrimmon	72	5	11	16	94
Don Marcotte	32	4	11	15	0
Bobby Schmautz	20	8	6	14	8
Gary Doak	52	0	5	5	45
Tom Songin	17	1	3	4	16
Gilles Gilbert	33	0	1	1	10
Marco Baron	1	0	0	0	0
Doug Morrison	1	0	0	0	0
Jim Stewart	1	0	0	0	0
Dennis O'Brien	3	0	0	0	2
Yves Belanger	8	0	0	0	0
Gerry Cheevers	42	0	0	0	62

Goaltender	GP	MINS	W-L-T	GA	GAA
Gilles Gilbert	33	1933	20-9-3	88	2.73
Gerry Cheevers	42	2479	24-11-7	116	2.81
Marco Baron	1	40	0-0-0	2	3.00
Yves Belanger	8	328	2-0-3	19	3.48
Jim Stewart	1	20	0-1-0	5	15.00



Peter McNab hit the 40-goal mark for the second time in his career in 1979-80.

1979-80 NOTABLES:

Home Record.....	27-9-4
Road Record.....	19-12-9
Overall Record.....	46-21-13

- Ray Bourque becomes the first non-goaltender in league history to win the Calder Trophy and be named a First Team All-Star in the same season.
- Bourque sets an NHL record for points in a season by a rookie defenseman with 65.
- October 11, 1979: Ray Bourque plays his first NHL game and records his first NHL points with a goal and an assist in a 4-0 victory over Winnipeg.
- February 7, 1980: Ray Bourque has three assists in an 8-6 win over Toronto to set a new team single-season rookie assists record.
- March 5, 1980: Ray Bourque has a goal and two assists to set a new team single-season rookie points mark.
- March 13, 1980: John Bucyk's number 9 is retired by the team in pre-game ceremonies.
- April 2, 1980: Gerry Cheevers gets a two-minute delay of game penalty to set a new NHL single-season goaltender penalty minutes record at 62.

1980-81

Gm	Date	Opponent	Score
1	Oct. 9	NY Rangers	W 7-2
2	11	at NY Islanders	L 2-5
3	12	Montreal	W 3-2
4	15	at Minnesota	L 2-3
5	16	at Calgary	L 1-2
6	18	at St. Louis	L 2-3
7	22	at Los Angeles	L 0-4
8	24	at Vancouver	L 2-3

REGULAR SEASON SCORING & RESULTS



9	Oct.	26	at Winnipeg	T	7-7
10		30	Calgary	L	1-3
11	Nov.	2	at Philadelphia	L	2-4
12		6	NY Islanders	L	2-4
13		9	Pittsburgh	W	7-4
14		11	at Detroit	T	4-4
15		13	Winnipeg	T	5-5
16		15	at Pittsburgh	W	7-4
17		16	Philadelphia	W	1-0
18		20	Colorado	W	4-2
19		22	at Washington	T	2-2
20		23	Toronto	T	5-5
21		26	at NY Rangers	L	4-6
22		27	Pittsburgh	T	3-3
23		29	Edmonton	W	6-3
24	Dec.	2	Detroit	W	5-3
25		6	at Montreal	L	1-4
26		7	Washington	W	7-3
27		10	at Quebec	W	6-4
28		11	Quebec	L	3-5
29		13	Vancouver	L	1-2
30		14	Los Angeles	W	7-1
31		17	at Hartford	L	4-5
32		18	St. Louis	L	3-7
33		20	Hartford	T	4-4
34		27	at Toronto	W	6-3
35		28	at Buffalo	L	2-5
36		31	at Chicago	W	4-2
37	Jan.	2	at Edmonton	L	4-7
38		3	at Colorado	L	1-4
39		5	at Winnipeg	W	4-1
40		8	Detroit	W	7-4
41		10	at NY Islanders	W	3-2
42		12	Minnesota	W	4-3
43		13	at Detroit	T	3-3
44		15	at Chicago	L	2-3
45		17	Philadelphia	W	6-4
46		19	Buffalo	W	5-1
47		22	St. Louis	W	7-3
48		24	Los Angeles	L	4-6
49		26	Colorado	W	5-3
50		29	Winnipeg	W	7-6
51	Feb.	1	NY Islanders	W	6-3
52		4	at Hartford	T	3-3
53		5	NY Rangers	W	6-3
54		7	at Montreal	L	2-6
55		8	Quebec	L	3-4
56		12	at Colorado	T	3-3
57		14	at Los Angeles	W	5-4
58		18	at Vancouver	W	7-5
59		20	at Edmonton	W	5-1
60		21	at Calgary	L	2-7
61		25	at Quebec	L	3-5
62		26	Minnesota	W	5-1
63	Mar.	1	Buffalo	W	6-4
64		3	at St. Louis	L	2-4
65		4	at Minnesota	T	3-3
66		7	Chicago	W	7-1
67		8	Vancouver	W	4-1
68		11	at Toronto	T	4-4
69		13	at Washington	W	7-1
70		15	Hartford	W	4-2
71		18	at NY Rangers	L	2-3
72		19	at Philadelphia	L	3-5
73		21	Calgary	W	4-3
74		23	Edmonton	W	7-2
75		26	Toronto	L	2-3
76		28	Chicago	W	5-2
77		30	at Buffalo	T	2-2
78	Apr.	2	Washington	L	2-3
79		4	at Pittsburgh	W	5-2
80		5	Montreal	L	2-4

Player	GP	G	A	PTS	PIM
Rick Middleton	80	44	59	103	16
Peter McNab	80	37	46	83	24
Brad Park	78	14	52	66	111
Wayne Cashman	77	25	35	60	80
Ray Bourque	67	27	29	56	96
Steve Kasper	76	21	35	56	94
Mike O'Connell/Chicago	34	5	16	21	32
/Boston	48	10	22	32	42
/Total	82	15	38	53	74
Dwight Foster	77	24	28	52	62
Terry O'Reilly	77	8	35	43	223
Stan Jonathan	74	14	24	38	192
Jean Ratelle	47	11	26	37	16
Dick Redmond	78	15	20	35	60
Don Marcotte	72	20	13	33	32
Brad McCrimmon	78	11	18	29	148
Keith Crowder	47	13	12	25	172

Mike Gillis/Colorado	51	11	7	18	54
/Boston	17	2	4	6	15
/Total	68	13	11	24	69
Mike Milbury	77	0	18	18	222
Bobby Lalonde	62	4	12	16	31
Doug Morrison	18	7	3	10	13
Bob Miller	30	4	4	8	19
Craig MacTavish	24	3	5	8	13
Barry Pederson	9	1	4	5	6
Larry Melnyk	26	0	4	4	39
Al Secord	18	0	3	3	42
Tom Songin	9	1	1	2	6
Jim Craig	23	0	1	1	11
Rogie Vachon	53	0	1	1	6
Marco Baron	10	0	0	0	7
Gary Doak	11	0	0	0	12

Goaltender	GP	MINS	W-L-T	GA	GAA
Marco Baron	10	507	3-4-1	24	2.84
Rogie Vachon	53	3021	25-19-6	168	3.34
Jim Craig	23	1272	9-7-6	78	3.68



Brad Park became just the second defenseman in NHL history to record 500 career assists on December 11, 1980 vs. Quebec.

1980-81 NOTABLES:

Home Record.....	26-10-4
Road Record.....	11-20-9
Overall Record.....	37-30-13

- Ray Bourque earns a Second Team All-Star berth.
- November 16, 1980: Rogie Vachon records his 50th NHL shutout with a 1-0 win vs. Philadelphia.
- December 11, 1980: Brad Park becomes just the second defenseman in NHL history to record 500 career assists in a 5-3 loss to Quebec.
- February 26, 1981: Boston and Minnesota combine for a league-record 406 penalty minutes as the Bruins are called for 195 and the North Stars are whistled for 211. Keith Crowder sets a club mark with 43 PIM in the game (four minors, one major, two 10-minute misconducts, one game misconduct).
- March 28, 1981: Rick Middleton has three assists in a 5-2 win over Chicago to hit the 100-point mark for the first time in his career.

1981-82

Gm	Date	Opponent	Score
1	Oct.	8 Quebec	L 5-7
2		10 at Hartford	T 1-1
3		11 Washington	W 6-3
4		14 at Chicago	W 8-5
5		16 at Colorado	W 6-1
6		17 at Los Angeles	W 5-4
7		20 at St. Louis	W 4-3
8		22 at Detroit	T 2-2
9		24 at Montreal	L 0-7
10		29 Montreal	T 5-5
11		31 NY Rangers	W 7-3
12	Nov.	1 Hartford	W 4-1
13		5 Vancouver	W 2-1
14		7 at Quebec	W 10-1
15		8 Minnesota	L 1-4
16		12 Edmonton	W 5-2
17		14 Pittsburgh	T 3-3
18		15 at Buffalo	L 1-3
19		19 Hartford	W 6-1
20		21 at Toronto	W 5-3
21		22 Quebec	L 1-6
22		24 at NY Islanders	L 1-3
23		26 Philadelphia	L 1-3
24		28 NY Islanders	W 5-4

25	Dec.	3	Buffalo	W	6-3
26		5	at Quebec	W	5-3
27		9	at NY Rangers	W	4-3
28		10	St. Louis	L	2-3
29		13	Colorado	W	5-1
30		17	Montreal	L	1-5
31		19	at Montreal	L	2-5
32		20	Los Angeles	W	6-4
33		23	at Washington	W	7-4
34		26	at Hartford	W	9-6
35		29	at Vancouver	W	5-3
36		30	at Calgary	W	4-2
37	Jan.	2	at Edmonton	T	4-4
38		3	at Winnipeg	W	8-5
39		5	at Montreal	L	1-3
40		7	Winnipeg	W	8-6
41		9	at Quebec	L	1-6
42		11	Toronto	W	5-2
43		14	NY Islanders	W	5-4
44		16	Hartford	T	3-3
45		17	at Philadelphia	L	3-7
46		20	at Pittsburgh	L	4-5
47		21	Toronto	W	4-2
48		23	Washington	W	3-1
49		25	Calgary	T	3-3
50		28	Montreal	L	3-6
51		30	at Hartford	L	2-3
52		31	Colorado	W	4-2
53	Feb.	3	at Buffalo	W	5-2
54		4	Buffalo	W	5-2
55		6	Chicago	L	3-4
56		11	at Minnesota	W	4-2
57		13	at Calgary	L	3-6
58		14	at Edmonton	T	2-2
59		17	at Vancouver	L	3-6
60		20	at Detroit	W	7-5
61		21	at Philadelphia	W	1-0
62		24	at Hartford	L	3-4
63		27	NY Rangers	L	4-6
64	Mar.	2	at St. Louis	T	2-2
65		3	at Pittsburgh	W	3-2
66		6	Los Angeles	W	4-0
67		7	at Chicago	L	1-5
68		9	at Montreal	L	2-4
69		11	Winnipeg	W	7-4
70		13	Detroit	W	5-3
71		14	Montreal	L	2-5
72		16	at Buffalo	T	3-3
73		20	Buffalo	W	6-4
74		22	Quebec	W	5-4
75		25	Buffalo	W	5-1
76		27	Minnesota	L	5-6
77		28	at Buffalo	L	5-9
78	Apr.	1	Quebec	L	5-8
79		3	at Quebec	W	5-4
80		4	Hartford	W	7-2

Player	GP	G	A	PTS	PIM
Rick Middleton	75	51	43	94	12
Barry Pederson	80	44	48	92	53
Peter McNab	80	36	40	76	19
Ray Bourque	65	17	49	66	51
Brad Park	75	14	42	56	82
Terry O'Reilly	70	22	30	52	213
Steve Kasper	73	20	31	51	72
Keith Crowder	71	23	21	44	101
Wayne Cashman	64	12	31	43	59
Tom Fergus	61	15	24	39	12
Mike O'Connell	80	5	34	39	75
Don Marcotte	69	13	21	34	14
Normand Leveille	66	14	19	33	49
Bruce Crowder	63	16	11	27	31
Stan Jonathan	67	6	17	23	57
Mike Gillis	53	9	8	17	54
Mike Milbury	51	2	10	12	71
Brad McCrimmon	78	1	8	9	83
Randy Hillier	25	0	8	8	29
Larry Melnyk	48	0	8	8	84
Mike Krushelnyski	17	3	3	6	2
Marco Baron	44	0	2	2	35
Craig MacTavish	2	0	1	1	0
Rogie Vachon	38	0	1	1	0
Dave Barr	2	0	0	0	0
Mike Moffat	2	0	0	0	0
Doug Morrison	3	0	0	0	0
Dick Redmond	17	0	0	0	4

Goaltender	GP	MINS	W-L-T	GA	GAA
Mike Moffat	2	120	2-0-0	6	3.00
Marco Baron	44	2515	22-16-4	144	3.44
Rogie Vachon	38	2165	19-11-6	132	3.66

REGULAR SEASON SCORING & RESULTS



Steve Kasper won the Selke Trophy in 1981-82.

1981-82 NOTABLES:

Home Record..... 24-12-4
Road Record..... 19-15-6
Overall Record..... 43-27-10

- Steve Kasper wins the Selke Trophy and Rick Middleton takes home the Lady Byng Trophy.
- Ray Bourque is voted to the First All-Star Team while Middleton takes Second Team honors.
- November 1, 1981: Marco Baron's shutout bid is spoiled by a Rick Meagher goal at 19:59 of the third period in a 4-1 win over Hartford.
- November 7, 1981: The Nordiques score the game's opening tally before Boston scores ten unanswered goals in a 10-1 victory.
- November 19, 1981: Wayne Cashman ties a club record with four assists in the second period of a 6-1 win over Hartford.
- February 4, 1982: Barry Pederson scores twice in a 5-2 win over Buffalo and sets a new club rookie goals record with his 27th and 28th of the season.
- February 27, 1982: Barry Pederson sets a team rookie points record with his 66th and 67th of the season in a two-assist effort vs. NY Rangers.
- March 25, 1982: Barry Pederson becomes just the fifth rookie in NHL history to score 40 goals in a season in a 5-1 win over Buffalo.
- March 28, 1982: Rick Middleton scores his 50th goal of the season in a 9-5 loss in Buffalo.
- April 4, 1982: Barry Pederson ties a club mark with a 3-4=7 effort as he figures in all Boston goals in a 7-2 win over Hartford.

1982-83

Gm	Date	Opponent	Score
1	Oct. 7	Montreal	L 1-5
2	9	at Hartford	W 5-4
3	10	Pittsburgh	W 4-3
4	12	at New Jersey	T 2-2
5	14	Vancouver	W 2-1
6	16	Edmonton	T 6-6
7	19	at Calgary	W 3-1
8	21	at Edmonton	W 5-3
9	23	at Vancouver	L 2-3
10	24	at Los Angeles	L 4-5
11	27	at Toronto	L 1-4
12	30	at Montreal	T 4-4
13	Nov. 3	at Buffalo	W 3-2
14	4	Hartford	L 2-5
15	7	Detroit	W 7-0
16	11	Quebec	L 2-3
17	13	Buffalo	W 3-2
18	14	St. Louis	W 7-3
19	16	at Quebec	W 7-4
20	18	at NY Islanders	W 3-1
21	20	at Pittsburgh	L 3-4
22	21	Calgary	W 2-1
23	24	at Philadelphia	T 4-4
24	25	NY Islanders	T 1-1
25	27	Hartford	W 8-0
26	Dec. 2	Quebec	T 3-3
27	4	at Montreal	W 6-4
28	5	Philadelphia	W 6-4
29	7	at Quebec	L 5-10
30	9	Montreal	W 8-5
31	11	Chicago	W 4-2
32	12	at Washington	L 3-4
33	16	Buffalo	W 8-1
34	18	Los Angeles	W 4-0

35	Dec. 23	at Hartford	W 5-1
36	26	New Jersey	W 5-2
37	28	at St. Louis	W 3-0
38	31	at Minnesota	W 5-3
39	Jan. 2	at Winnipeg	L 4-6
40	5	at Chicago	W 4-1
41	7	at New Jersey	T 2-2
42	8	at Montreal	W 2-1
43	12	at Toronto	W 6-4
44	13	Quebec	W 2-0
45	15	NY Rangers	W 2-0
46	17	Minnesota	W 4-3
47	20	Buffalo	W 4-0
48	22	at Detroit	W 3-1
49	24	at NY Rangers	W 3-1
50	29	Detroit	W 7-3
51	31	Winnipeg	T 2-2
52	Feb. 3	Quebec	W 5-3
53	5	Hartford	W 7-4
54	6	at Buffalo	W 5-1
55	10	Pittsburgh	W 7-3
56	13	Vancouver	W 3-1
57	16	at Buffalo	L 1-3
58	18	at Winnipeg	L 5-6
59	19	at Minnesota	W 6-2
60	22	at Los Angeles	L 3-5
61	25	at Buffalo	L 6-7
62	27	at Hartford	W 4-3
63	28	Toronto	W 6-3
64	Mar. 3	Buffalo	L 2-3
65	5	Chicago	W 6-3
66	6	Edmonton	W 5-2
67	8	at Quebec	W 11-5
68	10	Montreal	L 1-3
69	12	Philadelphia	W 5-2
70	13	at Washington	L 4-6
71	17	Washington	L 1-2
72	19	Calgary	T 2-2
73	20	at NY Rangers	W 4-0
74	22	at NY Islanders	W 3-1
75	24	St. Louis	W 7-6
76	26	Hartford	W 7-4
77	27	at Hartford	L 1-5
78	29	at Quebec	W 4-3
79	Apr. 2	at Montreal	L 1-2
80	3	Montreal	T 4-4



Pete Peeters won the Vezina Trophy in 1982-83 as the first Boston goaltender to capture the award since 1941-42.

Player	GP	G	A	PTS	PIM
Barry Pederson	77	46	61	107	47
Rick Middleton	80	49	47	96	8
Keith Crowder	74	35	39	74	105
Peter McNab	74	22	52	74	23
Ray Bourque	65	22	51	73	20
Mike Krushelnyski	79	23	42	65	43
Tom Fergus	80	28	35	63	39
Mike O'Connell	80	14	39	53	42
Bruce Crowder	80	21	19	40	58
Brad Park	76	10	26	36	82
Craig MacTavish	75	10	20	30	18
Luc Dufour	73	14	11	25	107
Mike Milbury	78	9	15	24	216
Terry O'Reilly	19	6	14	20	40
Brad Palmer	73	6	11	17	18
Wayne Cashman	65	4	11	15	20
Marty Howe	78	1	11	12	24
Randy Hilier	70	0	10	10	99
Normand Leveille	9	3	6	9	0
Steve Kasper	24	2	6	8	24
Gord Kluzak	70	1	6	7	105
Dave Barr	10	1	1	2	7
Pete Peeters	62	0	2	2	33
Mike Gillis	5	0	1	1	0
Stan Jonathan	1	0	0	0	0
Larry Melnyk	1	0	0	0	0

Scott McLellan	2	0	0	0	0
Marco Baron	9	0	0	0	4
Mike Moffat	13	0	0	0	2

Goaltender	GP	MINS	W-L-T	GA	GAA
Pete Peeters	62	3611	40-11-9	142	2.36
Marco Baron	9	516	6-3-0	33	3.84
Mike Moffat	13	673	4-6-1	49	4.37

1982-83 NOTABLES:

Home Record..... 28-6-6
Road Record..... 22-14-4
Overall Record..... 50-20-10

- The Bruins win the Adams Division title, reaching the 50-win mark for the sixth time in their history.
- Pete Peeters wins the Vezina Trophy as the league's top goaltender and earns a First Team All-Star berth as well.
- Ray Bourque is named to the Second All-Star Team.
- Barry Pederson ranks sixth overall in the league's scoring race.
- October 23, 1982: Normand Leveille suffers a career-ending cerebral hemorrhage during the first intermission of a game in Vancouver.
- February 3, 1983: Wayne Cashman plays his 1,000th NHL game in a 5-3 win over Quebec.
- February 13, 1983: Pete Peeters extends his unbeaten streak to 31 games at 26-0-5 with a 3-1 win over Vancouver. It is the second longest such streak in NHL history, trailing only Gerry Cheevers' NHL mark of 32 games.
- March 8, 1983: Ray Bourque becomes the first Bruins defenseman since Bobby Orr to record a hat trick.

1983-84

Gm	Date	Opponent	Score
1	Oct. 6	Quebec	W 9-3
2	8	at Hartford	L 3-4
3	9	Hartford	W 4-1
4	13	Montreal	W 4-2
5	15	Buffalo	W 5-3
6	18	at Quebec	L 3-5
7	20	at Philadelphia*	T 3-3
8	22	at Pittsburgh	W 6-1
9	25	at Chicago	L 1-5
10	27	at Minnesota	W 8-1
11	29	at St. Louis	W 3-2
12	Nov. 3	St. Louis	W 9-5
13	5	at Montreal	W 10-4
14	6	Los Angeles	W 7-3
15	9	at Buffalo	L 1-3
16	12	at Quebec	W 6-4
17	13	Washington	W 4-2
18	17	Toronto	W 4-1
19	19	NY Rangers*	T 6-6
20	22	at Montreal	L 2-4
21	24	Quebec	L 3-6
22	26	New Jersey	W 6-2
23	Dec. 1	Vancouver	W 7-1
24	3	Minnesota	L 2-6
25	5	at Washington	W 4-1
26	6	at Pittsburgh	W 5-3
27	8	Montreal	W 6-2
28	10	Buffalo	L 2-4
29	11	Winnipeg	W 4-2
30	15	Hartford	W 4-2
31	17	Chicago	L 2-5
32	18	at Chicago	W 5-1
33	20	at Hartford	W 7-2
34	22	Minnesota	L 2-4
35	26	at Buffalo	W 2-1
36	28	at Calgary	W 5-3
37	30	at Edmonton	L 0-2
38	31	at Vancouver*	T 5-5
39	Jan. 3	at NY Islanders	W 4-2
40	5	Quebec	L 3-8
41	7	NY Rangers	W 5-2
42	11	at Detroit	W 7-2
43	12	at St. Louis	W 6-2
44	14	Pittsburgh	W 7-3
45	16	NY Islanders	W 2-0
46	17	at Quebec	L 3-7
47	19	Quebec	W 4-3
48	21	at Hartford	W 2-0
49	23	Buffalo	L 3-5
50	28	Winnipeg	W 5-2
51	29	Montreal	L 2-7
52	Feb. 2	Buffalo	W 5-3
53	4	Philadelphia	W 8-5


REGULAR SEASON SCORING & RESULTS



54	Feb.	5	Detroit	L	5-6
55		8	at Toronto	L	4-6
56		9	Toronto	L	3-6
57		11	Edmonton	W	4-1
58		15	at Buffalo	L	4-7
59		17	at Edmonton	L	2-5
60		18	at Calgary*	T	5-5
61		21	at Vancouver	W	5-2
62		22	at Los Angeles	W	6-3
63		25	at Winnipeg	L	2-5
64		27	at Buffalo	W	3-1
65	Mar.	1	Los Angeles*	W	4-3
66		3	Hartford*	T	3-3
67		4	at Hartford	L	4-6
68		8	Calgary	W	3-2
69		10	at Montreal	W	4-2
70		11	Washington	L	1-2
71		14	at Detroit	W	4-2
72		15	at Philadelphia	L	3-6
73		17	New Jersey	L	3-5
74		20	at NY Rangers	W	6-4
75		22	NY Islanders*	T	3-3
76		24	at Montreal	W	5-2
77		27	at Quebec	W	6-4
78		29	Hartford	W	4-3
79		31	Montreal	W	2-1
80	Apr.	1	at New Jersey	W	3-1

Player	GP	G	A	PTS	PIM
Barry Pederson	80	39	77	116	64
Rick Middleton	80	47	58	105	14
Ray Bourque	78	31	65	96	57
Tom Fergus	69	25	36	61	12
Mike O'Connell	75	18	42	60	42
Keith Crowder	63	24	28	52	128
Mike Krushelnyski	66	25	20	45	55
Craig MacTavish	70	20	23	43	35
Gord Kluzak	80	10	27	37	135
Peter McNab	52	14	16	30	10
Nevin Markwart	70	14	16	30	121
Dave Silk	35	13	17	30	64
Terry O'Reilly	58	12	18	30	124
Jim Nill/Vancouver	51	9	6	15	78
/Boston	27	3	2	5	81
/Total	78	12	8	20	159
Bruce Crowder	74	6	14	20	44
Mike Milbury	74	2	17	19	159
Guy Lapointe	45	2	16	18	34
Mike Gillis	50	6	11	17	35
Randy Hillier	69	3	12	15	125
Steve Kasper	27	3	11	14	19
Luc Dufour	41	6	4	10	47
Dave Donnelly	16	3	4	7	2
Lyndon Byers	10	2	4	6	32
Doug Kostynski	9	3	1	4	2
Greg Johnston	15	2	1	3	2
John Blum/Edmonton	4	0	1	1	2
/Boston	12	1	1	2	30
/Total	16	1	2	3	32
Brian Curran	16	1	1	2	57
Jim Schoenfeld	39	0	2	2	20
Dave Reid	8	1	0	1	2
Geoff Courtnall	4	0	0	0	0
Mike Moffat	4	0	0	0	0
Doug Keans	33	0	0	0	2
Pete Peeters	50	0	0	0	36

Goaltender	GP	MINS	W-L-T	GA	GAA
Doug Keans	33	1779	19-8-3	92	3.10
Pete Peeters	50	2868	29-16-2	151	3.16
Mike Moffat	4	186	1-1-1	15	4.84



Mike O'Connell set a club record for defensemen with a seven-game goal streak in 1983-84.

1983-84 NOTABLES:

Home Record.....	25-12-3
Road Record.....	24-13-3
Overall Record.....	49-25-6

- The Bruins win the Adams Division crown for the second straight year.
- Linemates Barry Pederson (sixth) and Rick Middleton (tenth) rank among the league's scoring leaders.
- Ray Bourque is named to the First All-Star Team.
- October 20, 1983: The Bruins and Flyers play to a 3-3 tie in Boston's first overtime game since March 7, 1942.
- January 7, 1984: Mike O'Connell scores a goal in Quebec, extending his goal streak to seven games, the longest ever by a club defenseman.
- March 14, 1984: Barry Pederson hits the 100-point mark for the second straight season with two goals in Detroit.
- March 27, 1984: Barry Pederson ties a club record with four goals and adds an assist in a 6-4 win in Quebec. Rick Middleton has a 1-3=4 effort in reaching 100 points for the second time in his career.

1984-85

Gm	Date	Opponent	Score
1	Oct. 11	Pittsburgh	W 4-3
2	13	at Hartford*	L 2-3
3	14	Hartford	W 4-2
4	16	at Edmonton	L 2-7
5	19	at Calgary	L 2-8
6	21	at Winnipeg	L 2-3
7	24	at St. Louis	W 4-1
8	27	at NY Islanders	W 8-3
9	28	at NY Rangers	W 6-4
10	Nov. 1	Quebec	W 7-1
11	3	at Montreal	L 1-3
12	4	NY Islanders	W 6-2
13	8	Detroit	W 5-2
14	10	at Detroit	W 4-2
15	11	St. Louis*	T 1-1
16	14	at Buffalo	L 2-4
17	15	New Jersey	W 5-3
18	17	Philadelphia	L 3-5
19	21	at Philadelphia	L 3-4
20	24	Chicago	L 1-2
21	25	Montreal	W 7-4
22	29	Edmonton	L 2-4
23	Dec. 1	Washington*	L 4-5
24	3	at Quebec*	T 3-3
25	5	at Buffalo*	T 3-3
26	6	Montreal	L 1-3
27	8	Buffalo	L 1-3
28	12	at NY Rangers*	T 3-3
29	13	Quebec*	T 5-5
30	15	Vancouver*	W 2-1
31	18	at Montreal	W 6-4
32	19	at Hartford	L 5-6
33	22	at Toronto	L 4-6
34	23	Minnesota	W 4-3
35	27	at Los Angeles*	T 6-6
36	29	at Minnesota	W 5-3
37	30	at Winnipeg	W 5-3
38	Jan. 1	at Washington	L 1-5
39	5	NY Rangers*	T 3-3
40	7	Los Angeles*	W 5-4
41	9	at Toronto	W 5-3
42	10	Buffalo	L 0-3
43	12	Detroit	W 4-3
44	15	at New Jersey	W 3-2
45	17	Calgary	L 3-4
46	19	at Quebec	L 3-4
47	21	Montreal	W 3-1
48	24	Buffalo	W 5-2
49	26	Hartford	L 2-3
50	27	at Hartford	W 8-4
51	30	at Buffalo	L 2-6
52	31	Quebec	W 6-5
53	Feb. 2	Winnipeg	L 3-4
54	7	Hartford	W 7-5
55	9	Chicago	L 5-6
56	10	at Chicago	L 3-4
57	14	at Los Angeles*	T 3-3
58	16	at Vancouver*	L 2-3
59	20	at Minnesota	W 3-2
60	23	at NY Islanders	L 1-7
61	28	Philadelphia	W 6-1
62	Mar. 2	Vancouver	W 5-0
63	5	at Quebec	L 4-6
64	7	Hartford	W 4-0

65	Mar.	9	Pittsburgh*	L	5-6
66		10	at Washington	W	3-2
67		13	at Pittsburgh	W	7-3
68		14	at New Jersey	W	7-4
69		16	Calgary	L	3-5
70		18	Quebec	L	4-8
71		21	St. Louis*	T	1-1
72		23	at Hartford	L	2-5
73		24	at Buffalo	W	4-3
74		26	at Montreal	L	3-5
75		28	Edmonton	W	6-3
76		30	Montreal	L	3-7
77	Apr.	2	at Quebec	L	4-6
78		4	Buffalo	W	5-3
79		6	at Montreal*	T	4-4
80		7	Toronto	W	5-1

Player	GP	G	A	PTS	PIM
Ray Bourque	73	20	66	86	53
Rick Middleton	80	30	46	76	6
Ken Linseman	74	25	49	74	126
Tom Fergus	79	30	43	73	75
Keith Crowder	79	32	38	70	152
Charlie Simmer/Los Angeles	5	1	0	1	4
/Boston	63	33	30	63	35
/Total	68	34	30	64	39
Mike O'Connell	78	15	40	55	64
Butch Goring/NY Islanders	29	2	5	7	2
/Boston	39	13	21	34	6
/Total	68	15	26	41	8
Steve Kasper	77	16	24	40	33
Louis Sleigher/Quebec	6	1	2	3	0
/Boston	70	12	19	31	45
/Total	76	13	21	34	45
Terry O'Reilly	63	13	17	30	168
Geoff Courtnall	64	12	16	28	82
Dave Reid	35	14	13	27	27
Morris Lukowich/Winnipeg	47	5	9	14	31
/Boston	22	5	8	13	21
/Total	69	10	17	27	52
Mats Thelin	73	5	13	18	78
John Blum	75	3	13	16	263
Mike Milbury	78	3	13	16	152
Dave Donnelly	38	6	8	14	46
Dave Silk	29	7	5	12	22
Barry Pederson	22	4	8	12	10
Lyndon Byers	33	3	8	11	41
Jim Nill	49	1	9	10	62
Frank Simonetti	43	1	5	6	26
Nevin Markwart	26	0	4	4	36
Brian Curran	56	0	1	1	158
Doug Morrison	1	0	0	0	2
Don Sylvestri	3	0	0	0	2
Greg Johnston	6	0	0	0	0
Doug Kostynski	6	0	0	0	2
Cleon Daskalakis	8	0	0	0	0
Doug Keans	25	0	0	0	6
Pete Peeters	51	0	0	0	20

Goaltender	GP	MINS	W-L-T	GA	GAA
Doug Keans	25	1497	16-6-3	82	3.29
Pete Peeters	51	2975	19-26-4	172	3.47
Don Sylvestri	3	102	0-0-2	6	3.53
Cleon Daskalakis	8	289	1-2-1	24	4.98



Charlie Simmer was one of four 30-goal scorers for the Bruins in 1984-85.

1984-85 NOTABLES:

Home Record.....	21-15-4
Road Record.....	15-19-6
Overall Record.....	36-34-10

- Ray Bourque earns his fourth NHL First Team All-Star berth.

REGULAR SEASON SCORING & RESULTS



• Bourque sets an NHL record for point streak by a defenseman with four goals and 24 assists during a 17-game stretch from October 27-December 3.

1985-86

Gm	Date	Opponent	Score
1	Oct. 10	Toronto	W 3-1
2	12	at Detroit	W 9-2
3	13	Montreal	W 7-2
4	16	at Vancouver*	T 3-3
5	18	at Edmonton	L 2-3
6	19	at Calgary	W 6-3
7	22	at Los Angeles	W 5-2
8	27	at NY Rangers	L 1-2
9	29	at New Jersey	W 6-4
10	31	Los Angeles	W 7-4
11	Nov. 2	Chicago	W 5-4
12	5	at Quebec	L 5-7
13	7	Hartford	W 2-1
14	9	at Philadelphia	L 3-5
15	10	Minnesota	W 2-1
16	13	at Buffalo	L 4-6
17	14	at Toronto*	T 6-6
18	16	Washington*	T 2-2
19	18	at Montreal	L 2-6
20	21	NY Islanders*	T 4-4
21	23	Philadelphia	W 5-4
22	28	Quebec	L 0-3
23	30	at Quebec	L 0-2
24	Dec. 1	New Jersey	W 4-2
25	5	Montreal	W 8-6
26	7	at Hartford	L 2-7
27	8	Buffalo*	T 3-3
28	10	at Philadelphia	L 4-7
29	12	Quebec*	T 1-1
30	14	NY Rangers	W 4-2
31	19	Hartford	W 2-1
32	21	Minnesota	W 5-2
33	22	at Buffalo	L 3-5
34	26	at Pittsburgh	L 3-4
35	28	at St. Louis	W 5-1
36	29	at Chicago	L 3-4
37	31	at Buffalo*	T 6-6
38	Jan. 2	at NY Islanders	L 5-7
39	4	Buffalo	W 4-0
40	8	at Montreal	L 3-5
41	9	St. Louis	L 2-7
42	11	Winnipeg	W 8-4
43	13	Edmonton	L 3-5
44	16	Calgary	W 3-2
45	19	at Winnipeg	W 2-1
46	22	at Detroit*	L 5-6
47	23	Winnipeg	W 7-5
48	25	Detroit	W 6-3
49	27	Hartford	W 6-3
50	29	at Hartford*	W 5-4
51	Feb. 1	at Montreal	L 1-2
52	2	Pittsburgh	W 3-2
53	6	Buffalo	L 6-8
54	8	NY Rangers	L 2-3
55	9	Quebec*	L 3-4
56	11	at Chicago	L 4-5
57	15	at St. Louis	L 1-5
58	16	at Minnesota	W 5-3
59	18	at Calgary	L 4-7
60	22	at Edmonton*	W 6-5
61	23	at Vancouver	W 6-1
62	25	at Quebec	W 7-4
63	27	Washington	L 1-2
64	Mar. 1	New Jersey	W 8-3
65	2	at Hartford	L 1-4
66	6	Quebec*	L 4-5
67	8	at Montreal	L 3-8
68	12	at Pittsburgh	W 5-2
69	13	Montreal	W 3-2
70	15	Vancouver*	T 1-1
71	20	Los Angeles	W 6-3
72	22	NY Islanders*	T 3-3
73	23	at Hartford*	T 5-5
74	25	at Washington	L 3-6
75	27	Montreal*	T 3-3
76	29	Buffalo	W 2-1
77	30	at Buffalo	W 5-3
78	Apr. 3	Toronto	W 4-2
79	5	at Quebec*	T 2-2
80	6	Hartford	L 3-4

Player	GP	G	A	PTS	PIM
Keith Crowder	78	38	46	84	177

Ken Linseman	64	23	58	81	95
Ray Bourque	74	19	58	77	68
Barry Pederson	79	29	47	76	60
Reed Larson/Detroit	67	19	41	60	109
/Boston	13	3	4	7	8
/Total	80	22	45	67	117
Charlie Simmer	55	36	24	60	42
Rick Middleton	49	14	30	44	10
Randy Burridge	52	17	25	42	28
Steve Kasper	80	17	23	40	73
Gord Kluzak	70	8	31	39	155
Geoff Courttnall	64	21	16	37	61
Dave Pasin	71	18	19	37	50
Kraig Nienhuis	71	16	14	30	37
Mike O'Connell	63	8	21	29	47
Michael Thelven	60	6	20	26	48
Nevin Markwart	65	7	15	22	207
Bill Derlago/Toronto	1	0	0	0	0
/Boston	39	5	16	21	15
/Total	40	5	16	21	15
Dave Reid	37	10	10	20	10
Dwight Foster/Detroit	55	6	12	18	48
/Boston	13	0	0	0	4
/Total	68	6	12	18	52
John Blum	61	1	7	8	80
Mike Milbury	22	2	5	7	102
Brian Curran	43	2	5	7	192
Louis Sleigher	13	4	2	6	20
Alain Cote	32	0	6	6	14
Mats Thelin	31	2	3	5	29
Morris Lukowich	14	1	4	5	10
Jay Miller	46	3	0	3	178
Lyndon Byers	5	0	2	2	9
Pete Peeters	8	0	2	2	4
Greg Johnston	20	0	2	2	0
Frank Simonetti	17	1	0	1	14
Doug Keans	30	0	1	1	12
Wade Campbell/Winnipeg	24	0	1	1	27
/Boston	8	0	0	0	15
/Total	32	0	1	1	42
Cleon Daskalakis	2	0	0	0	0
John Carter	3	0	0	0	0
Bill Ranford	4	0	0	0	0
Dave Donnelly	8	0	0	0	17
Pat Riggins	39	0	0	0	4

Goaltender	GP	MINS	W-L-T	GA	GAA
Bill Ranford	4	240	3-1-0	10	2.50
Pat Riggins	39	2272	17-11-8	127	3.35
Doug Keans	30	1757	14-13-3	107	3.65
Pete Peeters	8	485	3-4-1	31	3.84
Cleon Daskalakis	2	120	0-2-0	10	5.00

1985-86 NOTABLES:

Home Record.....	24-9-7
Road Record.....	13-22-5
Overall Record.....	37-31-12

- Ray Bourque earns Second Team All-Star honors.
- Charlie Simmer becomes the first Bruin to win the Masterton Trophy for "sportsmanship, perseverance and dedication to hockey".



Barry Pederson, with two 100-point seasons as a Bruin, played his final season in Boston in 1985-86.

1986-87

Gm	Date	Opponent	Score
1	Oct. 9	Calgary	L 3-5
2	11	at New Jersey	L 4-5
3	12	Hartford	W 7-2
4	14	at Winnipeg	W 2-1
5	16	at Minnesota	W 5-3

6	Oct. 18	at Los Angeles	W	4-1
7	22	at Vancouver	L	1-5
8	24	at Edmonton	L	2-6
9	26	at Calgary	W	6-0
10	30	Montreal*	T	3-3
11	Nov. 1	at Philadelphia	L	2-4
12	2	Buffalo	L	1-7
13	5	at Buffalo	L	3-8
14	8	at Quebec	W	5-1
15	12	at Pittsburgh	L	1-2
16	13	Edmonton*	W	4-3
17	15	New Jersey*	T	5-5
18	17	at Montreal*	L	2-3
19	19	at Buffalo*	T	4-4
20	20	Montreal	L	1-3
21	22	St. Louis	W	6-5
22	24	at Toronto	W	3-2
23	26	at Washington	T	2-2
24	28	at Buffalo	L	3-4
25	29	Buffalo	W	6-2
26	Dec. 4	Quebec	W	3-2
27	6	Philadelphia	W	5-0
28	7	NY Islanders	W	3-1
29	11	Vancouver	W	4-2
30	13	at Montreal	W	4-2
31	14	at Quebec	W	6-2
32	18	Hartford	L	5-6
33	20	Chicago	L	2-6
34	23	at Hartford	L	0-2
35	27	at Los Angeles*	L	1-2
36	30	at St. Louis	L	3-4
37	Jan. 2	at New Jersey	W	7-2
38	3	at NY Islanders	W	5-4
39	5	Montreal	L	1-2
40	8	Detroit*	T	4-4
41	10	Philadelphia	L	4-5
42	12	NY Rangers	W	4-1
43	14	at Hartford	L	0-2
44	15	Hartford	W	6-4
45	17	Pittsburgh	W	4-2
46	20	at Quebec	W	5-3
47	22	Montreal	W	7-3
48	24	Calgary	W	5-3
49	26	Buffalo	W	6-2
50	29	Hartford	L	3-6
51	31	Winnipeg	W	6-3
52	Feb. 1	at NY Rangers	L	4-5
53	5	Pittsburgh	W	6-5
54	7	Toronto	W	8-5
55	8	Quebec	L	1-2
56	14	at Toronto	L	4-5
57	16	at Montreal	L	3-7
58	18	at Buffalo	L	3-4
59	20	at Winnipeg	L	2-6
60	21	at Minnesota	W	1-0
61	25	at Hartford	L	4-6
62	26	Quebec	W	6-2
63	28	Buffalo	W	5-1
64	Mar. 2	Detroit*	L	3-4
65	3	at NY Islanders*	T	4-4
66	5	at Hartford	L	2-10
67	7	Washington*	W	3-2
68	11	at NY Rangers	L	2-3
69	12	St. Louis	W	6-4
70	14	Chicago*	T	4-4
71	17	at Detroit	L	1-3
72	19	Minnesota	W	6-2
73	21	Los Angeles	W	8-6
74	22	at Washington	L	3-4
75	26	Edmonton	W	4-1
76	28	Vancouver	W	2-1
77	29	at Chicago	W	8-6
78	31	at Quebec	W	4-3
79	Apr. 4	at Montreal	L	1-3
80	5	Quebec	L	4-6

Player	GP	G	A	PTS	PIM
Ray Bourque	78	23	72	95	36
Cam Neely	75	36	36	72	143
Charlie Simmer	80	29	40	69	59
Rick Middleton	76	31	37	68	6
Tom McCarthy	68	30	29	59	31
Keith Crowder	58	22	30	52	106
Steve Kasper	79	20	30	50	51
Ken Linseman	64	15	34	49	126
Thomas Gradin	64	12	31	43	18
Geoff Courttnall	65	13	23	36	117
Reed Larson	66	12	24	36	95
Greg Johnston	76	12	15	27	79
Mike Milbury	68	6	16	22	96
Michael Thelven	34	5	15	20	18

REGULAR SEASON SCORING & RESULTS



Nevin Markwart	64	10	9	19	225
Dwight Foster	47	4	12	16	37
Paul Boutilier	52	5	9	14	84
Allen Pedersen	79	1	11	12	71
Kraig Nienhuis	16	4	2	6	2
Dave Reid	12	3	3	6	0
Bob Sweeney	14	2	4	6	21
Lyndon Byers	18	2	3	5	53
Randy Burridge	23	1	4	5	16
Jay Miller	55	1	4	5	208
Mats Thelin	59	1	3	4	69
Wade Campbell	14	0	3	3	24
Doug Keans	36	0	2	2	24
Frank Simonetti	25	1	0	1	17
John Carter	8	0	1	1	0
Bill Ranford	41	0	1	1	8
Cleon Daskalakis	2	0	0	0	0
Alain Cote	3	0	0	0	0
Pat Riffin	10	0	0	0	0
Roberto Romano	1	0	0	0	0

Goaltender	GP	MINS	W-L-T	GA	GAA
Bill Ranford	41	2234	16-20-2	124	3.34
Doug Keans	36	1942	18-8-4	108	3.34
Pat Riffin	10	513	3-5-1	29	3.39
Cleon Daskalakis	2	97	2-0-0	7	4.33
Roberto Romano	1	60	0-1-0	6	6.00



Ray Bourque won the first of his five Norris Trophies in 1986-87.

1986-87 NOTABLES:

Home Record.....	25-11-4
Road Record.....	14-23-3
Overall Record.....	39-34-7

- Ray Bourque leads all league defensemen in scoring and finishes tenth overall in the Art Ross scoring race.
- Bourque wins his first of five Norris Trophies as the league's top defenseman in addition to First Team All-Star honors.
- November 8, 1986: Terry O'Reilly and Mike Milbury serve as co-coaches for a 5-1 win in Quebec before O'Reilly is named the club's new head coach.
- December 4, 1986: Ray Bourque scores the game-winning goal at 19:59 of the third period in a 3-2 win over Quebec.

1987-88

Gm	Date	Opponent	Score
1	Oct. 8	Washington	W 4-3
2	10	at Quebec*	L 5-6
3	11	Hartford	W 5-2
4	15	at Los Angeles	W 3-2
5	17	at Edmonton	L 3-4
6	18	at Calgary	W 6-5
7	21	at Vancouver	W 5-4
8	24	at St. Louis	L 0-4
9	29	Quebec	L 2-4
10	31	at Montreal*	T 3-3
11	Nov. 1	NY Islanders*	L 5-6
12	4	at Hartford*	T 2-2
13	5	Toronto	L 6-7
14	7	Pittsburgh	W 4-1
15	9	at Quebec	L 4-6
16	11	at Toronto	W 3-2
17	12	Montreal	W 3-2
18	14	Hartford	W 4-1
19	17	at Calgary	W 6-3
20	18	at Winnipeg	W 4-3
21	21	at Minnesota	W 7-5
22	22	at Detroit	W 1-0

23	Nov. 25	at Washington	L 1-4
24	26	Winnipeg	W 5-3
25	28	Detroit*	L 2-3
26	30	at Montreal	L 4-5
27	Dec. 2	at Hartford	W 5-3
28	3	NY Rangers	W 4-3
29	5	Chicago	W 7-3
30	8	at Philadelphia	L 2-5
31	10	Los Angeles	W 4-3
32	12	Buffalo*	T 3-3
33	17	Vancouver*	W 3-2
34	19	St. Louis	L 5-7
35	20	at Chicago	W 4-2
36	22	Buffalo	W 9-0
37	26	at NY Islanders	L 1-2
38	27	at NY Rangers	L 1-4
39	30	at Pittsburgh*	T 4-4
40	31	at Buffalo	W 2-0
41	Jan. 2	Quebec	W 5-1
42	4	Edmonton*	T 2-2
43	7	at Pittsburgh	W 3-2
44	9	at St. Louis*	W 2-1
45	11	Hartford	L 3-4
46	13	at Montreal	L 4-5
47	14	Montreal	W 3-2
48	16	Buffalo	W 5-1
49	20	at Buffalo	L 3-5
50	21	Minnesota	W 6-1
51	23	Philadelphia	L 4-6
52	28	Quebec	W 3-0
53	30	NY Rangers	L 2-4
54	Feb. 1	at Chicago	W 5-3
55	4	Montreal	W 7-3
56	6	at Quebec	W 3-2
57	7	New Jersey	W 6-3
58	12	at Edmonton	W 7-4
59	13	at Vancouver	L 5-6
60	17	at Montreal	L 2-3
61	21	at New Jersey	W 4-1
62	23	at Hartford	L 2-3
63	25	Hartford	W 5-2
64	27	Minnesota	W 7-4
65	Mar. 3	Toronto	W 5-3
66	5	New Jersey*	L 6-7
67	6	at Buffalo	L 0-3
68	8	at Detroit	L 0-2
69	10	Los Angeles*	T 3-3
70	12	at Quebec	W 4-3
71	13	Washington	L 0-3
72	17	Calgary	L 5-7
73	19	Buffalo	L 3-4
74	20	at Buffalo	W 6-2
75	22	at Philadelphia	W 3-0
76	24	Winnipeg*	W 4-3
77	26	Quebec	W 6-2
78	31	Montreal	L 1-3
79	Apr. 2	at Hartford	L 2-4
80	3	NY Islanders	W 3-2

Player	GP	G	A	PTS	PIM
Ray Bourque	78	17	64	81	72
Ken Linseman	77	29	45	74	167
Steve Kasper	79	26	44	70	35
Cam Neely	69	42	27	69	175
Geoff Courtnall	62	32	26	58	108
Randy Burridge	79	27	28	55	105
Bob Sweeney	80	22	23	45	73
Keith Crowder	68	17	26	43	173
Glen Wesley	79	7	30	37	69
Gord Kluzak	66	6	31	37	135
Reed Larson	62	10	24	34	93
Rick Middleton	59	13	19	32	11
Michael Thelven	67	6	25	31	57
Lyndon Byers	53	10	14	24	236
Jay Miller	78	7	12	19	302
Billy O'Dwyer	77	7	10	17	83
Craig Janney	15	7	9	16	0
Nevin Markwart	25	1	12	13	85
Bobby Joyce	15	7	5	12	10
Tom McCarthy	7	2	5	7	6
Allen Pedersen	78	0	6	6	90
Frank Simonetti	30	2	3	5	19
Willi Plett	65	2	3	5	170
Tommy Lehmann	9	1	3	4	6
Doug Keans	30	0	2	2	2
Bruce Shoenbottom	3	0	1	1	0
John Carter	4	0	1	1	2
Wade Campbell	6	0	1	1	21
Mike Stevens	7	0	1	1	9
John Blum	19	0	1	1	70
Kraig Nienhuis	1	0	0	0	0

Greg Hawgood	1	0	0	0	0
Alain Cote	2	0	0	0	0
Paul Beraldo	3	0	0	0	0
Alan May	3	0	0	0	15
Dave Reid	3	0	0	0	0
Moe Lemay/Edmonton	4	0	0	0	0
/Boston	2	0	0	0	0
/Total	6	0	0	0	0
Andy Moog	6	0	0	0	0
Taylor Hall	7	0	0	0	4
Reggie Lemelin	49	0	0	0	2

Goaltender	GP	MINS	W-L-T	GA	GAA
Andy Moog	6	360	4-2-0	17	2.83
Reggie Lemelin	49	2828	24-17-6	138	2.93
Doug Keans	30	1660	16-11-0	90	3.25



Phil Esposito's number 7 was honored by the Bruins and Ray Bourque on December 3, 1987.

1987-88 NOTABLES:

Home Record.....	24-13-3
Road Record.....	20-17-3
Overall Record.....	44-30-6

- Ray Bourque wins the Norris Trophy and First Team All-Star honors for the second straight season.
- Cam Neely is named to the Second All-Star Team.
- Ray Bourque sets a team record by a defenseman with a 19-game point streak from January 16-March 5 (6-21=27 totals). It is the second-longest such streak by a defenseman in league history.
- December 3, 1987: Phil Esposito's number 7 is retired by the team in pre-game ceremonies that saw Ray Bourque remove his #7 jersey, displaying the #77 that he would wear from that game on.
- December 19, 1987: The Bruins and Blues combine for the fastest two goals in NHL history in just two seconds during the third period, as Boston's Ken Linseman scores at 19:50 and St. Louis' Doug Gilmour tallies into an empty net at 19:52.
- March 13, 1988: Rick Middleton plays his 1,000th NHL game vs. Washington.
- March 19, 1988: Jay Miller sets a club single-season penalty minute record with 273. He ends the season with 302.

1988-89

Gm	Date	Opponent	Score
1	Oct. 6	Toronto	W 2-1
2	8	at Hartford	W 6-2
3	9	Hartford	W 3-1
4	12	at Los Angeles	L 2-6
5	15	at Minnesota	L 1-5
6	16	at Chicago	W 10-3
7	19	at Winnipeg	W 5-2
8	22	at St. Louis	W 5-2
9	25	Montreal*	T 1-1
10	27	Quebec	W 6-2
11	29	Buffalo*	T 3-3
12	30	at Buffalo*	T 3-3
13	Nov. 2	at Toronto	W 7-2
14	3	Hartford	L 3-5
15	6	Vancouver	W 4-2
16	11	at NY Rangers	T 4-4
17	12	Calgary	L 1-2
18	15	at Quebec*	T 5-5
19	17	Montreal	L 2-5
20	18	at Detroit	L 2-5
21	20	Detroit*	L 4-5
22	23	at Montreal	L 0-2
23	24	Philadelphia*	W 2-1
24	26	Chicago	W 8-2
25	29	at Philadelphia	L 1-5

REGULAR SEASON SCORING & RESULTS



26	Dec.	1	Minnesota	L	1-4
27		3	at Washington*	T	1-1
28		4	Pittsburgh*	T	3-3
29		6	at NY Islanders	W	4-3
30		8	Buffalo	L	2-4
31		10	NY Rangers*	T	1-1
32		12	at Montreal	L	1-3
33		15	Edmonton*	W	4-3
34		17	Quebec*	T	2-2
35		18	at Quebec	L	2-4
36		21	at Hartford	W	4-3
37		22	Montreal	L	2-4
38		26	at Buffalo	L	1-2
39		29	at New Jersey	W	6-2
40	Jan.	2	St. Louis	W	8-7
41		5	NY Islanders	L	3-5
42		7	at Montreal	L	1-3
43		8	at Quebec	W	4-2
44		12	Montreal	L	3-5
45		14	Detroit*	T	5-5
46		15	at Washington	W	4-3
47		19	Calgary	L	2-7
48		21	Buffalo*	L	5-6
49		22	at Buffalo	L	4-6
50		25	at Toronto*	W	2-1
51		26	St. Louis	W	4-2
52		28	Winnipeg	L	3-4
53	Feb.	1	at Minnesota*	T	4-4
54		3	at Winnipeg	W	4-2
55		5	Pittsburgh	L	2-5
56		9	Los Angeles	W	4-1
57		11	Edmonton	W	5-2
58		14	at Vancouver	L	2-5
59		15	at Los Angeles	W	7-3
60		18	at Calgary	W	4-3
61		19	at Edmonton	W	4-2
62		25	at Hartford	W	9-1
63		28	at New Jersey*	T	3-3
64	Mar.	2	Quebec	W	5-2
65		4	Vancouver	W	6-4
66		5	at NY Rangers	W	5-0
67		7	at NY Islanders	W	2-1
68		9	Washington	L	2-7
69		11	Buffalo*	T	6-6
70		12	at Buffalo	L	2-3
71		14	at Pittsburgh	W	8-2
72		16	Quebec*	T	2-2
73		18	Philadelphia	W	6-3
74		19	Hartford	L	2-3
75		22	at Hartford	L	2-4
76		23	New Jersey	W	5-3
77		25	Chicago	W	6-3
78		27	at Montreal	L	2-5
79	Apr.	1	at Quebec	W	5-4
80		2	Hartford	W	3-2

Player	GP	G	A	PTS	PIM
Cam Neely	74	37	38	75	190
Ken Linseman	78	27	45	72	164
Craig Janney	62	16	46	62	12
Randy Burridge	80	31	30	61	39
Ray Bourque	60	18	43	61	52
Glen Wesley	77	19	35	54	61
Bobby Joyce	77	18	31	49	46
Greg Hawgood	56	16	24	40	84
Bob Carpenter/Los Angeles	39	11	15	26	16
/Boston	18	5	9	14	10
/Total	57	16	24	40	26
Andy Brickley	71	13	22	35	20
Keith Crowder	69	15	18	33	147
Garry Galley	78	8	22	30	80
Bob Sweeney	75	14	14	28	104
Steve Kasper	49	10	16	26	49
John Carter	44	12	10	22	24
Michael Thelven	40	3	18	21	71
Greg Johnston	57	11	9	20	32
Ray Neufeld/Winnipeg	31	5	2	7	52
/Boston	14	1	3	4	28
/Total	45	6	5	11	80
Don Sweeney	36	3	5	8	20
Tommy Lehmann	26	4	2	6	10
Jay Miller	37	2	4	6	168
Allen Pedersen	51	0	6	6	69
Alain Cote	31	2	3	5	51
Bruce Shoebottom	29	1	3	4	44
Lyndon Byers	49	0	4	4	218
Billy O'Dwyer	19	1	2	3	8
Robert Cimetta	7	2	0	2	0
Paul Guay/Los Angeles	2	0	0	0	2
/Boston	5	0	2	2	0
/Total	7	0	2	2	2

Gord Kluzak	3	0	1	1	2
Ray Podloski	8	0	1	1	17
Stephane Quintal	26	0	1	1	29
Reggie Lemelin	40	0	1	1	6
Andy Moog	41	0	1	1	6
Dale Dunbar	1	0	0	0	0
Ron Flockhart	4	0	0	0	0
Paul Beraldo	7	0	0	0	4
Carl Mokosak	7	0	0	0	31
Moe Lemay	12	0	0	0	23

Goaltender	GP	MINS	W-L-T	GA	GAA
Reggie Lemelin	40	2396	19-15-6	120	3.01
Andy Moog	41	2486	18-14-8	133	3.21



Randy Burridge was second on the team in goals in 1988-89 with 31.

1988-89 NOTABLES:

Home Record.....	17-15-8
Road Record.....	20-14-6
Overall Record.....	37-29-14

- Ray Bourque is named a Second Team All-Star.
- October 16, 1988: Cam Neely ties a club record for points in a game with 3-4=7 totals in a 10-3 win in Chicago. Glen Wesley has a 1-5=6 effort in the game, including tying a team mark with four second period assists.
- March 19, 1989: Michael Thelven scores a shorthanded goal from his own end when a carom from his clearing pass eludes Hartford goaltender Peter Sidorkiewicz, who had come out from the goal to pass the puck back up ice.

1989-90

Gm	Date	Opponent	Score
1	Oct. 5	Pittsburgh	W 5-4
2	7	at Quebec	L 1-4
3	9	Montreal	W 2-0
4	11	at Montreal	L 2-4
5	13	at Edmonton*	T 3-3
6	15	at Vancouver	L 6-7
7	17	at Los Angeles	W 3-2
8	20	at Edmonton	W 3-0
9	21	at Calgary	L 2-5
10	26	Quebec	W 4-2
11	28	Hartford	L 0-1
12	29	at Buffalo	L 3-4
13	Nov. 2	Los Angeles*	W 5-4
14	4	Buffalo*	T 3-3
15	9	Edmonton	W 6-2
16	10	at Washington	W 5-3
17	15	at Hartford	W 5-2
18	16	Montreal	W 3-2
19	18	New Jersey	W 6-4
20	21	at Detroit*	W 2-1
21	23	Toronto	W 6-0
22	25	at Montreal	L 3-5
23	28	at St. Louis	W 5-1
24	30	Buffalo	W 5-1
25	Dec. 2	St. Louis	L 1-2
26	3	at Philadelphia	W 2-1
27	5	at Quebec*	T 3-3
28	7	Hartford	L 3-4
29	9	Washington	L 3-7
30	12	at Pittsburgh	L 5-7
31	13	at Buffalo	W 4-2
32	16	Buffalo	L 1-3
33	17	at New Jersey	L 1-3
34	20	at Hartford	L 3-4
35	21	Minnesota	W 4-2
36	23	Detroit	W 6-5
37	26	Toronto	W 6-4
38	29	at Buffalo*	W 4-3
39	30	at Toronto*	L 6-7
40	Jan. 2	at Pittsburgh	W 5-2

41	Jan.	4	Winnipeg	W	4-2
42		6	Washington	W	5-3
43		7	at Buffalo	W	2-1
44		11	Quebec	W	3-1
45		13	NY Rangers	L	2-3
46		15	Hartford	W	4-1
47		17	at Hartford*	T	5-5
48		18	Calgary*	T	2-2
49		23	at Quebec	W	9-2
50		25	NY Islanders	W	5-2
51		27	Philadelphia	W	2-1
52		29	at Montreal	W	2-1
53	Feb.	1	Montreal	L	2-4
54		3	NY Rangers	L	1-2
55		4	at Quebec	W	3-2
56		6	at Detroit	W	2-0
57		8	Quebec	W	5-1
58		10	NY Islanders*	L	3-4
59		11	Vancouver	L	2-4
60		14	at Winnipeg	L	2-3
61		18	at Vancouver	W	7-2
62		20	at Calgary	W	5-3
63		22	at Chicago	W	6-3
64		24	at Minnesota	W	3-2
65		26	at NY Rangers	L	1-6
66	Mar.	1	Montreal	W	5-3
67		3	Chicago	W	4-3
68		4	at Chicago	W	4-1
69		6	at Philadelphia	W	2-1
70		8	Buffalo	L	4-10
71		10	at NY Islanders*	T	3-3
72		11	at Hartford	W	4-3
73		15	Winnipeg*	T	3-3
74		17	Los Angeles	L	4-5
75		22	Quebec	W	7-3
76		24	Minnesota	L	6-7
77		27	at St. Louis	W	3-0
78		29	Hartford	W	3-2
79		31	at Montreal*	T	2-2
80	Apr.	1	New Jersey*	T	3-3

Player	GP	G	A	PTS	PIM
Cam Neely	76	55	37	92	117
Ray Bourque	76	19	65	84	50
Craig Janney	55	24	38	62	4
Bob Carpenter	80	25	31	56	97
Bob Sweeney	70	22	24	46	93
Dave Poulin/Philadelphia	28	9	8	17	12
/Boston	32	6	19	25	12
/Total	60	15	27	42	24
Brian Propp/Philadelphia	40	13	15	28	31
/Boston	14	3	9	12	10
Brian Propp/Total	54	16	24	40	41
Dave Christian/Washington	28	3	8	11	4
/Boston	50	12	17	29	8
/Total	78	15	25	40	12
Andy Brickley	43	12	28	40	8
John Carter	76	17	22	39	26
Greg Hawgood	77	11	27	38	76
Glen Wesley	78	9	27	36	48
Garry Galley	71	8	27	35	75
Randy Burridge	63	17	15	32	47
Bobby Gould	77	8	17	25	92
Ken Linseman	32	6	16	22	66
Jim Wiemer	61	5	14	19	63
Robert Cimetta	47	8	9	17	33
Brian Lawton/Hartford	13	2	1	3	6
/Quebec	14	5	6	11	10
/Boston	8	0	0	0	14
/Total	35	7	7	14	30
Peter Douris	36	5	6	11	15
Lyndon Byers	43	4	4	8	159
Don Sweeney	58	3	5	8	58
Mike Millar	15	1	4	5	0
Jarmo Kekalainen	11	2	2	4	8
Stephane Quintal	38	2	2	4	22
Nevin Markwart	8	1	2	3	15
Bobby Joyce	23	1	2	3	22
Allen Pedersen	68	1	2	3	71
Andy Moog	46	0	3	3	18
Wes Walz	2	1	1	2	0
Greg Johnston	9	1	1	2	6
Michael Thelven	6	0	2	2	23
Gord Kluzak	8	0	2	2	11
Bob Beers	3	0	1	1	6
Billy O'Dwyer	6	0	1	1	2
Ray Neufeld	1	0	0	0	0
Ron Hoover	2	0	0	0	0
John Blum	2	0	0	0	0
Bruce Shoebottom	2	0	0	0	4
Graeme Townshend	4	0	0	0	7

REGULAR SEASON SCORING & RESULTS



Lou Crawford	7	0	0	0	20
Reggie Lemelin	43	0	0	0	32

Goaltender	GP	MINS	W-L-T	GA	GAA
Reggie Lemelin	43	2318	22-15-2	108	2.80
Andy Moog	46	2538	24-10-7	122	2.88

1989-90 NOTABLES:

Home Record.....	23-13-4
Road Record.....	23-12-5
Overall Record.....	46-25-9

- The Bruins win the President's Trophy and are the only team in the league to reach the 100-point mark at 101.
- Reggie Lemelin and Andy Moog combine to win the Jennings Trophy for the fewest goals allowed.
- Ray Bourque wins his third Norris Trophy and is named a First Team All-Star for the seventh time.
- Cam Neely earns Second Team All-Star honors.
- Gord Kluzak wins the Masterton Trophy.
- October 9, 1989: Reggie Lemelin records a 2-0 win in the Bruins' first shutout of Montreal in Boston since March 8, 1970 and first overall since January 19, 1974.
- November 30, 1989: Cam Neely extends his goal scoring streak to eight games, the second-longest in club history.
- March 10, 1990: Cam Neely scores his 50th goal of the season in a 3-3 tie at NY Islanders.



Reggie Lemelin combined with Andy Moog to win the Jennings Trophy for the fewest goals allowed in 1989-90.


1990-91

Gm	Date	Opponent	Score
1	Oct. 4	Philadelphia	W 4-1
2	6	Quebec	W 7-1
3	7	at Quebec	W 5-2
4	10	at Winnipeg	W 4-2
5	11	at Minnesota*	T 3-3
6	13	at Los Angeles	L 1-7
7	17	at Vancouver	L 1-3
8	19	at Edmonton	L 1-8
9	20	at Calgary	L 1-8
10	25	Vancouver	W 4-2
11	27	Chicago	W 5-4
12	31	at Buffalo*	T 3-3
13	Nov. 1	St. Louis*	W 3-2
14	3	Buffalo	L 1-4
15	5	at NY Rangers*	W 3-2
16	7	at Montreal	W 2-0
17	10	Pittsburgh*	T 3-3
18	11	at Washington	W 5-3
19	14	at Hartford	L 1-3
20	15	Quebec	W 6-0
21	17	Montreal*	T 1-1
22	19	at Toronto	W 5-2
23	23	Hartford	L 3-4
24	24	at Hartford	W 4-3
25	29	Edmonton	W 4-2
26	Dec. 1	NY Rangers	L 4-5
27	4	at Detroit*	W 5-4
28	6	Montreal	L 4-6
29	8	at Montreal	L 1-7
30	9	at Buffalo	W 3-2
31	12	at Hartford	W 5-1
32	13	Hartford	W 8-2
33	15	New Jersey*	T 1-1
34	18	at New Jersey	L 3-8
35	20	Buffalo	W 4-1
36	22	Minnesota	W 6-2
37	23	at NY Rangers*	T 5-5
38	26	at Buffalo*	T 3-3
39	28	at Winnipeg	L 0-6

40	Dec. 29	at Minnesota*	T	4-4
41	Jan. 3	Vancouver	W	8-3
42	5	Washington	L	3-5
43	7	Winnipeg	W	5-2
44	8	at Quebec	L	2-4
45	10	Quebec	W	5-3
46	12	Philadelphia	L	1-3
47	14	Detroit	W	6-1
48	15	at NY Islanders	W	5-4
49	17	Los Angeles	W	5-3
50	22	at Buffalo	L	4-6
51	24	Hartford	W	3-0
52	26	Calgary	W	5-2
53	27	at Montreal	W	3-1
54	31	Montreal	W	5-2
55	Feb. 2	at Pittsburgh	L	2-6
56	3	Pittsburgh	W	6-3
57	5	Edmonton*	W	6-5
58	7	Calgary	L	1-4
59	9	Chicago	W	5-3
60	10	at Quebec	W	7-4
61	13	at Montreal	W	7-4
62	16	at Los Angeles*	W	5-4
63	21	at Chicago	L	1-4
64	23	at St. Louis	L	2-9
65	28	NY Islanders	W	5-0
66	Mar. 2	Buffalo	L	4-7
67	3	at New Jersey	W	3-1
68	5	at Toronto	L	3-6
69	7	St. Louis*	T	5-5
70	9	Toronto	W	2-0
71	14	Montreal	W	3-2
72	16	Detroit	L	3-5
73	17	at Philadelphia	W	3-1
74	19	at Hartford*	T	1-1
75	21	Quebec*	T	3-3
76	23	Buffalo	W	6-3
77	24	at Washington*	T	3-3
78	26	at Quebec	W	7-4
79	30	at NY Islanders	L	3-5
80	31	Hartford	W	7-3

Player	GP	G	A	PTS	PIM
Ray Bourque	76	21	73	94	75
Craig Janney	77	26	66	92	8
Cam Neely	69	51	40	91	98
Ken Hodge	70	30	29	59	29
Dave Christian	78	32	21	53	41
Bob Sweeney	80	15	33	48	115
Glen Wesley	80	11	32	43	78
Randy Burridge	62	15	13	28	40
Petri Skriko/Vancouver	20	4	4	8	8
/Boston	28	5	14	19	9
/Total	48	9	18	27	17
Garry Galley	70	6	21	27	84
Jim Wiemer	61	4	19	23	62
Don Sweeney	77	8	13	21	67
Dave Poulin	31	8	12	20	25
Jeff Lazaro	49	5	13	18	67
Vladimir Ruzicka	29	8	8	16	19
Bob Carpenter	29	8	8	16	22
Wes Walz	56	8	8	16	32
Chris Nilan	41	6	9	15	277
John Carter	50	4	7	11	68
Andy Brickley	40	2	9	11	8
Stephane Quintal	45	2	6	8	89
Allen Pedersen	57	2	6	8	107
Peter Douris	39	5	2	7	9
Graeme Townshend	18	2	5	7	12
Nevin Markwart	23	3	3	6	36
Ron Hoover	15	4	0	4	31
Lyndon Byers	19	2	2	4	82
John Byce	18	1	3	4	6
Ralph Barahona	3	2	1	3	0
Jarmo Kekalainen	16	2	1	3	6
Andy Moog	51	0	2	2	20
Ken Hammond	1	1	0	1	2
Bob Beers	16	0	1	1	10
Matt DelGuidice	1	0	0	0	0
Bruce Shobebottom	1	0	0	0	5
Gord Kluzak	2	0	0	0	0
Norm Foster	3	0	0	0	0
Shayne Stevenson	14	0	0	0	26
Reggie Lemelin	33	0	0	0	10

Goaltender	GP	MINS	W-L-T	GA	GAA
Matt DelGuidice	1	10	0-0-0	0	0.00
Andy Moog	51	2848	25-13-9	136	2.87
Reggie Lemelin	33	1831	17-10-3	111	3.64
Norm Foster	3	184	2-1-0	14	4.57



Craig Janney finished second in the team's scoring race in 1990-91 with a career-high 92 points.

1990-91 NOTABLES:

Home Record.....	26-9-5
Road Record.....	18-15-7
Overall Record.....	44-24-12

- Ray Bourque wins the Norris Trophy and is named a First Team All-Star.
- Cam Neely earns a Second Team All-Star berth.
- The Bruins win the Adams Division crown for the second straight year.
- January 24, 1991: Ray Bourque has two assists to become the club's all-time leading scorer among defensemen.
- March 21, 1991: The Bruins take 73 shots on Quebec's Ron Tugnutt, including 25 in the third period and 12 in the five-minute overtime of the 3-3 tie. It is the second-highest shot total by one team in NHL history and Ray Bourque has a league-record 19 shots on goal.
- March 26, 1991: Cam Neely records his second straight 50-goal season with a two-goal effort in Quebec.
- March 31, 1991: Chris Nilan sets a league record with ten penalties vs. Hartford. He is assessed six minors, two majors, a ten-minute misconduct and a game misconduct.

1991-92

Gm	Date	Opponent	Score
1	Oct. 3	NY Rangers	W 5-3
2	5	NY Islanders	L 3-4
3	7	at NY Rangers*	L 1-2
4	9	at Buffalo*	T 4-4
5	12	Montreal	L 0-6
6	17	at Vancouver*	T 3-3
7	19	at San Jose	W 4-1
8	24	at St. Louis	L 5-6
9	26	at Minnesota	L 0-4
10	27	at Chicago	W 6-3
11	31	Los Angeles	L 2-4
12	Nov. 2	Detroit	W 4-1
13	4	at NY Islanders	L 4-6
14	5	at Pittsburgh*	T 5-5
15	7	Calgary*	T 4-4
16	9	New Jersey	W 4-0
17	14	Quebec	W 5-2
18	16	at Hartford*	W 5-4
19	20	at Buffalo	L 1-3
20	22	at Washington	L 3-6
21	23	Buffalo	W 7-4
22	25	at Montreal	L 3-4
23	27	at NY Islanders	W 3-2
24	29	Montreal*	W 5-4
25	Dec. 1	Hartford	W 5-4
26	5	Quebec*	T 2-2
27	7	Philadelphia	L 3-5
28	8	at NY Rangers	L 0-4
29	10	at Quebec	L 2-5
30	12	Montreal	W 5-2
31	14	Toronto	W 4-3
32	19	Pittsburgh	L 4-6
33	21	Edmonton	W 6-3
34	22	at Montreal	L 2-3
35	26	Hartford	W 3-2
36	27	at Buffalo	L 1-8
37	29	at Winnipeg	W 6-3
38	31	at Detroit	W 5-3
39	Jan. 2	Winnipeg	L 1-3
40	4	Buffalo	W 4-2
41	8	at Montreal	L 2-3
42	9	Quebec	W 5-4
43	11	Philadelphia	W 5-1
44	15	at Hartford	W 4-3

REGULAR SEASON SCORING & RESULTS



45	Jan.	16	Hartford*	W	4-3
46		22	at Toronto	W	5-2
47		23	Montreal	L	1-3
48		25	at Hartford*	T	4-4
49		27	Minnesota	W	3-2
50		28	at Quebec	W	4-2
51		30	Calgary	W	3-1
52	Feb.	1	Buffalo*	T	2-2
53		4	at Winnipeg*	T	3-3
54		6	at Philadelphia	L	1-5
55		8	New Jersey	L	4-6
56		9	Pittsburgh	W	6-3
57		13	at St. Louis	L	0-4
58		17	at Los Angeles	L	3-6
59		19	at Calgary	L	4-6
60		21	at Edmonton	W	5-3
61		23	at Vancouver	L	1-2
62		27	Toronto	W	4-2
63		29	Washington*	T	5-5
64	Mar.	1	at Washington	W	4-1
65		3	at Hartford	L	0-4
66		5	Vancouver*	T	2-2
67		7	Chicago	L	1-2
68		8	at Chicago	L	0-4
69		11	at Buffalo	L	3-6
70		14	at Quebec*	W	5-4
71		15	Los Angeles	W	5-1
72		19	St. Louis	L	1-4
73		21	Edmonton	L	3-4
74		23	San Jose	W	7-6
75		26	at New Jersey	L	2-4
76		28	Buffalo*	W	4-3
77		31	at Quebec	W	5-4
78	Apr.	12	Quebec*	T	1-1
79		13	Hartford	W	6-3
80		15	at Montreal*	T	4-4

Player	GP	G	A	PTS	PIM
Adam Oates/St. Louis	54	10	59	69	12
/Boston	26	10	20	30	10
/Total	80	20	79	99	22
Ray Bourque	80	21	60	81	56
Vladimir Ruzicka	77	39	36	75	48
Steve Leach	78	31	29	60	147
Craig Janney	53	12	39	51	20
Glen Wesley	78	9	37	46	54
Bob Carpenter	60	25	23	48	46
Brent Ashton/Winnipeg	7	1	0	1	4
/Boston	61	17	22	39	47
Brent Ashton/Total	68	18	22	40	51
Andy Brickley	23	10	17	27	2
Peter Douris	54	10	13	23	10
Bob Sweeney	63	6	14	20	103
Joe Juneau	14	5	14	19	4
Gord Murphy/Philadelphia	31	2	8	10	33
/Boston	42	3	6	9	51
/Total	73	5	14	19	84
Ken Hodge	42	6	11	17	10
Dave Reid	43	7	7	14	27
Stephane Quintal	49	4	10	14	77
Don Sweeney	75	3	11	14	74
Garry Galley	38	2	12	14	83
Barry Pederson/Hartford	5	2	2	4	0
/Boston	32	3	6	9	8
/Total	37	5	8	13	8
Cam Neely	9	3	3	12	16
Chris Nilan	38	5	5	10	186
Nevin Markwart	18	3	6	9	44
Jeff Lazaro	27	3	6	9	31
Jim Wiemer	47	1	8	9	84
Scott Arniel	29	5	3	8	20
Dave Poulin	18	4	4	8	18
Steve Heinze	14	3	4	7	6
Gord Hynes	15	0	5	5	6
Bob Beers	31	0	5	5	29
Glen Murray	5	3	1	4	0
Chris Winnes	24	1	3	4	6
Lou Crawford	19	2	1	3	9
Ted Donato	10	1	2	3	8
Wes Walz	15	0	3	3	12
Andy Moog	62	0	3	3	52
Brent Hughes	8	1	1	2	38
Lyndon Byers	31	1	1	2	129
John Byce	3	1	0	1	0
Jozef Stumpel	4	1	0	1	0
Brian Dobbin	7	1	0	1	22
Glen Featherstone	7	1	0	1	20
Petri Skriko	9	1	0	1	6
Ralph Barahona	3	0	1	1	0
Shayne Stevenson	5	0	1	1	2
Reggie Lemelin	8	0	1	1	2

Clark Donatelli	10	0	1	1	22
Dave Thomlinson	12	0	1	1	17
Matt Hervey	16	0	1	1	55
Jack Capuano	2	0	0	0	0
Petr Prajsler	3	0	0	0	2
Matt Glennon	3	0	0	0	2
Jim Vesey	4	0	0	0	0
Al Stewart	4	0	0	0	17
Daniel Berthiaume	8	0	0	0	0
Matt DelGuidice	10	0	0	0	2

Goaltender	GP	MINS	W-L-T	GA	GAA
Daniel Berthiaume	8	401	1-4-2	21	3.14
Andy Moog	62	3641	28-22-9	196	3.23
Reggie Lemelin	8	407	5-1-0	23	3.39
Matt DelGuidice	10	424	2-5-1	28	3.94

1991-92 NOTABLES:

Home Record.....	23-11-6
Road Record.....	13-21-6
Overall Record.....	36-32-12

- Ray Bourque earns First Team All-Star honors for the ninth season.
- February 29, 1992: Ray Bourque becomes just the third defenseman in NHL history to record 1,000 career points.



Vladimir Ruzicka led the team in goals with 39 in 1991-92.

1992-93

Gm	Date	Opponent	Score
1	Oct. 8	Hartford*	W 3-2
2	10	NY Islanders*	T 3-3
3	12	Ottawa	W 6-3
4	15	at San Jose	W 8-2
5	17	at Los Angeles	L 6-8
6	22	at Calgary	W 4-2
7	23	at Edmonton	W 6-3
8	25	at Vancouver	W 5-3
9	29	Los Angeles	W 8-3
10	31	Chicago	L 2-3
11	Nov. 5	Quebec	W 6-4
12	7	NY Rangers*	T 2-2
13	11	at Buffalo	L 2-7
14	12	Calgary	W 5-3
15	14	Toronto	L 1-4
16	16	at Montreal	L 3-6
17	19	NY Islanders	W 5-2
18	21	Philadelphia	W 4-3
19	23	at Ottawa	W 3-2
20	25	at Washington	L 2-6
21	27	Hartford*	W 5-4
22	28	at Hartford*	L 3-4
23	30	at Quebec	W 4-3
24	Dec. 3	Montreal	W 4-3
25	5	at New Jersey	W 4-2
26	6	at Philadelphia	W 7-1
27	9	at Buffalo	L 2-5
28	10	Ottawa	W 4-2
29	12	at Montreal	L 1-5
30	15	Buffalo	L 2-3
31	18	at Detroit	L 1-6
32	19	Washington	W 4-3
33	22	Tampa Bay	W 5-3
34	26	at Hartford	W 9-4
35	27	at NY Rangers	L 5-6
36	29	at Winnipeg	L 4-5
37	31	at Minnesota	L 3-5
38	Jan. 2	Hartford*	W 3-2
39	5	at Pittsburgh	L 2-6
40	7	Quebec*	L 2-3
41	9	New Jersey	L 2-6

42	Jan.	12	Buffalo	W	5-2
43		14	Pittsburgh	W	7-0
44		16	Philadelphia	L	4-5
45		18	San Jose	W	4-3
46		19	at NY Islanders*	T	2-2
47		21	at Philadelphia	W	5-4
48		23	New Jersey	W	7-5
49		25	at Montreal*	L	2-3
50		26	at Quebec*	T	4-4
51		28	Winnipeg	W	6-2
52		30	at NY Islanders	W	6-5
53	Feb.	2	Edmonton	L	3-4
54		3	at Quebec	W	4-1
55		8	at Pittsburgh	L	0-4
56		9	at St. Louis	W	6-1
57		11	at Chicago	L	3-6
58		14	at Tampa Bay*	T	3-3
59		17	at Montreal	W	5-2
60		20	at Toronto*	T	4-4
61		25	Minnesota*	T	3-3
62		27	Washington	W	5-4
63	Mar.	1	Montreal	L	2-5
64		4	Vancouver	W	4-3
65		6	St. Louis*	W	4-3
66		9	at Pittsburgh	L	2-3
67		11	Montreal	W	5-2
68		13	Ottawa	W	6-3
69		15	at NY Rangers	W	3-1
70		16	New Jersey	W	3-1
71		18	at Ottawa	W	4-1
72		20	Detroit	L	4-7
73		22	Hartford	W	5-4
74		24	at Buffalo	W	2-0
75		25	Montreal	W	2-0
76		27	Pittsburgh	L	3-5
77		30	at Hartford	W	3-1
78	Apr.	3	Buffalo	W	3-2
79		4	at Buffalo	W	3-0
80		6	at Quebec	W	7-1
81		8	Quebec	W	6-2
82		10	at Montreal	W	5-1
83		11	Ottawa	W	4-2
84		14	at Ottawa	W	4-2

Player	GP	G	A	PTS	PIM
Adam Oates	84	45	97	142	32
Joe Juneau	84	32	70	102	33
Ray Bourque	78	19	63	82	40
Dmitri Kvartalnov	73	30	42	72	16
Steve Leach	79	26	25	51	126
Dave Poulin	84	16	33	49	62
Vladimir Ruzicka	60	19	22	41	38
Dave Reid	65	20	16	36	10
Ted Donato	82	15	20	35	61
Don Sweeney	84	7	27	34	68
Glen Wesley	64	8	25	33	47
Steve Heinze	73	18	13	31	24
David Shaw	77	10	14	24	108
Cam Neely	13	11	7	18	25
Gord Murphy	49	5	12	17	62
Gordie Roberts	65	5	12	17	105
Grigori Panteleev	39	8	6	14	12
C. J. Young/Calgary	28	3	2	5	20
/Boston	15	4	5	9	12
/Total	43	7	7	14	32
Darin Kimble	55	7	3	10	177
Glen Featherstone	34	5	5	10	102
Brent Hughes	62	5	4	9	191
Peter Douris	19	4	4	8	4
Tim Sweeney	14	1	7	8	6
Glen Murray	27	3	4	7	8
Jim Wiemer	28	1	6	7	48
Stephane Richer/Tampa Bay	3	0	0	0	0
/Boston	21	1	4	5	18
/Total	24	1	4	5	18
Brent Ashton	26	2	2	4	11
Andrew McKim	7	1	3	4	0
Bryan Smolinski	9	1	3	4	0
Jozef Stumpel	13	1	3	4	4
Darren Banks	16	2	1	3	64
John Blue	23	0	2	2	6
Sergei Zholtok	1	0	1	1	0
Dominic Lavoie/Ottawa	2	0	1	1	0
/Boston	2	0	0	0	2
/Total	4	0	1	1	2
Chris Winnes	5	0	1	1	0
Andy Moog	55	0	1	1	14
Mike Bales	1	0	0	0	0
Denis Chervyakov	2	0	0	0	2
Bill Huard	2	0	0	0	0
Reggie Lemelin	10	0	0	0	4


REGULAR SEASON SCORING & RESULTS



Goaltender	GP	MINS	W-L-T	GA	GAA
Mike Bales	1	25	0-0-0	1	2.40
John Blue	23	1322	9-8-4	64	2.90
Andy Moog	55	3194	37-14-3	168	3.16
Reggie Lemelin	10	542	5-4-0	31	3.43

1992-93 NOTABLES:

Home Record.....	29-10-3
Road Record.....	22-16-4
Overall Record.....	51-26-7



Joe Juneau set a league single-season record for assists by a left wing with 70 in 1992-93.

- The Bruins tie a club record with eight straight road wins from March 15-April 14.
- Ray Bourque is named to the First All-Star Team.
- October 25, 1992: Reggie Lemelin plays his 500th NHL game.
- December 9, 1992: Gordie Roberts becomes the first U.S.-born player to play in 1,000 NHL games.
- February 8, 1993: Ray Bourque plays his 1,000th NHL/Bruins game.
- February 9, 1993: Joe Juneau sets a new club single-season rookie assists record with his 49th of the season.
- February 14, 1993: Adam Oates has an assist for his 100th point of the season.
- March 20, 1993: Ray Bourque becomes the club's all-time assist leader with his 795th vs. Detroit.
- March 22, 1993: Joe Juneau sets a club rookie points record with 93.
- April 14, 1993: Joe Juneau has three assists in Ottawa to tie the NHL rookie single-season assists record and set the league single-season mark for assists by a left wing with 70. Adam Oates sets a club record in extending his assist streak to 18 games and has the club's second-longest point streak ever at 21 contests.

1993-94

Gm	Date	Opponent	Score
1	Oct. 5	at NY Rangers	W 4-3
2	7	Buffalo	L 3-5
3	9	Quebec	W 7-3
4	11	Montreal*	T 1-1
5	15	at Anaheim*	T 1-1
6	16	at San Jose*	T 1-1
7	19	at Vancouver	L 4-5
8	22	at Edmonton	W 3-1
9	23	at Calgary*	T 3-3
10	28	Ottawa	W 6-2
11	30	St. Louis	L 1-2
12	Nov. 2	at Detroit	L 1-6
13	4	Calgary	W 6-3
14	6	Tampa Bay*	T 1-1
15	7	at Buffalo	W 4-3
16	11	Edmonton	W 5-1
17	13	at NY Islanders	W 5-2
18	17	at Hartford	W 4-2
19	18	San Jose	W 3-1
20	20	Philadelphia*	T 5-5
21	24	at Pittsburgh	L 3-7
22	26	Florida	W 3-2
23	27	at Toronto	L 2-4
24	30	at Quebec	W 5-2
25	Dec. 2	NY Islanders	W 7-3
26	4	Montreal	L 1-8
27	5	at Buffalo	L 1-3
28	9	Vancouver	L 2-3
29	11	Chicago	L 4-5
30	12	Hartford*	T 2-2
31	15	at New Jersey	W 5-4
32	18	at Tampa Bay	W 5-3

33	Dec. 19	at Florida*	W 2-1
34	23	Pittsburgh	L 3-4
35	27	at Ottawa	W 5-3
36	31	Philadelphia	L 3-4
37	Jan. 2	Washington	W 8-2
38	6	Winnipeg	W 5-4
39	8	Florida*	T 2-2
40	10	Toronto	L 0-3
41	11	at Pittsburgh*	L 4-5
42	13	at Philadelphia	L 2-6
43	15	Detroit	L 2-3
44	17	Hartford	W 5-3
45	19	at Montreal*	T 3-3
46	24	at Hartford	W 2-1
47	25	at Washington	W 3-1
48	28	at NY Islanders	W 3-0
49	29	NY Islanders	W 2-1
50	31	Quebec	W 4-3
51	Feb. 3	NY Rangers	L 0-3
52	5	Philadelphia	W 4-0
53	6	at Florida	L 0-3
54	8	at Quebec	W 6-1
55	10	Buffalo*	T 3-3
56	12	New Jersey	W 5-3
57	14	at Los Angeles*	W 3-2
58	16	at Dallas	W 3-0
59	18	at St. Louis	L 1-3
60	20	at Tampa Bay*	T 2-2
61	23	at NY Rangers	W 6-3
62	25	at Winnipeg	W 7-6
63	27	at Chicago	W 4-0
64	Mar. 3	Los Angeles	W 6-4
65	5	Ottawa	W 6-1
66	7	Washington	W 6-3
67	8	at Pittsburgh	L 3-7
68	10	NY Rangers*	T 2-2
69	12	at New Jersey	L 1-2
70	14	at Montreal	L 4-5
71	17	Pittsburgh	L 2-4
72	19	New Jersey	L 6-8
73	22	at Quebec	L 3-5
74	24	Anaheim	W 5-3
75	26	Montreal	W 6-3
76	27	at Washington	W 6-4
77	31	Dallas*	T 2-2
78	Apr. 1	at Buffalo	L 0-5
79	3	at Pittsburgh	L 2-6
80	7	Ottawa	W 5-4
81	9	Tampa Bay	L 0-3
82	10	at Philadelphia	W 4-3
83	13	at Ottawa	W 8-0
84	14	Hartford	L 2-3

Player	GP	G	A	PTS	PIM
Adam Oates	77	32	80	112	45
Ray Bourque	72	20	71	91	54
Cam Neely	49	50	24	74	54
Joe Juneau	63	14	57	71	35
Al Iafrate/Washington	67	10	35	45	143
/Boston	12	5	8	13	18
/Total	79	15	42	58	161
Glen Wesley	81	14	44	58	64
Ted Donato	84	22	32	54	59
Bryan Smolinski	83	31	20	51	82
Glen Murray	81	18	13	31	48
Brent Hughes	77	13	11	24	143
Jozef Stumpel	59	8	15	23	14
Dave Reid	83	6	17	23	25
Steve Heinze	77	10	11	21	32
Don Sweeney	75	6	15	21	50
Dmitri Kvartalnov	39	12	7	19	10
Steve Leach	42	5	10	15	74
Daniel Marois	22	7	3	10	18
Paul Stanton	71	3	7	10	54
David Shaw	55	1	9	10	85
Cam Stewart	57	3	6	9	66
Glen Featherstone	58	18	9	9	152
Gordie Roberts	59	1	6	7	40
Fred Knipscheer	11	3	2	5	14
Mariusz Czerkawski	4	2	1	3	0
Sergei Zholtok	24	2	1	3	2
Jon Casey	57	0	2	2	14
Darren Banks	4	0	1	1	9
John Gruden	7	0	1	1	2
Vincent Riendeau	18	0	1	1	0
Andrew McKim	29	0	1	1	4
Jamie Huscroft	36	0	1	1	144
Mikhail Tatarinov	2	0	0	0	2
Jon Morris	4	0	0	0	0
Jim Wiemer	4	0	0	0	2
Grigori Panteleev	10	0	0	0	0

John Blue	18	0	0	0	7
Goaltender	GP	MINS	W-L-T	GA	GAA
Jon Casey	57	3196	30-15-9	153	2.87
John Blue	18	944	5-8-3	47	2.99
Vincent Riendeau	18	976	7-6-1	50	3.07



Cam Neely scored the second-fastest 50 goals in league history in 1993-94, tallying his 50th in just his 44th game.

1993-94 NOTABLES:

Home Record.....	20-14-8
Road Record.....	22-15-5
Overall Record.....	42-29-13

- Ray Bourque wins his fifth Norris Trophy and is voted a First Team All-Star.
- Cam Neely earns Second Team All-Star honors and wins the Masterton Trophy for sportsmanship and perseverance.
- December 15, 1993: Glen Wesley becomes the first Boston defenseman since Ray Bourque (March 8, 1983) to score a hat trick.
- January 2-6, 1994: Ray Bourque records points on nine straight Boston goals with assists on the final five goals of an 8-2 win vs. Washington and 1-3=4 totals on the first four goals of a 5-4 victory vs. Winnipeg.
- February 12, 1994: Cam Neely scores a hat trick in a 4:02 span of the first period in a 5-3 win vs. New Jersey.
- March 7, 1994: Cam Neely scores his 50th goal of the season in just his 44th game. Only Wayne Gretzky has scored 50 goals in fewer games in NHL history (39 games).
- March 24, 1994: Adam Oates ties a club record with four assists in the second period of a 5-3 win over Anaheim.
- March 26, 1994: Adam Oates has 2-1=3 totals in a 6-3 win vs. Montreal to reach 100 points for the season.

1994-95

Gm	Date	Opponent	Score
1	Jan. 22	Philadelphia	W 4-1
2	23	at NY Rangers	W 2-1
3	26	New Jersey*	W 1-0
4	28	at Philadelphia	L 1-2
5	30	Florida	L 1-2
6	Feb. 2	Ottawa	W 6-4
7	4	Hartford	W 5-4
8	7	Montreal	W 7-4
9	9	Quebec	L 3-4
10	11	Washington*	T 1-1
11	12	at Buffalo	W 2-1
12	14	at Pittsburgh	L 3-5
13	17	at Florida	W 5-4
14	18	at Tampa Bay	L 1-3
15	22	at Hartford*	L 2-3
16	23	at New Jersey	W 3-2
17	25	at Quebec	T 1-1
18	27	at Ottawa	W 2-0
19	Mar. 2	New Jersey	W 7-2
20	4	Pittsburgh*	L 3-4
21	5	at Hartford	W 5-2
22	7	Washington	L 1-3
23	9	at Philadelphia	L 2-3
24	11	Florida	L 0-2
25	16	Montreal	W 6-0
26	18	NY Islanders	W 4-3
27	19	at New Jersey*	L 3-4
28	22	at Quebec	L 2-6
29	24	at Tampa Bay	W 4-3
30	28	Philadelphia	W 5-1
31	30	at NY Islanders	W 3-2
32	Apr. 1	NY Rangers	L 2-3
33	2	at Washington	L 1-2

REGULAR SEASON SCORING & RESULTS



34	Apr.	6	Buffalo*	T	1-1
35		8	Tampa Bay	W	5-1
36		9	at Buffalo	W	6-5
37		12	Quebec	L	0-4
38		14	at NY Rangers	L	3-5
39		15	at Montreal	W	3-2
40		19	Buffalo	W	4-1
41		20	at Ottawa	W	6-5
42		23	NY Rangers	W	5-4
43		24	at NY Islanders	L	3-5
44		26	Hartford	W	1-0
45		28	at Pittsburgh	L	1-4
46		30	Pittsburgh	W	5-2
47	May	1	Ottawa	W	5-4
48		3	at Montreal	W	4-2

Player	GP	G	A	PTS	PIM
Adam Oates	48	12	41	53	8
Ray Bourque	46	12	31	43	20
Cam Neely	42	27	14	41	72
Bryan Smolinski	44	18	13	31	31
Mariusz Czerkawski	47	12	14	26	31
Mats Naslund	34	8	14	22	4
Don Sweeney	47	3	19	22	24
Ted Donato	47	10	10	20	10
Jozef Stumpel	44	5	13	18	8
Steve Heinze	36	7	9	16	23
Alexei Kasatonov	44	2	14	16	33
Brent Hughes	44	6	6	12	139
Steve Leach	36	5	6	11	68
Jon Rohloff	34	3	8	11	39
Dave Reid	38	5	5	10	10
Sandy Moger	18	2	6	8	6
Glen Murray	35	5	2	7	46
David Shaw	44	3	4	7	36
Jamie Huscroft	34	0	6	6	103
John Gruden	38	0	6	6	22
Fred Knipscheer	16	3	1	4	2
Mikko Makela	11	1	2	3	0
Daniel Lacroix	23	1	0	1	38
Brett Harkins	1	0	1	1	0
Marc Potvin	6	0	1	1	4
Blaine Lacher	35	0	1	1	4
Jeff Serowik	1	0	0	0	0
Grigori Panteleev	1	0	0	0	0
Cam Stewart	5	0	0	0	2
Craig Billington	8	0	0	0	2
Vincent Riendeau	11	0	0	0	2

Goaltender	GP	MINS	W-L-T	GA	GAA
Blaine Lacher	35	1965	19-11-2	79	2.41
Vincent Riendeau	11	565	3-6-1	27	2.87
Craig Billington	8	373	5-1-0	19	3.06

1994-95 NOTABLES:

Home Record..... 15-7-2
Road Record..... 12-11-1
Overall Record..... 27-18-3

- The Bruins play an Eastern Conference-only schedule as an NHL lockout limits the season to 48 games.
- Ray Bourque is named to the Second All-Star Team.
- January 22, 1995: Cam Neely scores a hat trick in a 4-1 win over Philadelphia as the Bruins open their final season in Boston Garden.
- March 30, 1995: Ray Bourque becomes just the second defenseman in NHL history to reach 900 career assists.
- May 1, 1995: The Bruins defeat Ottawa by a 5-4 score in the final regular season game in Boston Garden. Cam Neely scores the Bruins' last regular season goal in the building with the game-winning score at 10:19 of the third period.



The Bruins played their final season in Boston Garden in 1994-95.

1995-96					
Gm	Date	Opponent	Score		
1	Oct. 7	NY Islanders*	T 4-4		
2	9	Buffalo	W 5-3		
3	11	at Colorado	L 1-3		
4	12	at San Jose*	T 6-6		
5	14	at Dallas	L 5-6		
6	17	at St. Louis	W 7-4		
7	21	at Detroit	L 2-4		
8	26	Washington	L 2-4		
9	28	Hartford	W 3-0		
10	31	Montreal	L 1-3		
11	Nov. 2	Detroit*	L 5-6		
12	4	at Montreal	L 1-4		
13	7	at Washington	W 4-3		
14	9	Ottawa	W 4-3		
15	11	Toronto	L 1-3		
16	14	at Tampa Bay	L 3-5		
17	16	New Jersey*	T 2-2		
18	18	St. Louis	W 5-2		
19	21	Winnipeg	W 5-4		
20	24	Los Angeles	W 2-1		
21	25	at Ottawa*	T 3-3		
22	30	Pittsburgh	L 6-9		
23	Dec. 2	Buffalo	W 6-4		
24	3	at Philadelphia	L 1-6		
25	5	Dallas	W 6-4		
26	8	at Tampa Bay	L 1-3		
27	9	at Florida	L 1-3		
28	13	at NY Rangers	L 2-4		
29	14	Florida	W 6-4		
30	16	Calgary	W 6-3		
31	22	at Buffalo*	W 3-2		
32	23	Tampa Bay	W 7-5		
33	26	at NY Islanders*	T 3-3		
34	31	at Winnipeg	W 5-3		
35	Jan. 2	Chicago	L 2-5		
36	3	at Toronto*	T 4-4		
37	6	Hartford	W 5-2		
38	9	Colorado	L 0-3		
39	11	Anaheim	W 7-2		
40	13	New Jersey	W 3-2		
41	15	Vancouver	L 0-6		
42	16	at New Jersey	W 4-2		
43	22	at Pittsburgh*	L 6-7		
44	25	Tampa Bay	W 4-3		
45	27	NY Rangers	L 3-5		
46	28	at Montreal	L 4-5		
47	31	at Ottawa	W 3-1		
48	Feb. 1	Florida*	T 2-2		
49	3	Buffalo	W 4-2		
50	6	at Pittsburgh	L 5-6		
51	7	at Buffalo*	L 1-2		
52	10	Philadelphia	L 2-6		
53	14	at Hartford	W 3-0		
54	15	at Chicago	L 0-3		
55	17	at Vancouver	W 4-1		
56	19	at Los Angeles*	T 3-3		
57	21	at Anaheim*	L 3-4		
58	23	at Edmonton	W 7-4		
59	24	at Calgary	W 2-1		
60	27	Edmonton*	L 3-4		
61	28	at NY Rangers	W 3-1		
62	Mar. 2	Washington	L 0-2		
63	5	at NY Islanders	L 3-5		
64	7	NY Islanders	W 4-3		
65	9	Philadelphia	W 3-2		
66	10	at Florida	W 4-1		
67	14	Pittsburgh	W 4-2		
68	15	at Washington	W 5-2		
69	18	San Jose*	T 3-3		
70	20	at New Jersey	W 2-1		
71	21	Ottawa	W 3-1		
72	23	NY Rangers	L 4-5		
73	27	at Hartford*	W 6-5		
74	28	Montreal*	L 3-4		
75	31	at Buffalo	W 6-5		
76	Apr. 1	at Ottawa*	T 1-1		
77	3	at Montreal	W 4-1		
78	4	Montreal*	T 3-3		
79	7	at Philadelphia	W 4-2		
80	11	Hartford	W 3-2		
81	13	at Hartford	L 0-2		
82	14	Pittsburgh	W 6-5		

Player	GP	G	A	PTS	PIM
Adam Oates	70	25	67	92	18
Ray Bourque	82	20	62	82	58
Rick Tocchet/Los Angeles	44	13	23	36	117
/Boston	27	16	8	24	64

/Total	71	29	31	60	181
Jozef Stumpel	76	18	36	54	14
Shawn McEachern	82	24	29	53	34
Ted Donato	82	23	26	49	46
Cam Neely	49	26	20	46	31
Todd Elik	59	13	33	46	40
Dave Reid	63	23	21	44	4
Sandy Moger	80	15	14	29	65
Steve Heinze	76	16	12	28	43
Don Sweeney	77	4	24	28	42
Kevin Stevens	41	10	13	23	49
Steve Leach	59	9	13	22	86
Kyle McLaren	74	5	12	17	73
Tim Sweeney	41	8	8	16	14
Joe Mullen	37	8	7	15	0
Rick Zombo	67	4	10	14	53
Jon Rohloff	79	1	12	13	59
Ron Sutter	18	5	7	12	24
Mariusz Czerkawski	33	5	6	11	10
Dean Chynoweth/NY Isles	14	0	1	1	40
/Boston	35	2	5	7	88
/Total	49	2	6	8	128
Clayton Beddoes	39	1	6	7	44
Philip Von Stefenelli	27	0	4	4	16
Bill Ranford	40	0	2	2	0
Alexei Kasatonov	19	1	0	1	12
Robbie Tallas	1	0	0	0	0
Ryan Hughes	3	0	0	0	0
Andre Roy	3	0	0	0	0
Cam Stewart	6	0	0	0	0
Mark Cornforth	6	0	0	0	4
Davis Payne	7	0	0	0	7
Kevin Sawyer/St. Louis	6	0	0	0	23
/Boston	2	0	0	0	5
/Total	8	0	0	0	28
Scott Bailey	11	0	0	0	0
Blaine Lacher	12	0	0	0	4
Steve Staios	12	0	0	0	4
John Gruden	14	0	0	0	4
Marc Potvin	27	0	0	0	12
Craig Billington	27	0	0	0	2

Goaltender	GP	MINS	W-L-T	GA	GAA
Bill Ranford	40	2308	21-12-4	109	2.83
Robbie Tallas	1	60	1-0-0	3	3.00
Scott Bailey	11	571	5-1-2	31	3.26
Craig Billington	27	1380	10-13-3	79	3.43
Blaine Lacher	12	671	3-5-2	44	3.93

1995-96 NOTABLES:

Home Record..... 22-14-5
Road Record..... 18-17-6
Overall Record..... 40-31-11

- The Bruins play their first season at the state-of-the-art FleetCenter.
- Ray Bourque earns his 12th First Team All-Star berth.
- October 7, 1995: Cam Neely scores an opening-night hat trick for the second straight season as the Bruins earn a 4-4 tie in their first game at FleetCenter. Sandy Moger scores the first goal in the building at 10:40 of the first period.
- October 17, 1995: Harry Sinden becomes the first General Manager in NHL history with 1,000 career wins with a 7-4 victory at St. Louis.
- December 14, 1995: Adam Oates ties a club record with four goals in a 4-1=5 night vs. Florida.
- April 3, 1996: The Bruins clinch their NHL-record 29th consecutive winning season with a 4-1 win at Montreal.



Harry Sinden became the first General Manager in NHL history to reach 1,000 victories with a 7-4 win in St. Louis on October 17, 1995.

REGULAR SEASON SCORING & RESULTS



1996-97

Gm	Date	Opponent	Score
1	Oct. 5	NY Rangers*	T 4-4
2	7	Phoenix	L 2-5
3	12	at San Jose	W 5-3
4	14	at Vancouver*	W 5-4
5	17	at Los Angeles	L 2-4
6	20	at Anaheim	W 5-1
7	24	Toronto	L 1-2
8	26	Detroit	L 1-2
9	29	New Jersey	W 5-2
10	31	Hartford*	T 4-4
11	Nov. 2	NY Rangers	L 2-5
12	4	Los Angeles*	T 4-4
13	6	at Hartford	L 1-5
14	7	Edmonton	L 0-6
15	9	at Ottawa	W 4-3
16	14	Pittsburgh*	W 2-1
17	18	San Jose	W 4-2
18	19	at Washington*	T 2-2
19	21	Montreal	L 2-6
20	23	Buffalo*	L 2-3
21	26	Philadelphia	W 2-0
22	29	Vancouver	W 7-2
23	30	at Pittsburgh	L 2-6
24	Dec. 4	at Montreal	W 4-3
25	5	Hartford	L 2-4
26	7	Calgary*	T 1-1
27	9	Anaheim	L 2-5
28	12	New Jersey	L 4-7
29	14	Buffalo	L 0-4
30	15	at Philadelphia	L 0-6
31	17	at Pittsburgh	W 6-4
32	19	Tampa Bay	W 3-0
33	21	Washington	W 4-3
34	23	Chicago*	T 3-3
35	27	at Dallas	L 4-6
36	29	at St. Louis	L 2-4
37	Jan. 1	at Ottawa	L 2-3
38	2	at Hartford*	W 5-4
39	4	Dallas	W 3-2
40	7	at Philadelphia	L 3-7
41	9	Montreal	W 5-4
42	11	at Montreal	L 3-6
43	13	Ottawa	L 3-4
44	14	at New Jersey	L 2-4
45	20	Washington	L 2-3
46	22	at Ottawa	W 4-1
47	23	Florida	L 1-4
48	25	Colorado	W 4-1
49	30	at Florida	L 1-3
50	Feb. 1	at Tampa Bay	W 3-0
51	2	at NY Rangers	W 3-2
52	4	Ottawa	L 3-4
53	6	Hartford	L 3-5
54	8	St. Louis*	T 3-3
55	11	at Calgary	L 1-4
56	12	at Edmonton	L 3-4
57	15	at Phoenix*	L 4-5
58	18	at Colorado*	L 2-3
59	20	at Chicago	L 3-5
60	23	at Buffalo	L 1-5
61	24	at Washington*	T 3-3
62	27	Tampa Bay	W 6-2
63	Mar. 1	Philadelphia*	T 5-5
64	3	at Toronto	L 2-4
65	6	at NY Islanders	L 2-5
66	8	at Tampa Bay	W 6-4
67	9	at Florida	W 3-1
68	12	at Hartford	L 3-6
69	13	Montreal	L 0-3
70	15	NY Islanders	W 5-2
71	17	at Buffalo	L 1-5
72	19	at Detroit	L 1-4
73	22	Ottawa	L 4-5
74	24	at Montreal	L 1-3
75	27	NY Islanders	L 3-6
76	29	at NY Islanders	L 2-8
77	Apr. 3	at NY Rangers	L 4-5
78	5	Florida	W 4-2
79	8	at Pittsburgh	L 1-3
80	10	Buffalo	L 1-5
81	11	at New Jersey	L 0-2
82	13	Pittsburgh	W 7-3

Player	GP	G	A	PTS	PIM
Jozef Stumpel	78	21	55	76	14
Adam Oates	63	18	52	70	10
Ted Donato	67	25	26	51	37
Ray Bourque	62	19	31	50	18

Jason Allison/Washington	53	5	17	22	25
/Boston	19	3	9	12	9
/Total	72	8	26	34	34
Rick Tocchet	40	16	14	30	67
Rob DiMaio	72	13	15	28	82
Don Sweeney	82	3	23	26	39
Steve Heinze	30	17	8	25	27
Jean-Yves Roy	52	10	15	25	22
Tim Sweeney	36	10	11	21	14
Landon Wilson/Colorado	9	1	2	3	23
/Boston	40	7	10	17	49
/Total	49	8	12	20	72
Anson Carter/Washington	19	3	2	5	7
/Boston	19	8	5	13	2
/Total	38	11	7	18	9
Sheldon Kennedy	56	8	10	18	30
Barry Richter	50	5	13	18	32
Brett Harkins	44	4	14	18	8
Todd Elik	13	4	12	16	16
Jeff Odgers	80	7	8	15	197
Troy Mallette	68	6	8	14	155
Kyle McLaren	58	5	9	14	54
Sandy Moger	34	10	3	13	45
Steve Staio	54	3	8	11	71
Mattias Timander	41	1	8	9	14
Jon Rohloff	37	3	5	8	31
Trent McCleary	59	3	5	8	33
Bob Beers	27	3	4	7	8
Clayton Beddoes	21	1	2	3	13
Dean Chynoweth	57	0	3	3	171
Anders Myrvold	9	0	2	2	4
Andre Roy	10	0	2	2	12
Yevgeny Shaladybin	3	1	0	1	0
Davis Payne	15	0	1	1	4
Cam Stewart	15	0	1	1	4
Randy Robitaille	1	0	0	0	0
Kevin Sawyer	2	0	0	0	0
Tim Cheveldae	2	0	0	0	0
P. C. Drouin	3	0	0	0	0
Paxton Schafer	3	0	0	0	0
David Emma	5	0	0	0	0
Scott Bailey	8	0	0	0	0
Robbie Tallas	28	0	0	0	0
Dean Malkoc	33	0	0	0	70
Bill Ranford	37	0	0	0	0
Jim Carey	19	0	0	0	0

Goaltender	GP	MINS	W-L-T	GA	GAA
Tim Cheveldae	2	93	0-1-0	5	3.23
Robbie Tallas	28	1245	8-12-1	69	3.33
Bill Ranford	37	2148	12-16-8	125	3.49
Scott Bailey	8	394	1-5-0	24	3.65
Jim Carey	19	1005	5-13-0	64	3.82
Paxton Schafer	3	77	0-0-0	6	4.68

1996-97 NOTABLES:

Home Record..... 14-20-7
Road Record..... 12-27-2
Overall Record..... 26-47-9

- The Bruins miss the post-season for the first time since 1966-67, ending their NHL record of 29 consecutive playoff appearances. Their streak of 29 straight seasons with a winning record is also snapped.
- February 1, 1997: Ray Bourque has a goal and two assists in a 3-0 win in Tampa Bay to become the club's all-time scoring leader with 1,340 points.
- March 27, 1997: Ray Bourque becomes just the fifth player in NHL history to record 1,000 assists and is the first to accomplish it with one team.



Ray Bourque became the team's all-time scoring leader on February 1, 1997 in Tampa Bay. He is shown here with John Bucyk, who had held the record since 1967.

1997-98

Gm	Date	Opponent	Score
1	Oct. 2	Los Angeles	W 6-5
2	4	Montreal	L 1-4
3	7	at Colorado	L 2-3
4	8	at Phoenix*	W 3-2
5	11	at San Jose	L 2-5
6	13	at Anaheim	W 3-0
7	15	at Los Angeles	W 5-3
8	17	at Vancouver	W 2-0
9	18	at Calgary	W 3-0
10	21	at Edmonton	W 2-1
11	23	Tampa Bay*	T 2-2
12	25	Florida	L 4-5
13	30	Anaheim	L 0-3
14	Nov. 1	Edmonton	W 3-1
15	2	at Ottawa	W 3-1
16	6	Washington	W 2-0
17	8	at New Jersey	L 0-2
18	12	at Dallas*	T 3-3
19	13	at St. Louis	L 2-4
20	15	Ottawa*	T 3-3
21	17	at Ottawa	W 4-2
22	19	at Pittsburgh*	T 3-3
23	20	Buffalo	L 0-5
24	22	Dallas	L 0-2
25	26	at Florida	W 5-10
26	28	Vancouver	L 2-5
27	29	Washington*	T 1-1
28	Dec. 1	at Carolina	L 1-3
29	3	at Philadelphia	W 3-0
30	6	Carolina	W 4-1
31	11	Buffalo	W 2-1
32	13	Montreal	W 4-2
33	15	at Florida	W 6-2
34	17	at Tampa Bay	L 0-2
35	18	at Philadelphia*	T 2-2
36	20	NY Islanders	L 3-4
37	22	Detroit	L 2-4
38	27	at Tampa Bay	W 3-1
39	28	at NY Rangers	L 3-4
40	31	at Toronto*	T 2-2
41	Jan. 1	Ottawa*	T 0-0
42	3	San Jose	W 3-0
43	7	at Montreal*	W 2-1
44	8	Phoenix	W 5-2
45	12	New Jersey*	T 1-1
46	14	Pittsburgh	W 5-2
47	21	at Montreal	L 2-4
48	24	at Pittsburgh	L 2-4
49	25	at Washington	L 1-4
50	27	Ottawa	W 6-1
51	29	Pittsburgh	L 2-4
52	31	NY Rangers	W 4-2
53	Feb. 1	at NY Islanders*	T 2-2
54	4	at Buffalo*	T 2-2
55	5	St. Louis	L 1-3
56	7	Carolina	L 1-3
57	26	Buffalo*	T 1-1
58	28	Pittsburgh	W 6-2
59	Mar. 1	at NY Islanders	W 5-4
60	3	at Washington	W 3-0
61	5	at New Jersey*	T 1-1
62	7	Chicago	L 1-2
63	10	at Detroit	W 6-3
64	12	Calgary	L 2-5
65	14	NY Rangers	W 5-1
66	16	Tampa Bay*	W 4-3
67	19	Toronto	W 4-0
68	21	at Buffalo	W 2-1
69	22	at Chicago	L 0-1
70	26	Philadelphia	W 4-2
71	28	Florida*	L 2-3
72	30	Colorado	W 4-1
73	Apr. 1	at NY Rangers	W 4-2
74	3	at Buffalo	L 4-5
75	6	Carolina	L 0-3
76	7	at Ottawa	W 4-2
77	9	NY Islanders	W 4-1
78	11	New Jersey	L 2-3
79	13	at Carolina	W 3-2
80	15	at Montreal	W 6-2
81	18	at Pittsburgh	L 2-5
82	19	Philadelphia	W 2-1

Player	GP	G	A	PTS	PIM
Jason Allison	81	33	50	83	60
Dmitri Khristich	82	29	37	66	42
Ray Bourque	82	13	35	48	80
Sergei Samsonov	81	22	25	47	8

REGULAR SEASON SCORING & RESULTS




Steve Heinze	61	26	20	46	54
Anson Carter	78	16	27	43	31
Ted Donato	79	16	23	39	54
Tim Taylor	79	20	11	31	57
Rob DiMaio	79	10	17	27	82
P. J. Axelsson	82	8	19	27	38
Kyle McLaren	66	5	20	25	56
Grant Ledyard/Vancouver	49	2	13	15	14
/Boston	22	2	7	9	6
/Total	71	4	20	24	20
Dave Ellett	82	3	20	23	67
Mike Sullivan	77	5	13	18	34
Don Sweeney	59	1	15	16	24
Darren Van Impe/Anaheim	19	1	3	4	4
/Boston	50	2	8	10	36
/Total	69	3	11	14	40
Joe Thornton	55	3	4	7	19
Hal Gill	68	2	4	6	47
Landon Wilson	28	1	5	6	7
Byron Dafeo	65	0	3	3	2
Shawn Bates	13	2	0	2	2
Mattias Timander	23	1	1	2	6
Dean Malkoc	40	1	0	1	86
Cameron Mann	9	0	1	1	4
Ken Baumgartner	82	0	1	1	199
Joel Prpic	1	0	0	0	2
Jean-Yves Roy	2	0	0	0	0
Dean Chynoweth	2	0	0	0	0
Robert Lang	3	0	0	0	2
Randy Robitaille	4	0	0	0	0
Kirk Nielsen	6	0	0	0	0
Jim Carey	10	0	0	0	0
Robbie Tallas	14	0	0	0	0

Goaltender	GP	MINS	W-L-T	GA	GAA
Robbie Tallas	14	788	6-3-3	24	1.83
Byron Dafeo	65	3693	30-25-9	138	2.24
Jim Carey	10	496	3-2-1	24	2.90

1997-98 NOTABLES:

Home Record..... 19-16-6
Road Record..... 20-14-7
Overall Record..... 39-30-13

- Sergei Samsonov wins the Calder Trophy as the league's top rookie.
- Pat Burns wins the Adams Trophy as the NHL's top coach.
- Jason Allison finishes ninth in the Art Ross scoring race.
- January 1, 1998: The Bruins and Senators play to a 0-0 tie, the first scoreless tie for Boston since March 11, 1970 in Chicago and the first on home ice since November 13, 1955 vs. Detroit.



Sergei Samsonov won the Calder Trophy in 1997-98.

1998-99

Gm	Date	Opponent	Score
1	Oct. 10	St. Louis*	T 3-3
2	12	NY Islanders	W 3-0
3	14	at Colorado	W 3-0
4	16	at Los Angeles*	L 1-2
5	18	at San Jose	W 3-0
6	19	at Phoenix	L 1-3
7	21	at Anaheim	L 0-3
8	24	at New Jersey	L 1-3
9	28	at Montreal	W 9-2
10	29	Montreal*	T 1-1
11	31	Carolina	L 0-2
12	Nov. 3	at Buffalo	L 2-4
13	5	Toronto	W 4-1
14	7	at Pittsburgh*	T 0-0
15	8	at Carolina	W 5-2
16	13	at NY Rangers*	T 3-3

17	Nov. 14	Dallas	L 1-3
18	19	Florida*	T 5-5
19	21	Washington*	W 5-4
20	24	at Tampa Bay	W 4-1
21	25	at Florida	W 1-0
22	27	Montreal	W 5-1
23	Dec. 1	Vancouver*	T 1-1
24	5	Pittsburgh	W 2-1
25	10	at Carolina	W 3-2
26	12	Buffalo	L 1-4
27	16	at Detroit	L 3-5
28	17	Ottawa	W 5-2
29	19	Detroit	W 4-1
30	21	Tampa Bay	W 3-2
31	23	Philadelphia	L 1-2
32	26	at NY Islanders	L 2-4
33	28	at Washington	L 1-5
34	30	at Nashville	W 5-2
35	31	at Dallas	L 1-6
36	Jan. 2	Anaheim	W 2-1
37	4	Calgary	W 5-1
38	7	Toronto	W 2-1
39	9	at Toronto	L 3-6
40	15	at Buffalo	L 1-2
41	16	Tampa Bay*	T 2-2
42	18	Nashville	W 8-1
43	21	Ottawa	L 1-3
44	26	at NY Islanders	L 1-4
45	28	New Jersey	L 0-2
46	30	at Pittsburgh	L 2-5
47	31	Carolina*	T 0-0
48	Feb. 2	Colorado	L 2-3
49	4	NY Islanders	L 4-5
50	6	at Philadelphia*	T 2-2
51	7	NY Rangers	W 3-2
52	9	at Edmonton	W 2-0
53	12	at Calgary	L 3-4
54	13	at Vancouver	L 1-3
55	18	at Ottawa	L 0-2
56	21	at Chicago	W 6-3
57	23	Ottawa	W 5-2
58	25	New Jersey*	T 3-3
59	27	Washington	W 4-3
60	Mar. 2	Phoenix	W 3-2
61	3	at Carolina	L 1-2
62	5	at New Jersey	W 4-1
63	7	NY Rangers	L 1-3
64	9	Florida	W 2-0
65	12	at NY Rangers	W 5-4
66	13	at Buffalo	L 1-3
67	17	at Toronto	W 4-1
68	20	San Jose*	T 2-2
69	21	at Washington	W 4-1
70	24	at Ottawa	W 3-0
71	25	Chicago*	T 3-3
72	27	at Toronto*	T 2-2
73	30	Los Angeles*	L 1-2
74	Apr. 1	at Montreal	W 3-2
75	3	Philadelphia	W 3-0
76	5	Montreal	W 3-0
77	7	at Florida	W 5-2
78	8	at Tampa Bay	L 0-3
79	10	Tampa Bay	W 3-2
80	15	Pittsburgh	W 4-2
81	17	Buffalo*	W 2-1
82	18	at Philadelphia	L 1-3

Player	GP	G	A	PTS	PIM
Jason Allison	82	23	53	76	68
Dmitri Khristich	79	29	42	71	48
Ray Bourque	81	10	47	57	34
Sergei Samsonov	79	25	26	51	18
Joe Thornton	81	16	25	41	69
Anson Carter	55	24	16	40	22
Steve Heinze	73	22	18	40	30
Kyle McLaren	52	6	18	24	48
Rob DiMaio	71	7	14	21	95
Darren Van Impe	60	5	15	20	66
P. J. Axelsson	77	7	10	17	18
Peter Ferraro	46	6	8	14	44
Grant Ledyard	47	4	8	12	33
Don Sweeney	81	2	10	12	64
Tim Taylor	49	4	7	11	55
Hal Gill	80	3	7	10	63
Shawn Bates	33	5	4	9	2
Chris Taylor	37	3	5	8	12
Cameron Mann	33	5	2	7	17
Ken Belanger/NY Islanders	9	1	1	2	30
/Boston	45	1	4	5	152
/Total	54	2	5	7	182
Landon Wilson	22	3	3	6	17

Mattias Timander	22	0	6	6	10
Dave Ellett	54	0	6	6	25
Ted Donato	14	1	3	4	4
Ken Baumgartner	69	1	3	4	119
Antti Laaksonen	11	1	2	3	2
Randy Robitaille	4	0	2	2	0
Byron Dafeo	68	0	2	2	25
Andre Savage	6	1	0	1	0
Eric Nickulas	2	0	0	0	0
Peter Nordstrom	2	0	0	0	0
Dennis Vaske	3	0	0	0	6
Jonathan Girard	3	0	0	0	0
Terry Virtue	4	0	0	0	0
Jay Henderson	4	0	0	0	2
Brandon Smith	5	0	0	0	0
Marquis Mathieu	9	0	0	0	8
Robbie Tallas	17	0	0	0	0

Goaltender	GP	MINS	W-L-T	GA	GAA
Byron Dafeo	68	4002	32-23-11	133	1.99
Robbie Tallas	17	987	7-7-2	43	2.61



Byron Dafeo had ten shutouts in 1998-99.

1998-99 NOTABLES:

Home Record..... 22-10-9
Road Record..... 17-20-4
Overall Record..... 39-30-13

- Ray Bourque and Byron Dafeo each earn Second Team All-Star honors.
- November 7, 1998: The Bruins and Penguins play to a 0-0 tie, Boston's first road scoreless tie since March 11, 1970 in Chicago.
- December 19, 1998: Ray Bourque has three assists in a 4-1 win over Detroit and passes Gordie Howe into third place on the NHL's all-time assists list with 1,052 career.
- January 31, 1999: The Bruins and Hurricanes play to a 0-0 tie. It is the first time since 1955 (Oct. 22 at Detroit and Nov. 13 vs. Detroit) that the Bruins have two scoreless ties in one season.
- March 13, 1999: Ray Bourque becomes Boston's all-time games played leader with the game in Buffalo his 1,437th Bruins game.

1999-2000

Gm	Date	Opponent	Score
1	Oct. 2	Carolina	L 1-3
2	4	at Toronto	L 0-4
3	7	at Ottawa	L 3-4
4	9	Philadelphia*	T 1-1
5	11	Colorado*	T 3-3
6	13	at Colorado	L 1-2
7	15	at Dallas*	T 2-2
8	16	at Phoenix	L 1-2
9	20	at Los Angeles*	T 2-2
10	23	at San Jose	W 3-1
11	24	at Anaheim	W 3-2
12	28	Tampa Bay	W 7-3
13	30	Buffalo	W 3-0
14	Nov. 4	New Jersey	W 3-1
15	6	Atlanta	W 4-2
16	10	at Buffalo	L 2-6
17	11	Toronto*	W 4-3
18	13	at NY Rangers	W 5-2
19	17	at New Jersey*	T 2-2
20	18	NY Rangers	W 5-3
21	20	Washington	L 0-3
22	22	at Carolina	W 2-1
23	24	at Nashville	W 5-2
24	26	Vancouver*	T 2-2
25	28	NY Islanders	L 1-2
26	Dec. 2	at Washington*	T 2-2

REGULAR SEASON SCORING & RESULTS



27	Dec.	4	Chicago	L	3-9
28		9	Edmonton*	T	2-2
29		11	Detroit	L	4-5
30		13	Phoenix	W	2-0
31		14	at Pittsburgh	L	2-4
32		17	at Atlanta	W	3-1
33		18	at St. Louis	L	0-4
34		21	Nashville	L	1-3
35		23	Montreal*	T	3-3
36		27	at NY Islanders	L	0-3
37		29	at New Jersey*	O	4-5
38		30	at Ottawa*	O	4-5
39	Jan.	1	New Jersey*	T	2-2
40		4	at NY Islanders	W	7-3
41		6	Carolina	L	3-7
42		8	NY Islanders	L	2-5
43		11	Toronto	L	2-3
44		13	Buffalo*	T	0-0
45		15	at Montreal*	T	2-2
46		17	Atlanta*	T	3-3
47		19	at Atlanta	W	4-3
48		20	at Tampa Bay	W	4-2
49		22	at Florida*	O	3-4
50		24	Calgary*	O	3-4
51		29	Buffalo	W	1-0
52		31	Anaheim	L	2-4
53	Feb.	1	at Ottawa*	T	4-4
54		3	Toronto	W	4-2
55		8	Washington*	T	2-2
56		11	at NY Rangers	L	2-5
57		12	Florida	L	1-5
58		16	at Toronto*	T	3-3
59		21	at Vancouver	L	2-5
60		23	at Edmonton	L	2-4
61		25	at Washington	W	3-0
62		26	at Pittsburgh*	T	2-2
63		29	Ottawa	L	3-5
64	Mar.	2	Montreal	L	2-5
65		4	Philadelphia	L	0-3
66		6	Ottawa	L	1-5
67		8	at Buffalo*	O	1-2
68		10	at Carolina	W	5-3
69		11	at Montreal	W	5-3
70		16	at Chicago*	O	4-5
71		18	Pittsburgh	W	3-2
72		19	at Philadelphia	L	2-6
73		21	Tampa Bay	W	4-0
74		23	Florida	L	1-3
75		25	Los Angeles*	T	4-4
76		29	at Montreal	L	3-4
77		30	St. Louis	L	2-3
78	Apr.	1	NY Rangers*	T	2-2
79		4	at Tampa Bay	L	4-5
80		5	at Florida	L	3-6
81		8	at Philadelphia	L	0-3
82		9	Pittsburgh	W	3-1

Landon Wilson	40	1	3	4	18
Jonathan Girard	23	1	2	3	2
Joel Prpic	14	0	3	3	0
Marquis Mathieu	6	0	2	2	4
Peter Ferraro	5	0	1	1	0
Sean Pronger	11	0	1	1	13
John Grahame	24	0	1	1	8
Aaron Downey	1	0	0	0	0
Johnathan Aitken	3	0	0	0	0
Jeff Zehr	4	0	0	0	2
Nick Boynton	5	0	0	0	0
Robbie Tallas	27	0	0	0	6
Byron Dafoe	41	0	0	0	0

Goaltender	GP	MINS	W-L-T	GA	GAA
John Grahame	24	1344	7-10-5	55	2.46
Byron Dafoe	41	2307	13-16-10	114	2.96
Robbie Tallas	27	1363	4-13-4	72	3.17



Dave Andreychuk, who tied a club record on October 28, 1999, was the last Bruin to score four goals in a game.

1999-2000 NOTABLES:

Home Record.....	12-17-11-1
Road Record.....	12-16-8-5
Overall Record.....	24-33-19-6

- October 2, 1999: Ray Bourque scores against Carolina to become the NHL's all-time goal leader among defensemen with 386.
- October 9, 1999: The Bruins play their first game with a four-on-four overtime format in a 1-1 tie with Philadelphia.
- October 28, 1999: Dave Andreychuk ties a club record with four goals in a 7-3 win over Tampa Bay.
- January 1, 2000: Ray Bourque becomes just the fifth player in NHL history to play in four decades.
- February 25, 2000: Ray Bourque scores his tenth goal of the season in Washington. It is his 21st straight season with ten-or-more goals.
- March 4, 2000: Ray Bourque plays his final game in a Boston uniform, a 3-0 loss to Philadelphia.

2000-01

Gm	Date	Opponent	Score
1	Oct. 5	Ottawa*	T 4-4
2	7	at Philadelphia	W 5-1
3	9	Florida	W 4-2
4	11	at Anaheim*	W 3-2
5	13	at Los Angeles	L 0-5
6	14	at San Jose	L 2-5
7	17	at Edmonton	L 1-6
8	20	at Calgary	L 2-3
9	26	Washington	W 4-1
10	28	Toronto*	O 1-2
11	30	at NY Rangers	L 1-5
12	31	at NY Islanders	L 2-4
13	Nov. 2	Chicago	W 5-4
14	4	Atlanta	L 3-8
15	5	at Toronto	L 1-7
16	9	Ottawa	W 2-1
17	11	Nashville*	T 2-2
18	16	New Jersey*	O 2-3
19	18	Minnesota	L 1-6
20	21	at Ottawa	L 1-2
21	22	at Detroit	W 5-4
22	24	Carolina	L 1-3
23	26	Los Angeles*	T 4-4
24	28	Pittsburgh	W 3-1
25	Dec. 1	at Washington	L 2-3
26	2	Washington	L 0-2
27	4	at Atlanta	L 4-5
28	6	at Pittsburgh	W 3-2

29	Dec.	8	at Columbus*	O	2-3
30		9	NY Rangers	W	5-4
31		12	Buffalo	L	0-3
32		16	Carolina	W	4-1
33		19	Philadelphia*	T	4-4
34		21	Toronto	W	4-0
35		23	Detroit*	O	1-2
36		27	at NY Islanders	W	5-2
37		29	at Florida	L	0-3
38		30	at Tampa Bay*	T	1-1
39	Jan.	1	at Buffalo	W	4-3
40		5	at Washington*	T	1-1
41		6	Dallas	L	0-4
42		9	Pittsburgh	W	5-2
43		10	at Montreal	W	2-1
44		13	NY Rangers	W	4-1
45		16	at New Jersey	W	5-4
46		18	at Carolina	L	2-4
47		19	at Nashville*	O	0-1
48		22	Florida	L	2-3
49		24	at Toronto	W	2-1
50		26	at Buffalo	W	2-1
51		27	New Jersey*	W	4-3
52		30	St. Louis	W	5-1
53	Feb.	1	Montreal	L	0-3
54		6	Philadelphia	W	4-3
55		9	at Atlanta	L	1-5
56		10	Tampa Bay	W	6-2
57		15	at Tampa Bay	W	6-3
58		16	at Florida	L	1-2
59		18	at Carolina	L	4-5
60		21	at Colorado	L	2-8
61		23	at Dallas*	O	4-5
62		24	at St. Louis*	O	2-3
63		27	Phoenix	W	7-4
64	Mar.	1	Tampa Bay	W	3-1
65		3	San Jose	W	3-2
66		5	at Philadelphia	L	4-6
67		6	Buffalo	L	1-3
68		8	Ottawa	L	3-5
69		10	Atlanta	L	5-7
70		15	Vancouver*	T	2-2
71		17	at Montreal	W	3-2
72		20	at Pittsburgh*	T	2-2
73		22	Montreal*	W	3-2
74		24	Colorado	L	2-4
75		25	at NY Rangers	W	3-2
76		28	at Toronto	W	3-0
77		30	at Ottawa*	O	4-5
78		31	NY Islanders	W	4-2
79	Apr.	2	Montreal*	W	3-2
80		4	at Buffalo	W	3-2
81		6	at New Jersey	L	2-5
82		7	NY Islanders	W	4-2



Jason Allison led the team in scoring in 2000-01 for the third time in four years.

Player	GP	G	A	PTS	PIM
Joe Thornton	81	23	37	60	82
Anson Carter	59	22	25	47	14
Sergei Samsonov	77	19	26	45	4
Ray Bourque	65	10	28	38	22
Dave Andreychuk	63	19	14	33	28
Brian Rolston/New Jersey	11	3	1	4	0
/Colorado	50	8	10	18	12
/Boston	16	5	4	9	6
/Total	77	16	15	31	18
Jason Allison	37	10	18	28	20
Darren Van Impe	79	5	23	28	73
P. J. Axelsson	81	10	16	26	24
Steve Heinze	75	12	13	25	36
Rob DiMaio	50	5	16	21	42
Mike Knuble/NY Rangers	59	9	5	14	18
/Boston	14	3	3	6	8
/Total	73	12	8	20	26
Andre Savage	43	7	13	20	10
Kyle McLaren	71	8	11	19	67
Mikko Eloranta	50	6	12	18	36
Joe Murphy	26	7	7	14	41
Don Sweeney	81	1	13	14	48
Cameron Mann	32	8	4	12	13
Shawn Bates	44	5	7	12	14
Hal Gill	81	3	9	12	51
Eric Nickulas	20	5	6	11	12
Antti Laaksonen	27	6	3	9	2
Mattias Timander	60	0	8	8	22
Brandon Smith	22	2	4	6	10
Marty McSorley	27	2	3	5	62
Joe Hulbig	24	2	2	4	8
Ken Belanger	37	2	2	4	44
Jay Henderson	16	1	3	4	9

Player	GP	G	A	PTS	PIM
Jason Allison	82	36	59	95	85
Bill Guerin/Edmonton	21	12	10	22	18
/Boston	64	28	35	63	122
/Total	85	40	45	85	140
Sergei Samsonov	82	29	46	75	18
Joe Thornton	72	37	34	71	107
Brian Rolston	77	19	39	58	28
Andrei Kovalenko	76	16	21	37	27
Eric Weinrich/Montreal	60	6	19	25	34
/Boston	22	1	5	6	10
/Total	82	7	24	31	44
Mikko Eloranta	62	12	11	23	38
P. J. Axelsson	81	8	15	23	27
Mike Knuble	82	7	13	20	37
Dixon Ward	63	5	13	18	65
Kyle McLaren	58	5	12	17	53
Jonathan Girard	31	3	13	16	14

REGULAR SEASON SCORING & RESULTS



Darren Van Impe	31	3	10	13	41
Don Sweeney	72	2	10	12	26
Hal Gill	80	1	10	11	71
Jarno Kulonen	62	2	8	10	26
Patrick Traverse	37	2	6	8	14
Peter Popovic	60	1	6	7	48
Andrei Nazarov/Anaheim	16	1	0	1	29
/Boston	63	1	4	5	200
/Total	79	2	4	6	229
Shawn Bates	45	2	3	5	26
Ken Belanger	40	2	2	4	121
Cameron Mann	15	1	3	4	6
Paul Coffey	18	0	4	4	30
Lee Goren	21	2	0	2	7
Samuel Pahlsson	17	1	1	2	6
Zdenek Kutlak	10	0	2	2	4
Byron Dafoe	45	0	2	2	6
Brandon Smith	3	1	0	1	0
Eric Manlow	8	0	1	1	2
Marquis Mathieu	1	0	0	0	2
Nick Boynton	1	0	0	0	0
Andre Savage	1	0	0	0	0
Kay Whitmore	5	0	0	0	0
Joe Hulbig	7	0	0	0	4
Eric Nickulas	7	0	0	0	4
Pavel Kolarik	10	0	0	0	4
John Grahame	10	0	0	0	2
Jay Henderson	13	0	0	0	26
Andrew Raycroft	15	0	0	0	0
Peter Skudra	25	0	0	0	0

Goaltender	GP	MINS	W-L-T	GA	GAA
Byron Dafoe	45	2536	22-14-7	101	2.39
Andrew Raycroft	15	649	4-6-0	32	2.96
Peter Skudra	25	1116	6-12-1	62	3.33
John Grahame	10	471	3-4-0	28	3.57
Kay Whitmore	5	203	1-2-0	18	5.32

2000-01 NOTABLES:

Home Record.....	21-12-5-3
Road Record.....	15-18-3-5
Overall Record.....	36-30-8-8

• Jason Allison finishes fifth overall in the league's scoring race.

2001-02

Gm	Date	Opponent	Score
1	Oct. 4	Anaheim	W 4-2
2	6	Atlanta*	W 4-3
3	8	Washington	W 4-0
4	10	at Minnesota	L 1-2
5	13	at San Jose	L 2-3
6	16	at Phoenix*	T 1-1
7	17	at Anaheim*	T 2-2
8	20	at Nashville	W 2-1
9	23	at Toronto	L 0-2
10	25	Toronto*	W 2-1
11	27	NY Rangers*	O 1-2
12	28	at Chicago*	T 3-3
13	30	New Jersey*	O 3-4
14	Nov. 3	at New Jersey	W 2-1
15	6	Edmonton*	W 1-0
16	8	Minnesota	L 3-5
17	10	Columbus	L 1-5
18	13	Montreal	W 5-3
19	15	New Jersey*	W 5-4
20	17	Buffalo	W 3-1
21	20	at Montreal	L 2-3
22	23	Vancouver	W 3-2
23	24	at Toronto	L 0-2
24	27	Tampa Bay	W 6-3
25	29	at Philadelphia*	W 3-2
26	Dec. 1	at Ottawa*	O 1-2
27	4	at Atlanta	W 3-2
28	6	Pittsburgh	L 1-4
29	8	Buffalo	W 4-2
30	12	at Pittsburgh	W 4-2
31	13	at Washington	L 1-2
32	15	Philadelphia	L 2-5
33	18	Atlanta*	O 2-3
34	20	Montreal	W 5-0
35	22	at NY Islanders	W 4-2
36	26	Ottawa	W 3-2
37	28	at Florida	W 7-1
38	29	at Tampa Bay*	W 5-4
39	31	at Dallas	L 1-2
40	Jan. 2	at Carolina	W 6-3

41	Jan. 3	Toronto	L 1-2
42	5	Washington	W 7-4
43	8	at Pittsburgh	W 3-2
44	10	Los Angeles	W 5-0
45	12	NY Islanders	L 4-5
46	14	at Washington*	O 0-1
47	17	Ottawa	W 5-2
48	19	at St. Louis*	O 1-2
49	21	St. Louis*	O 3-4
50	23	at NY Rangers	L 4-8
51	24	at Ottawa	L 3-4
52	26	Florida	W 4-2
53	28	Chicago	W 2-1
54	30	at Montreal*	W 4-3
55	Feb. 4	at Columbus	W 8-0
56	5	Buffalo*	T 2-2
57	9	Florida	W 4-1
58	11	at Colorado	L 2-5
59	12	at Vancouver*	W 2-1
60	26	at NY Islanders*	T 3-3
61	28	Carolina	L 2-6
62	Mar. 1	at Buffalo	L 3-4
63	4	Philadelphia	L 1-4
64	6	at Montreal	L 3-5
65	8	at Atlanta	W 3-0
66	9	Calgary	W 3-2
67	13	at NY Rangers	W 3-1
68	14	Toronto	L 1-2
69	16	Detroit	W 2-1
70	19	Phoenix	W 4-2
71	21	at Buffalo	W 2-1
72	23	at Florida	W 3-1
73	24	at Tampa Bay*	W 4-3
74	26	at Carolina	W 3-2
75	30	Carolina	L 0-2
76	Apr. 2	at Philadelphia	W 4-2
77	4	NY Islanders*	O 1-2
78	6	NY Rangers	L 4-6
79	7	at New Jersey*	O 2-3
80	9	Tampa Bay*	T 2-2
81	11	at Ottawa	L 0-4
82	13	Pittsburgh	W 7-1

Player	GP	G	A	PTS	PIM
Glen Murray/Los Angeles	9	6	5	11	0
/Boston	73	35	25	60	40
/Total	82	41	30	71	40
Sergei Samsonov	74	29	41	70	27
Joe Thornton	66	22	46	68	127
Bill Guerin	78	41	25	66	91
Brian Rolston	82	31	31	62	30
Jozef Stumpel/Los Angeles	9	1	3	4	4
/Boston	72	7	47	54	14
/Total	81	8	50	58	18
Martin Lapointe	68	17	23	40	101
Marty McInnis/Anaheim	60	9	14	23	25
/Boston	19	2	3	5	8
/Total	79	11	17	28	33
Sean O'Donnell	80	3	22	25	89
P. J. Axelsson	78	7	17	24	16
Hal Gill	79	4	18	22	77
Rob Zamuner	66	12	13	25	24
Nick Boynton	80	4	14	18	107
Don Sweeney	81	3	15	18	35
Mike Knuble	54	8	6	14	42
Sean Brown/Edmonton	61	6	4	10	127
/Boston	12	0	1	1	47
/Total	73	6	5	11	174
Benoit Hogue	17	4	4	8	9
Kyle McLaren	38	0	8	8	19
Jamie Rivers/Ottawa	2	0	0	0	4
/Boston	64	4	2	6	45
/Total	66	4	2	6	49
Scott Pellerin	35	1	5	6	6
Jeff Norton/Florida	29	0	4	4	8
/Boston	3	0	1	1	2
/Total	32	0	5	5	10
Dennis Bonvie	23	1	2	3	84
Jonathan Girard	20	0	3	3	9
Jarno Kulonen	38	0	3	3	33
P. J. Stock	58	0	3	3	122
Gord Murphy	15	0	2	2	13
John Emmons	22	0	2	2	16
Andrei Nazarov	47	0	2	2	164
Andy Hilbert	6	1	0	1	2
Ivan Huml	1	0	1	1	0
John Grahame	19	0	1	1	6
Byron Dafoe	64	0	1	1	27
Andrew Raycroft	1	0	0	0	0
Chris Kelleher	1	0	0	0	0
Tony Tuzzolino	2	0	0	0	0

Richard Jackman	2	0	0	0	2
Eric Manlow	3	0	0	0	0
Mikko Eloranta	6	0	0	0	2
Pavel Kolarik	13	0	0	0	6



Brian Rolston set a club record with nine shorthanded goals in 2001-02.

Goaltender	GP	MINS	W-L-T	GA	GAA
Byron Dafoe	64	3827	35-26-3	141	2.21
Andrew Raycroft	1	65	0-0-1	3	2.77
John Grahame	19	1079	8-7-2	52	2.89

2001-02 NOTABLES:

Home Record.....	23-11-2-5
Road Record.....	20-13-4-4
Overall Record.....	43-24-6-9

- Bill Guerin is named to the NHL's Second All-Star Team.
- The Bruins take the Northeast Division crown.
- October 4, 2001: Ray Bourque's number 77 is honored in pre-game ceremonies.
- March 26, 2002: Brian Rolston sets a new club record with his eighth shorthanded goal of the season. He finishes the season with nine.

2002-03

Gm	Date	Opponent	Score
1	Oct. 11	at Minnesota	L 1-5
2	14	at Colorado	W 2-1
3	16	at Vancouver	W 6-3
4	17	at Calgary*	T 3-3
5	19	at Edmonton	W 4-3
6	21	at Toronto	W 4-1
7	24	Ottawa*	T 2-2
8	26	Atlanta	W 4-3
9	30	at Washington	W 7-2
10	31	Anaheim	L 1-4
11	Nov. 2	NY Rangers	W 3-2
12	7	at Detroit*	O 1-2
13	9	Ottawa	W 7-1
14	11	Edmonton	W 6-1
15	12	at Buffalo	W 4-3
16	14	NY Islanders	W 4-1
17	16	at Philadelphia*	T 2-2
18	19	at Toronto	L 0-2
19	21	Carolina	W 3-1
20	23	Buffalo	W 4-1
21	26	Calgary	W 7-2
22	29	Montreal	W 4-2
23	30	at Pittsburgh	W 3-2
24	Dec. 3	St. Louis	L 0-4
25	5	Atlanta*	W 4-3
26	7	Tampa Bay*	W 3-2
27	8	at NY Rangers	W 4-1
28	10	Montreal	L 2-4
29	12	Ottawa	L 2-5
30	14	at Montreal	L 2-4
31	18	at Buffalo	L 2-4
32	19	at Washington	L 3-5
33	21	Florida*	T 3-3
34	23	San Jose	W 5-2
35	27	at Tampa Bay	L 2-5
36	28	at Atlanta	W 1-0
37	30	New Jersey	L 0-1
38	Jan. 3	at NY Islanders	L 4-8
39	4	Carolina	L 2-4
40	7	at Toronto	L 2-5
41	10	at Buffalo	L 2-4
42	11	Toronto	W 6-2
43	13	Pittsburgh	L 1-2
44	15	at Florida	L 0-3
45	17	at Atlanta	L 1-3

REGULAR SEASON SCORING & RESULTS



46	Jan.	18	Columbus	W	7-2
47		20	Washington*	T	3-3
48		23	at Pittsburgh	W	4-1
49		25	Philadelphia*	W	1-0
50		28	Nashville	W	2-1
51		30	Chicago	L	1-3
52	Feb.	4	Colorado*	O	2-3
53		6	Montreal	W	6-3
54		8	Pittsburgh	L	2-5
55		11	at Montreal	L	1-3
56		14	at Florida*	W	6-5
57		15	at Tampa Bay	L	2-5
58		17	at Nashville	L	1-5
59		19	at Carolina*	T	1-1
60		21	at New Jersey	L	2-3
61		23	at NY Islanders*	T	4-4
62		25	Dallas*	T	5-5
63		27	at NY Rangers	L	1-4
64	Mar.	1	Philadelphia*	O	2-3
65		3	Vancouver	L	4-6
66		4	at Carolina	W	4-2
67		6	NY Islanders	W	4-1
68		8	Washington*	W	5-4
69		9	at Chicago	L	5-8
70		11	at Ottawa*	O	3-4
71		13	New Jersey	W	4-3
72		15	Florida	W	4-1
73		18	at Phoenix	L	1-2
74		21	at San Jose	L	2-3
75		22	at Los Angeles*	W	4-3
76		24	Toronto	W	3-2
77		27	at Philadelphia*	T	2-2
78		29	NY Rangers	L	1-3
79		31	Tampa Bay	T	2-2
80	Apr.	1	at Ottawa	L	2-3
81		3	at New Jersey*	T	1-1
82		5	Buffalo	W	8-5



Don Sweeney played his 1,000th NHL/Bruins game on November 14, 2002, becoming just the second defenseman in Bruins history to reach that milestone.

2002-03 NOTABLES:

Home Record..... 23-11-5-2
Road Record..... 13-20-6-2
Overall Record..... 36-31-11-4

- Joe Thornton earns a Second Team All-Star berth.
- The Bruins place two players among the league's scoring elite as Joe Thornton finishes third and Glen Murray seventh overall in the Art Ross race.
- October 14, 2002: Sergei Samsonov scores the game-winning goal at 19:59 of the third period for a 2-1 victory in Colorado.
- October 24, 2002: Terry O'Reilly's number 24 is retired in pre-game ceremonies.
- November 14, 2002: Don Sweeney plays his 1,000th NHL/Bruins game in a 4-1 win vs. the Islanders.
- February 14, 2003: Mike Knuble scores the fastest two goals from the start of a game in team history with first period tallies at 0:10 and 0:27 in Florida. It is a league record for fastest two goals from the start of a game by one player.
- April 5, 2003: Joe Thornton records his 100th point of the season in an 8-5 win vs. Buffalo.

44	Jan.	12	Buffalo	W	4-3
45		15	at Buffalo	W	1-0
46		17	at Ottawa	L	0-4
47		19	NY Rangers	W	5-2
48		20	at NY Rangers	W	4-1
49		22	Buffalo	L	2-3
50		24	Florida	L	1-2
51		27	at NY Islanders*	T	2-2
52		29	NY Islanders*	W	2-1
53		31	at Montreal	W	1-0
54	Feb.	1	Pittsburgh	W	4-1
55		3	Atlanta	W	5-4
56		5	at Buffalo	W	6-2
57		10	at Pittsburgh	W	6-3
58		12	at Ottawa*	O	2-3
59		14	at Chicago*	O	1-2
60		17	at Toronto	W	5-2
61		19	at Philadelphia	W	4-3
62		21	at Carolina*	T	3-3
63		23	Florida	L	0-2
64		24	at NY Islanders*	T	0-0
65		26	Montreal*	O	2-3
66		28	Philadelphia*	W	3-2
67	Mar.	2	at Toronto	L	2-3
68		4	NY Rangers	W	3-1
69		6	Atlanta*	T	2-2
70		9	at Nashville	W	3-2
71		11	at Buffalo*	W	3-2
72		13	Buffalo*	W	3-2
73		16	at Toronto	W	2-1
74		18	Minnesota	L	0-2
75		20	Tampa Bay	W	5-4
76		23	Ottawa	W	4-2
77		25	Toronto	L	0-3
78		27	Montreal*	W	3-2
79		30	at Carolina	W	3-2
80	Apr.	1	Washington*	T	3-3
81		3	New Jersey	L	2-5
82		4	at New Jersey	W	3-1

Player	GP	G	A	PTS	PIM
Joe Thornton	77	36	65	101	109
Glen Murray	82	44	48	92	64
Mike Knuble	75	30	29	59	45
Brian Rolston	81	27	32	59	32
Jozef Stumpel	78	14	37	51	12
Bryan Berard	80	10	28	38	64
P. J. Axelsson	66	17	19	36	24
Nick Boynton	78	7	17	24	99
Jonathan Girard	73	6	16	22	21
Dan McGillis/Philadelphia	24	0	3	3	20
/San Jose	37	3	13	16	30
/Boston	10	0	1	1	10
/Total	71	3	17	20	60
Michal Grosek	63	2	18	20	71
Marty McInnis	77	9	10	19	38
Martin Lapointe	59	8	10	18	87
Ivan Huml	41	6	11	17	30
Hal Gill	76	4	13	17	56
Rob Zamuner	55	10	6	16	18
Sean O'Donnell	70	1	15	16	76
Sergei Samsonov	8	5	6	11	2
P. J. Stock	71	1	9	10	160
Don Sweeney	67	3	5	8	24
Ian Moran/Pittsburgh	70	0	7	7	46
/Boston	8	0	1	1	2
/Total	78	0	8	8	48
Sean Brown	69	1	5	6	117
Lee Goren	14	2	1	3	7
Andy Hilbert	14	0	3	3	7
John Grahame	23	0	2	2	2
Zdenek Kutlak	4	1	0	1	0
Kris Vernarsky	14	1	0	1	2
Rich Brennan	7	0	1	1	6
Martin Samuelsson	8	0	1	1	2
Brant Myhres	1	0	0	0	31
Jarno Kuitanen	2	0	0	0	0
Matt Herr	3	0	0	0	0
Tim Thomas	4	0	0	0	0
Andrew Raycroft	5	0	0	0	0
Shaone Morrisonn	11	0	0	0	8
Jeff Hackett	18	0	0	0	2
Steve Shields	36	0	0	0	8
Krzysztof Oliwa/NY Rangers	9	0	0	0	51
/Boston	33	0	0	0	110
/Total	42	0	0	0	161

Goaltender	GP	MINS	W-L-T	GA	GAA
Andrew Raycroft	5	300	2-3-0	12	2.40
John Grahame	23	1352	11-9-2	61	2.71
Steve Shields	36	2113	12-13-9	97	2.75
Tim Thomas	4	220	3-1-0	11	3.00
Jeff Hackett	18	990	8-9-0	53	3.21

2003-04

Gm	Date	Opponent	Score
1	Oct. 8	New Jersey*	T 3-3
2	10	at Tampa Bay	L 1-5
3	11	at Florida*	T 3-3
4	15	at Dallas	W 2-0
5	18	at Los Angeles	W 4-3
6	19	at Anaheim*	W 4-3
7	21	at Colorado	W 4-1
8	23	Carolina	L 0-2
9	25	at New Jersey	W 5-2
10	28	at Montreal	W 2-0
11	30	Montreal*	O 0-1
12	Nov. 1	at Pittsburgh*	O 2-3
13	6	San Jose*	T 5-5
14	8	Dallas	W 4-1
15	11	Edmonton	W 4-3
16	14	at Columbus	W 4-0
17	15	Vancouver*	W 2-1
18	19	at Atlanta*	O 4-5
19	20	Washington	W 3-2
20	22	at Philadelphia	L 2-3
21	25	at St. Louis*	O 3-4
22	28	Nashville	L 1-2
23	30	Phoenix*	T 3-3
24	Dec. 3	at Atlanta	W 6-4
25	4	Toronto	L 0-6
26	6	Philadelphia*	T 1-1
27	8	Ottawa*	T 2-2
28	10	at Florida*	T 1-1
29	11	at Washington	L 5-6
30	13	at Ottawa	W 3-2
31	16	at Montreal*	T 1-1
32	18	Calgary	L 0-5
33	20	Carolina	L 1-2
34	22	at NY Rangers	L 2-4
35	23	Tampa Bay*	T 1-1
36	27	at Tampa Bay	L 2-4
37	29	at Washington	W 3-1
38	30	Ottawa	L 0-3
39	Jan. 1	Toronto	W 3-2
40	3	NY Islanders*	T 3-3
41	7	at Detroit	W 3-0
42	8	Pittsburgh	W 3-1
43	10	Detroit*	W 2-1

Player	GP	G	A	PTS	PIM
Joe Thornton	77	23	50	73	98
Glen Murray	81	32	28	60	56
Sergei Gonchar/Washington	56	7	42	49	44
/Boston	15	4	5	9	12
/Total	71	11	47	58	56
Brian Rolston	82	19	29	48	40
Mike Knuble	82	21	25	46	32
Sergei Samsonov	58	17	23	40	4
Patrice Bergeron	71	16	23	39	22
Nick Boynton	81	6	24	30	100
Dan McGillis	80	5	23	28	65
Jiri Slegel/Vancouver	16	2	5	7	8
/Boston	36	4	15	19	27
/Total	52	6	20	26	35
Martin Lapointe	78	15	10	25	67
P. J. Axelsson	68	6	14	20	42
Travis Green	64	11	5	16	67
Jeff Jillson	50	4	10	14	35
Michael Nylander/Washington	3	0	2	2	8
/Boston	15	1	11	12	14
/Total	18	1	13	14	22
Ted Donato	63	6	5	11	18
Sean O'Donnell	82	1	10	11	110
Rob Zamuner	57	4	5	9	16
Hal Gill	82	2	7	9	99
Shaone Morrisonn	30	1	7	8	10
Andy Delmore/Buffalo	37	2	5	7	29
/Boston	-	-	-	-	-
/Total	37	2	5	7	29
Craig MacDonald/Florida	34	0	3	3	25
/Boston	18	0	3	3	8
/Total	52	0	6	6	33
Michal Grosek	33	3	2	5	33
Ian Moran	35	1	4	5	28
Sandy McCarthy	37	3	1	4	28
Carl Corazzini	12	2	0	2	0
Andy Hilbert	18	2	0	2	9
Andrew Raycroft	57	0	2	2	0
Sergei Zinovjev	10	0	1	1	2
Doug Doull	35	0	1	1	132
P. J. Stock	1	0	0	0	0
Colton Orr	1	0	0	0	0
Zdenek Kutlak	2	0	0	0	0
Kris Vernarsky	3	0	0	0	0
Pat Leahy	6	0	0	0	0
Martin Samuelsson	6	0	0	0	0
Ivan Huml	7	0	0	0	6
Felix Potvin	28	0	0	0	8

REGULAR SEASON SCORING & RESULTS



Goaltender	GP	MINS	W-L-T	GA	GAA
Andrew Raycroft	57	3421	29-18-9	117	2.05
Felix Potvin	28	1608	12-8-6	67	2.50



Cam Neely's number 8 was retired by the Bruins on January 12, 2004.

2003-04 NOTABLES:

Home Record.....	18-12-9-2
Road Record.....	23-7-6-5
Overall Record.....	41-19-15-7

- The Bruins win the Northeast Division title.
- Andrew Raycroft wins the Calder Trophy.
- January 12, 2004: Cam Neely's number 8 is retired in pre-game ceremonies.
- March 27, 2004: The Bruins set an NHL record with their 29th overtime game of the season, a 3-2 victory over Montreal.

2004-05

Season Cancelled - NHL Lockout

2005-06

Gm	Date	Opponent	Score
1	Oct. 5	Montreal	L 1-2
2	7	at Buffalo	L 1-4
3	8	at Pittsburgh*	W 7-6
4	10	at Tampa Bay	W 4-2
5	13	at Florida	W 5-2
6	15	at Ottawa	L 1-5
7	18	at Montreal	L 3-4
8	20	Buffalo	L 3-4
9	22	Pittsburgh	W 6-3
10	24	at Toronto*	O 4-5
11	26	at Carolina*	O 3-4
12	27	Toronto	W 2-1
13	29	New Jersey*	O 4-5
14	Nov. 1	at NY Islanders*	O 3-4
15	3	Florida	W 4-1
16	5	Pittsburgh	W 6-3
17	8	at Philadelphia*	O 3-4
18	10	Ottawa	L 2-5
19	12	at NY Islanders	L 2-5
20	17	Toronto	L 1-4
21	19	Buffalo	L 2-3
22	20	at NY Rangers	L 2-3
23	23	at Toronto	W 5-1
24	25	Philadelphia	L 3-5
25	26	at Ottawa	L 2-4
26	29	at New Jersey	L 2-3
27	Dec. 1	Ottawa	W 3-0
28	3	at Edmonton*	W 5-4
29	4	at Vancouver	L 2-5
30	7	at Colorado	L 1-4
31	11	Phoenix*	O 1-2
32	15	at Minnesota	W 3-2
33	17	at Calgary	L 0-3
34	22	Toronto	W 4-1
35	23	at Toronto	L 1-2
36	27	at Washington*	W 4-3
37	28	at Florida	L 4-6
38	30	at Tampa Bay	W 2-1
39	Jan. 2	Philadelphia	L 0-1
40	5	Ottawa	W 4-2
41	7	Tampa Bay	W 6-3
42	10	San Jose	L 2-6
43	12	Los Angeles	L 0-6
44	14	Dallas*	O 1-2
45	16	Anaheim*	W 4-3
46	19	at Philadelphia	W 5-2

47	Jan. 21	NY Rangers*	O	2-3
48	23	at Washington	W	3-2
49	24	at Atlanta	W	3-2
50	26	Washington	W	3-2
51	28	NY Islanders	L	3-4
52	30	at Ottawa	W	5-0
53	Feb. 2	Montreal	W	3-1
54	4	at Montreal	L	0-2
55	5	Carolina*	O	3-4
56	8	at Pittsburgh	W	3-1
57	9	New Jersey*	O	2-3
58	11	Tampa Bay	L	5-6
59	Mar. 1	at Carolina	L	3-4
60	2	Atlanta	W	3-2
61	4	Buffalo	L	2-3
62	7	at Buffalo	L	2-3
63	9	Montreal	L	0-3
64	11	NY Islanders	L	1-3
65	12	at Buffalo	L	2-6
66	14	at Toronto*	O	4-5
67	16	Ottawa*	W	3-2
68	18	Carolina	W	4-2
69	20	at NY Rangers	L	2-5
70	21	Atlanta*	O	4-5
71	24	at New Jersey	L	2-4
72	25	Buffalo	W	5-4
73	27	Florida*	O	3-4
74	29	at Buffalo	L	3-4
75	Apr. 1	at Montreal	L	0-2
76	4	at Montreal	L	3-5
77	6	Toronto*	W	3-2
78	8	NY Rangers*	O	3-4
79	10	Washington*	O	1-2
80	11	at Ottawa*	O	3-4
81	13	Montreal	L	3-4
82	15	at Atlanta	L	3-4

Player	GP	G	A	PTS	PIM
Patrice Bergeron	81	31	42	73	22
Brad Boyes	82	26	43	69	28
Marco Sturm/San Jose	23	6	10	16	16
/Boston	51	23	20	43	32
/Total	74	29	30	59	48
Glen Murray	64	24	29	53	52
Brad Stuart/San Jose	23	2	10	12	14
/Boston	55	10	21	31	36
/Total	78	12	31	43	50
Sergei Samsonov	55	18	19	37	22
Marty Reasoner/Edmonton	58	9	17	26	20
/Boston	19	2	6	8	8
/Total	77	11	23	34	28
Joe Thornton	23	9	24	33	6
Brian Leetch	61	5	27	32	36
P. J. Axelsson	59	10	18	28	4
Wayne Primeau/San Jose	58	6	17	23	46
/Boston	21	5	3	8	17
/Total	50	6	8	14	40
Travis Green	71	11	11	22	57
David Tanabe/Phoenix	82	10	12	22	79
/Boston	21	0	4	4	8
/Total	54	4	12	16	48
Jiri Slegr	75	4	16	20	56
Nick Boynton	32	5	11	16	56
Josh Langfeld/San Jose	54	5	7	12	93
/Boston	39	2	9	11	16
/Total	18	0	1	1	10
Milan Jurcina	57	2	10	12	26
Dave Scatchard	51	6	5	11	54
Tom Fitzgerald	16	4	6	10	28
Alex Zhamnov	71	4	6	10	40
Hal Gill	24	1	9	10	30
Mariusz Czerkawski/Toronto	80	1	9	10	124
/Boston	19	4	1	5	6
/Total	16	4	1	5	4
Pat Leahy	35	8	2	10	10
Shawn McEachern	43	4	4	8	19
Andrew Alberts	28	2	6	8	22
Eric Nickulas	73	1	6	7	68
Dan LaCouture	16	2	4	6	8
Yan Stastny/Edmonton	55	2	2	4	53
/Boston	3	0	0	0	0
/Total	17	1	3	4	10
Ian Moran	20	1	3	4	10
Mark Stuart	12	1	1	2	10
Kevin Dallman	17	1	1	2	10
Tim Thomas	21	0	1	1	8
Jordan Sigale	38	0	1	1	4
Ben Guite	1	0	0	0	0
Nathan Robinson	1	0	0	0	0
Jay Leach	2	0	0	0	7


Eric Healey	2	0	0	0	2
Zdenek Blatny	5	0	0	0	2
Ben Walter	6	0	0	0	4
Hannu Toivonen	20	0	0	0	6
Colton Orr	20	0	0	0	27
Andrew Raycroft	30	0	0	0	0

Goaltender	GP	MINS	W-L-O	GA	GAA
Jordan Sigale	1	1	0-0-0	0	0.00
Hannu Toivonen	20	1162	9-5-4	51	2.63
Tim Thomas	38	2193	12-13-10	101	2.76
Andrew Raycroft	30	1615	8-19-2	100	3.72

2005-06 NOTABLES:

Home Record.....	16-15-10
Road Record.....	13-22-6
Overall Record.....	29-37-16

- October 18, 2005: Brian Leetch records his 1,000th NHL point with an assist in a 1-1=2 effort in Montreal.
- October 24, 2005: The Bruins participate in their first NHL shootout, dropping a 5-4 decision in Toronto.
- January 28, 2006: The NY Islanders take 51 shots on goal, the most shots allowed by the Bruins since March 27, 1971 (52 by NY Rangers).
- April 13, 2006: Patrice Bergeron scores twice vs. Montreal, becoming the youngest player in team history to score 30 goals in a season at 20 years, 262 days.



Patrice Bergeron became the youngest player in team history to score 30 goals in a season when he scored 31 in 2005-06.

2006-07

Gm	Date	Opponent	Score
1	Oct. 6	at Florida	L 3-8
2	7	at Tampa Bay	W 3-2
3	11	at Atlanta	L 1-4
4	12	at St. Louis	O 2-3
5	14	at NY Islanders	L 1-4
6	19	Calgary	W 3-2
7	21	Buffalo	L 2-6
8	26	Montreal	L 2-3
9	28	Ottawa	W 2-1
10	Nov. 2	Buffalo	O 4-5
11	4	Tampa Bay*	W 6-5
12	6	at Atlanta	L 3-5
13	9	Toronto	L 4-6
14	11	Ottawa	W 4-3
15	15	at Washington*	W 3-2
16	16	Toronto*	W 2-1
17	18	Washington*	W 3-2
18	20	Florida	L 2-3
19	22	at Pittsburgh*	W 4-3
20	24	Carolina	L 1-5
21	25	at Toronto	W 3-1
22	28	at Toronto	W 4-1
23	30	Tampa Bay*	W 4-3
24	Dec. 2	at Carolina	L 2-5
25	4	at Montreal	W 6-5
26	7	Toronto	W 3-1
27	9	New Jersey	L 1-5
28	12	at Montreal	L 3-4
29	14	New Jersey	W 5-3
30	16	Florida	L 3-6
31	19	at Ottawa	W 7-2
32	21	Vancouver	W 2-0
33	23	Montreal	W 4-2
34	26	at Columbus	O 4-5
35	29	at Chicago	W 5-3
36	30	at Nashville	L 0-5
37	Jan. 1	at Toronto	L 1-5
38	4	Toronto	L 2-10

REGULAR SEASON SCORING & RESULTS



39	Jan.	6	Philadelphia	W	4-3
40		9	at Ottawa	L	2-5
41		11	NY Islanders	O	4-5
42		13	at NY Rangers	L	1-3
43		15	Buffalo*	W	3-2
44		17	at Buffalo	L	3-6
45		18	Pittsburgh*	W	5-4
46		20	Ottawa	L	0-3
47		27	at Ottawa	L	1-3
48		29	NY Rangers	L	1-6
49		30	at Buffalo	L	1-7
50	Feb.	1	Buffalo	L	1-3
51		3	at Carolina*	W	4-3
52		6	at Washington*	W	3-2
53		8	Carolina	L	2-5
54		10	NY Islanders*	W	4-3
55		13	Edmonton	W	3-0
56		15	at NY Islanders	L	1-4
57		17	at Buffalo*	W	4-3
58		19	at Philadelphia	W	6-3
59		20	at Toronto	W	3-0
60		23	at Tampa Bay	W	6-2
61		24	at Florida	L	2-7
62		26	Atlanta	L	2-3
63	Mar.	1	Philadelphia	O	3-4
64		3	Montreal	W	3-1
65		4	at New Jersey	W	4-1
66		6	Colorado	L	0-2
67		8	Minnesota	L	1-2
68		10	at Philadelphia	L	1-4
69		11	at Detroit	W	6-3
70		15	Washington*	W	4-3
71		17	at NY Rangers	L	0-7
72		20	at Montreal	L	0-1
73		22	Montreal	L	3-6
74		24	NY Rangers	O	1-2
75		25	at Pittsburgh	L	0-5
76		27	at Ottawa	W	3-2
77		29	Pittsburgh	L	2-4
78		31	Atlanta	L	2-3
79	Apr.	1	at New Jersey	L	1-3
80		3	at Montreal	L	0-2
81		5	at Buffalo	L	2-4
82		7	Ottawa	L	3-6



Marc Savard led the Bruins in scoring in 2006-07 in his first season with the team.

Player	GP	G	A	PTS	PIM
Marc Savard	82	22	74	96	96
Patrice Bergeron	77	22	48	70	26
Glen Murray	59	28	17	45	44
Marco Sturm	76	27	17	44	46
Zdeno Chara	80	11	32	43	100
Brad Boyes	62	13	21	34	25
Phil Kessel	70	11	18	29	12
P. J. Axelsson	55	11	16	27	52
Dennis Wideman/St.Louis	55	5	17	22	44
/Boston	20	1	2	3	27
/Total	75	6	19	25	71
Brandon Bochenski/Chicago	10	2	0	2	2
/Boston	31	11	11	22	14
/Total	41	13	11	24	16
Chuck Kobasew/Calgary	40	4	13	17	37
/Boston	10	1	1	2	25
/Total	50	5	14	19	62
Paul Mara	59	3	15	18	95
Brad Stuart	48	7	10	17	26
Shean Donovan	76	6	11	17	56
Mark Mowers	78	5	12	17	26
Aaron Ward/NY Rangers	60	3	10	13	57
/Boston	20	1	2	3	18
/Total	80	4	12	16	75
Wayne Primeau	51	7	8	15	75
Andrew Ference/Calgary	54	2	10	12	66
/Boston	26	1	2	3	31

/Total	80	3	12	15	97
Petr Tenkrat	64	9	5	14	34
Stanislav Chistov/Anaheim	1	0	0	0	0
/Boston	60	5	8	13	36
/Total	61	5	8	13	36
Andrew Alberts	76	0	10	10	124
Jason York	49	1	7	8	32
Petr Kalus	9	4	1	5	6
Milan Jurcina	40	2	1	3	20
Bobby Allen	31	0	3	3	10
Matt Lashoff	12	0	2	2	12
Yan Stastny	21	0	2	2	19
Jeff Hoggan	46	0	2	2	33
Wade Brookbank	7	1	0	1	15
Mark Stuart	15	0	1	1	14
Nathan Dempsey	17	0	1	1	6
Jeremy Reich	32	0	1	1	63
Jonathan Sigale	1	0	0	0	4
Philippe Sauve	2	0	0	0	0
Brian Finley	2	0	0	0	0
Nate Thompson	4	0	0	0	0
Ben Walter	4	0	0	0	0
David Krejci	6	0	0	0	2
Joey MacDonald/Detroit	8	0	0	0	0
/Boston	7	0	0	0	0
/Total	15	0	0	0	0
Hannu Toivonen	18	0	0	0	2
Tim Thomas	66	0	0	0	6

Goaltender	GP	MINS	W-L-O	GA	GAA
Joey MacDonald	7	358	2-2-1	16	2.68
Brian Finley	2	59	0-1-0	3	3.05
Tim Thomas	66	3619	30-29-4	189	3.13
Hannu Toivonen	18	894	3-9-1	63	4.23
Philippe Sauve	2	41	0-0-0	4	5.85

2006-07 NOTABLES:

Home Record.....	18-19-4
Road Record.....	17-22-2
Overall Record.....	35-41-6

- Marc Savard finishes ninth overall in the Art Ross scoring race.
- Phil Kessel wins the Masterton Trophy.
- December 19, 2006: Patrice Bergeron has five assists in a 7-2 win in Ottawa.
- February 8, 2007: Carolina's Ray Whitney scores a hat trick in just a 1:40 span of the second period in a 5-2 Carolina win in Boston.
- March 1, 2007: The Bruins face 55 shots from Philadelphia, the most shots by a Boston opponent since March 18, 1965 vs. Detroit.

2007-08

Gm	Date	Opponent	Score
1	Oct. 5	at Dallas	L 1-4
2	6	at Phoenix	W 3-1
3	10	at Anaheim	L 1-2
4	12	at Los Angeles	W 8-6
5	13	at San Jose	W 2-1
6	18	Tampa Bay	W 4-1
7	20	NY Rangers*	W 1-0
8	22	at Montreal	L 1-6
9	25	Chicago	W 3-1
10	27	Philadelphia	L 1-2
11	Nov. 1	Buffalo*	W 4-3
12	3	at Ottawa	L 2-3
13	4	Ottawa	O 1-2
14	7	at Buffalo	O 1-2
15	8	Montreal	L 1-2
16	10	Buffalo	W 2-1
17	15	Toronto	W 5-2
18	17	at Montreal	L 4-7
19	20	at Toronto	W 4-2
20	23	NY Islanders	W 2-1
21	24	at NY Islanders	L 1-2
22	26	at Philadelphia	W 6-3
23	29	at Florida	W 4-3
24	Dec. 1	at Tampa Bay	L 1-4
25	3	at NY Islanders	W 3-1
26	5	at New Jersey	O 3-4
27	6	Montreal	L 2-4
28	8	at Toronto	W 2-1
29	10	at Buffalo	W 4-1
30	12	at Atlanta	W 5-3
31	13	New Jersey	L 1-3
32	15	Columbus	W 2-0
33	18	Ottawa	L 2-3

34	Dec.	20	Pittsburgh	O	4-5
35		22	St. Louis	L	1-4
36		23	at Pittsburgh	L	2-4
37		28	at Carolina	L	3-4
38		29	at Atlanta	L	0-5
39		31	Atlanta	W	5-2
40	Jan.	3	Washington	W	2-0
41		5	New Jersey	W	4-3
42		8	Carolina	L	0-1
43		10	Montreal	L	2-5
44		12	at Philadelphia*	W	4-3
45		17	Toronto	O	2-3
46		19	NY Rangers*	W	4-3
47		20	at NY Rangers	W	3-1
48		22	at Montreal	L	2-8
49		24	NY Islanders	W	4-1
50		29	Nashville	W	3-1
51		31	at Ottawa	W	3-1
52	Feb.	2	Detroit	L	1-3
53		5	Buffalo	L	2-4
54		8	at Buffalo*	W	3-2
55		9	Florida	L	3-6
56		12	Carolina	L	2-3
57		13	at Pittsburgh	W	2-1
58		16	at Toronto	O	3-4
59		19	at Carolina*	W	3-2
60		21	at Florida*	W	5-4
61		23	at Tampa Bay	W	5-3
62		26	Ottawa	W	4-0
63		28	Pittsburgh	W	5-1
64	Mar.	1	Atlanta*	W	3-2
65		3	at Washington	L	2-10
66		4	Florida	O	0-1
67		6	Toronto	L	2-8
68		8	Washington	W	2-1
69		9	at NY Rangers	O	0-1
70		11	at Ottawa	L	1-4
71		13	Tampa Bay	L	1-3
72		15	Philadelphia*	W	3-2
73		16	at Washington	O	1-2
74		20	Montreal	L	2-4
75		22	at Montreal	O	2-3
76		25	at Toronto	W	6-2
77		27	Toronto	W	4-2
78		29	Ottawa	W	4-0
79		30	at Buffalo	O	1-2
80	Apr.	2	at New Jersey	O	2-3
81		4	at Ottawa	W	2-1
82		5	Buffalo	L	0-3

Player	GP	G	A	PTS	PIM
Marc Savard	74	15	63	78	66
Marco Sturm	80	27	29	56	40
Zdeno Chara	77	17	34	51	114
Chuck Kobasew	73	22	17	39	29
Phil Kessel	82	19	18	37	28
Dennis Wideman	81	13	23	36	70
Glen Metropolit	82	11	22	33	36
Glen Murray	63	17	13	30	50
P. J. Axelsson	75	13	16	29	15
Milan Lucic	77	8	19	27	89
David Krejci	56	6	21	27	20
Peter Schaefer	63	9	17	26	18
Andrew Ference	59	1	14	15	50
Aaron Ward	65	5	8	13	54
Petteri Nokelainen	57	7	3	10	19
Mark Stuart	82	4	4	8	81
Shane Hnidy/Anaheim	33	1	2	3	30
/Boston	43	1	4	5	41
/Total	76	2	6	8	71
Shawn Thornton	58	4	3	7	74
Patrice Bergeron	10	3	4	7	2
Vladimir Sobotka	48	1	6	7	24
Brandon Bochenski	20	0	6	6	6
Matt Lashoff	18	1	4	5	0
Jeremy Reich	58	2	2	4	78
Andrew Alberts	35	0	2	2	39
Matt Hunwick	13	0	1	1	4
Jeff Hoggan	1	0	0	0	0
Tuukka Rask	4	0	0	0	0
Manny Fernandez	4	0	0	0	0
Pascal Pelletier	6	0	0	0	0
Bobby Allen	18	0	0	0	2
Alex Auld	23	0	0	0	0
Tim Thomas	47	0	0	0	2

Goaltender	GP	MINS	W-L-O	GA	GAA
Alex Auld	23	1213	9-7-5	47	2.32
Tim Thomas	57	3343	28-19-6	136	2.44
Tuukka Rask	4	184	2-1-1	10	3.26
Manny Fernandez	4	244	2-2-0	16	3.93

REGULAR SEASON SCORING & RESULTS



2007-08 NOTABLES:

Home Record.....21-16-4
Road Record.....20-13-8
Overall Record.....41-29-12

- Marc Savard finishes third in the league in assists.
- Zdeno Chara is named a Second Team All-Star and is a finalist for the Norris Trophy.
- February 2, 2008: Marco Sturm plays his 730th NHL game vs. Detroit, the most ever by a player born and raised in Germany.
- March 16, 2008: Glen Murray plays his 1,000th NHL game in Washington.



Zdeno Chara was named a Second Team NHL All-Star in 2007-08 and was a finalist for the Norris Trophy as well.

2008-09

Gm	Date	Opponent	Score
1	Oct. 9	at Colorado	W 5-4
2	11	at Minnesota	L 3-4
3	15	at Montreal	O 3-4
4	18	at Ottawa	W 4-2
5	20	Pittsburgh	O 1-2
6	21	at Buffalo	O 2-3
7	23	Toronto	L 2-4
8	25	Atlanta	W 5-4
9	27	at Edmonton*	W 1-0
10	28	at Vancouver	W 1-0
11	30	at Calgary	L 2-3
12	Nov. 1	Dallas	W 5-1
13	6	Toronto	W 5-2
14	8	Buffalo	W 3-1
15	12	at Chicago*	W 2-1
16	13	Montreal	W 6-1
17	15	at NY Rangers	O 2-3
18	17	at Toronto	W 3-2
19	19	Buffalo	W 7-4
20	21	Florida	W 4-2
21	22	at Montreal*	W 3-2
22	26	at Buffalo	L 2-3
23	28	NY Islanders	W 7-2
24	29	Detroit	W 4-1
25	Dec. 4	at Tampa Bay	W 3-1
26	6	at Florida	W 4-0
27	8	Tampa Bay	W 5-3
28	10	at Washington	L 1-3
29	12	at Atlanta	W 7-3
30	13	Atlanta	W 4-2
31	18	Toronto	W 8-5
32	20	Carolina	W 4-2
33	21	at St. Louis	W 6-3
34	23	at New Jersey	W 2-0
35	27	at Carolina	W 4-2
36	28	at Atlanta	W 2-1
37	30	at Pittsburgh	W 5-2
38	Jan. 1	Pittsburgh	W 4-2
39	3	Buffalo	L 2-4
40	6	Minnesota	L 0-1
41	8	Ottawa	W 6-4
42	10	Carolina	W 5-1
43	13	Montreal	W 3-1
44	15	at NY Islanders	W 2-1
45	17	at Washington	L 1-2
46	19	St. Louis	O 4-5
47	21	at Toronto*	W 4-3
48	27	Washington*	W 3-2
49	29	New Jersey*	O 3-4
50	31	NY Rangers	W 1-0
51	Feb. 1	at Montreal	W 3-1
52	4	at Philadelphia	W 3-1

53	Feb. 5	at Ottawa*	W 4-3
54	7	Philadelphia*	O 3-4
55	10	San Jose	L 2-5
56	13	at New Jersey	L 0-1
57	14	at Nashville*	O 2-3
58	17	at Carolina	W 5-1
59	21	at Florida	L 0-2
60	22	at Tampa Bay	L 3-4
61	24	Florida	W 6-1
62	26	Anaheim	W 6-0
63	28	Washington*	O 3-4
64	Mar. 3	Philadelphia	L 2-4
65	5	Phoenix	L 1-2
66	7	Chicago	W 5-3
67	8	at NY Rangers	L 3-4
68	10	at Columbus	L 0-2
69	12	Ottawa	W 5-3
70	14	NY Islanders	W 2-1
71	15	at Pittsburgh	L 4-6
72	19	Los Angeles*	O 2-3
73	22	New Jersey	W 4-1
74	28	at Toronto	W 7-5
75	29	at Philadelphia	W 4-3
76	31	Tampa Bay	W 3-1
77	Apr. 2	Ottawa	W 2-1
78	4	NY Rangers	W 1-0
79	7	at Ottawa	L 2-3
80	9	Montreal*	W 5-4
81	11	at Montreal	L 1-6
82	12	at NY Islanders	W 6-2

Player	GP	G	A	PTS	PIM
Marc Savard	82	25	63	88	70
David Krejci	82	22	51	73	26
Mark Recchi/Tampa Bay	62	13	32	45	20
/Boston	18	10	6	16	2
/Total	80	23	38	61	22
Phil Kessel	70	36	24	60	16
Michael Ryder	74	27	26	53	26
Zdeno Chara	80	19	31	50	95
Dennis Wideman	79	13	37	50	34
Blake Wheeler	81	21	24	45	46
Chuck Kobasew	68	21	21	42	56
Milan Lucic	72	17	25	42	136
Patrice Bergeron	64	8	31	39	16
P. J. Axelsson	65	6	24	30	16
Matt Hunwick	53	6	21	27	31
Steve Montador/Anaheim	65	4	16	20	125
/Boston	13	0	1	1	18
/Total	78	4	17	21	143
Stephane Yelle	77	7	11	18	32
Mark Stuart	82	5	12	17	76
Andrew Ference	47	1	15	16	40
Marco Sturm	19	7	6	13	8
Shane Hnidy	65	3	9	12	45
Shawn Thornton	79	6	5	11	123
Aaron Ward	65	3	7	10	44
Byron Bitz	35	4	3	7	18
Vladimir Sobotka	25	1	4	5	10
Martin St. Pierre	14	2	2	4	4
Petteri Nokelainen	33	0	3	3	10
Martins Karsums	6	0	1	1	0
Matt Lashoff	16	0	1	1	10
Tim Thomas	53	0	1	1	6
Johnny Boychuk	1	0	0	0	0
Tuukka Rask	1	0	0	0	0
Mikko Lehtonen	1	0	0	0	0
Manny Fernandez	28	0	0	0	2

Goaltender	GP	MINS	W-L-O	GA	GAA
Tuukka Rask	1	60	1-0-0	0	0.00
Tim Thomas	54	3259	36-11-7	114	2.10
Manny Fernandez	28	1644	16-8-3	71	2.59



Tim Thomas won the Vezina Trophy as the league's top goaltender in 2008-09.

2008-09 NOTABLES:

Home Record.....29-6-6
Road Record.....24-13-4
Overall Record.....53-19-10

- Zdeno Chara and Tim Thomas are named to the NHL's First All-Star Team.
- Zdeno Chara wins the Norris Trophy as the league's top defenseman.
- Tim Thomas wins the Vezina Trophy as the NHL's top goaltender as he leads the NHL in goals against average and save percentage and is sixth overall in wins.
- Claude Julien is named the league's top coach as the Adams Trophy winner.
- Thomas and Manny Fernandez share the Jennings Trophy for allowing the fewest goals against.
- Marc Savard finishes sixth in the NHL in assists and ninth overall in the Art Ross scoring race.
- David Krejci (+37) and Blake Wheeler (+36) finish first and second, respectively, in the league in plus/minus.
- The Bruins finish with the top record in the Eastern Conference and their 53 wins and 116 points are the third-highest such totals in their history.
- October 25, 2008: Milan Lucic scores his first career hat trick in a 3-1-4 effort vs. Atlanta. The teams switched ends at the 9:58 mark of the third period due to incorrect markings on the West End of the TD Banknorth Garden ice.
- October 27-28, 2008: Tim Thomas records consecutive-night 1-0 shutouts in Edmonton and in Vancouver. It is just the second time in NHL history that a goaltender has registered consecutive 1-0 road shutouts.
- November 6, 2008: Blake Wheeler records a hat trick vs. Toronto. It is his 13th career game, the fastest such hat trick by a Bruin since Craig Janney in 1988 (fifth game).
- November 12, 2008: Chicago's Patrick Sharp takes an unsuccessful penalty shot on Tim Thomas. It is the first overtime penalty shot for or against in Bruins history.
- December 23, 2008: Phil Kessel has his point streak snapped at 18 games with 14-14=28 totals. It is the fifth longest point streak in team history.
- January 3, 2009: The Bruins drop a 4-2 decision to Buffalo, halting their win streak at ten games and their home win streak at 14 contests. The overall streak is the fourth longest in club history and the home streak is the fifth longest such home stretch.
- January 17, 2009: The Bruins take a 2-1 loss in Washington, stopping their road win streak at seven games, second-longest in team history.
- January 31, 2009: Tuukka Rask earns his first NHL shutout with a 1-0 win over NY Rangers. It is his only Boston game of the season.
- April 4, 2009: The Bruins take a 1-0 win vs. NY Rangers, clinching the top record in the Eastern Conference.

2009-10

Gm	Date	Opponent	Score
1	Oct. 1	Washington	L 1-4
2	3	Carolina	W 7-2
3	8	Anaheim	L 1-6
4	10	NY Islanders*	W 4-3
5	12	Colorado	L 3-4
6	16	at Dallas	W 3-0
7	17	at Phoenix	L 1-4
8	21	Nashville	W 3-2
9	22	at Philadelphia*	O 3-4
10	24	at Ottawa*	W 4-3
11	29	New Jersey	L 1-2
12	31	Edmonton	W 2-0
13	Nov. 1	at NY Rangers	L 0-1
14	3	at Detroit	L 0-2
15	5	Montreal*	O 1-2
16	7	Buffalo	W 4-2
17	10	Pittsburgh	W 3-0
18	12	Florida*	O 0-1
19	14	at Pittsburgh*	O 5-6
20	16	NY Islanders	L 1-4
21	19	at Atlanta*	W 4-3
22	20	at Buffalo*	W 2-1
23	23	at St. Louis	W 4-2
24	25	at Minnesota*	W 2-1
25	27	New Jersey*	O 1-2
26	28	Ottawa*	W 4-3
27	Dec. 2	Tampa Bay	W 4-1
28	4	at Montreal	L 1-5
29	5	Toronto	W 7-2
30	10	Toronto	W 5-2
31	12	at NY Islanders*	O 2-3
32	14	Philadelphia	L 1-3

REGULAR SEASON SCORING & RESULTS



33	Dec.	18	at Chicago*	O	4-5
34		19	at Toronto	L	0-2
35		21	at Ottawa	W	2-0
36		23	Atlanta	W	6-4
37		27	at Florida	W	2-1
38		28	at Tampa Bay	L	1-2
39		30	Atlanta	W	4-0
40	Jan.	1	Philadelphia*	W	2-1
41		4	at NY Rangers	L	2-3
42		5	at Ottawa	W	4-1
43		7	Chicago	L	2-5
44		9	NY Rangers	L	1-3
45		13	at Anaheim	L	3-4
46		14	at San Jose*	W	2-1
47		16	at Los Angeles*	O	3-4
48		18	Ottawa	L	1-5
49		21	Columbus	L	2-3
50		23	Ottawa	L	1-2
51		24	at Carolina	L	1-5
52		29	at Buffalo	L	1-2
53		30	Los Angeles*	O	2-3
54	Feb.	2	Washington	L	1-4
55		4	Montreal*	O	2-3
56		6	Vancouver*	O	2-3
57		7	at Montreal	W	3-0
58		9	at Buffalo*	W	3-2
59		11	at Tampa Bay	W	5-4
60		13	at Florida*	W	3-2
61	Mar.	2	Montreal	L	1-4
62		4	Toronto*	W	3-2
63		6	at NY Islanders	W	3-2
64		7	at Pittsburgh	L	1-2
65		9	at Toronto*	O	3-4
66		11	at Philadelphia	W	5-1
67		13	at Montreal	L	2-3
68		15	at New Jersey	L	2-3
69		16	at Carolina	W	5-2
70		18	Pittsburgh	L	0-3
71		21	NY Rangers	W	2-1
72		23	at Atlanta	W	4-0
73		25	Tampa Bay	L	3-5
74		27	Calgary	W	5-0
75		29	Buffalo	L	2-3
76		30	at New Jersey*	W	1-0
77	Apr.	1	Florida	L	0-1
78		3	at Toronto*	W	2-1
79		5	at Washington*	O	2-3
80		8	Buffalo	W	3-1
81		10	Carolina	W	4-2
82		11	at Washington*	W	4-3



Tuukka Rask led the NHL in both goals against average and save percentage in 2009-10.

Player	GP	G	A	PTS	PIM
Patrice Bergeron	73	19	33	52	28
David Krejci	79	17	35	52	26
Zdeno Chara	80	7	37	44	87
Mark Recchi	81	18	25	43	34
Blake Wheeler	82	18	20	38	53
Marco Sturm	76	22	15	37	30
Michael Ryder	82	18	15	33	35
Marc Savard	41	10	23	33	14
Dennis Seidenberg/Florida	62	2	21	23	33
/Boston	17	2	7	9	6
/Total	79	4	28	32	39
Dennis Wideman	76	6	24	30	34
Derek Morris	58	3	22	25	26
Daniel Paille/Buffalo	2	0	1	1	0
/Boston	74	10	9	19	12
/Total	76	10	10	20	12
Milan Lucic	50	9	11	20	44
Johnny Boychuk	51	5	10	15	43
Miroslav Satan	38	9	5	14	12
Matt Hunwick	76	6	8	14	32
Steve Begin	77	5	9	14	53

Vladimir Sobotka	61	4	6	10	30
Shawn Thornton	74	1	9	10	141
Byron Bitz	45	4	5	9	31
Andrew Ference	51	0	8	8	16
Mark Stuart	56	2	5	7	80
Tuukka Rask	45	0	3	3	2
Adam McQuaid	19	1	0	1	21
Zach Hamill	1	0	1	1	0
Chuck Kobasew	7	0	1	1	2
Trent Whitfield	16	0	1	1	7
Brad Marchand	20	0	1	1	20
Guillaume Lefebvre	1	0	0	0	0
Mikko Lehtonen	1	0	0	0	0
Jeff Penner	2	0	0	0	0
Andy Wozniowski	2	0	0	0	0
Drew Larman	4	0	0	0	0
Andrew Bodnarchuk	5	0	0	0	2
Tim Thomas	42	0	0	0	8

Goaltender	GP	MINS	W-L-O	GA	GAA
Tuukka Rask	45	2562	22-12-5	84	1.97
Tim Thomas	43	2442	17-18-8	104	2.56

2009-10 NOTABLES:

Home Record.....	18-17-6
Road Record.....	21-13-7
Overall Record.....	39-30-13

- Tuukka Rask leads the NHL in both goals against average (1.97) and save percentage (.931) with the GAA the lowest by a Boston goaltender playing in at least half of the team's games since Frank Brimsek's 1.57 in 1938-39.
- October 24, 2009: The Bruins score twice in the last 1:28 of the third period to send the game into overtime and take a 4-3 shootout win over Ottawa. It is the first time in team history that the Bruins win a game when they entered the last two minutes of regulation trailing by two goals.
- October 31, 2009: The Bruins earn a 2-0 win over Edmonton which is coach Claude Julien's 100th victory behind the Boston bench. It comes in his 176th game and is the third-fastest 100 wins by a Bruins coach in team history. It is also the third consecutive shutout by the Bruins over Edmonton.
- December 5-10, 2009: The Bruins host the Toronto Maple Leafs in consecutive games with 7-2 and 5-2 wins, respectively. It is the first time the Bruins have hosted the same opponent in consecutive games since Feb. 11-13, 1965.
- January 1, 2010: The Bruins host the Philadelphia Flyers in the 2010 Winter Classic game played at Boston's Fenway Park. Marco Sturm scores the winning goal at 1:57 of overtime before a club-record crowd of 38,112.
- April 10, 2010: The Bruins score three shorthanded goals on the same penalty for the first time in NHL history. The goals come in a 1:04 span by Daniel Paille, Blake Wheeler and Steve Begin.
- April 11, 2010: The Bruins take a 4-3 shootout win in Washington. It is their 19th shootout of the season, tying the NHL single-season mark set by Edmonton in 2007-08.



The 2010 NHL Winter Classic game at Fenway Park was an outstanding success as the Bruins give a stick salute to the fans following the game.

2010-11

Gm	Date	Opponent	Score
1	Oct. 9	Phoenix	L 2-5
2	10	at Phoenix	W 3-0
3	16	at New Jersey	W 4-1
4	19	at Washington	W 3-1
5	21	Washington	W 4-1
6	23	NY Rangers	L 2-3
7	28	Toronto	W 2-0
8	30	at Ottawa	W 4-0
9	Nov. 3	at Buffalo	W 5-2
10	5	at Washington	L 3-5
11	6	St. Louis*	O 1-2

12	Nov.	10	at Pittsburgh	W	7-4
13		11	Montreal	L	1-3
14		13	Ottawa	L	0-2
15		15	New Jersey	W	3-0
16		17	at NY Rangers	W	3-2
17		18	Florida	W	4-0
18		20	Los Angeles*	O	3-4
19		22	at Tampa Bay	L	1-3
20		24	at Florida	W	3-1
21		26	Carolina	L	0-3
22		28	at Atlanta	L	1-4
23	Dec.	1	at Philadelphia	W	3-0
24		2	Tampa Bay	W	8-1
25		4	at Toronto*	O	2-3
26		7	Buffalo*	W	3-2
27		9	NY Islanders	W	5-2
28		11	Philadelphia*	O	1-2
29		15	at Buffalo	L	2-3
30		16	at Montreal	L	3-4
31		18	Washington	W	3-2
32		20	Anaheim	L	0-3
33		23	Atlanta	W	4-1
34		27	at Florida*	W	3-2
35		28	at Tampa Bay	W	4-3
36		30	at Atlanta*	O	2-3
37	Jan.	1	at Buffalo*	O	6-7
38		3	at Toronto	W	2-1
39		6	Minnesota	L	1-3
40		8	at Montreal*	O	2-3
41		10	at Pittsburgh	W	4-2
42		11	Ottawa	W	6-0
43		13	Philadelphia	W	7-5
44		15	Pittsburgh	L	2-3
45		17	Carolina	W	7-0
46		18	at Carolina	W	3-2
47		20	Buffalo	L	2-4
48		22	at Colorado	W	6-2
49		24	at Los Angeles	L	0-2
50		26	Florida	W	2-1
51	Feb.	1	at Carolina	W	3-2
52		3	Dallas	W	6-3
53		5	San Jose	L	0-2
54		9	Montreal	W	8-6
55		11	Detroit	L	1-6
56		13	at Detroit	L	2-4
57		15	Toronto	L	3-4
58		17	at NY Islanders	W	6-3
59		18	at Ottawa	W	4-2
60		22	at Calgary	W	3-1
61		26	at Vancouver	W	3-1
62		27	at Edmonton	W	3-2
63	Mar.	1	at Ottawa	W	1-0
64		3	Tampa Bay	W	2-1
65		5	Pittsburgh*	O	2-3
66		8	at Montreal	L	1-4
67		10	Buffalo*	O	3-4
68		11	at NY Islanders	L	2-4
69		15	at Columbus*	W	3-2
70		17	at Nashville*	O	3-4
71		19	at Toronto	L	2-5
72		22	New Jersey	W	4-1
73		24	Montreal	W	7-0
74		26	NY Rangers	L	0-1
75		27	at Philadelphia	W	2-1
76		29	Chicago	W	3-0
77		31	Toronto*	O	3-4
78	Apr.	2	Atlanta	W	3-2
79		4	at NY Rangers	L	3-5
80		6	NY Islanders	W	3-2
81		9	Ottawa	W	3-1
82		10	at New Jersey	L	2-3

Player	GP	G	A	PTS	PIM
Milan Lucic	79	30	32	62	121
David Krejci	75	13	49	62	28
Patrice Bergeron	80	22	35	57	26
Nathan Horton	80	26	27	53	85
Mark Recchi	81	14	34	48	35
Tomas Kaberle/Toronto	58	3	35	38	16
/Boston	24	1	8	9	2
/Total	82	4	43	47	18
Zdeno Chara	81	14	30	44	88
Brad Marchand	77	21	20	41	51
Michael Ryder	79	18	23	41	26
Rich Peverley/Atlanta	59	14	20	34	35
/Boston	23	4	3	7	2
/Total	82	18	23	41	37
Dennis Seidenberg	81	7	25	32	41
Gregory Campbell	80	13	16	29	93
Chris Kelly/Ottawa	57	12	11	23	27
/Boston	24	2	3	5	6

REGULAR SEASON SCORING & RESULTS



/Total	81	14	14	28	33
Blake Wheeler	58	11	16	27	32
Tyler Seguin	74	11	11	22	18
Shawn Thornton	79	10	10	20	122
Johnny Boychuk	69	3	13	16	45
Adam McQuaid	67	3	12	15	96
Andrew Ference	70	3	12	15	60
Daniel Paille	43	6	7	13	28
Steven Kampfer	38	5	5	10	12
Marc Savard	25	2	8	10	29
Jordan Caron	23	3	4	7	6
Mark Stuart	31	1	4	5	23
Matt Hunwick	22	1	2	3	9
Tim Thomas	57	0	3	3	13
Zach Hamill	3	0	1	1	0
Jamie Arniel	1	0	0	0	0
Shane Hnidy	3	0	0	0	2
Matt Barikowski	6	0	0	0	4
Tuukka Rask	29	0	0	0	2

Goaltender	GP	MINS	W-L-O	GA	GAA
Tim Thomas	57	3364	35-11-9	112	2.00
Tuukka Rask	29	1594	11-14-2	71	2.67



Tim Thomas (above) set an NHL single-season record with a .938 save percentage in 2010-11.

2010-11 NOTABLES:

Home Record.....	22-13-6
Road Record.....	24-12-5
Overall Record.....	46-25-11

- Tim Thomas wins his second Vezina Trophy in three years as the league's top goaltender and is named a First Team All-Star.
- Zdeno Chara earns a Second Team All-Star berth and wins the Mark Messier NHL Leadership Award.
- Thomas sets a league single-season record with a .938 save percentage and leads the NHL in goals against average as well. It is the third straight season a Bruins goaltender has led the league in both categories.
- October 9 and 10, 2010: The Bruins open the season in Prague, Czech Republic facing the Phoenix Coyotes in the 2010 Compuware NHL Premier series at the O2 Arena. They split the games with a 5-2 loss on the 9th and a 3-0 win on the 10th.
- November 3, 2010: Tim Thomas sets a club mark for wins by a goaltender from the start of a season with his seventh straight win, a 5-2 victory at Buffalo. It is also the team's fifth straight road win which is a new team record for road wins from the start of a season.
- November 10, 2010: The Bruins score five third period goals to come back from a 2-4 deficit for a 7-4 win at Pittsburgh.
- November 13, 2010: Mark Recchi takes a major penalty to become the 30th player in NHL history with both 1,000+ career points and penalty minutes.
- January 1, 2011: Andrew Ference, Dennis Seidenberg, Zdeno Chara and Steven Kampfer all score in a 7-6 shootout loss in Buffalo. It is the first time in team history that four different defensemen have scored in one game.
- January 10, 2011: The Bruins score four goals in a 3:15 span in the final 3:23 of regulation time to erase an 0-2 deficit for a 4-2 win in Pittsburgh.
- January 17, 2011: Zdeno Chara becomes just the fourth defenseman in team history to score a hat trick with three goals vs. Carolina in a 7-0 win.
- March 1, 2011: The Bruins take a 1-0 win in Ottawa to complete their first perfect six-game road trip since February, 1972.
- April 2, 2011: Michael Ryder scores Boston's first successful penalty shot since 2007 and first on home ice since 1994 with a score vs. Atlanta's Ondrej Pavelec.
- April 9, 2011: Mark Recchi moves into fourth place on the NHL's all-time games played list with his 1,652nd game vs.

the Ottawa Senators.

2011-12

Gm	Date	Opponent	Score
1	Oct. 6	Philadelphia	L 1-2
2	8	Tampa Bay	W 4-1
3	10	Colorado	L 0-1
4	12	at Carolina	L 2-3
5	15	at Chicago*	W 3-2
6	18	Carolina	L 1-4
7	20	Toronto	W 6-2
8	22	San Jose	L 2-4
9	27	Montreal	L 1-2
10	29	at Montreal	L 2-4
11	Nov. 1	Ottawa	W 5-3
12	5	at Toronto	W 7-0
13	7	NY Islanders	W 6-2
14	10	Edmonton	W 6-3
15	12	Buffalo	W 6-2
16	15	New Jersey	W 4-3
17	17	Columbus*	W 2-1
18	19	at NY Islanders	W 6-0
19	21	at Montreal	W 1-0
20	23	at Buffalo*	W 4-3
21	25	Detroit*	O 2-3
22	26	Winnipeg	W 4-2
23	30	at Toronto	W 6-3
24	Dec. 3	Toronto	W 4-1
25	5	at Pittsburgh	W 3-1
26	6	at Winnipeg	L 1-2
27	8	Florida	L 0-2
28	10	at Columbus	W 5-3
29	13	Los Angeles	W 3-0
30	14	at Ottawa	W 5-2
31	17	at Philadelphia	W 6-0
32	19	Montreal	W 3-2
33	23	Florida	W 8-0
34	28	at Phoenix*	W 2-1
35	31	at Dallas	L 2-4
36	Jan. 4	at New Jersey	W 6-1
37	5	Calgary	W 9-0
38	7	Vancouver	L 3-4
39	10	Winnipeg	W 5-3
40	12	Montreal	W 2-1
41	14	at Carolina	L 2-4
42	16	at Florida*	W 3-2
43	17	at Tampa Bay	L 3-5
44	19	at New Jersey	W 4-1
45	21	NY Rangers*	O 2-3
46	22	at Philadelphia*	W 6-5
47	24	at Washington	L 3-5
48	31	Ottawa	W 4-3
49	Feb. 2	Carolina	L 0-3
50	4	Pittsburgh	L 1-2
51	5	at Washington	W 4-1
52	8	at Buffalo	L 0-6
53	11	Nashville*	W 4-3
54	14	NY Rangers	L 0-3
55	15	at Montreal*	W 4-3
56	17	at Winnipeg	L 2-4
57	19	at Minnesota	L 0-2
58	22	at St. Louis	W 4-2
59	24	at Buffalo*	O 1-2
60	25	at Ottawa	W 5-3
61	28	Ottawa	L 0-1
62	Mar. 1	New Jersey*	W 4-3
63	3	NY Islanders	L 2-3
64	4	at NY Rangers	L 3-4
65	6	at Toronto	W 5-4
66	8	Buffalo	W 3-1
67	10	Washington	L 3-4
68	11	at Pittsburgh	L 2-5
69	13	at Tampa Bay	L 1-6
70	15	at Florida	L 2-6
71	17	Philadelphia*	W 3-2
72	19	Toronto	W 8-0
73	22	at San Jose	L 1-2
74	24	at Los Angeles	W 4-2
75	25	at Anaheim	W 3-2
76	27	Tampa Bay	W 5-2
77	29	Washington*	O 2-3
78	31	at NY Islanders	W 6-3
79	Apr. 1	at NY Rangers	W 2-1
80	3	Pittsburgh	L 3-5
81	5	at Ottawa	W 3-1
82	7	Buffalo	W 4-3

Player	GP	G	A	PTS	PIM
Tyler Seguin	81	29	38	67	30
Patrice Bergeron	81	22	42	64	20
David Krejci	79	23	39	62	36
Milan Lucic	81	26	35	61	135
Brad Marchand	76	28	27	55	87
Zdeno Chara	79	12	40	52	86
Rich Peverley	57	11	31	42	22
Chris Kelly	82	20	19	39	41
Nathan Horton	46	17	15	32	54
Benoit Pouliot	74	16	16	32	38
Joe Corvo	75	4	21	25	13
Brian Rolston/NY Islanders	49	4	5	9	6
/Boston	21	3	12	15	8
/Total	70	7	17	24	14
Andrew Ference	72	6	18	24	46
Dennis Seidenberg	80	5	18	23	39
Gregory Campbell	78	8	8	16	80
Daniel Paille	69	9	6	15	15
Jordan Caron	48	7	8	15	14
Johnny Boychuk	77	5	10	15	53
Shawn Thornton	81	5	8	13	154
Adam McQuaid	72	2	8	10	99
Greg Zanon/Minnesota	39	2	4	6	14
/Boston	17	1	1	2	4
/Total	56	3	5	8	18
Steven Kampfer	10	0	2	2	4
Zach Hamill	16	0	2	2	4
Mike Mottau/NY Islanders	29	0	2	2	15
/Boston	6	0	0	0	0
/Total	35	0	2	2	15
Carter Camper	3	1	0	1	0
Torey Krug	2	0	1	1	0
Tim Thomas	59	0	1	1	0
Max Sauve	1	0	0	0	0
Trent Whitfield	1	0	0	0	0
Anton Khudobin	1	0	0	0	0
Josh Hennessy	3	0	0	0	2
Matt Bartkowski	3	0	0	0	0
Marty Turco	5	0	0	0	0
Lane MacDermid	5	0	0	0	5
Tuukka Rask	23	0	0	0	2

Goaltender	GP	MINS	W-L-O	GA	GAA
Anton Khudobin	1	60	1-0-0	1	1.00
Tuukka Rask	23	1290	11-8-3	44	2.05
Tim Thomas	59	3352	35-19-1	132	2.36
Marty Turco	5	260	2-2-0	16	3.69



Patrice Bergeron (above) was the NHL's Selke Trophy winner in 2011-12.

2011-12 NOTABLES:

Home Record.....	22-13-6
Road Record.....	24-12-5
Overall Record.....	46-25-11

- Patrice Bergeron wins the Selke Trophy as the NHL's top defensive forward.
- Zdeno Chara is named to the NHL's Second All-Star Team.
- Bruins took the top five spots in the NHL's plus/minus rankings led by Patrice Bergeron (+36) and followed by Tyler Seguin (+34), Zdeno Chara and Chris Kelly (+33 each) and Brad Marchand (+31).
- October 6, 2011: The Bruins raise their 2011 Stanley Cup championship banner in pre-game ceremonies.
- November 21, 2011: Tim Thomas earned a 1-0 shutout in Montreal for his third straight road shutout.
- November 25, 2011: The Bruins' 10-game win streak is snapped in a 3-2 shootout loss to Detroit.
- November 30, 2011: The Bruins take a 6-3 win in Toronto to end the month with a 12-0-1 record. It is their first month without a regulation loss since January, 1969.
- January 10, 2012: Boston's Shawn Thornton (goal) and Winnipeg's Chris Thorburn (no goal) are both awarded penal-

REGULAR SEASON SCORING & RESULTS



ty shots in a 5-3 Boston win. It is the first time in club history that the Bruins have both taken and faced a penalty shot in the same game.

• March 17, 2012: Tim Thomas earns his 30th win of the season with a 3-2 shootout victory vs. Philadelphia, becoming the first Boston goaltender with four consecutive 30-win seasons.

• March 24, 2012: Zdeno Chara plays his 1,000th NHL game in a 4-2 win at Los Angeles.

• April 7, 2012: Tyler Seguin has two goals in a 4-3 win vs. Buffalo and ends the season as the youngest player in club history to lead the team in scoring.

2012-13

Gm	Date	Opponent	Score
1	Jan. 19	NY Rangers	W 3-1
2	21	Winnipeg*	W 2-1
3	23	at NY Rangers*	O 3-4
4	25	NY Islanders	W 4-2
5	28	at Carolina	W 5-3
6	29	New Jersey*	W 2-1
7	31	Buffalo	L 4-7
8	Feb. 2	at Toronto	W 1-0
9	6	at Montreal	W 2-1
10	10	at Buffalo	W 3-1
11	12	NY Rangers*	O 3-4
12	15	at Buffalo	L 2-4
13	17	at Winnipeg	W 3-2
14	21	at Tampa Bay	W 4-2
15	24	at Florida	W 4-1
16	26	at NY Islanders	W 4-1
17	28	Ottawa*	W 2-1
18	Mar. 2	Tampa Bay	W 3-2
19	3	Montreal	L 3-4
20	5	at Washington*	O 3-4
21	7	Toronto	W 4-2
22	9	Philadelphia	W 3-0
23	11	at Ottawa*	W 3-2
24	12	at Pittsburgh	L 2-3
25	14	Florida	W 4-1
26	16	Washington	W 4-1
27	17	at Pittsburgh	L 1-2

28	19	at Winnipeg	L 1-3
29	21	at Ottawa	W 2-1
30	23	at Toronto	L 2-3
31	25	Toronto	W 3-2
32	27	Montreal*	O 5-6
33	30	at Philadelphia	L 1-3
34	31	at Buffalo	W 2-0
35	Apr. 2	Ottawa	W 3-2
36	4	New Jersey	W 1-0
37	6	at Montreal	L 1-2
38	8	Carolina	W 6-2
39	10	at New Jersey	W 5-4
40	11	NY Islanders	L 1-2
41	13	at Carolina	L 2-4
42	17	Buffalo*	O 2-3
43	20	Pittsburgh	L 2-3
44	21	Florida	W 3-0
45	23	at Philadelphia	L 2-5
46	25	Tampa Bay	W 2-0
47	27	at Washington*	O 2-3
48	28	Ottawa	L 2-4

Player	GP	G	A	PTS	PIM
Brad Marchand	45	18	18	36	27
Jaromir Jagr/Dallas	34	14	12	26	0
/Boston	11	2	7	9	2
/Total	45	16	19	35	22
David Krejci	47	10	23	33	20
Tyler Seguin	48	16	16	32	16
Patrice Bergeron	42	10	22	32	18
Milan Lucic	46	7	20	27	75
Nathan Horton	43	13	9	22	22
Zdeno Chara	48	7	12	19	70
Rich Peverley	46	6	12	18	16
Daniel Paille	46	10	7	17	8
Dennis Seidenberg	46	4	13	17	10
Dougie Hamilton	42	5	11	16	14
Gregory Campbell	48	4	9	13	41
Andrew Ference	48	4	9	13	35
Chris Kelly	34	3	6	9	16
Wade Redden/St. Louis	23	2	3	5	11
/Boston	6	1	1	2	0
/Total	29	3	4	7	11
Shawn Thornton	45	3	4	7	60

Johnny Boychuk	44	1	5	6	12
Chris Bourque	18	1	3	4	6
Kaspars Daugavins/Ottawa	19	1	2	3	9
/Boston	6	0	1	1	0
/Total	25	1	3	4	9
Adam McQuaid	32	1	3	4	60
Jordan Caron	17	1	2	3	4
Carl Soderberg	6	0	2	2	6
Matt Bartkowski	11	0	2	2	6
Torey Krug	1	0	1	1	0
Tuukka Rask	36	0	1	1	0
Jamie Tardif	2	0	0	0	0
Lane MacDermid	3	0	0	0	10
Ryan Spooner	4	0	0	0	0
Aaron Johnson	10	0	0	0	10
Anton Khudobin	14	0	0	0	4
Jay Pandolfo	18	0	0	0	2

Goaltender	GP	MINS	W-L-O	GA	GAA
Tuukka Rask	36	2105	19-10-5	70	2.00
Anton Khudobin	14	803	9-4-1	31	2.32

2012-13 NOTABLES:

Home Record.....	16-5-3
Road Record.....	12-9-3
Overall Record.....	28-14-6

- The Bruins play an Eastern Conference-only schedule as an NHL lockout limits the season to 48 games.
- The Bruins have three games on their schedule postponed - one due to a Feb. 9 blizzard; one on the night of the Apr. 15 Boston Marathon bombing; and one due to an Apr. 19 manhunt for the Marathon bombing suspect.
- January 19, 2013: Chris Bourque played his first game as a Bruin in a 3-1 win vs. the NY Rangers, joining father Ray as the fifth father-son duo in team history.
- January 29, 2013: Tyler Seguin scored on two shootout shots, as he had to redo his shot after a fan threw a food item onto the ice in front of the goaltender during his first attempt.
- February 12, 2013: The Bruins scored twice in 0:48 of the third period to tie the game with goaltender Tuukka Rask pulled for an extra attacker, but dropped a 4-3 shootout decision to the NY Rangers.



THE LAST TIME ... REGULAR SEASON



BRUINS TEAM

Home Shutout.....	2-0 vs. Tampa Bay, Apr. 25, 2013
Road Shutout.....	2-0 at Buffalo, Mar. 31, 2013
Consecutive Shutouts	6-0 at NY Islanders, Nov. 19, 2011 & 1-0 at Montreal, Nov. 21, 2011
Home Scoreless Game after 65 minutes.....	vs. Florida, Nov. 12, 2009 (0-1 Shootout Loss)
Road Scoreless Game after 65 minutes.....	at NY Rangers, Mar. 9, 2008 (0-1 Shootout Loss)
Penalty-Free Game	at Buffalo, Feb. 24, 2012
Zero PP Opportunity Game	at Buffalo, Mar. 31, 2013
Ten-Goal Game	10-3 at Chicago, Oct. 16, 1988
Eleven-Goal Game	11-5 at Quebec, Mar. 8, 1983
Ten-Goal Decision	10-0 vs. Toronto, Dec. 20, 1979
Eleven-Goal Decision.....	12-1 vs. Washington, Dec. 14, 1974
50+ Shot Game.....	50 vs. Ottawa, Apr. 2, 2013
Five-Goal Period.....	Third vs. Philadelphia, Jan. 13, 2011
Six-Goal Period.....	Second vs. St. Louis, Nov. 3, 1983
Seven-Goal Period	Second vs. Edmonton, Jan. 17, 1980
20+ Shot Period	21, Second vs. Florida, Apr. 21, 2013
Shotless Period	Second at San Jose, Oct. 13, 2007

OPPONENT TEAM

Home Shutout.....	0-1 vs. Ottawa, Feb. 28, 2012
Road Shutout.....	0-2 at Minnesota, Feb. 19, 2012
Consecutive Shutouts	0-1 at NY Rangers, Nov. 1, 2009 & 0-2 at Detroit, Nov. 3, 2009
Penalty-Free Game.....	Chicago, Mar. 29, 2011
Zero PP Opportunity Game	at Ottawa, Mar. 21, 2013
Ten-Goal Game	2-10 at Washington, Mar. 3, 2008
Eleven-Goal Game	4-11 at Toronto, Feb. 7, 1976
Eight-Goal Decision	2-10 at Washington, Mar. 3, 2008
Nine-Goal Decision	0-9 at Atlanta, Mar. 9, 1976
50+ Shot Game.....	52 at Montreal, Nov. 17, 2007
Five-Goal Period.....	Second vs. Toronto, Jan. 4, 2007
Six-Goal Period.....	First at Washington, Mar. 3, 2008
20+ Shot Period	22, Third at Ottawa, Dec. 14, 2011
Shotless Period	Third at Los Angeles, Oct. 18, 2003

BRUINS INDIVIDUAL

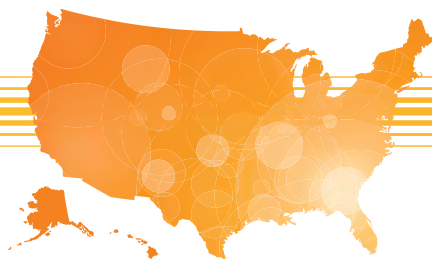
Hat Trick	David Krejci vs. New Jersey, Mar. 1, 2012
Shutout.....	Tuukka Rask vs. Tampa Bay, Apr. 25, 2013
Consecutive Shutouts	Tim Thomas, 6-0 at NY Islanders, Nov. 19, 2011 & 1-0 at Montreal, Nov. 21, 2011
Penalty Shot.....	Johnny Boychuk (no goal) at New Jersey, Apr. 10, 2013
Last Second Score, Game.....	Brad Marchand at Los Angeles, Mar. 24, 2012
Last Second Score, Period	Brad Marchand, Third at Los Angeles, Mar. 24, 2012
Four-Goal Game	Dave Andreychuk vs. Tampa Bay, Oct. 28, 1999
Four-Assist Game	Nathan Horton vs. Montreal, Feb. 9, 2011
Five-Assist Game	Patrice Bergeron at Ottawa, Dec. 19, 2006
Six-Assist Game.....	Bobby Orr at Vancouver, Jan. 1, 1973
Five-Point Game.....	Brad Marchand, 3-2=5 vs. Florida, Dec. 23, 2011
Six-Point Game.....	Ray Bourque, 1-5=6 at Vancouver, Feb. 18, 1990
Seven-Point Game.....	Cam Neely, 3-4=7 at Chicago, Oct. 16, 1988
Two Hat Tricks, Same Game.....	Andy Hebenton & Dean Prentice, at Toronto, Jan. 18, 1964
Goaltender Assist	Tuukka Rask vs. Pittsburgh, Apr. 20, 2013

OPPONENT INDIVIDUAL

Hat Trick	Thomas Vanek, Buffalo, Jan. 31, 2013
Shutout.....	Robin Lehner, vs. Ottawa, Feb. 28, 2012
Penalty Shot	Chris Thorburn (no goal) vs. Winnipeg, Jan. 10, 2012
Last Second Score, Game	David Backes, St. Louis, Jan. 19, 2009
Last Second Score, Period	Bill Guerin, Third, Pittsburgh, Nov. 14, 2009
Four-Goal Game	Michal Nylander, Chicago, Dec. 4, 1999
Five-Goal Game	Dave Andreychuk, Buffalo, Feb. 6, 1986
Four-Assist Game	Vincent Lecavalier, Tampa Bay, Nov. 4, 2006
Five-Assist Game.....	Marian Stastny, Quebec, Apr. 1, 1982
Six-Assist Game	Ron Francis, Hartford, Mar. 5, 1987
Five-Point Game.....	Thomas Vanek, 3-2=5 vs. Buffalo, Jan. 13, 2013
Six-Point Game.....	Ron Francis, Hartford, (0-6=6), Mar. 5, 1987
Two Hat Tricks, Same Game.....	Eric Daze & Steve Sullivan, Chicago, Mar. 9, 2003



AT&T. The nation's
FASTEST and now
MOST RELIABLE
4G LTE network.



Keep up with the
Boston Bruins® on AT&T.

Rethink Possible® 

1.866.MOBILITY

| ATT.COM/network

| Visit a Store



AT&T IS THE OFFICIAL WIRELESS PROVIDER OF THE BOSTON BRUINS.®

Speed claim based on comparison of national carriers' average 4G LTE download speeds for Android™ and Windows smartphones and iPhone 5. Reliability claim based on data transfer completion rates on nationwide 4G LTE networks. LTE is a trademark of ETSI. 4G LTE not available everywhere. Screen images simulated. Microsoft Windows Phone and the Windows logo are trademarks of the Microsoft group of companies. ©2013 AT&T Intellectual Property. Service provided by AT&T Mobility. All rights reserved. AT&T and the AT&T logo are trademarks of AT&T Intellectual Property. All other marks used herein are the property of their respective owners.

PLAYOFF RECORDS



YEAR-BY-YEAR STANLEY CUP RECORDS



Year	Opponent	Series	W	L	T	GF	GA	Cup Champion	Year	Opponent	Series	W	L	T	GF	GA	Cup Champion
1925	Did Not Qualify							Victoria	1977	Los Angeles Kings	QF	4	2	0	30	24	
1926	Did Not Qualify							Mtl Maroons		Philadelphia Flyers	SF	4	0	0	14	8	
1927	Chicago Blackhawks	QF	1	0	1	10	5			Montreal Canadiens	F	0	4	0	6	16	Mtl Canadiens
	New York Rangers	SF	1	0	1	3	1		1978	Chicago Blackhawks	QF	4	0	0	19	9	
	Ottawa Senators	F	0	2	2	3	7	Ottawa		Philadelphia Flyers	SF	4	1	0	21	15	
1928	New York Rangers	SF	0	1	1	2	5	NY Rangers		Montreal Canadiens	F	2	4	0	13	18	Mtl Canadiens
1929	Montreal Canadiens	SF	3	0	0	5	2		1979	Pittsburgh Penguins	QF	4	0	0	16	7	
	New York Rangers	F	2	0	0	4	1	Boston		Montreal Canadiens	SF	3	4	0	20	25	Mtl Canadiens
1930	Montreal Maroons	SF	3	1	0	11	5		1980	Pittsburgh Penguins	PS	3	2	0	21	14	
	Montreal Canadiens	F	0	2	0	3	7	Mtl Canadiens		New York Islanders	QF	1	4	0	14	19	NY Islanders
1931	Montreal Canadiens	SF	2	3	0	13	13	Mtl Canadiens	1981	Minnesota North Stars	PS	0	3	0	13	20	NY Islanders
1932	Did Not Qualify							Toronto	1982	Buffalo Sabres	DSF	3	1	0	17	11	
1933	Toronto Maple Leafs	SF	2	3	0	7	9	NY Rangers		Quebec Nordiques	DF	3	4	0	26	28	NY Islanders
1934	Did Not Qualify							Chicago	1983	Quebec Nordiques	DSF	3	1	0	11	8	
1935	Toronto Maple Leafs	SF	1	3	0	2	7	Mtl Maroons		Buffalo Sabres	DF	4	3	0	33	23	
1936	Toronto Maple Leafs	QF	1	1	0	6	8	Detroit		New York Islanders	SF	2	4	0	21	30	NY Islanders
1937	Montreal Maroons	QF	1	2	0	6	8	Detroit	1984	Montreal Canadiens	DSF	0	3	0	2	10	Edmonton
1938	Toronto Maple Leafs	SF	0	3	0	3	6	Chicago	1985	Montreal Canadiens	DSF	2	3	0	17	19	Edmonton
1939	New York Rangers	SF	4	3	0	14	12		1986	Montreal Canadiens	DSF	0	3	0	6	10	Mtl Canadiens
	Toronto Maple Leafs	F	4	1	0	12	6	Boston	1987	Montreal Canadiens	DSF	0	4	0	11	19	Edmonton
1940	New York Rangers	SF	2	4	0	9	15	NY Rangers	1988	Buffalo Sabres	DSF	4	2	0	28	22	
1941	Toronto Maple Leafs	SF	4	3	0	15	17			Montreal Canadiens	DF	4	1	0	15	10	
	Detroit Red Wings	F	4	0	0	12	6	Boston		New Jersey Devils	CF	4	3	0	30	19	
1942	Chicago Blackhawks	QF	2	1	0	5	7			Edmonton Oilers	F	0	4	0	9	18	Edmonton
	Detroit Red Wings	SF	0	2	0	5	9	Toronto	1989	Buffalo Sabres	DSF	4	1	0	16	14	
1943	Montreal Canadiens	SF	4	1	0	18	17			Montreal Canadiens	DF	1	4	0	13	16	Calgary
	Detroit Red Wings	F	0	4	0	5	16	Detroit	1990	Hartford Whalers	DSF	4	3	0	23	21	
1944	Did Not Qualify							Mtl Canadiens		Montreal Canadiens	DF	4	1	0	16	12	
1945	Detroit Red Wings	SF	3	4	0	22	22	Toronto		Washington Capitals	CF	4	0	0	15	6	
1946	Detroit Red Wings	SF	4	1	0	16	10			Edmonton Oilers	F	1	4	0	8	20	Edmonton
	Montreal Canadiens	F	1	4	0	13	19	Mtl Canadiens	1991	Hartford Whalers	DSF	4	2	0	24	17	
1947	Montreal Canadiens	SF	1	4	0	10	16	Toronto		Montreal Canadiens	DF	4	3	0	18	18	
1948	Toronto Maple Leafs	SF	1	4	0	13	20	Toronto		Pittsburgh Penguins	CF	2	4	0	18	27	Pittsburgh
1949	Toronto Maple Leafs	SF	1	4	0	10	16	Toronto	1992	Buffalo Sabres	DSF	4	3	0	19	24	
1950	Did Not Qualify							Detroit		Montreal Canadiens	DF	4	0	0	14	8	
1951	Toronto Maple Leafs	SF	1	4	1	5	17	Toronto		Pittsburgh Penguins	CF	0	4	0	7	19	Pittsburgh
1952	Montreal Canadiens	SF	3	4	0	12	18	Detroit	1993	Buffalo Sabres	DSF	0	4	0	12	19	Mtl Canadiens
1953	Detroit Red Wings	SF	4	2	0	21	21		1994	Montreal Canadiens	CQF	4	3	0	22	20	
	Montreal Canadiens	F	1	4	0	9	16	Mtl Canadiens		New Jersey Devils	CSF	2	4	0	17	22	NY Rangers
1954	Montreal Canadiens	SF	0	4	0	4	16	Detroit	1995	New Jersey Devils	CQF	1	4	0	5	14	New Jersey
1955	Montreal Canadiens	SF	1	4	0	9	16	Detroit	1996	Florida Panthers	CQF	1	4	0	16	22	Colorado
1956	Did Not Qualify							Mtl Canadiens	1997	Did Not Qualify						Detroit	
1957	Detroit Red Wings	SF	4	1	0	15	14		1998	Washington Capitals	CQF	2	4	0	13	15	Detroit
	Montreal Canadiens	F	1	4	0	6	15	Mtl Canadiens	1999	Carolina Hurricanes	CQF	4	2	0	16	10	
1958	New York Rangers	SF	4	2	0	28	16			Buffalo Sabres	CSF	2	4	0	14	17	Dallas
	Montreal Canadiens	F	2	4	0	14	16	Mtl Canadiens	2000	Did Not Qualify						New Jersey	
1959	Toronto Maple Leafs	SF	3	4	0	21	20	Mtl Canadiens	2001	Did Not Qualify						Colorado	
1960	Did Not Qualify							Mtl Canadiens	2002	Montreal Canadiens	CQF	2	4	0	18	20	Detroit
1961	Did Not Qualify							Chicago	2003	New Jersey Devils	CQF	1	4	0	8	13	New Jersey
1962	Did Not Qualify							Toronto	2004	Montreal Canadiens	CQF	3	4	0	14	19	Tampa Bay
1963	Did Not Qualify							Toronto	2005	NHL Season Cancelled							
1964	Did Not Qualify							Toronto	2006	Did Not Qualify						Carolina	
1965	Did Not Qualify							Mtl Canadiens	2007	Did Not Qualify						Anaheim	
1966	Did Not Qualify							Mtl Canadiens	2008	Montreal Canadiens	CQF	3	4	0	15	19	Detroit
1967	Did Not Qualify							Toronto	2009	Montreal Canadiens	CQF	4	0	0	17	6	
1968	Montreal Canadiens	QF	0	4	0	8	15	Mtl Canadiens		Carolina Hurricanes	CSF	3	4	0	17	16	Pittsburgh
1969	Toronto Maple Leafs	QF	4	0	0	24	5		2010	Buffalo Sabres	CQF	4	2	0	16	15	
	Montreal Canadiens	SF	2	4	0	16	15	Mtl Canadiens		Philadelphia Flyers	CSF	3	4	0	20	22	Chicago
1970	New York Rangers	QF	4	2	0	25	16		2011	Montreal Canadiens	CQF	4	3	0	17	17	
	Chicago Blackhawks	SF	4	0	0	20	10			Philadelphia Flyers	CSF	4	0	0	20	7	
	St. Louis Blues	F	4	0	0	20	7	Boston		Tampa Bay Lightning	CF	4	3	0	21	21	
1971	Montreal Canadiens	QF	3	4	0	26	28	Mtl Canadiens		Vancouver Canucks	F	4	3	0	23	8	Boston
1972	Toronto Maple Leafs	QF	4	1	0	18	10		2012	Washington Capitals	CQF	3	4	0	15	16	Los Angeles
	St. Louis Blues	SF	4	0	0	28	8		2013	Toronto Maple Leafs	CQF	4	3	0	22	18	
	New York Rangers	F	4	2	0	18	16	Boston		New York Rangers	CSF	4	1	0	16	10	
1973	New York Rangers	QF	1	4	0	11	22	Mtl Canadiens		Pittsburgh Penguins	CF	4	0	0	12	2	
1974	Toronto Maple Leafs	QF	4	0	0	17	9			Chicago Blackhawks	F	2	4	0	15	17	Chicago
	Chicago Blackhawks	SF	4	2	0	28	20										
	Philadelphia Flyers	F	2	4	0	13	15	Philadelphia									
1975	Chicago Blackhawks	PS	1	2	0	15	12	Philadelphia									
1976	Los Angeles Kings	QF	4	3	0	26	14										
	Philadelphia Flyers	SF	1	4	0	12	19	Mtl Canadiens									
Bold indicates Boston Stanley Cup championship post-seasons																	

Bold indicates Boston Stanley Cup championship post-seasons

SUMMARY OF PLAYOFF SERIES



Stanley Cup Championships: 6 - vs. NY Rangers, 1929 & 1972
 - vs. Toronto, 1939
 - vs. Detroit, 1941
 - vs. St. Louis, 1970
 - vs. Vancouver, 2011

		Total Series	W	L	Best-of-Seven Series	W	L
Preliminary Series, Division Semi-Finals and Conference Quarter-Finals:		29	14	15	21	11	10
Quarter-Finals, Division Finals and Conference Semi-Finals:		29	17	12	25	15	10
Semi-Finals and Conference Championships:		41	19	22	32	16	16
Final Series:		19	6	13	16	5	11
Series Ending in Two Games:		7	3	4	-	-	-
Series Ending in Three Games:		8	2	6	-	-	-
Series Ending in Four Games:		27	17	10	22	14	8
Series Ending in Five Games:		29	11	18	25	10	15
Series Ending in Six Games:		23	10	13	23	10	13
Series Ending in Seven Games:		24	13	11	24	13	11
When Leading a Series:	1-0	61	40	21	48	34	14
	2-0	35	28	7	30	23	7
	3-0	21	20	1	20	19	1
	2-1	33	24	9	29	20	9
	3-1	22	20	2	19	17	2
	3-2	25	21	4	24	20	4
When Trailing a Series:	0-1	52	14	38	46	13	33
	0-2	34	2	32	28	2	26
	0-3	19	0	19	15	0	15
	1-2	36	9	27	29	8	21
	1-3	22	0	22	21	0	21
	2-3	25	3	22	22	3	19
When a Series is Tied:	1-1	44	24	20	35	22	13
	2-2	35	17	18	31	16	15
	3-3	24	13	11	24	13	11
Game One Record:		112	58	54	94	48	46
Game Two Record When Leading 1-0:		59	35	24	48	30	17
Game Two Record When Trailing 0-1:		54	20	34	46	18	28
Game Three Record When Leading 2-0:		34	21	13	30	20	10
Game Three Record When Tied 1-1:		43	21	22	35	19	16
Game Three Record When Trailing 0-2:		32	13	19	28	13	15
Game Four Record When Leading 3-0:		20	14	6	20	14	6
Game Four Record When Leading 2-1:		33	16	17	29	13	16
Game Four Record When Trailing 1-2:		33	18	15	29	15	14
Game Four Record When Trailing 0-3:		15	7	8	15	7	8
Game Five Record When Leading 3-1:		19	10	9	19	10	9
Game Five Record When Tied 2-2:		35	16	19	31	15	16
Game Five Record When Trailing 1-3:		21	6	15	21	6	15
Game Six Record When Leading 3-2:		24	10	14	24	10	14
Game Six Record When Trailing 2-3:		22	10	12	22	10	12
Game Seven Record:		24	13	11	24	13	11

All Series Note: Records beyond total games do not reflect any series involving ties.

Best-of-Seven Series Note: Records beyond total games do not reflect 1951 SF series in which game two ended in a tie. That series went six games (W-T-L-L-L-L).

PLAYOFF RECORDS VS. TEAMS



Opponent	Series	W	L	GP	W	L	T	GF	GA	Last Series	
Montreal Canadiens	33	9	24	170	68	102	0	420	511	2011 CQF	(Won 4-3)
Toronto Maple Leafs	14	6	8	69	34	34	1	175	168	2013 CQF	(Won 4-3)
New York Rangers	10	7	3	47	26	19	2	130	114	2013 CSF	(Won 4-1)
Buffalo Sabres	8	6	2	45	25	20	-	155	145	2010 CQF	(Won 4-2)
Chicago Blackhawks	7	5	2	28	18	9	1	112	80	2013 F	(Lost 2-4)
Detroit Red Wings	7	4	3	33	19	14	0	96	98	1957 SF	(Won 4-1)
Philadelphia Flyers	6	3	3	31	18	13	-	100	86	2011 CSF	(Won 4-0)
Pittsburgh Penguins	5	3	2	23	13	10	-	74	69	2013 CF	(Won 4-0)
Carolina Hurricanes*	4	3	1	26	15	11	-	80	64	2009 CSF	(Lost 3-4)
New Jersey Devils	4	1	3	23	8	15	-	60	68	2003 CQF	(Lost 1-4)
Washington Capitals	3	1	2	17	9	8	-	43	37	2012 CQF	(Lost 3-4)
Los Angeles Kings	2	2	0	13	8	5	-	56	38	1977 QF	(Won 4-2)
St. Louis Blues	2	2	0	8	8	0	-	48	15	1972 SF	(Won 4-0)
Colorado Avalanche**	2	1	1	11	6	5	-	37	36	1983 DSF	(Won 3-1)
New York Islanders	2	0	2	11	3	8	-	35	49	1983 SF	(Lost 2-4)
Edmonton Oilers	2	0	2	9	1	8	-	20	41	1990 F	(Lost 1-4)
Tampa Bay Lightning	1	1	0	7	4	3	-	21	21	2011 CF	(Won 4-3)
Vancouver Canucks	1	1	0	7	4	3	-	23	8	2011 F	(Won 4-3)
Dallas Stars***	1	0	1	3	0	3	-	13	20	1981 PS	(Lost 0-3)
Florida Panthers	1	0	1	5	1	4	-	16	22	1996 CQF	(Lost 1-4)
Defunct Clubs****	3	1	2	11	4	5	2	20	20		
Total	118	56	62	590	292	299	6	1734	1710		

HOME & ROAD RECORDS VS. TEAMS

Opponent	W	L	Home			GF	GA	W	L	Road			GF	GA
			T							T				
Buffalo Sabres	17	7	-			87	66	8	13	-			68	79
Carolina Hurricanes*	9	5	-			42	28	6	6	-			38	36
Chicago Blackhawks	10	5	1			70	50	8	4	0			42	39
Colorado Avalanche**	4	2	-			24	18	2	3	-			13	18
Dallas Stars***	0	2	-			10	14	0	1	-			3	6
Detroit Red Wings	10	6	-			43	39	9	8	-			53	59
Edmonton Oilers	0	4	-			11	23	1	4	-			9	18
Florida Panthers	1	1	-			8	6	0	3	-			8	16
Los Angeles Kings	5	2	-			31	12	3	3	-			25	26
Montreal Canadiens	45	38	0			224	216	23	64	0			196	295
New Jersey Devils	4	8	-			36	35	4	7	-			24	30
New York Islanders	2	4	-			18	18	1	4	-			17	31
New York Rangers	17	8	1			86	61	9	11	1			44	53
Philadelphia Flyers	11	5	-			56	42	7	8	-			44	44
Pittsburgh Penguins	8	4	-			40	37	5	6	-			345	32
St. Louis Blues	4	0	-			24	7	4	0	-			24	8
Tampa Bay Lightning	3	1	-			12	11	1	2	-			9	10
Toronto Maple Leafs	18	18	0			92	78	16	16	1			83	90
Vancouver Canucks	3	0	-			17	3	1	3	-			6	5
Washington Capitals	3	6	-			18	20	6	2	-			25	17
Defunct Clubs****	2	3	1			11	9	2	2	1			9	11

* -- includes games played vs. franchise as Hartford Whalers

** -- all games played vs. franchise as Quebec Nordiques

*** -- all games played vs. franchise as Minnesota North Stars

**** -- defunct clubs are Ottawa Senators (1927) and Montreal Maroons (1930 & 1937)

PLAYOFF RECORDS



TEAM

* -- denotes NHL record

OVERALL

Most Consecutive Playoff Appearances	29; 1968-96*
Most Consecutive Wins	11;
Ten games in 1970, first game of QF in 1971	
Most Consecutive Losses	9; Last three games of F in 1953,
four games in 1954, first two games of SF in 1955	

ONE PLAYOFF YEAR

Most Games Played	25; 2011
Most Overtime Games	8; 2013
Most Shutouts	4; 2011
Most Wins	16; 2011
Most Wins, Home	10; 2011
Most Wins, Road	6; 1972, 2011; 2013
Most Overtime Wins	5; 2013
Most Consecutive Wins	10; 1970
Most Losses	10; 1988
Most Losses, Home	5; 1994
Most Losses, Road	8; 1988
Most Overtime Losses	3; 1976, 1993; 2013
Most Power Play Goals	24; 1991
Most Power Play Goals Against	22; 1988
Most Shorthanded Goals	5; 1969 & 1970
Most Shorthanded Goals Against	2; 6x, last 2013

ONE PLAYOFF SERIES

TWO-GAME SERIES:

Most Goals	10; 1927 QF vs. Chicago
Most Goals Against	8; 1936 QF vs. Toronto
Most Goals, Both Teams	15; 1927 QF vs. Chicago
Fewest Goals	2; 1928 SF vs. NY Rangers
Fewest Goals Against	1; 1927 SF vs. NY Rangers,
1929 F vs. NY Rangers	
Fewest Goals, Both Teams	4; 1927 SF vs. NY Rangers

THREE-GAME SERIES:

Most Goals	15; 1975 PS vs. Chicago
Most Goals Against	20; 1981 PS vs. Minnesota
Most Goals, Both Teams	33; 1981 PS vs. Minnesota*
Fewest Goals	2; 1984 DSF vs. Montreal
Fewest Goals Against	2; 1929 SF vs. Montreal
Fewest Goals, Both Teams	7; 1929 SF vs. Montreal*

FOUR-GAME SERIES:

Most Goals	28; 1972 SF vs. St. Louis*
Most Goals Against	19; 1987 DSF vs. Montreal,
1992 SF vs. Pittsburgh, 1993 DSF vs. Buffalo	
Most Goals, Both Teams	36; 1972 SF vs. St. Louis*
Fewest Goals	2; 1935 SF vs. Toronto
Fewest Goals Against	2; 2013 CF vs. Pittsburgh
Fewest Goals, Both Teams	9; 1935 SF vs. Toronto*

FIVE-GAME SERIES:

Most Goals	21; 1978 SF vs. Philadelphia, 1980 QF vs. Pittsburgh
Most Goals Against	22; 1973 QF vs. NY Rangers, 1996 CQF vs. Florida
Most Goals, Both Teams	38; 1996 CQF vs. Florida
Fewest Goals	5; 1995 CQF vs. New Jersey
Fewest Goals Against	6; 1939 F vs. Toronto
Fewest Goals, Both Teams	16; 1933 SF vs. Toronto

SIX-GAME SERIES:

Most Goals	30; 1977 QF vs. Los Angeles
Most Goals Against	30; 1983 SF vs. NY Islanders
Most Goals, Both Teams	54; 1977 QF vs. Los Angeles
Fewest Goals	5; 1951 SF vs. Toronto*
Fewest Goals Against	10; 1999 CQF vs. Carolina
Fewest Goals, Both Teams	22; 1951 SF vs. Toronto

SEVEN-GAME SERIES:

Most Goals	33; 1983 DF vs. Buffalo
Most Goals Against	28; 1971 QF vs. Montreal, 1982 DF vs. Quebec
Most Goals, Both Teams	56; 1983 DF vs. Buffalo
Fewest Goals	12; 1952 SF vs. Montreal
Fewest Goals Against	8; 2011 F vs. Vancouver*
Fewest Goals, Both Teams	26; 1939 SF vs. NY Rangers

OVERTIME:

Most Games	4; 1933 SF vs. Toronto, 1939 SF vs. NY Rangers;
2012 CQF vs. Washington	

POWER PLAY:

Most Goals	11; 1976 QF vs. Los Angeles, 1988 SF vs. New Jersey
Most Goals Against	11; 1988 DSF vs. Buffalo
Most Goals, Both Teams	17; 1988 DSF vs. Buffalo
Boston scored 6; Buffalo scored 11	

SHORTHANDED:

Most Goals	4; 1958 SF vs. NY Rangers
Most Goals Against	4; 1981 PS vs. Minnesota, 1989 DSF vs. Buffalo
Most Goals, Both Teams	7; 1958 SF vs. NY Rangers*
Boston scored 4; NY Rangers scored 3	

PENALTIES:

Most Penalties	95; 1988 DSF vs. Buffalo
Most Penalty Minutes	308; 1988 DSF vs. Buffalo
Most Penalty Minutes, Both Teams	611; 1988 DSF vs. Buffalo
Boston recorded 308; Buffalo recorded 303	

ONE PLAYOFF GAME

Most Goals	10; Apr. 2, 1969, 10-0 vs. Toronto,
Apr. 20, 1972, 10-2 vs. St. Louis	
Most Goals Against	9; Apr. 9, 1981, 6-9 vs. Minnesota,
Apr. 29, 1992, 3-9 at Buffalo	
Most Goals, Both Teams	15; Apr. 9, 1981, 6-9 vs. Minnesota
Most Power Play Goals	6; Apr. 2, 1969 vs. Toronto*
Most Power Play Goals Against	4; Apr. 5, 1989 vs. Buffalo,
Apr. 29, 1992 at Buffalo	
Most Power Play Goals, Both Teams	6; Apr. 2, 1969,
Boston 6, Toronto 0; Apr. 21, 1974, Boston 3, Chicago 3	
Most Shorthanded Goals	3; Apr. 11, 1981 at Minnesota*
Most Shorthanded Goals Against	2; Mar. 19, 1940 at NY Rangers,
Apr. 1, 1958 vs. NY Rangers, Apr. 5, 1989 vs. Buffalo	
Most Shorthanded Goals, Both Teams	4, Apr. 11, 1981,*
Boston 3, Minnesota 1	
Most Penalties	23; Apr. 9, 1988 vs. Buffalo
Most Penalty Minutes	126; Apr. 17, 1980 vs. NY Islanders
Most Penalty Minutes, Both Teams	254; Apr. 17, 1980,
Boston 126, NY Islanders 128	
Most Shots**	89; Apr. 3, 1933 at Toronto (6 OT);
61; Apr. 25, 1994 vs. Montreal	
Most Shots Against**	112; Apr. 3, 1933 at Toronto (6 OT)
63; June 12, 2013 at Chicago	
Fewest Shots**	12; Mar. 28, 1951 at Toronto;
May 20, 1988 at Edmonton	
Fewest Shots Against**	12; Apr. 6, 1939 vs. Toronto;
Apr. 19, 1978 vs. Chicago	

** -- Shots on goal were not kept as an official NHL statistic until the 1955-56 season. Records prior to that season are unofficial.

PLAYOFF RECORDS



ONE PLAYOFF PERIOD

Most Goals..... 6; Apr. 11, 1991 vs. Hartford (3rd)
Most Goals Against..... 6; Mar. 26, 1936 at Toronto (2nd)
Most Goals, Both Teams..... 7; Mar. 26, 1936 (2nd),
Toronto 6, Boston 1; Apr. 20, 1972 (3rd), Boston 5, St. Louis 2;
Apr. 14, 1985 (2nd), Boston 5, Montreal 2
Most Power Play Goals..... 4; Apr. 11, 1991 vs. Hartford (3rd)*
Most Power Play Goals Against..... 4; Mar. 26, 1936 at Toronto (2nd)*
Most Power Play Goals, Both Teams..... 4; 2x, last Apr. 11, 1991 (3rd)
Boston scored 4, Hartford scored 0
Most Shorthanded Goals..... 2; 6x, last, Apr. 6, 1988 vs. Buffalo (1st)
Most Shorthanded Goals Against..... 1; 36x,
last, June 19, 2013 at Chicago (1st)
Most Shorthanded Goals, Both Teams..... 2; 6x
last, Apr. 6, 1988 (1st), Boston 2, Buffalo 0
Most Penalties..... 18; Apr. 17, 1980 vs. NY Islanders (1st)
Most Penalty Minutes..... 124; Apr. 17, 1980 vs. NY Islanders (1st)
Most Penalty Minutes, Both Teams..... 248; Apr. 17, 1980*
Boston 124, NY Islanders 124 (1st)
Most Shots**..... 26; Apr. 22, 1969 at Montreal (2nd)
Most Shots Against**..... 26; Apr. 4, 1927 at NY Rangers (3rd)
Fewest Shots**..... 0; Apr. 6, 1939 vs. Toronto (2nd)
Fewest Shots Against**..... 1; 5x, last May 1, 1994 at New Jersey (3rd)

** -- Shots on goal were not kept as an official NHL statistic until the 1955-56 season. Records prior to that season are unofficial.

FASTEST

Goal from Start of Period..... 0:10; Bobby Schmautz,
Apr. 15, 1977 at Los Angeles (3rd);
John Byce, May 20, 1990 at Edmonton (1st)
Goal Against from Start of Period..... 0:06; Don Kozak,
Apr. 17, 1977 at Los Angeles (1st)
Two Goals..... 0:07; Apr. 23, 1989 vs. Montreal (2nd),
Cam Neely, 14:54 & Michael Thelven, 15:01
Two Goals, One Player..... 0:11; Apr. 25, 1991 vs. Montreal (3rd),
Cam Neely, 7:58 & 8:09
Two Goals Against..... 0:06; Apr. 21, 1994 at Montreal (2nd),
Mike Keane, 11:50 & Gilbert Dionne, 11:56
Two Goals Against, One Player..... 0:31; Mar. 25, 1954 at Montreal
(1st), Bernard Geoffrion, 5:57 & 6:28
Two Goals, Both Teams..... 0:08; Apr. 15, 2003 vs. New Jersey (3rd)
Scott Niedermayer (NJ), 1:37 & Martin Lapointe (Bos), 1:45
Three Goals..... 1:02; Mar. 30, 1952 vs. Montreal (2nd),
Hal Laycoe, 2:05, Dave Creighton, 2:38 & Ed Sandford, 3:07
Three Goals, One Player..... 13:40; Apr. 8, 1982 vs. Buffalo (2nd)
Barry Pederson, 0:48, 3:56 & 14:28
Three Goals Against..... 1:11; Apr. 8, 1987 at Montreal (1st),
Larry Robinson, 4:37, Guy Carbonneau, 4:56 & Stephane Richer, 5:48
Three Goals Against, One Player..... 5:55; May 21, 1992 vs. Pittsburgh (1st),
Kevin Stevens, 9:08, 12:42 & 15:03
Three Goals, Both Teams..... 0:38; Apr. 26, 1977 at Philadelphia (2nd),
Mike Milbury (Bos), 15:01, Gary Dornhoefer (Phi), 15:16 &
Jean Ratelle (Bos), 15:39
Four Goals..... 4:41; Apr. 14, 1985 vs. Montreal (2nd),
Keith Crowder, 8:55, Butch Goring, 9:21, Terry O'Reilly, 13:15 &
Ken Linseman, 13:36
Four Goals Against..... 3:27; May 3, 1983 at New York Islanders (3rd),
Duane Sutter, 5:25, Mike Bossy, 6:41, Denis Potvin, 8:12 &
Bobby Nystrom, 8:52
Four Goals, Both Teams..... 1:38; Apr. 26, 1977 at Philadelphia (2nd),
Gregg Sheppard (Bos), 14:01, Mike Milbury (Bos), 15:01,
Gary Dornhoefer (Phi) 15:16 & Jean Ratelle (Bos) 15:39
Five Goals..... 10:11; Apr. 8, 1970 vs. New York Rangers (2nd)
Bobby Orr, 4:56 & 7:35, Derek Sanderson, 8:19,
Phil Esposito 11:44 & Wayne Cashman, 15:07

Five Goals Against..... 5:59; May 3, 1983 at New York Islanders (3rd),
Mike Bossy, 2:53 & 6:41, Duane Sutter, 5:25, Denis Potvin &
Bobby Nystrom, 8:52
Five Goals, Both Teams..... 4:41; Apr. 14, 1985 vs. Montreal (2nd)
Keith Crowder (Bos), 8:55, Butch Goring (Bos), 9:21,
Steve Rooney (Mtl), 9:52, Terry O'Reilly (Bos), 13:15 &
Ken Linseman, 13:36

INDIVIDUAL

* -- denotes NHL record

CAREER

Most Games..... 180; Ray Bourque
Most Goals..... 55; Cam Neely
Most Assists..... 125; Ray Bourque
Most Assists by a Goaltender..... 4; Gilles Gilbert
Most Points..... 161; Ray Bourque, 36 goals & 125 assists
Most Penalty Minutes..... 335; Terry O'Reilly
Most Penalty Minutes by a Goaltender..... 27; Andy Moog
Most Three-or-More Goal Games..... 4; Phil Esposito
Most Power Play Goals..... 24; Cam Neely
Most Shorthanded Goals..... 6; Ed Westfall
Most Overtime Goals..... 3; Mel Hill, Terry O'Reilly & Patrice Bergeron
Most Stanley-Cup-Winning Goals..... 2; Bobby Orr
Most Wins by a Goaltender..... 53; Gerry Cheevers
Most Shutouts by a Goaltender..... 8; Gerry Cheevers
Longest Point Streak..... 18; Phil Esposito, 13-20=33,
Apr. 11, 1970 - Apr. 18, 1971

ONE PLAYOFF YEAR

Most Points..... 33; Rick Middleton, 11-22=33, 1983
Most Points by a Rookie..... 19; Brad Marchand, 11-8=19, 2011
Most Points by a Defenseman..... 25; Ray Bourque, 7-18=25, 1991
Most Points by a Line..... 64; 19-44=63, 2013,
Right Wing Nathan Horton, 7-12=19, Center David Krejci, 9-17=26
& Left Wing Milan Lucic, 7-12=19
Most Goals..... 16; Cam Neely, 1991
Most Goals by a Defenseman..... 9; Bobby Orr, 1970 & Brad Park, 1978
Most Goals by a Rookie..... 11; Brad Marchand, 2011
Most Overtime Goals..... 3; Mel Hill, 1939*
Most Power Play Goals..... 9; Cam Neely, 1991
Most Shorthanded Goals..... 3; Derek Sanderson, 1969*
Most Three-or-More-Goal Games..... 2; Phil Esposito, 1970 &
Cam Neely, 1991
Most Assists..... 22; Rick Middleton, 1983
Most Assists by a Defenseman..... 19; Bobby Orr, 1972
Most Assists by a Rookie..... 11; Barry Pederson, 1982
Most Assists by a Goaltender..... 3; Gilles Gilbert, 1974
Most Penalty Minutes..... 124; Jay Miller, 1988
Most Penalty Minutes by a Goaltender..... 17; Andy Moog, 1992
Longest Point Streak..... 14; Bobby Orr, 9-11=20, 1970
Most Minutes Played by a Goaltender..... 1542; Tim Thomas, 2011
Longest Win Streak by a Goaltender..... 10; Gerry Cheevers, 1970

ONE PLAYOFF SERIES

Most Points..... 19; Rick Middleton, 5-14=19, 1983 DF vs. Buffalo*
Most Goals..... 8; Jerry Toppazzini, 1958 SF vs. NY Rangers &
Bobby Schmautz, 1977 QF vs. Los Angeles
Most Power Play Goals..... 4; 4x, last Cam Neely, 1991 DF vs. Montreal
Most Shorthanded Goals..... 2; Jerry Toppazzini, 1958 SF vs. NY Rangers,
Derek Sanderson, 1969 SF vs. Montreal &
Bobby Lalonde, 1981 PS vs. Minnesota*
Most Overtime Goals..... 3; Mel Hill, 1939 SF vs. NY Rangers*
Most Assists..... 14, Rick Middleton, 1983 DF vs. Buffalo*

PLAYOFF RECORDS



ONE PLAYOFF GAME

Most Points.....	6; Phil Esposito, 4-2=6, Apr. 2, 1969 vs. Toronto & Rick Middleton, 2-4=6, Apr. 18, 1983 at Buffalo
Most Points Against	6; Dickie Moore, 2-4=6, Mar. 25, 1954 at Montreal
Most Goals.....	4; Phil Esposito, Apr. 2, 1969 vs. Toronto
Most Goals by a Defenseman.....	3; Bobby Orr, Apr. 11, 1971 at Montreal*
Most Power Play Goals	3; Phil Esposito, Apr. 2, 1969 vs. Toronto & John Bucyk, Apr. 21, 1974 vs. Chicago
Most Shorthanded Goals.....	2; Bobby Lalonde, Apr. 11, 1981 at Minnesota*
Most Goals Against.....	5; Reggie Leach, May 6, 1976 at Philadelphia
Most Assists.....	5; Don McKenney, Apr. 5, 1958 vs. NY Rangers
Most Assists Against.....	4; Dickie Moore, Mar. 25, 1954 at Montreal & Dick Redmond, Apr. 21, 1974 vs. Chicago
Most Penalty Minutes.....	32; Wayne Cashman, Apr. 11, 1970 at NY Rangers & Jay Miller, Apr. 9, 1988 at Buffalo
Most Shots	13; Phil Esposito, Apr. 2, 1969 vs. Toronto
Most Shots Against.....	11; Stan Mikita, Apr. 19, 1970 at Chicago

ONE PLAYOFF PERIOD

Most Points.....	4; Barry Pederson, 3-1=4, Apr. 8, 1982 vs. Buffalo (2nd)*, Peter McNab, 1-3=4, Apr. 11, 1982 at Buffalo (2nd), Ken Linseman, 2-2=4, Apr. 14, 1985 vs. Montreal (2nd) & Tyler Seguin, 2-2=4, May 17, 2011 vs. Tampa Bay (2nd)
Most Goals.....	3; Bobby Schmautz, Apr. 11, 1977 vs. Los Angeles (1st) & Barry Pederson, Apr. 8, 1982 vs. Buffalo (2nd)
Most Assists.....	3; Bobby Bauer, Mar. 24, 1946 at Detroit (3rd), Don McKenney, Apr. 5, 1958 vs. NY Rangers (3rd), Bobby Orr, Apr. 8, 1971 vs. Montreal (2nd), Bobby Orr, Apr. 9, 1972 at Toronto (3rd), Phil Esposito, Apr. 30, 1972 vs. NY Rangers (2nd), Jean Ratelle, Apr. 11, 1977 vs. Los Angeles (1st), Peter McNab, Apr. 11, 1982 at Buffalo (2nd), Rick Middleton, Apr. 18, 1983 at Buffalo (3rd), Ray Bourque, Apr. 20, 1983 vs. Buffalo (1st), Ray Bourque, Apr. 14, 1985 vs. Montreal (2nd), Craig Janney, Apr. 11, 1991 vs. Hartford (3rd); Adam Oates, Apr. 24, 1993 at Buffalo (1st) & Zdeno Chara, May 8, 2013 at Toronto (2nd)
Most Power Play Goals	2; Don McKenney, Mar. 29, 1958 vs. NY Rangers (1st), Phil Esposito, Apr. 2, 1969 vs. Toronto (2nd), John Bucyk, Apr. 23, 1970 vs. Chicago (2nd), John McKenzie, Apr. 23, 1972 at St. Louis (2nd), John Bucyk, Apr. 21, 1974 vs. Chicago (1st) & Cam Neely, Apr. 11, 1991 vs. Hartford (3rd)
Most Shorthanded Goals.....	2; Bobby Lalonde, Apr. 11, 1981 at Minnesota (3rd)*
Most Shots	9; Ray Bourque, Apr. 8, 1980 vs. Pittsburgh (3rd)
Most Shots Against.....	7; John Tucker, Apr. 9, 1988 at Buffalo (2nd)

TOP TEN CATEGORY LEADERS

GAMES PLAYED

1	Ray Bourque.....	180
2	Wayne Cashman	145
3	Don Marcotte	132
4	Rick Middleton	111
5	John Bucyk.....	109
6	Terry O'Reilly.....	108
7	Glen Wesley	105
8	Brad Park	91
9	Gerry Cheevers.....	88
10	Woody Dumart.....	88

GOALS

1	Cam Neely	55
2	Phil Esposito.....	46
3	Rick Middleton	45
4	John Bucyk.....	40
5	Peter McNab	38
6	Ray Bourque.....	36
7	Ken R. Hodge.....	34
8	Don Marcotte	34
9	Wayne Cashman	31
10	David Krejci.....	29

ASSISTS

1	Ray Bourque.....	125
2	Bobby Orr	66
3	John Bucyk.....	60
4	Wayne Cashman	57
5	Phil Esposito.....	56
6	Craig Janney.....	56
7	Rick Middleton	55
8	Brad Park	55
9	Ken R. Hodge.....	47
10	David Krejci.....	44

POINTS

1	Ray Bourque.....	161
2	Phil Esposito.....	102
3	Rick Middleton	100
4	John Bucyk.....	100
5	Bobby Orr	92
6	Wayne Cashman	88
7	Cam Neely	87
8	Ken R. Hodge.....	81
9	Brad Park	78
10	Peter McNab	74

Credit Steve Babineau/NHLI via Getty Images



Cam Neely is Boston's all-time playoff goal leader, including three post-season hat tricks.



Credit Steve Babineau/NHLI via Getty Images

Ray Bourque is Boston's all-time playoff leader in games, assists and points.

THREE-PLUS GOAL COMEBACKS



Date	Leading Score					Period	Final Score					Round
Mar. 24, 1931	Montreal	4	at	Boston	1	Third	Montreal	4	at	Boston	*5	SF
Mar. 21, 1943	Montreal	3	at	Boston	0	Second	Montreal	4	at	Boston	5	SF
Apr. 5, 1983	Quebec	3	at	Boston	0	Second	Quebec	3	at	Boston	*4	DSF
Apr. 14, 1985	Montreal	4	at	Boston	1	Second	Montreal	6	at	Boston	7	DSF
Apr. 6, 1989	Buffalo	3	at	Boston	0	Second	Buffalo	3	at	Boston	5	DSF
Apr. 11, 1990	Boston	2	at	Hartford	5	Third	Boston	6	at	Hartford	5	DSF
May 13, 2013	Toronto	4	at	Boston	1	Third	Toronto	4	at	Boston	*5	CQF

* -- overtime game

THREE-PLUS GOAL BLOWN LEADS

Date	Leading Score					Period	Final Score					Round
Apr. 8, 1971	Montreal	1	at	Boston	5	Second	Montreal	7	at	Boston	5	QF
Apr. 24, 1993	Boston	5	at	Buffalo	2	Second	Boston	5	at	Buffalo	*6	DSF
May 14, 2010	Philadelphia	0	at	Boston	3	First	Philadelphia	4	at	Boston	3	CSF
May 21, 2011	Boston	3	at	Tampa Bay	0	Second	Boston	3	at	Tampa Bay	5	CF

* -- overtime game

PLAYOFF PENALTY SHOTS FOR

Date	Shooting Team	Shooter	Defending Team	Goaltender	Score	Game Score
Apr. 9, 1981	at Boston Bruins	Peter McNab	Minnesota North Stars	Don Beaupre	No	6-9

PLAYOFF PENALTY SHOTS AGAINST

Date	Shooting Team	Shooter	Defending Team	Goaltender	Score	Game Score
Mar. 25, 1937	Montreal Maroons	Lionel Conacher	at Boston Bruins	Cecil Thompson	No	4-0
Apr. 9, 1988	at Buffalo Sabres	John Tucker	Boston Bruins	Andy Moog	Yes	2-6
May 3, 1990	Washington Capitals	Kelly Miller	at Boston Bruins	Andy Moog	No	5-3
May 18, 1990	Edmonton Oilers	Petr Klima	at Boston Bruins	Reggie Lemelin	No	2-7
May 12, 2010	at Philadelphia Flyers	Ville Leino	Boston Bruins	Tuukka Rask	No	1-2

BOSTON BRUINS STANLEY CUP CHAMPIONSHIP TEAMS

1928-29: Cecil "Tiny" Thompson, Bill Carson, Aubrey "Dit" Clapper, Cy Denneny, Frank Frederickson, Norman "Dutch" Gainor, Percy Galbraith, Red Green, Lionel Hitchman, Lloyd Klein, Myles Lane, Mickey Mackay, Harry Oliver, Eric Pettinger, Eddie Rodden, Eddie Shore, Ralph "Cooney" Weiland, Coach Art Ross

1938-39: Frank Brimsek, Bobby Bauer, Aubrey "Dit" Clapper, Roy Conacher, Bill Cowley, Jack Crawford, Woody Dumart, Harry Frost, Ray Getliffe, Red Hamill, Mel Hill, Bill "Flash" Hollett, Pat McCreavy, Gord Pettinger, Jack Portland, Terry Reardon, Charlie Sands, Milt Schmidt, Jack Shewchuk, Eddie Shore, Ralph "Cooney" Weiland, Coach Art Ross

1940-41: Frank Brimsek, Bobby Bauer, Herb Cain, Aubrey "Dit" Clapper, Roy Conacher, Bill Cowley, John Crawford, Woody Dumart, Mel Hill, Bill "Flash" Hollett, Art Jackson, Pat McCreavy, Terry Reardon, Jack Shewchuk, Des Smith, Milt Schmidt, Eddie Wiseman, Coach Ralph "Cooney" Weiland

1969-70: Gerry Cheevers, Ed Johnston, John Adams, Don Awrey, Garnet "Ace" Bailey, Ivan Boldirev, John Bucyk, Wayne Carleton, Wayne Cashman, Gary Doak, Phil Esposito, Ted Green, Ken Hodge, Bill Lesuk, Jim Lorentz, Don Marcotte, John McKenzie, Ron Murphy, Bobby Orr, Derek Sanderson, Dan Schock, Dallas Smith, Rick Smith, Bill Speer, Fred Stanfield, Ed Westfall, Coach Harry Sinden

1971-72: Gerry Cheevers, Ed Johnston, Don Awrey, Garnet "Ace" Bailey, John Bucyk, Wayne Cashman, Phil Esposito, Ted Green, Ken Hodge, Don Marcotte, John McKenzie, Bobby Orr, Derek Sanderson, Dallas Smith, Fred Stanfield, Carol Vadnais, Mike Walton, Ed Westfall, Coach Tom Johnson

2010-11: Tim Thomas, Tuukka Rask, Patrice Bergeron, Johnny Boychuk, Gregory Campbell, Zdeno Chara, Andrew Ference, Nathan Horton, Tomas Kaberle, Chris Kelly, David Krejci, Milan Lucic, Brad Marchand, Adam McQuaid, Daniel Paille, Rich Peverley, Mark Recchi, Michael Ryder, Marc Savard, Tyler Seguin, Dennis Seidenberg, Shawn Thornton, Coach Claude Julien

Note: Listings include all players and head coach engraved on the Stanley Cup that year.

PLAYOFF OVERTIME RECORDS



	GP	W	L	T	Last	Score	Round	Scorer/Time
Overall	125	54	68	3				
Home	59	30	28	1	June 19, 2013	Chi 6 / Bos 5	F	Brent Seabrook / 9:51
Road	66	24	40	2	June 15, 2013	Bos 2 / Chi 1	F	Daniel Paille / 13:48
Longest Overtime					April 3, 1933	Bos 0 at Tor 1	SF	Ken Doraty / 104:46
Shortest Overtime					June 4, 2011	Bos 2 at Van 3	F	Alexandre Burrows / 0:11
	GP	W	L	T	Last			
One-Overtime Games:	101	43	58		June 19, 2013	Chi 6 at Bos 5	F	
Two-Overtime Games:	15	8	7		June 5, 2013	Pit 1 at Bos 2	CF	
Three-Overtime Games:	5	3	2		June 12, 2013	Bos 3 at Chi 4	F	
Four-Overtime Games:	0							
Five-Overtime Games:	0							
Six-Overtime Games:	1	0	1		Apr. 3, 1933	Bos 0 at Tor 1	SF	

PLAYOFF OVERTIME VICTORIES

Date	Team	at	Team	Scorer	Time	Round
Mar. 20, 1930	Boston Bruins	2 at	Montreal Maroons	1 Harry Oliver	45:35	SF
Mar. 24, 1931	Montreal Canadiens	4 at	Boston Bruins	5 Cooney Weiland	18:56	S
Mar. 25, 1933	Toronto Maple Leafs	1 at	Boston Bruins	2 Marty Barry	14:14	SF
Mar. 30, 1933	Boston Bruins	2 at	Toronto Maple Leafs	1 Eddie Shore	4:23	SF
Mar. 23, 1935	Toronto Maple Leafs	0 at	Boston Bruins	1 Dit Clapper	33:26	SF
Mar. 21, 1939	Boston Bruins	2 at	New York Rangers	1 Mel Hill	59:25	SF
Mar. 23, 1939	New York Rangers	2 at	Boston Bruins	3 Mel Hill	8:24	SF
Apr. 2, 1939	New York Rangers	1 at	Boston Bruins	2 Mel Hill	48:00	SF
Mar. 22, 1942	Boston Bruins	2 at	Chicago Blackhawks	1 Des Smith	6:51	QF
Mar. 21, 1943	Montreal Canadiens	4 at	Boston Bruins	5 Don Gallinger	12:30	SF
Mar. 25, 1943	Boston Bruins	3 at	Montreal Canadiens	2 Harvey Jackson	3:20	SF
Mar. 30, 1943	Montreal Canadiens	4 at	Boston Bruins	5 Ab DeMarco	3:41	SF
Mar. 28, 1946	Detroit Red Wings	3 at	Boston Bruins	4 Don Gallinger	9:51	SF
Apr. 7, 1946	Montreal Canadiens	2 at	Boston Bruins	3 Terry Reardon	15:13	F
Mar. 27, 1949	Boston Bruins	5 at	Toronto Maple Leafs	4 Woody Dumart	16:14	SF
Mar. 29, 1953	Detroit Red Wings	1 at	Boston Bruins	2 Jack McIntyre	12:29	SF
Mar. 27, 1958	Boston Bruins	4 at	New York Rangers	3 Jerry Toppazzini	4:46	SF
May 10, 1970	St. Louis Blues	3 at	Boston Bruins	4 Bobby Orr	0:40	F
Apr. 14, 1974	Boston Bruins	4 at	Toronto Maple Leafs	3 Ken Hodge	1:27	QF
Apr. 24, 1977	Boston Bruins	4 at	Philadelphia Flyers	3 Rick Middleton	2:57	SF
Apr. 26, 1977	Boston Bruins	5 at	Philadelphia Flyers	4 Terry O'Reilly	30:07	SF
Apr. 19, 1978	Chicago Blackhawks	3 at	Boston Bruins	4 Terry O'Reilly	1:50	QF
Apr. 21, 1978	Boston Bruins	4 at	Chicago Blackhawks	3 Peter McNab	10:17	QF
May 2, 1978	Philadelphia Flyers	2 at	Boston Bruins	3 Rick Middleton	1:43	SF
May 21, 1978	Montreal Canadiens	3 at	Boston Bruins	4 Bobby Schmautz	6:22	F
May 3, 1979	Montreal Canadiens	3 at	Boston Bruins	4 Jean Ratelle	3:46	SF
Apr. 21, 1980	Boston Bruins	4 at	New York Islanders	3 Terry O'Reilly	17:13	QF
Apr. 23, 1982	Boston Bruins	6 at	Quebec Nordiques	5 Peter McNab	10:54	DF
Apr. 5, 1983	Quebec Nordiques	3 at	Boston Bruins	4 Barry Pederson	1:46	DSF
Apr. 24, 1983	Buffalo Sabres	2 at	Boston Bruins	3 Brad Park	1:52	DF
Apr. 21, 1990	Montreal Canadiens	4 at	Boston Bruins	5 Garry Galley	3:42	DF
May 3, 1991	Boston Bruins	5 at	Pittsburgh Penguins	4 Vladimir Ruzicka	8:14	CF
Apr. 21, 1992	Buffalo Sabres	2 at	Boston Bruins	3 Adam Oates	11:14	DSF
Apr. 25, 1992	Boston Bruins	5 at	Buffalo Sabres	4 Ted Donato	2:08	DSF
May 5, 1992	Boston Bruins	3 at	Montreal Canadiens	2 Peter Douris	3:12	DF
May 3, 1994	Boston Bruins	6 at	New Jersey Devils	5 Don Sweeney	9:08	CSF
Apr. 24, 1998	Boston Bruins	4 at	Washington Capitals	3 Darren Van Impe	20:54	CQF
Apr. 30, 1999	Boston Bruins	4 at	Carolina Hurricanes	3 Anson Carter	34:45	CQF
Apr. 9, 2004	Montreal Canadiens	1 at	Boston Bruins	2 Patrice Bergeron	1:26	CQF
Apr. 13, 2004	Boston Bruins	4 at	Montreal Canadiens	3 Glen Murray	29:27	CQF
Apr. 13, 2008	Montreal Canadiens	1 at	Boston Bruins	2 Marc Savard	9:25	CQF
Apr. 21, 2010	Buffalo Sabres	2 at	Boston Bruins	3 Miroslav Satan	27:41	CQF
May 1, 2010	Philadelphia Flyers	4 at	Boston Bruins	5 Marc Savard	13:52	CSF
Apr. 21, 2011	Boston Bruins	5 at	Montreal Canadiens	4 Michael Ryder	1:59	CQF
Apr. 23, 2011	Montreal Canadiens	1 at	Boston Bruins	2 Nathan Horton	29:03	CQF
Apr. 27, 2011	Montreal Canadiens	3 at	Boston Bruins	4 Nathan Horton	5:43	CQF
May 2, 2011	Boston Bruins	3 at	Philadelphia Flyers	2 David Krejci	14:00	CSF
Apr. 12, 2012	Washington Capitals	0 at	Boston Bruins	1 Chris Kelly	1:18	CQF
Apr. 22, 2012	Boston Bruins	4 at	Washington Capitals	3 Tyler Seguin	3:17	CQF
May 8, 2013	Boston Bruins	4 at	Toronto Maple Leafs	3 David Krejci	13:06	CQF
May 13, 2013	Toronto Maple Leafs	4 at	Boston Bruins	5 Patrice Bergeron	6:05	CQF
May 16, 2013	New York Rangers	2 at	Boston Bruins	3 Brad Marchand	15:40	CSF
June 5, 2013	Pittsburgh Penguins	1 at	Boston Bruins	2 Patrice Bergeron	35:19	CF
June 15, 2013	Boston Bruins	2 at	Chicago Blackhawks	1 Daniel Paille	13:48	F

PLAYOFF OVERTIME DEFEATS



Date	Team		at	Team		Scorer	Time	Round
Mar. 25, 1930	Montreal Maroons	0	at	Boston Bruins	1	Archie Wilcox	26:27	SF
Mar. 28, 1931	Boston Bruins	3	at	Montreal Canadiens	4	Georges Mantha	5:10	SF
Apr. 1, 1931	Boston Bruins	2	at	Montreal Canadiens	3	Wildor Larochelle	19:00	SF
Mar. 28, 1933	Toronto Maple Leafs	1	at	Boston Bruins	0	Busher Jackson	15:03	SF
Apr. 3, 1933	Boston Bruins	0	at	Toronto Maple Leafs	1	Ken Doraty	104:46	SF
Mar. 30, 1935	Boston Bruins	1	at	Toronto Maple Leafs	2	Pep Kelly	1:36	SF
Mar. 24, 1938	Boston Bruins	0	at	Toronto Maple Leafs	1	George Parsons	21:31	SF
Mar. 29, 1938	Toronto Maple Leafs	3	at	Boston Bruins	2	Gord Drillon	10:04	SF
Mar. 30, 1939	New York Rangers	2	at	Boston Bruins	1	Clint Smith	17:19	SF
Apr. 9, 1939	Toronto Maple Leafs	3	at	Boston Bruins	2	Doc Romnes	10:38	F
Mar. 29, 1941	Toronto Maple Leafs	2	at	Boston Bruins	1	Pete Langelle	17:31	SF
Mar. 29, 1945	Boston Bruins	2	at	Detroit Red Wings	3	Mud Bruneteau	17:12	SF
Mar. 30, 1946	Boston Bruins	3	at	Montreal Canadiens	4	Maurice Richard	9:08	F
Apr. 2, 1946	Boston Bruins	2	at	Montreal Canadiens	3	Jim Peters	16:55	F
Mar. 27, 1947	Boston Bruins	1	at	Montreal Canadiens	2	Ken Mosdell	5:38	SF
Apr. 3, 1947	Boston Bruins	3	at	Montreal Canadiens	4	John Quilty	36:40	SF
Mar. 24, 1948	Boston Bruins	4	at	Toronto Maple Leafs	5	Nick Metz	17:03	SF
Apr. 6, 1952	Montreal Canadiens	3	at	Boston Bruins	2	Paul Masnick	27:49	SF
Apr. 16, 1953	Boston Bruins	0	at	Montreal Canadiens	1	Elmer Lach	1:22	F
Mar. 29, 1955	Montreal Canadiens	4	at	Boston Bruins	3	Don Marshall	3:05	SF
Apr. 17, 1958	Boston Bruins	2	at	Montreal Canadiens	3	Maurice Richard	5:45	F
Mar. 28, 1959	Boston Bruins	2	at	Toronto Maple Leafs	3	Gerry Ehman	5:02	SF
Mar. 31, 1959	Boston Bruins	2	at	Toronto Maple Leafs	3	Frank Mahovlich	11:21	SF
Apr. 10, 1969	Boston Bruins	2	at	Montreal Canadiens	3	Ralph Backstrom	0:42	SF
Apr. 13, 1969	Boston Bruins	3	at	Montreal Canadiens	4	Mickey Redmond	4:55	SF
Apr. 24, 1969	Montreal Canadiens	2	at	Boston Bruins	1	Jean Beliveau	31:28	SF
Apr. 6, 1972	Toronto Maple Leafs	4	at	Boston Bruins	3	Jim Harrison	2:58	QF
Apr. 23, 1974	Boston Bruins	3	at	Chicago Blackhawks	4	Jim Pappin	3:48	SF
May 9, 1974	Philadelphia Flyers	3	at	Boston Bruins	2	Bobby Clarke	12:01	F
Apr. 10, 1975	Boston Bruins	3	at	Chicago Blackhawks	4	Ivan Boldirev	7:33	PS
Apr. 13, 1976	Los Angeles Kings	3	at	Boston Bruins	2	Butch Goring	0:27	QF
Apr. 22, 1976	Boston Bruins	3	at	Los Angeles Kings	4	Butch Goring	18:28	QF
Apr. 29, 1976	Boston Bruins	1	at	Philadelphia Flyers	2	Reggie Leach	13:38	SF
May 14, 1977	Montreal Canadiens	2	at	Boston Bruins	1	Jacques Lemaire	4:32	F
May 16, 1978	Boston Bruins	2	at	Montreal Canadiens	3	Guy Lafleur	13:09	F
May 10, 1979	Boston Bruins	4	at	Montreal Canadiens	5	Yvon Lambert	9:33	SF
Apr. 16, 1980	New York Islanders	2	at	Boston Bruins	1	Clark Gillies	1:02	QF
Apr. 17, 1980	New York Islanders	5	at	Boston Bruins	4	Bob Bourne	1:24	QF
Apr. 8, 1981	Minnesota North Stars	5	at	Boston Bruins	4	Steve Payne	3:34	PS
Apr. 18, 1982	Boston Bruins	2	at	Quebec Nordiques	3	Wilf Paiement	11:44	DF
Apr. 9, 1987	Boston Bruins	3	at	Montreal Canadiens	4	Mats Naslund	2:38	DSF
Apr. 10, 1988	Boston Bruins	5	at	Buffalo Sabres	6	John Tucker	5:32	DSF
May 4, 1988	New Jersey Devils	3	at	Boston Bruins	2	Doug Brown	17:46	CF
Apr. 19, 1989	Boston Bruins	2	at	Montreal Canadiens	3	Bobby Smith	12:24	DF
Apr. 15, 1990	Boston Bruins	2	at	Hartford Whalers	3	Kevin Dineen	12:30	DSF
May 15, 1990	Edmonton Oilers	3	at	Boston Bruins	2	Petr Klima	55:13	F
Apr. 19, 1991	Montreal Canadiens	4	at	Boston Bruins	3	Stephane Richer	0:27	DF
Apr. 27, 1991	Boston Bruins	2	at	Montreal Canadiens	3	Shayne Corson	17:47	DF
May 17, 1992	Boston Bruins	3	at	Pittsburgh Penguins	4	Jaromir Jagr	9:44	CF
Apr. 18, 1993	Buffalo Sabres	5	at	Boston Bruins	4	Bob Sweeney	11:03	DSF
Apr. 22, 1993	Boston Bruins	3	at	Buffalo Sabres	4	Yuri Khmylev	1:05	DSF
Apr. 24, 1993	Boston Bruins	5	at	Buffalo Sabres	6	Brad May	4:48	DSF
Apr. 25, 1994	Montreal Canadiens	2	at	Boston Bruins	1	Kirk Muller	17:18	CQF
May 7, 1994	New Jersey Devils	5	at	Boston Bruins	4	Stephane Richer	14:19	CSF
May 12, 1995	Boston Bruins	0	at	New Jersey Devils	1	Randy McKay	8:51	CQF
Apr. 26, 1998	Washington Capitals	3	at	Boston Bruins	2	Joe Juneau	26:31	CQF
May 3, 1998	Washington Capitals	3	at	Boston Bruins	2	Brian Bellows	15:24	CQF
Apr. 24, 1999	Boston Bruins	2	at	Carolina Hurricanes	3	Ray Sheppard	17:05	CQF
Apr. 12, 2008	Boston Bruins	2	at	Montreal Canadiens	3	Alex Kovalev	2:30	CQF
May 6, 2009	Boston Bruins	2	at	Carolina Hurricanes	3	Jussi Jokinen	2:48	CSF
May 14, 2009	Carolina Hurricanes	3	at	Boston Bruins	2	Scott Walker	18:46	CSF
May 7, 2010	Boston Bruins	4	at	Philadelphia Flyers	5	Simon Gagne	14:40	CSF
June 4, 2011	Boston Bruins	2	at	Vancouver Canucks	3	Alexandre Burrows	0:11	F
Apr. 14, 2012	Washington Capitals	2	at	Boston Bruins	1	Nicklas Backstrom	22:56	CQF
Apr. 25, 2012	Washington Capitals	2	at	Boston Bruins	1	Joel Ward	2:57	CQF
May 23, 2013	Boston Bruins	3	at	New York Rangers	4	Chris Kreider	7:03	CSF
June 12, 2013	Boston Bruins	3	at	Chicago Blackhawks	4	Andrew Shaw	52:08	F
June 19, 2013	Chicago Blackhawks	6	at	Boston Bruins	5	Brent Seabrook	9:51	F

PLAYOFF HAT TRICKS FOR



No	Date			Opponent	Score	Scorer	Goaltender(s)	Span
1	Mar.	31,	1927	Chicago Blackhawks	4-4	Percy Galbraith	Hugh Lehman	NA
2	Mar.	29,	1942	Detroit Red Wings	4-6	Jack McGill	Johnny Mowers	30:25
3	Apr.	3,	1958	New York Rangers	8-2	Jerry Toppazzini	Lorne Worsley	50:22
4	Apr.	2,	1969	Toronto Maple Leafs	10-0	Phil Esposito (4)	Bruce Gamble	38:32 (4) 25:46 (3)
5	Apr.	8,	1970	New York Rangers	8-2	Phil Esposito	Ed Giacomin	28:53
6	Apr.	19,	1970	at Chicago Blackhawks	6-3	Phil Esposito	Tony Esposito	22:41
7	May	3,	1970	at St. Louis Blues	6-1	John Bucyk	Jacques Plante (1); Ernie Wakely (2)	25:46
8	Apr.	11,	1971	at Montreal Canadiens	5-2	Bobby Orr	Ken Dryden (2); Empty Net (1)	28:56
9	Apr.	18,	1972	St. Louis Blues	6-1	Fred Stanfield	Jacques Caron	35:10
10	Apr.	20,	1972	St. Louis Blues	10-2	John Bucyk	Jacques Caron (1); Ernie Wakely (2)	48:54
11	Apr.	30,	1972	New York Rangers	6-5	Ken Hodge	Ed Giacomin	14:58
12	Apr.	21,	1974	Chicago Blackhawks	8-6	John Bucyk	Tony Esposito	30:50
13	Apr.	8,	1975	Chicago Blackhawks	8-2	Phil Esposito	Tony Esposito (2); Michel Dumas (1)	20:24
14	Apr.	11,	1977	Los Angeles Kings	8-3	Bobby Schmautz	Rogie Vachon	17:35
15	May	3,	1979	Montreal Canadiens	4-3/OT	Jean Ratelle	Ken Dryden	48:31
16	May	8,	1979	Montreal Canadiens	5-2	Stan Jonathan	Ken Dryden	45:22
17	Apr.	8,	1982	Buffalo Sabres	7-3	Barry Pederson	Don Edwards	13:40
18	Apr.	14,	1985	Montreal Canadiens	7-6	Ken Linseman	Steve Penney	19:36
19	Apr.	9,	1987	at Montreal Canadiens	3-4/OT	Cam Neely	Patrick Roy	18:20
20	Apr.	5,	1991	Hartford Whalers	4-3	Cam Neely	Peter Sidorkiewicz	27:16
21	Apr.	25,	1991	Montreal Canadiens	4-1	Cam Neely	Patrick Roy	29:03
22	May	25,	2011	at Tampa Bay Lightning	4-5	David Krejci	Dwayne Roloson	36:58
23	May	8,	2013	at Toronto Maple Leafs	4-3/OT	David Krejci	James Reimer	40:07

PLAYOFF HAT TRICKS AGAINST

No	Date			Opponent	Score	Scorer	Goaltender(s)	Span
1	Mar.	26,	1936	at Toronto Maple Leafs	3-8	Charlie Conacher	Cecil Thompson	NA
2	Mar.	25,	1941	at Toronto Maple Leafs	2-7	Syl Apps	Frank Brimsek	29:25
3	Apr.	1,	1943	at Detroit Red Wings	2-6	Mud Bruneteau	Frank Brimsek	35:12
4	Apr.	7,	1943	Detroit Red Wings	0-4	Don Grosso	Frank Brimsek	55:15
5	Apr.	3,	1945	at Detroit Red Wings	3-5	Carl Liscombe (4)	Paul Bibeault	41:34 (4) 26:03 (3)
6	Apr.	1,	1947	Montreal Canadiens	1-5	Billy Reay (4)	Frank Brimsek	33:35 (4) 28:01 (3)
7	Mar.	27,	1948	at Toronto Maple Leafs	3-5	Ted Kennedy (4)	Frank Brimsek	26:43 (4) 12:30 (3)
8	Mar.	27,	1952	at Montreal Canadiens	0-4	Bernie Geoffrion	Jim Henry	47:25
9	Apr.	14,	1953	Montreal Canadiens	3-7	Maurice Richard	Gord Henry	47:29
10	Apr.	6,	1957	at Montreal Canadiens	1-5	Maurice Richard (4)	Don Simmons	27:38 (4) 6:41 (3)
11	Apr.	10,	1973	New York Rangers	3-6	Steve Vickers	Ross Brooks (2); Ed Johnston (1)	54:13
12	Apr.	15,	1976	at Los Angeles Kings	4-6	Marcel Dionne	Gilles Gilbert	26:34
13	May	6,	1976	at Philadelphia Flyers	3-6	Reggie Leach (5)	Gilles Gilbert	42:22 (5) 26:05 (4) 15:07 (3)
14	Apr.	8,	1981	Minnesota North Stars	4-5/OT	Steve Payne	Rogie Vachon	58:02
15	Apr.	5,	1983	Quebec Nordiques	4-3/OT	Peter Stastny	Pete Peeters	14:34
16	May	3,	1983	at New York Islanders	3-8	Mike Bossy	Pete Peeters	22:36
17	May	7,	1983	at New York Islanders	4-8	Mike Bossy (4)	Pete Peeters	21:54 (4) 10:04 (3)
18	Apr.	11,	1987	Montreal Canadiens	4-5	Mike McPhee	Doug Keans	17:14
19	Apr.	9,	1988	Buffalo Sabres	2-6	John Tucker (4)	Andy Moog	39:58 (4) 11:37 (3)
20	May	22,	1988	Edmonton Oilers	3-6	Esa Tikkanen	Reggie Lemelin (2); Empty Net (1)	29:15
21	May	18,	1990	Edmonton Oilers	2-7	Jari Kurri	Andy Moog (2); Reggie Lemelin (1)	36:34
22	May	21,	1992	Pittsburgh Penguins	1-5	Kevin Stevens (4)	Andy Moog	45:23 (4) 5:55 (3)

PLAYOFF SHUTOUTS FOR



No	Date	Opponent	Score	Goaltender	Saves	Round	Total Time If OT Gm
1	Apr. 2, 1927	New York Rangers	0-0	Hal Winkler	28	SF	
2	Apr. 7, 1927	Ottawa Senators	0-0	Hal Winkler	38	F	
3	Mar. 19, 1929	Montreal Canadiens	1-0	Cecil Thompson	29	SF	
4	Mar. 21, 1929*	Montreal Canadiens	1-0	Cecil Thompson	32	SF	
5	Mar. 28, 1929	New York Rangers	2-0	Cecil Thompson	22	F	
6	Mar. 23, 1935	Toronto Maple Leafs	1-0/OT	Cecil Thompson	35	SF	93:26
7	Mar. 24, 1936	Toronto Maple Leafs	3-0	Cecil Thompson	35	QF	
8	Mar. 25, 1937	Montreal Maroons	4-0	Cecil Thompson	NA	QF	
9	Apr. 13, 1939	at Toronto Maple Leafs	2-0	Frank Brimsek	17	F	
10	Mar. 20, 1941	Toronto Maple Leafs	3-0	Frank Brimsek	27	SF	
11	Mar. 28, 1951	at Toronto Maple Leafs	2-0	Jack Gelineau	25	SF	
12	Apr. 3, 1952	at Montreal Canadiens	1-0	Jim Henry	31	SF	
13	Apr. 2, 1957	Detroit Red Wings	2-0	Don Simmons	20	SF	
14	Apr. 14, 1957	Montreal Canadiens	2-0	Don Simmons	21	F	
15	Mar. 29, 1958	New York Rangers	5-0	Don Simmons	28	SF	
16	Apr. 2, 1969	Toronto Maple Leafs	10-0	Gerry Cheevers	40	QF	
17	Apr. 3, 1969*	Toronto Maple Leafs	7-0	Gerry Cheevers	22	QF	
18	Apr. 10, 1969	Montreal Canadiens	5-0	Gerry Cheevers	34	SF	
19	Apr. 5, 1972	Toronto Maple Leafs	5-0	Gerry Cheevers	27	QF	
20	Apr. 8, 1972	at Toronto Maple Leafs	2-0	Ed Johnston	30	QF	
21	May 11, 1972	at New York Rangers	3-0	Gerry Cheevers	33	F	
22	Apr. 10, 1974	Toronto Maple Leafs	1-0	Gilles Gilbert	35	QF	
23	Apr. 11, 1976	Los Angeles Kings	4-0	Gilles Gilbert	21	QF	
24	Apr. 17, 1976	at Los Angeles Kings	3-0	Gerry Cheevers	27	QF	
25	Apr. 25, 1976	Los Angeles Kings	3-0	Gilles Gilbert	15	QF	
26	May 1, 1977	Philadelphia Flyers	3-0	Gerry Cheevers	21	SF	
27	May 18, 1978	Montreal Canadiens	4-0	Gerry Cheevers	16	F	
28	Apr. 20, 1983	Buffalo Sabres	9-0	Pete Peeters	27	DF	
29	Apr. 24, 1988	Montreal Canadiens	2-0	Reggie Lemelin	22	DF	
30	Apr. 19, 1990	Montreal Canadiens	1-0	Andy Moog	20	DSF	
31	May 5, 1990	Washington Capitals	3-0	Andy Moog	28	CF	
32	May 9, 1992	Montreal Canadiens	2-0	Andy Moog	26	DF	
33	May 1, 1998	at Washington Capitals	1-0	Byron Dafoe	26	CQF	
34	Apr. 22, 1999	at Carolina Hurricanes	2-0	Byron Dafoe	19	CQF	
35	May 2, 1999	Carolina Hurricanes	2-0	Byron Dafoe	31	CQF	
36	Apr. 7, 2004	Montreal Canadiens	3-0	Andrew Raycroft	31	CQF	
37	May 10, 2004	Carolina Hurricanes	4-0	Tim Thomas	19	CSF	
38	May 19, 2011	at Tampa Bay Lightning	2-0	Tim Thomas	31	CF	
39	May 27, 2011	Tampa Bay Lightning	1-0	Tim Thomas	24	CF	
40	June 8, 2011	Vancouver Canucks	4-0	Tim Thomas	38	F	
41	June 15, 2011	at Vancouver Canucks	4-0	Tim Thomas	21	F	
42	Apr. 12, 2012	Washington Capitals	1-0/OT	Tim Thomas	17	CQF	61:18
43	June 1, 2013	at Pittsburgh Penguins	3-0	Tuukka Rask	29	CF	
44	June 7, 2013	Pittsburgh Penguins	1-0	Tuukka Rask	26	CF	
45	June 17, 2013	Chicago Blackhawks	2-0	Tuukka Rask	28	F	

* -- consecutive games

NOTE: Shots on goal were not kept as an official NHL statistic until the 1955-56 season. Save totals prior to that season are unofficial.



Gerry Cheevers is Boston's all-time leader in playoff shutouts with eight.

PLAYOFF SHUTOUTS AGAINST



No	Date	Opponent	Score	Goaltender	Saves	Round	Total Time If OT Gm
1	Apr. 2, 1927	New York Rangers	0-0	Lorne Chabot	41	SF	
2	Apr. 7, 1927	Ottawa Senators	0-0	Alex Connell	37	F	
3	Mar. 25, 1930	Montreal Maroons	0-1/OT	Flat Walsh	51	SF	86:27
4	Apr. 1, 1930	Montreal Canadiens	0-3	George Hainsworth	32	F	
5	Mar. 26, 1931	Montreal Canadiens	0-1	George Hainsworth	20	SF	
6	Mar. 28, 1933	Toronto Maple Leafs	0-1/OT	Lorne Chabot	44	SF	75:03
7	Apr. 3, 1933	at Toronto Maple Leafs	0-1/OT	Lorne Chabot	89	SF	164:46
8	Mar. 26, 1935	Toronto Maple Leafs	0-2	George Hainsworth	16	SF	
9	Mar. 28, 1935*	Toronto Maple Leafs	0-3	George Hainsworth	22	SF	
10	Mar. 24, 1938	at Toronto Maple Leafs	0-1/OT	Turk Broda	33	SF	81:31
11	Mar. 19, 1940	at New York Rangers	0-4	Dave Kerr	16	SF	
12	Mar. 26, 1940	at New York Rangers	0-1	Dave Kerr	18	SF	
13	Mar. 28, 1940	New York Rangers	0-1	Dave Kerr	31	SF	
14	Mar. 24, 1942	Chicago Blackhawks	0-4	Sam LoPresti	28	QF	
15	Mar. 27, 1943	at Montreal Canadiens	0-4	Paul Bibeaault	20	SF	
16	Apr. 7, 1943	Detroit Red Wings	0-4	John Mowers	27	F	
17	Apr. 8, 1943*	Detroit Red Wings	0-2	John Mowers	30	F	
18	Mar. 21, 1946	Detroit Red Wings	0-3	Harry Lumley	26	SF	
19	Mar. 22, 1949	Toronto Maple Leafs	0-3	Turk Broda	20	SF	
20	Apr. 1, 1951	Toronto Maple Leafs	0-3	Turk Broda	16	SF	
21	Apr. 8, 1951	Toronto Maple Leafs	0-6	Turk Broda	16	SF	
22	Mar. 27, 1952	at Montreal Canadiens	0-4	Gerry McNeil	31	SF	
23	Mar. 24, 1953	at Detroit Red Wings	0-7	Terry Sawchuk	27	SF	
24	Apr. 12, 1953	Montreal Canadiens	0-3	Gerry McNeil	18	F	
25	Apr. 16, 1953	at Montreal Canadiens	0-1/OT	Gerry McNeil	21	F	61:22
26	Mar. 23, 1954	at Montreal Canadiens	0-2	Jacques Plante	13	SF	
27	Mar. 30, 1954	Montreal Canadiens	0-2	Jacques Plante	25	SF	
28	Mar. 22, 1955	at Montreal Canadiens	0-2	Jacques Plante	16	SF	
				Charlie Hodge	4		
29	Apr. 9, 1957	at Montreal Canadiens	0-1	Jacques Plante	24	F	
30	Apr. 13, 1958	Montreal Canadiens	0-3	Jacques Plante	18	F	
31	Apr. 8, 1973	at New York Rangers	0-4	Ed Giacomin	33	QF	
32	May 19, 1974	at Philadelphia Flyers	0-1	Bernie Parent	30	F	
33	May 10, 1977	at Montreal Canadiens	0-3	Ken Dryden	22	F	
34	Apr. 7, 1984	at Montreal Canadiens	0-5	Steve Penney	19	DSF	
35	Apr. 16, 1985	at Montreal Canadiens	0-1	Steve Penney	20	DSF	
36	Apr. 5, 1989	Buffalo Sabres	0-6	Jacques Cloutier	29	DSF	
37	Apr. 27, 1992	Buffalo Sabres	0-2	Tom Draper	28	DSF	
38	Apr. 20, 1993	Buffalo Sabres	0-4	Grant Fuhr	34	DSF	
39	May 9, 1994	at New Jersey Devils	0-2	Martin Brodeur	22	CSF	
40	May 7, 1995	New Jersey Devils	0-5	Martin Brodeur	23	CQF	
41	May 8, 1995*	New Jersey Devils	0-3	Martin Brodeur	23	CQF	
42	May 12, 1995	at New Jersey Devils	0-1/OT	Martin Brodeur	38	CQF	68:51
43	Apr. 28, 1998	Washington Capitals	0-3	Olaf Kolzig	38	CQF	
44	May 14, 1999	at Buffalo Sabres	0-3	Dominik Hasek	24	CSF	
45	Apr. 13, 2003	New Jersey Devils	0-3	Martin Brodeur	29	CQF	
46	Apr. 17, 2003	at New Jersey Devils	0-3	Martin Brodeur	28	CQF	
47	Apr. 19, 2004	Montreal Canadiens	0-2	Jose Theodore	32	CQF	
48	Apr. 15, 2008	Montreal Canadiens	0-1	Carey Price	27	CQF	
49	Apr. 21, 2008	at Montreal Canadiens	0-5	Carey Price	25	CQF	
50	May 3, 2009	Carolina Hurricanes	0-3	Cam Ward	36	CSF	
51	May 10, 2010	Philadelphia Flyers	0-4	Brian Boucher	9	CSF	
				Michael Leighton	14		
52	Apr. 14, 2011	Montreal Canadiens	0-2	Carey Price	31	CQF	
53	June 1, 2011	at Vancouver Canucks	0-1	Roberto Luongo	36	F	
54	June 10, 2011	at Vancouver Canucks	0-1	Roberto Luongo	31	F	

* -- consecutive games

NOTE: Shots on goal were not kept as an official NHL statistic until the 1955-56 season. Save totals prior to that season are unofficial.

PLAYOFF SCORING & RESULTS



Note: All NHL and team records referred to in this section are current to that season. Many were broken in subsequent seasons. An * indicates an overtime or shootout decision.

1927

Gm	Date	Opponent	Score
QF	Mar. 29	Chicago	W 6-1
	31	Chicago*	T 4-4
SF	Apr. 2	NY Rangers*	T 0-0
	4	at NY Rangers	W 3-1
F	Apr. 7	Ottawa*	T 0-0
	9	Ottawa	L 1-3
	11	at Ottawa*	T 1-1
	13	at Ottawa	L 1-3

Player	GP	G	A	PTS	PIM
Harry Oliver	8	4	2	6	4
Percy Galbraith	8	3	3	6	2
Frank Fredrickson	8	2	2	4	20
Jimmy Herbert	8	3	0	3	33
Eddie Shore	8	1	1	2	46
Billy Coutu	7	1	0	1	4
Lionel Hitchman	8	1	0	1	31
Sprague Cleghorn	8	1	0	1	8
Billy Boucher	8	0	0	0	2
Harry Meeking	8	0	0	0	0
Billy Stuart	8	0	0	0	6
Hal Winkler	8	0	0	0	0

Goaltender	GP	MINS	W-L-T	GA	GAA
Hal Winkler	8	520	2-2-4	13	1.50

1927 NOTABLES:

- Harry Oliver and Percy Galbraith lead the league in playoff scoring with six points each.
- March 29, 1927: The Bruins play the first playoff game in their history, a 6-1 win over Chicago. The game was played at Madison Square Garden in New York, as Chicago Coliseum was previously booked for another event. Frank Fredrickson scored the first playoff goal in Bruins history at 3:24 of the first period.
- March 31, 1927: Percy Galbraith scores the first playoff hat trick in Bruins history in a 4-4 tie with Chicago.
- April 2, 1927: Hal Winkler records the first playoff shutout in team history in a 0-0 tie vs. NY Rangers.
- April 7, 1927: The Bruins play the first Stanley Cup Finals game in their history. The game was called after two overtime sessions at a 0-0 tie due to excessive heat in Boston Arena.

1928

Gm	Date	Opponent	Score
SF	Apr. 1	at NY Rangers*	T 1-1
	3	NY Rangers	L 1-4

Player	GP	G	A	PTS	PIM
Harry Oliver	2	2	0	2	2
Frank Fredrickson	2	0	1	1	4
Percy Galbraith	2	0	1	1	6
Fred Gordon	1	0	0	0	0
Dit Clapper	2	0	0	0	2
Sprague Cleghorn	2	0	0	0	0
Harry Connor	2	0	0	0	0
Dutch Gainor	2	0	0	0	6
Leland Harrington	2	0	0	0	0
Lionel Hitchman	2	0	0	0	2
Eddie Shore	2	0	0	0	8
Hal Winkler	2	0	0	0	0

Goaltender	GP	MINS	W-L-T	GA	GAA
Hal Winkler	2	120	0-1-1	5	2.50

1928 NOTABLES:

- April 3, 1928: Harry Oliver scores at 19:38 of the third period to ruin the Rangers' Lorne Chabot's shutout bid.

1929

Gm	Date	Opponent	Score
SF	Mar. 19	Mtl Canadiens	W 1-0
	21	Mtl Canadiens	W 1-0
	23	at Mtl Canadiens	W 3-2
F	Mar. 28	NY Rangers	W 2-0
	29	at NY Rangers	W 2-1

Player	GP	G	A	PTS	PIM
Bill Carson	5	2	0	2	8
Dutch Gainor	5	2	0	2	4
Cooney Weiland	5	2	0	2	2
Harry Oliver	5	1	1	2	8
Eddie Shore	5	1	1	2	28
Dit Clapper	5	1	0	1	0
Lionel Hitchman	5	0	1	1	22
Cy Denneny	2	0	0	0	0
Mickey Mackay	3	0	0	0	2
Myles Lane	4	0	0	0	0
Percy Galbraith	5	0	0	0	2
George Owen	5	0	0	0	0
Cecil Thompson	5	0	0	0	0

Goaltender	GP	MINS	W-L-T	GA	GAA
Cecil Thompson	5	300	5-0-0	3	0.60

1929 NOTABLES:

- The Stanley Cup Final featured two U.S.-based teams for the first time in NHL history as the Bruins win their first Stanley Cup by defeating the NY Rangers.
- March 19, 1929: The Bruins play their first playoff game at Boston Garden. Tiny Thompson makes 29 saves and Cooney Weiland scores the game's only goal at 7:20 of the first period.
- March 29, 1929: The Bruins clinch the first Stanley Cup in team history as Bill Carson scores the Cup-winning goal at 18:02 of the third period.



Bill Carson scored the first Cup-clinching goal in Bruins history on March 29, 1929.

1930

Gm	Date	Opponent	Score
SF	Mar. 20	at Mtl Maroons*	W 2-1
	22	at Mtl Maroons	W 4-2
	25	Mtl Maroons*	L 0-1
	27	Mtl Maroons	W 5-1
F	Apr. 1	Mtl Canadiens	L 0-3
	3	at Mtl Canadiens	L 3-4

Player	GP	G	A	PTS	PIM
Marty Barry	6	3	3	6	14
Cooney Weiland	6	1	5	6	2
Dit Clapper	6	4	0	4	4
Percy Galbraith	6	1	3	4	8
Harry Oliver	6	2	1	3	6
George Owen	6	0	2	2	6
Bill Carson	6	1	0	1	6
Lionel Hitchman	6	1	0	1	12
Eddie Shore	6	1	0	1	26
Harry Connor	6	0	0	0	0
Dutch Gainor	6	0	0	0	0
Myles Lane	6	0	0	0	0
Mickey Mackay	6	0	0	0	4
Cecil Thompson	6	0	0	0	0

Goaltender	GP	MINS	W-L-T	GA	GAA
Cecil Thompson	6	432	3-3-0	12	1.67

1930 NOTABLES:

- Marty Barry and Cooney Weiland lead the league in playoff scoring with six points each.
- The Bruins advance to the Stanley Cup Finals for the second straight year, but do not defend their title when they fall to Montreal in the best-of-three series.
- March 20, 1930: Harry Oliver scores at 5:35 of the third overtime for a 2-1 Boston win over the Montreal Maroons. The game time of 105:35 is the longest in NHL history and the referee ignored the NHL rule that "OT must be continuous" by allowing the ice to be scraped after 20 minutes of

overtime.

- March 25, 1930: Montreal Maroons' Archie Wilcox scores the game's only goal at 16:27 of the second overtime. Wilcox was playing in relief of George Boucher, who had suffered a broken leg during the second overtime.

1931

Gm	Date	Opponent	Score
SF	Mar. 24	Mtl Canadiens*	W 5-4
	26	Mtl Canadiens	L 0-1
	28	at Mtl Canadiens*	L 3-4
	30	at Mtl Canadiens	W 3-1
Apr.	1	at Mtl Canadiens*	L 2-3

Player	GP	G	A	PTS	PIM
Cooney Weiland	5	6	3	9	2
Dit Clapper	5	2	4	6	4
George Owen	5	2	3	5	13
Eddie Shore	5	2	1	3	24
Marty Barry	5	1	1	2	4
Art Chapman	5	0	1	1	7
Hal Darragh	5	0	1	1	2
Dutch Gainor	5	0	1	1	2
Fred Harris	2	0	0	0	0
Red Beattie	4	0	0	0	0
Harry Oliver	4	0	0	0	2
Percy Galbraith	5	0	0	0	6
Lionel Hitchman	5	0	0	0	0
Ron Lyons	5	0	0	0	0
Cecil Thompson	5	0	0	0	0

Goaltender	GP	MINS	W-L-T	GA	GAA
Cecil Thompson	5	348	2-3-0	13	2.24

1931 NOTABLES:

- Cooney Weiland leads the NHL in playoff scoring with nine points.
- March 24, 1931: The Bruins come back from a 4-1 third period deficit to defeat Montreal by a 5-4 score in overtime.

1933

Gm	Date	Opponent	Score
SF	Mar. 25	Toronto*	W 2-1
	28	Toronto*	L 0-1
	30	at Toronto*	W 2-1
Apr.	1	at Toronto	L 3-5
	3	at Toronto*	L 0-1

Player	GP	G	A	PTS	PIM
Marty Barry	5	2	2	4	6
Nels Stewart	5	2	0	2	4
Dit Clapper	5	1	1	2	2
Alex Smith	5	0	2	2	6
Lionel Hitchman	5	1	0	1	0
Vic Ripley	5	1	0	1	0
Joe Lamb	5	0	1	1	6
Eddie Shore	5	0	1	1	14
Red Beattie	5	0	0	0	2
Art Chapman	5	0	0	0	2
Percy Galbraith	5	0	0	0	0
Orville Heximer	5	0	0	0	2
Harry Oliver	5	0	0	0	0
George Owen	5	0	0	0	6
Cecil Thompson	5	0	0	0	0

Goaltender	GP	MINS	W-L-T	GA	GAA
Cecil Thompson	5	429	2-3-0	9	1.26

1933 NOTABLES:

- The Bruins and Maple Leafs combine for a league-record four overtime games in one series.
- April 3, 1933: The Bruins and Maple Leafs play the longest game in NHL history as the teams battle a scoreless tie until Toronto's Ken Doraty scores the game's only goal at 4:46 of the sixth overtime. Boston's Tiny Thompson faces an unofficial NHL record of 112 Toronto shots through the 164:46 of play while Toronto's Lorne Chabot sees 89 Boston shots.

1935

Gm	Date	Opponent	Score
SF	Mar. 23	Toronto*	W 1-0
	26	Toronto	L 0-2
	28	at Toronto	L 0-3

PLAYOFF SCORING & RESULTS



Mar.	30	at Toronto*	L	1-2	
Player	GP	G	A	PTS	PIM
Red Beattie	4	1	0	1	2
Dit Clapper	3	1	0	1	0
Eddie Shore	4	0	1	1	2
Nels Stewart	4	0	1	1	0
Jack Shill	2	0	0	0	0
Paul Haynes	3	0	0	0	0
Marty Barry	4	0	0	0	0
Bob Davie	4	0	0	0	0
Max Kaminsky	4	0	0	0	0
Bert McInenly	4	0	0	0	2
Alex Motter	4	0	0	0	0
James O'Neil	4	0	0	0	9
Charlie Sands	4	0	0	0	0
Gerry Shannon	4	0	0	0	2
Babe Siebert	4	0	0	0	6
Cecil Thompson	4	0	0	0	0
Goaltender	GP	MINS	W-L-T	GA	GAA
Cecil Thompson	4	275	1-3-0	7	1.53

1936					
Gm	Date	Opponent	Score		
QF	Mar. 24	Toronto	W	3-0	
	26	at Toronto	L	3-8	
Player	GP	G	A	PTS	PIM
Bill Cowley	2	2	1	3	2
James O'Neil	2	1	1	2	4
Eddie Shore	2	1	1	2	12
Cooney Weiland	2	1	0	1	2
Lorne Duguid	2	1	0	1	2
Dit Clapper	2	0	1	1	0
Roger Jenkins	2	0	1	1	2
Babe Siebert	2	0	1	1	0
Red Beattie	2	0	0	0	2
Ray Getliffe	2	0	0	0	0
Ted Graham	2	0	0	0	0
Alex Motter	2	0	0	0	0
Paul Runge	2	0	0	0	2
Charlie Sands	2	0	0	0	0
Cecil Thompson	2	0	0	0	0
Goaltender	GP	MINS	W-L-T	GA	GAA
Cecil Thompson	2	120	1-1-0	8	4.00

1936 NOTABLES:

- March 24, 1936: The Bruins take a 3-0 victory despite being outshot by Toronto, 35-12.

1937					
Gm	Date	Opponent	Score		
QF	Mar. 23	at Mtl Maroons	L	1-4	
	25	Mtl Maroons	W	4-0	
	28	Mtl Maroons	L	1-4	
Player	GP	G	A	PTS	PIM
Ray Getliffe	3	2	1	3	2
Charlie Sands	3	1	2	3	0
Bill Cowley	3	0	3	3	0
Dit Clapper	3	2	0	2	5
Red Beattie	3	1	0	1	0
Bobby Bauer	1	0	0	0	0
Woody Dumart	3	0	0	0	0
Roy Goldsworthy	3	0	0	0	0
Bill Hollett	3	0	0	0	2
Jack Portland	3	0	0	0	4
Milt Schmidt	3	0	0	0	0
Allen Shields	3	0	0	0	2
Reginald Smith	3	0	0	0	0
Cecil Thompson	3	0	0	0	0
Cooney Weiland	3	0	0	0	0
Goaltender	GP	MINS	W-L-T	GA	GAA
Cecil Thompson	3	180	1-2-0	8	2.67

1937 NOTABLES:

- March 25, 1937: Tiny Thompson stops Montreal's Lionel Conacher on a penalty shot, the first such playoff shot ever taken against the Bruins.

1938					
Gm	Date	Opponent	Score		
SF	Mar. 24	at Toronto*	L	0-1	
	26	at Toronto	L	1-2	
	29	Toronto*	L	2-3	
Player	GP	G	A	PTS	PIM
Bill Cowley	3	2	0	2	0
Charlie Sands	3	1	1	2	0
Ray Getliffe	3	0	1	1	2
Bill Hollett	3	0	1	1	0
Eddie Shore	3	0	1	1	6
Bobby Bauer	3	0	0	0	2
Dit Clapper	3	0	0	0	12
Woody Dumart	3	0	0	0	0
Roy Goldsworthy	3	0	0	0	2
Art Jackson	3	0	0	0	0
Gordon Pettinger	3	0	0	0	0
Jack Portland	3	0	0	0	4
Milt Schmidt	3	0	0	0	0
Cecil Thompson	3	0	0	0	0
Cooney Weiland	3	0	0	0	0
Goaltender	GP	MINS	W-L-T	GA	GAA
Cecil Thompson	3	212	0-3-0	6	1.70

1939					
Gm	Date	Opponent	Score		
SF	Mar. 21	at NY Rangers*	W	2-1	
	23	NY Rangers*	W	3-2	
	26	NY Rangers	W	4-1	
	28	at NY Rangers	L	1-2	
	30	NY Rangers*	L	1-2	
	Apr. 1	at NY Rangers	L	1-3	
	2	NY Rangers*	W	2-1	
F	Apr. 6	Toronto	W	2-1	
	9	Toronto*	L	2-3	
	11	at Toronto	W	3-1	
	13	at Toronto	W	2-0	
	16	Toronto	W	3-1	
Player	GP	G	A	PTS	PIM
Bill Cowley	12	3	11	14	2
Roy Conacher	12	6	4	10	12
Mel Hill	12	6	3	9	12
Milt Schmidt	12	3	3	6	2
Bobby Bauer	12	3	2	5	0
Woody Dumart	12	1	3	4	6
Bill Hollett	12	1	3	4	2
Eddie Shore	12	0	4	4	19
Ray Getliffe	11	1	1	2	2
John Crawford	12	1	1	2	9
Gordon Pettinger	12	1	1	2	7
Dit Clapper	11	0	1	1	6
Harry Frost	1	0	0	0	0
Red Hamill	11	0	0	0	8
Frank Brimsek	12	0	0	0	0
Jack Portland	12	0	0	0	11
Charlie Sands	12	0	0	0	0
Cooney Weiland	12	0	0	0	0
Goaltender	GP	MINS	W-L-T	GA	GAA
Frank Brimsek	12	863	8-4-0	18	1.25



Mel Hill earned the nickname "Sudden Death" by scoring three overtime goals in the 1939 Semi-Final series vs. NY Rangers.

1939 NOTABLES:

- The Bruins win their second Stanley Cup over Toronto in

- five games.
- Bill Cowley leads the league in post-season scoring with 14 points.
- The Bruins and Rangers combine for a league-record four overtime games in one series during the Semi-Finals.
- Mel Hill earns the nickname "Sudden Death" as he scores three overtime goals in the Semi-Final series vs. the NY Rangers. It is a league record for overtime goals in one playoff series and one playoff year.
- April 16, 1939: Cooney Weiland plays his last NHL game as the Bruins win the Cup. Roy Conacher scores the Cup-winning goal at 17:54 of the second period.

1940					
Gm	Date	Opponent	Score		
SF	Mar. 19	at NY Rangers	L	0-4	
	21	NY Rangers	W	4-2	
	24	NY Rangers	W	4-3	
	26	at NY Rangers	L	0-1	
	28	NY Rangers	L	0-1	
	30	at NY Rangers	L	1-4	
Player	GP	G	A	PTS	PIM
Herb Cain	6	1	3	4	2
Roy Conacher	6	2	1	3	0
Ed Wiseman	6	2	1	3	2
Bill Hollett	5	1	2	3	2
Art Jackson	5	1	2	3	0
Dit Clapper	5	0	2	2	2
Bobby Bauer	6	1	0	1	2
Woody Dumart	6	1	0	1	0
Terry Reardon	1	0	1	1	0
Robert Hamill	5	0	1	1	5
Bill Cowley	6	0	1	1	7
Mel Hill	3	0	0	0	0
Frank Brimsek	6	0	0	0	0
John Crawford	6	0	0	0	0
Milt Schmidt	6	0	0	0	0
Jack Shewchuk	6	0	0	0	0
Des Smith	6	0	0	0	0
Goaltender	GP	MINS	W-L-T	GA	GAA
Frank Brimsek	6	360	2-4-0	15	2.50

1941					
Gm	Date	Opponent	Score		
SF	Mar. 20	Toronto	W	3-0	
	22	Toronto	L	3-5	
	25	at Toronto	L	2-7	
	27	at Toronto	W	2-1	
	29	Toronto*	L	1-2	
	Apr. 1	at Toronto	W	2-1	
	3	Toronto	W	2-1	
F	Apr. 6	Detroit	W	3-2	
	8	Detroit	W	2-1	
	10	at Detroit	W	4-2	
	12	at Detroit	W	3-1	
Player	GP	G	A	PTS	PIM
Milt Schmidt	11	5	6	11	9
Ed Wiseman	11	6	2	8	0
Bill Hollett	11	3	4	7	8
Terry Reardon	11	2	4	6	6
Roy Conacher	11	1	5	6	0
Herb Cain	11	3	2	5	5
Dit Clapper	11	0	5	5	4
Pat McReavy	9	2	2	4	5
Bobby Bauer	10	2	2	4	0
Woody Dumart	11	1	3	4	9
Art Jackson	11	1	3	4	16
Mel Hill	10	1	1	2	0
John Crawford	11	0	2	2	7
Des Smith	11	0	2	2	12
Gordie Bruce	2	0	0	0	0
Bill Cowley	2	0	0	0	0
Frank Brimsek	11	0	0	0	0
Goaltender	GP	MINS	W-L-T	GA	GAA
Frank Brimsek	11	678	8-3-0	23	2.09

1941 NOTABLES:

- The Bruins win the third Stanley Cup in their history and their second championship in three years with a four-game sweep of Detroit.
- Milt Schmidt leads the league in playoff scoring with 11 points.

PLAYOFF SCORING & RESULTS



- March 22, 1941: A new \$25,000, four-sided clock is in place and used for the first time in Boston Garden.
- April 3, 1941: Toronto General Manager Conn Smythe is fined \$100 by the NHL after vaulting the boards from his seat and entering the middle of play to argue a call with referee Mickey Ion.
- April 12, 1941: Bobby Bauer scores the Cup-winning goal at 8:43 of the second period.



Milt Schmidt led the league in playoff scoring in 1941.

1942

Gm	Date	Opponent	Score
QF	Mar. 22	at Chicago*	W 2-1
	24	Chicago	L 0-4
	26	Chicago	W 3-2
SF	Mar. 29	Detroit	L 4-6
	31	at Detroit	L 1-3

Player	GP	G	A	PTS	PIM
Jack McGill	5	4	1	5	6
Gordie Bruce	5	2	3	5	4
Roy Conacher	5	2	1	3	0
Des Smith	5	1	2	3	2
Bill Cowley	5	0	3	3	5
Herb Cain	5	1	0	1	0
John Crawford	5	0	1	1	4
Dutch Hiller	5	0	1	1	0
Bill Hollett	5	0	1	1	2
Art Jackson	5	0	1	1	0
Harvey Jackson	5	0	1	1	0
Jack Shewchuk	5	0	1	1	7
Ed Wiseman	5	0	1	1	0
Frank Brimsek	5	0	0	0	0
Dit Clapper	5	0	0	0	0
Clare Martin	5	0	0	0	0

Goaltender	GP	MINS	W-L-T	GA	GAA
Frank Brimsek	5	307	2-3-0	16	3.13

1942 NOTABLES:

- March 29, 1942: Jack McGill scores a hat trick, but the Bruins fall to Detroit by a 6-4 score.

1943

Gm	Date	Opponent	Score
SF	Mar. 21	Montreal*	W 5-4
	23	Montreal	W 5-3
	25	at Montreal*	W 3-2
	27	at Montreal	L 0-4
	30	Montreal*	W 5-4
F	Apr. 1	at Detroit	L 2-6
	4	at Detroit	L 3-4
	7	Detroit	L 0-4
	8	Detroit	L 0-2

Player	GP	G	A	PTS	PIM
Art Jackson	9	6	3	9	7
Bill Hollett	9	0	9	9	4
Bill Cowley	9	1	7	8	4
Herb Cain	7	4	2	6	0
Dit Clapper	9	2	3	5	9
Don Gallinger	9	3	1	4	10
Bep Guidolin	9	0	4	4	12
Ab DeMarco	9	3	0	3	2
Harvey Jackson	9	1	2	3	10
Murph Chamberlain	6	1	1	2	12
John Crawford	6	1	1	2	10
Oscar Aubuchon	6	1	0	1	0
Irwin Boyd	5	0	1	1	4

Bill Anderson	1	0	0	0	0
John Schmidt	5	0	0	0	0
Frank Brimsek	9	0	0	0	0
Jack Shewchuk	9	0	0	0	12

Goaltender	GP	MINS	W-L-T	GA	GAA
Frank Brimsek	9	560	4-5-0	33	3.54

1943 NOTABLES:

- The Bruins return to the Stanley Cup Finals where they are swept by Detroit in four games. Boston had earned the same four game sweep of Detroit in the 1941 Finals.
- March 21, 1943: Montreal takes a 3-0 lead in the second period before Boston rallies from the deficit to earn a 5-4 overtime win.

1945

Gm	Date	Opponent	Score
SF	Mar. 20	at Detroit	W 4-3
	22	at Detroit	W 4-2
	26	Detroit	L 2-3
	27	Detroit	L 2-3
	29	at Detroit	L 2-3
Apr. 1		Detroit	W 5-3
3		at Detroit	L 3-5

Player	GP	G	A	PTS	PIM
Herb Cain	7	5	2	7	0
Ken Smith	7	3	4	7	0
Bill Cowley	7	3	3	6	0
Jack McGill	7	3	3	6	0
John Crawford	7	0	5	5	0
Paul Gladu	7	2	2	4	0
Bill Jennings	7	2	2	4	6
Gino Rozzini	6	1	2	3	6
Bill Cupolo	7	1	2	3	0
Pat Egan	7	2	0	2	6
Armand Gaudreault	7	0	2	2	8
Murray Henderson	7	0	1	1	2
Bill Thoms	1	0	0	0	2
Paul Bibeault	7	0	0	0	0
Dit Clapper	7	0	0	0	0

Goaltender	GP	MINS	W-L-T	GA	GAA
Paul Bibeault	7	437	3-4-0	22	3.02

1945 NOTABLES:

- The Bruins take a two-game lead in the Semi-Final series, but drop a seven-game decision to Detroit.
- April 3, 1945: Detroit's Carl Liscombe scores four goals in a 5-3 Red Wings series-clinching victory.

1946

Gm	Date	Opponent	Score
SF	Mar. 19	Detroit	W 3-1
	21	Detroit	L 0-3
	24	at Detroit	W 5-2
	26	at Detroit	W 4-1
	28	Detroit*	W 4-3
F	Mar. 30	at Montreal*	L 3-4
	Apr. 2	at Montreal*	L 2-3
	4	Montreal	L 2-4
	7	Montreal*	W 3-2
	9	at Montreal	L 3-6

Player	GP	G	A	PTS	PIM
Milt Schmidt	10	3	5	8	2
Bep Guidolin	10	5	2	7	13
Bobby Bauer	10	4	3	7	2
Woody Dumart	10	4	3	7	0
Don Gallinger	10	2	4	6	2
Terry Reardon	10	4	0	4	2
Bill Cowley	10	1	3	4	2
Ken Smith	8	0	4	4	0
Pat Egan	10	3	0	3	8
Bill Shill	7	1	2	3	2
John Crawford	10	1	2	3	4
Murray Henderson	10	1	1	2	4
Herb Cain	9	0	2	2	2
Roy Conacher	3	0	0	0	0
Dit Clapper	4	0	0	0	0
Jack Church	9	0	0	0	4
Frank Brimsek	10	0	0	0	0
Jack McGill	10	0	0	0	0

Goaltender	GP	MINS	W-L-T	GA	GAA
Frank Brimsek	10	641	5-5-0	29	2.71

1946 NOTABLES:

- March 24, 1946: Bobby Bauer sets a league record for assists in a playoff period with three in the third in Detroit.

1947

Gm	Date	Opponent	Score
SF	Mar. 25	at Montreal	L 1-3
	27	at Montreal*	L 1-2
	29	Montreal	W 4-2
Apr. 1		Montreal	L 1-5
3		at Montreal*	L 3-4

Player	GP	G	A	PTS	PIM
Milt Schmidt	5	3	1	4	4
Ken Smith	5	3	0	3	2
Joe Carveth	5	2	1	3	0
Terry Reardon	5	0	3	3	2
Bobby Bauer	5	1	1	2	0
Woody Dumart	5	1	1	2	8
Bill Cowley	5	0	2	2	0
Pat Egan	5	0	2	2	6
Bep Guidolin	3	0	1	1	6
Clare Martin	5	0	1	1	0
Pentti Lund	1	0	0	0	0
John Crawford	2	0	0	0	0
Don Gallinger	4	0	0	0	7
Murray Henderson	4	0	0	0	4
Mark Marquess	4	0	0	0	0
Frank Brimsek	5	0	0	0	0
Ferry Flaman	5	0	0	0	8
Jack McGill	5	0	0	0	11

Goaltender	GP	MINS	W-L-T	GA	GAA
Frank Brimsek	5	323	1-4-0	16	2.97



The Bruins honored Eddie Shore's number 2 in pre-game ceremonies on April 1, 1947.

1948

Gm	Date	Opponent	Score
SF	Mar. 24	at Toronto*	L 4-5
	27	at Toronto	L 3-5
	30	Toronto	L 1-5
Apr. 1		Toronto	W 3-2
3		at Toronto	L 2-3

Player	GP	G	A	PTS	PIM
Milt Schmidt	5	2	5	7	2
John Peirson	4	3	2	5	0
Ken Smith	5	2	3	5	0
Paul Ronty	5	0	4	4	0
Jimmy Peters	5	1	2	3	2
Grant Warwick	5	0	3	3	4
Pete Babando	5	1	1	2	2
Pat Egan	5	1	1	2	2
Murray Henderson	3	1	0	1	5
Ed Harrison	5	1	0	1	2
Ed Sandford	5	1	0	1	0
John Crawford	4	0	1	1	2
Wally Wilson	1	0	0	0	0
Pentti Lund	2	0	0	0	0
Frank Brimsek	5	0	0	0	0
Woody Dumart	5	0	0	0	0
Ferry Flaman	5	0	0	0	12
Clare Martin	5	0	0	0	6

Goaltender	GP	MINS	W-L-T	GA	GAA
Frank Brimsek	5	317	1-4-0	20	3.79

PLAYOFF SCORING & RESULTS



1949

Gm	Date	Opponent	Score
SF	Mar. 22	Toronto	L 0-3
	24	Toronto	L 2-3
	26	at Toronto*	W 5-4
	29	at Toronto	L 1-3
	30	Toronto	L 2-3

Player	GP	G	A	PTS	PIM
John Peirson	5	3	1	4	4
Ed Sandford	5	1	3	4	2
Woody Dumart	5	3	0	3	0
Paul Ronty	5	1	2	3	2
Grant Warwick	5	2	0	2	0
Milt Schmidt	4	0	2	2	8
Ken Smith	5	0	2	2	4
Jimmy Peters	4	0	1	1	0
Ferny Flaman	5	0	1	1	8
Murray Henderson	5	0	1	1	2
Ed Kryzanowski	5	0	1	1	2
Zellio Toppazzini	2	0	0	0	0
John Crawford	3	0	0	0	0
Dave Creighton	3	0	0	0	0
Pete Babando	4	0	0	0	2
Ed Harrison	4	0	0	0	0
Frank Brimsek	5	0	0	0	0
Pat Egan	5	0	0	0	16

Goaltender	GP	MINS	W-L-T	GA	GAA
Frank Brimsek	5	316	1-4-0	16	3.04

1951

Gm	Date	Opponent	Score
SF	Mar. 28	at Toronto	W 2-0
	31	at Toronto*	T 1-1
	Apr. 1	Toronto	L 0-3
	3	Toronto	L 1-3
	7	at Toronto	L 1-4
	8	Toronto	L 0-6

Player	GP	G	A	PTS	PIM
Woody Dumart	6	1	2	3	0
John Peirson	2	1	1	2	2
Bill Ezinicki	6	1	1	2	18
Lorne Ferguson	6	1	0	1	2
Duncan Fisher	6	1	0	1	0
Dave Creighton	5	0	1	1	0
Hal Laycoe	6	0	1	1	5
Bill Quackenbush	6	0	1	1	0
Paul Ronty	6	0	1	1	2
Ed Sandford	6	0	1	1	4
Milt Schmidt	6	0	1	1	7
Gordon Henry	2	0	0	0	0
Jack McIntyre	2	0	0	0	0
George Sullivan	2	0	0	0	2
Jack Gelineau	4	0	0	0	0
Pete Horeck	4	0	0	0	13
Murray Henderson	5	0	0	0	2
Vic Lynn	5	0	0	0	2
Steve Kraftcheck	6	0	0	0	7
Ed Kryzanowski	6	0	0	0	2
Max Quackenbush	6	0	0	0	4

Goaltender	GP	MINS	W-L-T	GA	GAA
Jack Gelineau	4	260	1-2-0	7	1.62
Gordon Henry	2	120	0-2-0	10	5.00

1951 NOTABLES:

- The Bruins use two goaltenders in the post-season for the first time.
- The Bruins play the last playoff tie in their history.
- April 8, 1951: The Bruins and Maple Leafs play a penalty-free game.

1952

Gm	Date	Opponent	Score
SF	Mar. 25	at Montreal	L 1-5
	27	at Montreal	L 0-4
	30	Montreal	W 4-1
	Apr. 1	Montreal	W 3-2
	3	at Montreal	W 1-0
	6	Montreal*	L 2-3
	8	at Montreal	L 1-3

Player	GP	G	A	PTS	PIM
Ed Sandford	7	2	2	4	0
Fleming Mackell	5	2	1	3	12
Dave Creighton	7	2	1	3	2
Milt Schmidt	7	2	1	3	0
Jack McIntyre	7	1	2	3	2
Bill Quackenbush	7	0	3	3	0
Real Chevrefils	7	1	1	2	6
Hal Laycoe	7	1	1	2	11
John Peirson	7	0	2	2	4
Pentti Lund	2	1	0	1	0
Leo Labine	5	0	1	1	4
Woody Dumart	7	0	1	1	0
Duncan Fisher	2	0	0	0	0
Gus Kyle	2	0	0	0	4
Bob Armstrong	5	0	0	0	2
Murray Henderson	7	0	0	0	4
Jim Henry	7	0	0	0	0
Ed Kryzanowski	7	0	0	0	0
George Sullivan	7	0	0	0	0

Goaltender	GP	MINS	W-L	GA	GAA
Jim Henry	7	448	3-4	18	2.41

1952 NOTABLES:

- March 30, 1952: The Bruins score the fastest three goals in team playoff history with Hal Laycoe, Dave Creighton and Ed Sandford scoring in a 1:02 span of the second period.
- April 6, 1952: The game is delayed for 15 minutes in the third period for goaltender Jim Henry to receive treatment for a broken nose suffered when he was hit by a Doug Harvey shot. Montreal's Paul Masnick, playing in his first game of the season, scores the overtime goal to tie the series at three games each.

1953

Gm	Date	Opponent	Score
SF	Mar. 24	at Detroit	L 0-7
	26	at Detroit	W 5-3
	29	Detroit*	W 2-1
	31	Detroit	W 6-2
	Apr. 2	at Detroit	L 4-6
	5	Detroit	W 4-2
F	Apr. 9	at Montreal	L 2-4
	11	at Montreal	W 4-1
	12	Montreal	L 0-3
	14	Montreal	L 3-7
	16	at Montreal*	L 0-1

Player	GP	G	A	PTS	PIM
Ed Sandford	11	8	3	11	11
Dave Creighton	11	4	5	9	10
John Peirson	11	3	6	9	2
Fleming Mackell	11	2	7	9	7
Milt Schmidt	10	5	1	6	6
Jack McIntyre	10	4	2	6	2
Bill Quackenbush	11	0	4	4	4
Leo Labine	7	2	1	3	19
Joe Klukay	11	1	2	3	9
Jerry Toppazzini	11	0	3	3	9
Bob Armstrong	11	1	1	2	10
Woody Dumart	11	0	2	2	0
Hal Laycoe	11	0	2	2	10
Real Chevrefils	7	0	1	1	6
Warren Godfrey	11	0	1	1	2
Pentti Lund	2	0	0	0	0
Gordon Henry	3	0	0	0	0
George Sullivan	3	0	0	0	0
Jim Henry	9	0	0	0	0

Goaltender	GP	MINS	W-L	GA	GAA
Jim Henry	9	510	4-4	26	3.06
Gordon Henry	3	163	1-2	11	4.05

1953 NOTABLES:

- Ed Sandford leads the league in post-season scoring with 11 points.
- The Bruins return to the Stanley Cup Finals for the first time since the 1946 post-season.
- March 24, 1953: The Bruins suffer the biggest shutout against in their playoff history with a 7-0 loss in Detroit in the first game of their Semi-Final series, but rebound to win the series in six games.

1954

Gm	Date	Opponent	Score
SF	Mar. 23	at Montreal	L 0-2
	25	at Montreal	L 1-8
	28	Montreal	L 3-4
	30	Montreal	L 0-2

Player	GP	G	A	PTS	PIM
Cal Gardner	4	1	1	2	0
Fleming Mackell	4	1	1	2	8
Doug Mohns	4	1	0	1	4
Milt Schmidt	4	1	0	1	20
Ed Sandford	3	0	1	1	4
Bob Armstrong	4	0	1	1	0
Leo Labine	4	0	1	1	28
Gus Bodnar	1	0	0	0	0
Guyle Fielder	2	0	0	0	2
Hal Laycoe	2	0	0	0	0
Wayne Brown	4	0	0	0	2
Dave Creighton	4	0	0	0	0
Woody Dumart	4	0	0	0	0
Warren Godfrey	4	0	0	0	4
Jim Henry	4	0	0	0	0
Joe Klukay	4	0	0	0	0
John Peirson	4	0	0	0	2
Bill Quackenbush	4	0	0	0	0

Goaltender	GP	MINS	W-L	GA	GAA
Jim Henry	4	240	0-4	16	4.00

1954 NOTABLES:

- March 25, 1954: Montreal's Dickie Moore scores twice and adds four assists for six points in an 8-1 Canadiens victory. It is a Bruins team record for points in a playoff game by an opponent. Montreal's Jean Beliveau and Bernard Geoffrion have 2-3=5 totals each as well in the game with Geoffrion's goals coming in a 0:31 span in the first period.

1955

Gm	Date	Opponent	Score
SF	Mar. 22	at Montreal	L 0-2
	24	at Montreal	L 1-3
	27	Montreal	W 4-2
	29	Montreal*	L 3-4
	31	at Montreal	L 1-5

Player	GP	G	A	PTS	PIM
Bill Quackenbush	5	0	5	5	0
Real Chevrefils	5	2	1	3	4
Leo Labine	5	2	1	3	11
Don McKenney	5	1	2	3	4
Ed Sandford	5	1	1	2	6
Lorne Ferguson	4	1	0	1	2
Ferny Flaman	4	1	0	1	2
Hal Laycoe	5	1	0	1	0
Fleming Mackell	4	0	1	1	0
Gus Bodnar	5	0	1	1	4
Leo Boivin	5	0	1	1	4
Don Cherry	1	0	0	0	0
Murray Costello	1	0	0	0	2
John Henderson	2	0	0	0	0
Gordie Wilson	2	0	0	0	0
Warren Godfrey	3	0	0	0	0
Jim Henry	3	0	0	0	0
Norm Corcoran	4	0	0	0	0
Bob Armstrong	5	0	0	0	2
Cal Gardner	5	0	0	0	0
Doug Mohns	5	0	0	0	4

Goaltender	GP	MINS	W-L	GA	GAA
Jim Henry	3	183	1-2	8	2.62
John Henderson	2	120	0-2	8	4.00

1955 NOTABLES:

- March 22, 1955: Montreal's Jacques Plante (16 saves) and Charlie Hodges (4 saves) combine for the first shared playoff shutout, for or against, in Bruins history.

1957

Gm	Date	Opponent	Score
SF	Mar. 26	at Detroit	W 3-1
	28	at Detroit	L 2-7
	31	Detroit	W 4-3
	Apr. 2	Detroit	W 2-0

PLAYOFF SCORING & RESULTS



F	Apr.	4	at Detroit	W	4-3
	Apr.	6	at Montreal	L	1-5
		9	at Montreal	L	0-1
		11	Montreal	L	2-4
		14	Montreal	W	2-0
		16	at Montreal	L	1-5

Player	GP	G	A	PTS	PIM
Fleming Mackell	10	5	3	8	4
Don McKenney	10	1	5	6	4
Leo Labine	10	3	2	5	14
Leo Boivin	10	2	3	5	12
Doug Mohns	10	2	3	5	2
Real Chevrefils	10	2	1	3	4
Cal Gardner	10	2	1	3	2
Vic Stasiuk	10	2	1	3	2
Bob Armstrong	10	0	3	3	10
Ferry Flaman	10	0	3	3	19
John Peirson	10	0	3	3	12
Larry Regan	8	0	2	2	10
Carl Boone	10	1	0	1	12
Jack Caffery	10	1	0	1	4
Jack Bionda	10	0	1	1	14
Jerry Toppazzini	10	0	1	1	2
Don Simmons	10	0	0	0	0

Goaltender	GP	MINS	W-L	GA	GAA
Don Simmons	10	600	5-5	29	2.90

1958

Gm	Date	Opponent	Score
SF	Mar.	25 at New York	L 3-5
		27 at New York	W 4-3
		29 New York	W 5-0
	Apr.	1 New York	L 2-5
		3 New York	W 6-1
		5 New York	W 8-2
F	Apr.	8 at Montreal	L 1-2
		10 at Montreal	W 5-2
		13 Montreal	L 0-3
		15 Montreal	W 3-1
		17 at Montreal*	L 2-3
		20 Montreal	L 3-5

Player	GP	G	A	PTS	PIM
Fleming Mackell	12	5	14	19	12
Don McKenney	12	9	8	17	0
Doug Mohns	12	3	10	13	18
Jerry Toppazzini	12	9	3	12	2
Larry Regan	12	3	8	11	6
Bronco Horvath	12	5	3	8	8
Vic Stasiuk	12	0	5	5	13
Norm Johnson	12	4	0	4	6
Allan Stanley	12	1	3	4	6
Ferry Flaman	12	2	2	4	10
John Bucyk	12	0	4	4	16
Leo Boivin	12	0	3	3	21
Carl Boone	12	1	1	2	13
Larry Hillman	11	0	2	2	6
Leo Labine	11	0	2	2	10
John Peirson	5	0	1	1	0
Real Chevrefils	1	0	0	0	0
Harry Lumley	1	0	0	0	0
Don Simmons	11	0	0	0	0

Goaltender	GP	MINS	W-L	GA	GAA
Don Simmons	11	671	6-5	27	2.41

1958 NOTABLES:

- The Bruins and Rangers set an NHL playoff record for short-handed goals in a playoff series, combining for seven (Boston four, New York three) in their Semi-Final series.
- Fleming Mackell leads the NHL in post-season scoring with 19 points. Mackell's 14 assists are a league record for one post-season.
- Jerry Toppazzini sets a club record for goals in one playoff series with eight in the Semi-Final series vs. the Rangers.
- April 3, 1958: Ferry Flaman scores two goals in a 6-1 win over NY Rangers, his first scores in 85 games dating back to March 7, 1957. The game is a road contest for the Bruins, but is played in Boston Garden due to circus dates in Madison Square Garden.
- April 5, 1958: Don McKenney ties an NHL playoff record with five assists in an 8-2 win over the Rangers as the Bruins take the Semi-Final series in six games.
- April 15, 1958: Fleming Mackell has two assists in a 3-1 win over Montreal, giving him an NHL playoff record of 14 in one post-season. His ten assists vs. New York in the Semi-

Final series are also a league mark for assists in one series.

- April 20, 1958: The Canadiens clinch the Stanley Cup in game six in Boston, becoming just the second team in NHL history to win three straight championships. NHL President Clarence Campbell was unable to present the Cup on the ice as a group of Canadiens fans hopped the glass and mobbed the players.

1959

Gm	Date	Opponent	Score
SF	Mar.	24 Toronto	W 5-1
		26 Toronto	W 4-2
		28 at Toronto*	L 2-3
		31 at Toronto*	L 2-3
	Apr.	2 Toronto	L 1-4
		4 at Toronto	W 5-4
		7 Toronto	L 2-3

Player	GP	G	A	PTS	PIM
Fleming Mackell	7	2	6	8	8
Don McKenney	7	2	5	7	0
Vic Stasiuk	7	4	2	6	11
Jerry Toppazzini	7	4	2	6	0
John Bucyk	7	2	4	6	6
Jim Morrison	6	0	6	6	13
Bronco Horvath	7	2	3	5	0
Leo Labine	7	2	1	3	12
Leo Boivin	7	1	2	3	4
Larry Leach	7	1	1	2	8
Doug Mohns	4	0	2	2	12
Bob Armstrong	7	0	2	2	4
Jean-Guy Gendron	7	1	0	1	18
Larry Hillman	7	0	1	1	0
Jack Bionda	1	0	0	0	0
Ken Yackel	2	0	0	0	2
Dan Poliziani	3	0	0	0	0
Earl Reibel	4	0	0	0	0
Ferry Flaman	7	0	0	0	8
Harry Lumley	7	0	0	0	0

Goaltender	GP	MINS	W-L	GA	GAA
Harry Lumley	7	436	3-4	20	2.75

1968

Gm	Date	Opponent	Score
QF	Apr.	4 at Montreal	L 1-2
		6 at Montreal	L 2-5
		9 Montreal	L 3-5
		11 Montreal	L 2-3

Player	GP	G	A	PTS	PIM
Ken Hodge	4	3	0	3	2
Phil Esposito	4	0	3	3	0
Ed Westfall	4	2	0	2	2
Ted Green	4	1	1	2	11
John McKenzie	4	1	1	2	8
John Bucyk	3	0	2	2	0
Bobby Orr	4	0	2	2	2
Derek Sanderson	4	0	2	2	9
Dallas Smith	4	0	2	2	0
Tom Williams	4	1	0	1	2
Don Awrey	4	0	1	1	4
Ed Shack	4	0	1	1	6
Fred Stanfield	4	0	1	1	0
Wayne Cashman	1	0	0	0	0
Glen Sather	3	0	0	0	0
Gerry Cheevers	4	0	0	0	0
Gary Doak	4	0	0	0	4
Phil Krake	4	0	0	0	2
Ron Murphy	4	0	0	0	0

Goaltender	GP	MINS	W-L	GA	GAA
Gerry Cheevers	4	240	0-4	15	3.75

1968 NOTABLES:

- The Bruins return to the playoffs for the first time since 1959. It is the first year of an NHL-record 29-year streak of post-season appearances.

1969

Gm	Date	Opponent	Score
QF	Apr.	2 Toronto	W 10-0
		3 Toronto	W 7-0
		5 at Toronto	W 4-3

SF	Apr.	6 at Toronto	W	3-2
	Apr.	10 at Montreal*	L	2-3
		13 at Montreal*	L	3-4
		17 Montreal	W	5-0
		20 Montreal	W	3-2
		22 at Montreal	L	2-4
		24 Montreal*	L	1-2

Player	GP	G	A	PTS	PIM
Phil Esposito	10	8	10	18	8
Ken Hodge	10	5	7	12	4
John Bucyk	10	5	6	11	0
Derek Sanderson	9	8	2	10	36
Ed Westfall	10	3	7	10	11
Ted Green	10	2	7	9	18
Ron Murphy	10	4	4	8	12
Bobby Orr	10	1	7	8	10
John McKenzie	10	2	2	4	17
Fred Stanfield	10	2	2	4	0
Dallas Smith	10	0	3	3	16
Ed Shack	9	0	2	2	23
Wayne Cashman	6	0	1	1	0
Don Awrey	10	0	1	1	28
Ace Bailey	1	0	0	0	2
Ed Johnston	1	0	0	0	0
Bill Lesuk	1	0	0	0	0
Tom Webster	1	0	0	0	0
Gerry Cheevers	9	0	0	0	0
Rick Smith	9	0	0	0	6
Glen Sather	10	0	0	0	18

Goaltender	GP	MINS	W-L	GA	GAA
Gerry Cheevers	9	572	6-3	16	1.68
Ed Johnston	1	65	0-1	4	3.69

1968 NOTABLES:

- Phil Esposito leads all playoff scorers with 18 points.
- Derek Sanderson sets an NHL mark for most short-handed goals in a playoff year with three.
- April 2, 1969: Phil Esposito sets team records for goals and points in a playoff game and ties an NHL mark for points with four goals and two assists for six points, including a league-record three on the power play. The 10-0 win over Toronto was a club mark for goals in a playoff game and Boston's six power play goals were also a league record. Toronto's Pat Quinn was pelted by fans who smashed the glass partition separating the penalty box from the seating area while serving a five-minute major for elbowing Bobby Orr.
- April 5, 1969: Gerry Cheevers extends his playoff shutout streak to 128:23 before Toronto's Ron Ellis scores at 8:23 of the first period in game three of their Quarter-Final series.

1970

Gm	Date	Opponent	Score
QF	Apr.	8 New York	W 8-2
		9 New York	W 5-3
		11 at New York	L 3-4
		12 at New York	L 2-4
		14 New York	W 3-2
		16 at New York	W 4-1
SF	Apr.	19 at Chicago	W 6-3
		21 at Chicago	W 4-1
		23 Chicago	W 5-2
		26 Chicago	W 5-4
F	May	3 at St. Louis	W 6-1
		5 at St. Louis	W 6-2
		7 St. Louis	W 4-1
		10 St. Louis*	W 4-3

Player	GP	G	A	PTS	PIM
Phil Esposito	14	13	14	27	16
Bobby Orr	14	9	11	20	14
John Bucyk	14	11	8	19	2
John McKenzie	14	5	12	17	35
Fred Stanfield	14	4	12	16	6
Ken Hodge	14	3	10	13	17
Wayne Cashman	14	5	4	9	50
Derek Sanderson	14	5	4	9	72
Ed Westfall	14	3	5	8	4
Wayne Carleton	14	2	4	6	14
Don Awrey	14	0	5	5	32
Rick Smith	14	1	3	4	17
Dallas Smith	14	0	3	3	19
Don Marcotte	14	2	0	2	11
Bill Speer	8	1	0	1	4
Jim Lorentz	11	1	0	1	4
Gerry Cheevers	13	0	1	1	2
Ed Johnston	1	0	0	0	2

PLAYOFF SCORING & RESULTS



Dan Schock	1	0	0	0	0
Bill Lesuk	2	0	0	0	0
Gary Doak	8	0	0	0	9

Goaltender	GP	MINS	W-L	GA	GAA
Gerry Cheevers	13	781	12-1	29	2.23
Ed Johnston	1	60	0-1	4	4.00

1970 NOTABLES:

- The Bruins return to the Stanley Cup Finals for the first time since 1958 and win their first championship in 29 years for the fourth Cup in their history.
- Bobby Orr wins the Conn Smythe Trophy as playoff MVP.
- Phil Esposito leads the league in post-season scoring with an NHL record 13 goals and 27 points.
- Bobby Orr sets league records for a defenseman in a playoff year with nine goals and 20 points.
- Orr sets a club playoff record with a 14-game point streak, compiling 9-11=20 totals while tallying at least one point in every post-season game.
- The Bruins set a club record with ten consecutive victories, winning the final two games of their Quarter-Final series and sweeping both the Semi-Final and Final series. Gerry Cheevers plays every game in goal in setting the team mark for consecutive wins by a goaltender.
- Phil Esposito faces brother Tony in the Semi-Final series vs. Chicago, the second time in team history a Boston player has faced his brother in a playoff series [Tiny (Boston) and Paul (NY Rangers) Thompson in 1929 Finals].
- April 11, 1970: Wayne Cashman sets a club record for penalty minutes in a playoff game with 32 PIM at NY Rangers.
- April 19, 1970: Phil Esposito scores his club-record second hat trick of the post-season in a 6-3 win vs. Chicago and brother Tony.
- May 10, 1970: Bobby Orr scores the most famous goal in Bruins history with the Stanley Cup-winning goal at 0:40 of overtime in game four vs. St. Louis.



Bobby Orr's Stanley Cup-winning goal in overtime on May 10, 1970 was immortalized in this famous Ray Lussier photo for the Boston Record-American.

1971

Gm	Date	Opponent	Score
QF	Apr. 7	Montreal	W 3-1
	8	Montreal	L 5-7
	10	at Montreal	L 1-3
	11	at Montreal	W 5-2
	13	Montreal	W 7-3
	15	at Montreal	L 3-8
	18	Montreal	L 2-4

Player	GP	G	A	PTS	PIM
Bobby Orr	7	5	7	12	25
Phil Esposito	7	3	7	10	6
Fred Stanfield	7	3	4	7	0
John Bucyk	7	2	5	7	0
Ken Hodge	7	2	5	7	6
Wayne Cashman	7	3	2	5	15
John McKenzie	7	2	3	5	22
Derek Sanderson	7	2	1	3	13
Ed Westfall	7	1	2	3	2
Dallas Smith	7	0	3	3	26
Mike Walton	5	2	0	2	19
Ted Green	7	1	0	1	25
Ace Bailey	1	0	0	0	10
Ed Johnston	1	0	0	0	0
Reg Leach	3	0	0	0	0
Wayne Carleton	4	0	0	0	0
Don Marcotte	4	0	0	0	0
Gerry Cheevers	6	0	0	0	4
Rick Smith	6	0	0	0	0
Don Awrey	7	0	0	0	17

Goaltender	GP	MINS	W-L	GA	GAA
Gerry Cheevers	6	360	3-3	21	3.50
Ed Johnston	1	60	0-1	7	7.00

1971 NOTABLES:

- April 8, 1971: Bobby Orr ties a club record with three second period assists. Boston has a 5-1 lead in the second period, but Montreal scores six unanswered goals to take a 7-5 win.
- April 11, 1971: Bobby Orr becomes the first defenseman in league history to score a playoff hat trick in a 5-2 win in Montreal.

1972

Gm	Date	Opponent	Score
QF	Apr. 5	Toronto	W 5-0
	6	Toronto*	L 3-4
	8	at Toronto	W 2-0
	9	at Toronto	W 5-4
	11	Toronto	W 3-2
SF	Apr. 18	St. Louis	W 6-1
	20	St. Louis	W 10-2
	23	at St. Louis	W 7-2
	25	at St. Louis	W 5-3
F	Apr. 30	NY Rangers	W 6-5
	May 2	NY Rangers	W 2-1
	4	at NY Rangers	L 2-5
	7	at NY Rangers	W 3-2
	9	NY Rangers	L 2-3
	11	at NY Rangers	W 3-0

Player	GP	G	A	PTS	PIM
Phil Esposito	15	9	15	24	24
Bobby Orr	15	5	19	24	19
John Bucyk	15	9	11	20	6
Ken Hodge	15	9	8	17	62
John McKenzie	15	5	12	17	37
Fred Stanfield	15	7	9	16	0
Mike Walton	15	6	6	12	13
Wayne Cashman	15	4	7	11	42
Ed Westfall	15	4	3	7	10
Ace Bailey	13	2	4	6	16
Don Awrey	15	0	4	4	45
Dallas Smith	15	0	4	4	22
Don Marcotte	14	3	0	3	6
Derek Sanderson	11	1	1	2	44
Carol Vadnais	15	0	2	2	43
Chris Hayes	1	0	0	0	0
Garry Peters	1	0	0	0	0
Ed Johnston	7	0	0	0	0
Gerry Cheevers	8	0	0	0	0
Ted Green	10	0	0	0	0

Goaltender	GP	MINS	W-L	GA	GAA
Ed Johnston	7	420	6-1	13	1.86
Gerry Cheevers	8	483	6-2	21	2.61



Milt Schmidt was involved in four of Boston's six Stanley Cup championships, winning two as a player and two as a General Manager. He is pictured here with coach Tom Johnson (center) and Bobby Orr (right).

1972 NOTABLES:

- Bobby Orr wins his second Conn Smythe Trophy as the post-season MVP.
- Orr sets a league record for assists by a defenseman in one post-season with 19. Orr and Phil Esposito lead the NHL in post-season scoring with 24 points each.
- The Bruins score 28 goals in their Semi-Final series sweep

vs. St. Louis and the teams combine for 36 goals. It is a league record for goals by one team and by both teams in a four-game series.

- The Bruins set a club record for road wins in one playoff year with a 6-1 road record.
- April 9, 1972: Bobby Orr ties a club mark with three assists in the third period of a 5-4 win in Toronto.
- April 20, 1972: The Bruins tie a team record for goals in a playoff game with a 10-2 victory over St. Louis.
- April 30, 1972: Phil Esposito ties a club mark with three assists in the second period of a 6-5 win vs. NY Rangers.
- May 11, 1972: Gerry Cheevers makes 33 saves and Bobby Orr scores the Cup-winning goal at 11:18 of the first period for a 3-0 win at NY Rangers. It is the Bruins' second Stanley Cup in three years and the fifth championship in their history.

1973

Gm	Date	Opponent	Score
QF	Apr. 4	NY Rangers	L 2-6
	5	NY Rangers	L 2-4
	7	at NY Rangers	W 4-2
	8	at NY Rangers	L 0-4
	10	NY Rangers	L 3-6

Player	GP	G	A	PTS	PIM
Gregg Sheppard	5	2	1	3	0
Derek Sanderson	5	1	2	3	13
John Bucyk	5	0	3	3	0
Doug Roberts	5	2	0	2	6
Wayne Cashman	5	1	1	2	4
Don Marcotte	5	1	1	2	0
Bobby Orr	5	1	1	2	7
Fred Stanfield	5	1	1	2	0
Mike Walton	5	1	1	2	2
Dallas Smith	5	0	2	2	2
Ken Hodge	5	1	0	1	7
Phil Esposito	2	0	1	1	2
Fred O'Donnell	5	0	1	1	5
Ross Brooks	1	0	0	0	0
Gary Doak	2	0	0	0	2
Jacques Plante	2	0	0	0	0
Ed Johnston	3	0	0	0	0
Don Awrey	4	0	0	0	6
Nick Beverley	4	0	0	0	0
Terry O'Reilly	5	0	0	0	2
Carol Vadnais	5	0	0	0	8

Goaltender	GP	MINS	W-L	GA	GAA
Ed Johnston	3	160	1-2	9	3.38
Jacques Plante	2	120	0-2	10	5.00
Ross Brooks	1	20	0-0	3	9.00

1974

Gm	Date	Opponent	Score
QF	Apr. 10	Toronto	W 1-0
	11	Toronto	W 6-3
	13	at Toronto	W 6-3
	14	at Toronto*	W 4-3
SF	Apr. 18	Chicago	L 2-4
	21	Chicago	W 8-6
	23	at Chicago*	L 3-4
	25	at Chicago	W 5-2
	28	Chicago	W 6-2
	30	at Chicago	W 4-2
F	May 7	Philadelphia	W 3-2
	9	Philadelphia*	L 2-3
	12	at Philadelphia	L 1-4
	14	at Philadelphia	L 2-4
	16	Philadelphia	W 5-1
	19	at Philadelphia	L 0-1

Player	GP	G	A	PTS	PIM
Gregg Sheppard	16	11	8	19	4
John Bucyk	16	8	10	18	4
Bobby Orr	16	4	14	18	28
Ken Hodge	16	6	10	16	16
Phil Esposito	16	9	5	14	25
Wayne Cashman	16	5	9	14	46
Carol Vadnais	16	1	12	13	42
Bobby Schmautz	16	3	6	9	44
Dallas Smith	16	1	7	8	20
Terry O'Reilly	16	2	5	7	38
Don Marcotte	16	4	2	6	8
Andre Savard	16	3	2	5	24
Darryl Edestrand	16	1	2	3	15
Gilles Gilbert	16	0	3	3	8

PLAYOFF SCORING & RESULTS



Dave Forbes	16	0	2	2	6
Doug Gibson	1	0	0	0	0
Al Simmons	1	0	0	0	0
Richie Leduc	5	0	0	0	9
Al Sims	16	0	0	0	12

Goaltender	GP	MINS	W-L	GA	GAA
Gilles Gilbert	16	977	10-6	43	2.64

1974 NOTABLES:

- The Semi-Final series vs. Chicago pits Phil Esposito against brother Tony for the second time.
- Gilles Gilbert sets a club record for assists by a goaltender with three in the post-season.
- April 21, 1974: John Bucyk ties a league record with three power play goals in an 8-6 win over Chicago.

1975

Gm	Date	Opponent	Score
PS	Apr. 8	Chicago	W 8-2
	10	at Chicago*	L 3-4
	11	Chicago	L 4-6

Player	GP	G	A	PTS	PIM
Bobby Orr	3	1	5	6	2
Bobby Schmautz	3	1	5	6	6
Carol Vadnais	3	1	5	6	0
Phil Esposito	3	4	1	5	0
Gregg Sheppard	3	3	1	4	5
Ken Hodge	3	1	1	2	0
Andre Savard	3	1	1	2	2
Wayne Cashman	1	0	2	2	0
Dallas Smith	3	0	2	2	4
John Bucyk	3	1	0	1	0
Don Marcotte	3	1	0	1	0
Hank Nowak	3	1	0	1	0
Earl Anderson	3	0	1	1	0
Darryl Edestrand	3	0	1	1	7
Gilles Gilbert	3	0	1	1	0
Gary Doak	3	0	0	0	4
Dave Forbes	3	0	0	0	0
Terry O'Reilly	3	0	0	0	17

Goaltender	GP	MINS	W-L	GA	GAA
Gilles Gilbert	3	188	1-2	12	3.83

1975 NOTABLES:

- The Preliminary series vs. Chicago pits Phil Esposito against brother Tony for the third time. Tony prevails for the first time in three tries.
- April 8, 1975: Phil Esposito scores a hat trick against brother Tony in an 8-2 win over Chicago. It is Phil's second career playoff hat trick against his brother.

1976

Gm	Date	Opponent	Score
QF	Apr. 11	Los Angeles	W 4-0
	13	Los Angeles*	L 2-3
	15	at Los Angeles	L 4-6
	17	at Los Angeles	W 3-0
	20	Los Angeles	W 7-1
	22	at Los Angeles*	L 3-4
	25	Los Angeles	W 3-0
SF	Apr. 27	at Philadelphia	W 4-2
	29	at Philadelphia*	L 1-2
	May 2	Philadelphia	L 2-5
	4	Philadelphia	L 2-4
	6	at Philadelphia	L 3-6

Player	GP	G	A	PTS	PIM
Jean Ratelle	12	8	8	16	4
Gregg Sheppard	12	5	6	11	6
Brad Park	11	3	8	11	14
Ken Hodge	12	4	6	10	4
Bobby Schmautz	11	2	8	10	13
John Bucyk	12	2	7	9	0
Don Marcotte	12	2	4	6	8
Wayne Cashman	11	1	5	6	16
Andre Savard	12	1	4	5	9
Terry O'Reilly	12	3	1	4	25
Dallas Smith	11	2	2	4	19
Darryl Edestrand	12	1	3	4	23
Dave Forbes	12	1	1	2	5
Gary Doak	12	1	0	1	22
Joe Zanussi	4	0	1	1	2

Gordie Clark	1	0	0	0	0
Doug Halward	1	0	0	0	0
Al Sims	1	0	0	0	0
Ray Maluta	2	0	0	0	0
Steve Langdon	4	0	0	0	0
Gerry Cheevers	6	0	0	0	0
Gilles Gilbert	6	0	0	0	2
Hank Nowak	10	0	0	0	8
Mike Milbury	11	0	0	0	29

Goaltender	GP	MINS	W-L	GA	GAA
Gerry Cheevers	6	392	2-4	14	2.14
Gilles Gilbert	6	360	3-3	19	3.17

1976 NOTABLES:

- Gerry Cheevers and Gilles Gilbert combine for a team record three shutouts in one playoff year.
- April 13, 1976: Los Angeles' Butch Goring scores the fastest goal in Boston playoff overtime history, scoring at 0:27 to give the Kings a 3-2 victory.
- May 6, 1976: Philadelphia's Reggie Leach ties an NHL record with five goals in a 6-3 Flyers win over Boston in the final game of their Semi-Final series.

1977

Gm	Date	Opponent	Score
QF	Apr. 11	Los Angeles	W 8-3
	13	Los Angeles	W 6-2
	15	at Los Angeles	W 7-6
	17	at Los Angeles	L 4-7
	19	Los Angeles	L 1-3
	21	at Los Angeles	W 4-3
SF	Apr. 24	at Philadelphia*	W 4-3
	26	at Philadelphia*	W 5-4
	28	Philadelphia	W 2-1
	May 1	Philadelphia	W 3-0
F	May 7	at Montreal	L 3-7
	10	at Montreal	L 0-3
	12	Montreal	L 2-4
	14	Montreal*	L 1-2

Player	GP	G	A	PTS	PIM
Jean Ratelle	14	5	12	17	4
Bob Schmautz	14	11	1	12	10
Gregg Sheppard	14	5	7	12	8
Brad Park	14	2	10	12	4
Don Marcotte	14	5	6	11	10
Terry O'Reilly	14	5	6	11	28
Rick Middleton	13	5	4	9	0
Wayne Cashman	14	1	8	9	18
Rick Smith	14	0	9	9	14
Peter McNab	14	5	3	8	2
Stan Jonathan	14	4	2	6	24
Mike Milbury	13	2	2	4	47
John Wensink	13	0	3	3	8
Gary Doak	14	0	2	2	26
Matti Hagman	8	0	1	1	0
Dave Forbes	14	0	1	1	2
Gilles Gilbert	1	0	0	0	0
Earl Anderson	2	0	0	0	0
Al Sims	2	0	0	0	0
Darryl Edestrand	3	0	0	0	2
John Bucyk	5	0	0	0	0
Doug Halward	6	0	0	0	4
Gerry Cheevers	14	0	0	0	4

Goaltender	GP	MINS	W-L	GA	GAA
Gerry Cheevers	14	858	8-5	44	3.08
Gilles Gilbert	1	20	0-1	3	9.00

1977 NOTABLES:

- Bobby Schmautz ties a team record for goals in a playoff series, scoring eight times in the Quarter-Final series vs. Los Angeles.
- April 11, 1977: Bobby Schmautz sets a club record for goals in one playoff period, scoring a first period hat trick in an 8-3 win over Los Angeles. Jean Ratelle ties a club record for assists in a period with three in the first.
- April 15, 1977: Bobby Schmautz scores the fastest goal from the start of a period in team history, scoring at the 0:10 mark of the third period in a 7-6 win over Los Angeles.
- April 26, 1977: The Bruins and Flyers combine for the second-fastest four goals in league history, as Boston scored three goals and Philadelphia added one in a 1:38 span of the second period.

1978

Gm	Date	Opponent	Score
QF	Apr. 17	Chicago	W 6-1
	19	Chicago*	W 4-3
	21	at Chicago*	W 4-3
	23	at Chicago	W 5-2
SF	May 2	Philadelphia*	W 3-2
	4	Philadelphia	W 7-5
	7	at Philadelphia	L 1-3
	9	at Philadelphia	W 4-2
	11	Philadelphia	W 6-3
F	May 13	at Montreal	L 1-4
	16	at Montreal*	L 2-3
	18	Montreal	W 4-0
	21	Montreal*	W 4-3
	23	at Montreal	L 1-4
	25	Montreal	L 1-4

Player	GP	G	A	PTS	PIM
Brad Park	15	9	11	20	24
Peter McNab	15	8	11	19	2
Bobby Schmautz	15	7	8	15	11
Terry O'Reilly	15	5	10	15	40
Gregg Sheppard	15	2	10	12	6
John Bucyk	15	4	6	10	13
Jean Ratelle	15	3	7	10	0
Don Marcotte	15	5	4	9	8
Mike Milbury	15	1	8	9	27
Rick Middleton	15	5	2	7	0
Rick Smith	15	1	5	6	18
John Wensink	15	2	2	4	54
Bob Miller	13	0	3	3	15
Gary Doak	12	1	0	1	4
Dennis O'Brien	14	0	1	1	28
Stan Jonathan	15	0	1	1	36
Ron Grahame	4	0	0	0	0
Al Sims	8	0	0	0	0
Gerry Cheevers	12	0	0	0	6

Goaltender	GP	MINS	W-L	GA	GAA
Ron Grahame	4	202	2-1	7	2.08
Gerry Cheevers	12	731	8-4	35	2.87

1978 NOTABLES:

- The Bruins set a club record with four overtime wins in the post-season.
- Brad Park ties Bobby Orr's league record for goals by a defenseman in one playoff year with nine.

1979

Gm	Date	Opponent	Score
QF	Apr. 16	Pittsburgh	W 6-2
	18	Pittsburgh	W 4-3
	21	at Pittsburgh	W 2-1
	22	at Pittsburgh	W 4-1
SF	Apr. 26	at Montreal	L 2-4
	28	at Montreal	L 2-5
	May 1	Montreal	W 2-1
	3	Montreal*	W 4-3
	5	at Montreal	L 1-5
	8	Montreal	W 5-2
	10	at Montreal*	L 4-5

Player	GP	G	A	PTS	PIM
Jean Ratelle	11	7	6	13	2
Rick Middleton	11	4	8	12	0
Wayne Cashman	10	4	5	9	8
Don Marcotte	11	5	3	8	10
Peter McNab	11	5	3	8	0
Mike Milbury	11	1	7	8	7
Terry O'Reilly	11	0	6	6	25
Stan Jonathan	11	4	1	5	12
Brad Park	11	1	4	5	8
Bob Schmautz	11	2	2	4	6
Dwight Foster	11	1	3	4	0
Dick Redmond	11	1	3	4	2
Rick Smith	11	0	4	4	12
Bob Miller	11	1	1	2	8
Gary Doak	7	0	2	2	4
Al Sims	11	0	2	2	0
John Wensink	8	0	1	1	19
Al Secord	4	0	0	0	0
Gilles Gilbert	5	0	0	0	0
Gerry Cheevers	6	0	0	0	0

Goaltender	GP	MINS	W-L	GA	GAA
Gerry Cheevers	6	360	4-2	15	2.50

PLAYOFF SCORING & RESULTS



Gilles Gilbert 5 314 3-2 16 3.06

1980

Gm	Date	Opponent	Score
PS	Apr. 8	Pittsburgh	L 2-4
	10	Pittsburgh	W 4-1
	12	at Pittsburgh	L 1-4
	13	at Pittsburgh	W 8-3
	14	Pittsburgh	W 6-2
QF	Apr. 16	NY Islanders*	L 1-2
	17	NY Islanders*	L 4-5
	19	at NY Islanders	L 3-5
	21	at NY Islanders*	W 4-3
	22	NY Islanders	L 2-4

Player	GP	G	A	PTS	PIM
Peter McNab	10	8	6	14	2
Ray Bourque	10	2	9	11	27
Terry O'Reilly	10	3	6	9	69
Brad Park	10	3	6	9	4
Dwight Foster	9	3	5	8	2
Rick Middleton	10	4	2	6	5
Wayne Cashman	10	3	3	6	32
Bob Miller	10	3	2	5	4
Craig MacTavish	10	2	3	5	7
Don Marcotte	10	2	3	5	4
Dick Redmond	10	0	3	3	9
Al Secord	10	0	3	3	65
Rick Smith	6	1	1	2	2
Brad McCrimmon	10	1	1	2	28
Mike Milbury	10	0	2	2	50
Bobby Lalonde	4	0	1	1	2
Jean Ratelle	3	0	0	0	0
Gary Doak	4	0	0	0	0
John Wensink	4	0	0	0	5
Stan Jonathan	9	0	0	0	29
Gerry Cheevers	10	0	0	0	0

Goaltender	GP	MINS	W-L	GA	GAA
Gerry Cheevers	10	619	4-6	32	3.10

1980 NOTABLES:

- April 17, 1980: The Bruins and Islanders set a league record for penalty minutes in a period, combining for 248 PIM (124 each) in the first. The teams would finish with a combined 254 total in the 5-4 Islanders overtime win.
- April 21, 1980: Rick Middleton ties the game at 19:40 of the third period and Terry O'Reilly nets the game-winner at 17:13 of overtime for a 4-3 win at NY Islanders.

1981

Gm	Date	Opponent	Score
PS	Apr. 8	Minnesota*	L 4-5
	9	Minnesota	L 6-9
	11	at Minnesota	L 3-6

Player	GP	G	A	PTS	PIM
Don Marcotte	3	2	2	4	6
Mike O'Connell	3	1	3	4	2
Brad Park	3	1	3	4	11
Peter McNab	3	3	0	3	0
Bobby Lalonde	3	2	1	3	2
Terry O'Reilly	3	1	2	3	12
Keith Crowder	3	2	0	2	9
Dwight Foster	3	1	1	2	0
Mike Milbury	2	0	1	1	10
Ray Bourque	3	0	1	1	2
Wayne Cashman	3	0	1	1	0
Steve Kasper	3	0	1	1	0
Brad McCrimmon	3	0	1	1	2
Rick Middleton	3	0	1	1	2
Dick Redmond	3	0	1	1	2
Marco Baron	1	0	0	0	0
Mike Gillis	1	0	0	0	0
Stan Jonathan	3	0	0	0	30
Jean Ratelle	3	0	0	0	0
Rogie Vachon	3	0	0	0	0

Goaltender	GP	MINS	W-L	GA	GAA
Rogie Vachon	3	164	0-2	16	5.85
Marco Baron	1	20	0-1	3	9.00

1981 NOTABLES:

- April 9, 1981: Peter McNab takes the only Bruins penalty shot in team history, unsuccessful against Minnesota's Don

Beaupre.
 • April 11, 1981: The Bruins set a league record for shorthanded goals in a playoff game with three in a 6-3 loss in Minnesota. The North Stars also scored a shorthanded goal as the teams combined for an NHL mark of four in one game. Bobby Lalonde sets a league mark with two of the shorthanded goals.

1982

Gm	Date	Opponent	Score
DSF	Apr. 7	Buffalo	W 3-1
	8	Buffalo	W 7-3
	10	at Buffalo	L 2-5
	11	at Buffalo	W 5-2
DF	Apr. 15	Quebec	W 4-3
	16	Quebec	W 8-4
	18	at Quebec*	L 2-3
	19	at Quebec	L 2-7
	21	Quebec	L 3-4
	23	at Quebec*	W 6-5
	25	Quebec	L 1-2

Player	GP	G	A	PTS	PIM
Barry Pederson	11	7	11	18	2
Rick Middleton	11	6	9	15	0
Peter McNab	11	6	8	14	6
Terry O'Reilly	11	5	4	9	56
Steve Kasper	11	3	6	9	22
Bruce Crowder	11	5	3	8	9
Ray Bourque	9	1	5	6	16
Brad Park	11	1	4	5	4
Keith Crowder	11	2	2	4	14
Mike O'Connell	11	2	2	4	20
Don Marcotte	11	0	4	4	10
Mike Milbury	11	0	4	4	6
Tom Fergus	6	3	0	3	0
Mike Gillis	11	1	2	3	6
Larry Melnyk	11	0	3	3	40
Wayne Cashman	9	0	2	2	6
Dave Barr	5	1	0	1	0
Randy Hillier	8	0	1	1	16
Mike Moffat	11	0	1	1	8
Mike Krushelnyski	1	0	0	0	2
Rogie Vachon	1	0	0	0	0
Brad McCrimmon	2	0	0	0	2
Dick Redmond	2	0	0	0	0
Stan Jonathan	11	0	0	0	6

Goaltender	GP	MINS	W-L	GA	GAA
Rogie Vachon	1	20	0-0	1	3.00
Mike Moffat	11	663	6-5	38	3.44

1982 NOTABLES:

- Barry Pederson sets a club record for assists and points by a rookie in one post-season with 7-11=18 totals.
- April 8, 1982: Barry Pederson ties an NHL record with four points and ties a club record with three goals in the second period of a 7-3 win over Buffalo.
- April 11, 1982: Peter McNab ties an NHL record with four points and ties a club record with three assists in the second period of a 5-2 victory in Buffalo.

1983

Gm	Date	Opponent	Score
DSF	Apr. 5	Quebec*	W 4-3
	7	Quebec	W 4-2
	9	at Quebec	L 1-2
	10	at Quebec	W 2-1
DF	Apr. 14	Buffalo	L 4-7
	15	Buffalo	W 5-3
	17	at Buffalo	L 3-4
	18	at Buffalo	W 6-2
	20	Buffalo	W 9-0
	22	at Buffalo	L 3-5
	24	Buffalo*	W 3-2
SF	Apr. 26	NY Islanders	L 2-5
	28	NY Islanders	W 4-1
	30	at NY Islanders	L 3-7
	May 3	at NY Islanders	L 3-8
	5	NY Islanders	W 5-1
	7	at NY Islanders	L 4-8

Player	GP	G	A	PTS	PIM
Rick Middleton	17	11	22	33	6
Barry Pederson	17	14	18	32	21
Ray Bourque	17	8	15	23	10

Mike Krushelnyski	17	8	6	14	12
Brad Park	16	3	9	12	18
Peter McNab	15	3	5	8	4
Mike O'Connell	17	3	5	8	12
Keith Crowder	17	1	6	7	54
Gord Kluzak	17	1	4	5	54
Bruce Crowder	17	3	1	4	32
Craig MacTavish	17	3	1	4	18
Tom Fergus	15	2	2	4	15
Mike Gillis	12	1	3	4	2
Steve Kasper	12	2	1	3	10
Brad Palmer	7	1	0	1	0
Luc Dufour	17	1	0	1	30
Wayne Cashman	8	0	1	1	0
Marty Howe	12	0	1	1	9
Randy Hillier	3	0	0	0	4
Dave Barr	10	0	0	0	2
Larry Melnyk	11	0	0	0	9
Pete Peeters	17	0	0	0	8

Goaltender	GP	MINS	W-L	GA	GAA
Pete Peeters	17	1024	9-8	61	3.57

1983 NOTABLES:

- The Bruins tie a league record for most goals in a seven-game series, scoring 33 goals in their Division Final series vs. Buffalo.
- Rick Middleton sets league records for assists and points in a playoff series other than a Final with 5-14=19 totals in the Division Final vs. Buffalo. Barry Pederson's 16 points in that series were the second-most in NHL history in that category.
- Middleton's 22 assists and 33 points are club records for one playoff year.
- Mike Krushelnyski sets a club record for goals by a rookie in one playoff year with eight.
- April 5, 1983: The Bruins come back from an 0-3 second period deficit to beat Quebec by a 4-3 overtime score.
- April 18, 1983: Rick Middleton sets a club record for points in a playoff game with 2-4=6 totals in a 6-2 win in Buffalo.
- April 24, 1983: Brad Park scores at 1:52 of overtime to give the Bruins a 3-2 game seven win over Buffalo in their Division Final series.

1984

Gm	Date	Opponent	Score
DSF	Apr. 4	Montreal	L 1-2
	5	Montreal	L 1-3
	7	at Montreal	L 0-5

Player	GP	G	A	PTS	PIM
Tom Fergus	3	2	0	2	9
Ray Bourque	3	0	2	2	0
Barry Pederson	3	0	1	1	2
Craig MacTavish	1	0	0	0	0
Mike Krushelnyski	2	0	0	0	0
John Blum	3	0	0	0	4
Bruce Crowder	3	0	0	0	0
Keith Crowder	3	0	0	0	7
Brian Curran	3	0	0	0	7
Dave Donnelly	3	0	0	0	0
Mike Gillis	3	0	0	0	2
Steve Kasper	3	0	0	0	7
Gord Kluzak	3	0	0	0	0
Rick Middleton	3	0	0	0	0
Mike Milbury	3	0	0	0	12
Jim Nill	3	0	0	0	4
Mike O'Connell	3	0	0	0	0
Terry O'Reilly	3	0	0	0	14
Pete Peeters	3	0	0	0	2
Dave Silk	3	0	0	0	7

Goaltender	GP	MINS	W-L	GA	GAA
Pete Peeters	3	180	0-3	10	3.33

1985

Gm	Date	Opponent	Score
DSF	Apr. 10	at Montreal	W 5-3
	11	at Montreal	L 3-5
	13	Montreal	L 2-4
	14	Montreal	W 7-6
	16	at Montreal	L 0-1

Player	GP	G	A	PTS	PIM
Ken Linseman	5	4	6	10	8

PLAYOFF SCORING & RESULTS



Mike O'Connell	5	1	5	6	0
Keith Crowder	4	3	2	5	19
Charlie Simmer	5	2	2	4	2
Rick Middleton	5	3	0	3	0
Terry O'Reilly	5	1	2	3	9
Ray Bourque	5	0	3	3	4
Butch Goring	5	1	1	2	0
Geoff Courtnall	5	0	2	2	7
Steve Kasper	5	1	0	1	9
Dave Reid	5	1	0	1	0
Frank Simonetti	5	0	1	1	2
Dave Donnelly	1	0	0	0	0
Morris Lukowich	1	0	0	0	0
Nevin Markwart	1	0	0	0	0
Pete Peeters	1	0	0	0	0
Doug Keans	4	0	0	0	0
John Blum	5	0	0	0	13
Tom Fergus	5	0	0	0	4
Mike Milbury	5	0	0	0	10
Louis Sleigher	5	0	0	0	4
Mats Thelin	5	0	0	0	6

Goaltender	GP	MINS	W-L	GA	GAA
Doug Keans	4	240	2-2	15	3.75
Pete Peeters	1	60	0-1	4	4.00

1985 NOTABLES:

- April 14, 1985: The Bruins come back from a 1-4 second period deficit, including four goals in a 4:41 span, to take a 7-6 win over Montreal and force a deciding game five in their Division Semi-Final series. Ken Linseman ties a league record with four second period points (2-2=4) to lead the comeback.
- April 16, 1985: Montreal's Mats Naslund scores the series-clinching goal at 19:09 of the third period in a 1-0 Canadiens victory.

1986

Gm	Date	Opponent	Score
DSF	Apr. 9	at Montreal	L 1-3
	10	at Montreal	L 2-3
	12	Montreal	L 3-4

Player	GP	G	A	PTS	PIM
Randy Burridge	3	0	4	4	12
Keith Crowder	3	2	0	2	21
Gord Kluzak	3	1	1	2	16
Dwight Foster	3	0	2	2	2
Steve Kasper	3	1	0	1	4
Reed Larson	3	1	0	1	6
Barry Pederson	3	1	0	1	0
Ken Linseman	3	0	1	1	17
Dave Pasin	3	0	1	1	0
Mike Milbury	1	0	0	0	17
Pat Riggins	1	0	0	0	2
Louis Sleigher	1	0	0	0	14
Brian Curran	2	0	0	0	4
Jay Miller	2	0	0	0	17
Kraig Nienhuis	2	0	0	0	14
Bill Ranford	2	0	0	0	0
John Blum	3	0	0	0	6
Ray Bourque	3	0	0	0	0
Geoff Courtnall	3	0	0	0	2
Charlie Simmer	3	0	0	0	4
Frank Simonetti	3	0	0	0	0
Michael Thelven	3	0	0	0	0

Goaltender	GP	MINS	W-L	GA	GAA
Pat Riggins	1	60	0-1	3	3.00
Bill Ranford	2	120	0-2	7	3.50

1987

Gm	Date	Opponent	Score
DSF	Apr. 8	at Montreal	L 2-6
	9	at Montreal*	L 3-4
	11	Montreal	L 4-5
	12	Montreal	L 2-4

Player	GP	G	A	PTS	PIM
Cam Neely	4	5	1	6	8
Rick Middleton	4	2	2	4	0
Thomas Gradin	4	0	4	4	0
Ray Bourque	4	1	2	3	0
Ken Linseman	4	1	1	2	22
Tom McCarthy	4	1	1	2	4
Steve Kasper	3	0	2	2	0

Reed Larson	4	0	2	2	2
Randy Burridge	2	1	0	1	2
Keith Crowder	4	0	1	1	4
Charlie Simmer	1	0	0	0	2
Lyndon Byers	1	0	0	0	0
Geoff Courtnall	1	0	0	0	0
Doug Keans	2	0	0	0	4
Bill Ranford	2	0	0	0	0
Dave Reid	2	0	0	0	0
Dwight Foster	3	0	0	0	0
Bob Sweeney	3	0	0	0	0
Nevin Markwart	4	0	0	0	9
Frank Simonetti	4	0	0	0	6
Mike Milbury	4	0	0	0	4
Wade Campbell	4	0	0	0	11
Greg Johnston	4	0	0	0	0
Allen Pedersen	4	0	0	0	4

Goaltender	GP	MINS	W-L	GA	GAA
Bill Ranford	2	123	0-2	8	3.90
Doug Keans	2	120	0-2	11	5.50

1988

Gm	Date	Opponent	Score
DSF	Apr. 6	Buffalo	W 7-3
	7	Buffalo	W 4-1
	9	at Buffalo	L 2-6
	10	at Buffalo*	L 5-6
	12	Buffalo	W 5-4
	14	at Buffalo	W 5-2
DF	Apr. 18	at Montreal	L 2-5
	20	at Montreal	W 4-3
	22	Montreal	W 3-1
	24	Montreal	W 2-0
	26	at Montreal	W 4-1
SF	May 2	New Jersey	W 5-3
	4	New Jersey*	L 2-3
	6	at New Jersey	W 6-1
	8	at New Jersey	L 1-3
	10	New Jersey	W 7-1
	12	at New Jersey	L 3-6
	14	New Jersey	W 6-2
F	May 18	at Edmonton	L 1-2
	20	at Edmonton	L 2-4
	22	Edmonton	L 3-6
	24	Edmonton**	3-3
	26	at Edmonton	L 3-6

** - Game suspended (blackout). Statistics from this game are included in player totals but it is not an 'official' game played.

Player	GP	G	A	PTS	PIM
Ken Linseman	23	11	14	25	56
Ray Bourque	23	3	18	21	26
Cam Neely	23	9	8	17	51
Craig Janney	23	6	10	16	11
Bobby Joyce	23	8	6	14	18
Glen Wesley	23	6	8	14	22
Bob Sweeney	23	6	8	14	66
Steve Kasper	23	7	6	13	10
Gord Kluzak	23	4	8	12	59
Keith Crowder	23	3	9	12	44
Randy Burridge	23	2	10	12	14
Rick Middleton	19	5	5	10	4
Tom McCarthy	13	3	4	7	18
Moe Lemay	15	4	2	6	32
Michael Thelven	21	3	3	6	26
Willi Plett	17	2	4	6	74
Lyndon Byers	11	1	2	3	62
Greg Hawgood	3	1	0	1	0
Bruce Shoenbottom	4	1	0	1	42
Greg Johnston	3	0	1	1	2
John Blum	3	0	1	1	0
Reed Larson	8	0	1	1	6
Reggie Lemelin	17	0	1	1	2
Nevin Markwart	2	0	0	0	2
Andy Moog	7	0	0	0	0
Billy O'Dwyer	9	0	0	0	0
Jay Miller	12	0	0	0	124
Allen Pedersen	21	0	0	0	32

Goaltender	GP	MINS	W-L	GA	GAA
Reggie Lemelin	17	1027	11-6	45	2.63
Andy Moog	7	354	1-4	25	4.24

1988 NOTABLES:

- The Bruins return to the Stanley Cup Finals for the first time since 1978.

- The Bruins set two playoff power play goal records, with their 11 goals scored in the Semi-Final vs. New Jersey their most in one series and the 17 combined in the Division Semi-Final series vs. Buffalo (Boston, 6; Buffalo, 11) the most by both teams in one series.
- The Bruins set three club post-season penalty minute records in their Division Semi-Final series vs. Buffalo, taking 95 penalties, recording 308 penalty minutes and both teams combining for 611 PIM.
- Ray Bourque's 18 assists are the fourth-highest total by a defenseman in one post-season in league history.
- Bobby Joyce ties a club record for post-season goals by a rookie with eight.
- Jay Miller sets a club record for penalty minutes in one playoff year with 124.
- April 9, 1988: Buffalo's John Tucker takes the first playoff penalty shot against the Bruins since 1937, scoring against Andy Moog.
- April 26, 1988: Cam Neely and Steve Kasper score twice each and the Bruins clinch their Division Final series with a 4-1 win in Montreal. It is Boston's first post-season series win over Montreal since 1943.
- May 24, 1988: Game four of the Stanley Cup Final series vs. Edmonton becomes the game that was never officially played when a blown transformer in North Station causes a power outage in Boston Garden. NHL officials and representatives from both teams agree to play the game as a game seven should it become necessary. Player statistics from the game are included in player post-season totals.

1989

Gm	Date	Opponent	Score
DSF	Apr. 5	Buffalo	L 0-6
	6	Buffalo	W 5-3
	8	at Buffalo	W 4-2
	9	at Buffalo	W 3-2
	11	Buffalo	W 4-1
DF	Apr. 17	at Montreal	L 2-3
	19	at Montreal*	L 2-3
	21	Montreal	L 4-5
	23	Montreal	W 3-2
	25	at Montreal	L 2-3

Player	GP	G	A	PTS	PIM
Craig Janney	10	4	9	13	21
Cam Neely	10	7	2	9	8
Michael Thelven	10	1	7	8	8
Bobby Joyce	9	5	2	7	2
Randy Burridge	9	5	2	7	8
Bob Sweeney	10	2	4	6	19
Ray Neufeld	10	2	3	5	9
Ray Bourque	10	0	4	4	6
John Carter	10	1	2	3	6
Bob Carpenter	8	1	1	2	4
Bruce Shoenbottom	10	0	2	2	35
Greg Hawgood	10	0	2	2	2
Glen Wesley	10	0	2	2	4
Keith Crowder	10	0	2	2	37
Andy Brickley	10	0	2	2	0
Greg Johnston	10	1	0	1	6
Andy Moog	6	0	1	1	0
Garry Galley	9	0	1	1	33
Carl Mokosak	1	0	0	0	0
Robert Cimetta	1	0	0	0	15
Lyndon Byers	2	0	0	0	0
Reggie Lemelin	4	0	0	0	2
Allen Pedersen	10	0	0	0	2

Goaltender	GP	MINS	W-L	GA	GAA
Andy Moog	6	360	4-2	14	2.33
Reggie Lemelin	4	252	1-3	16	3.81

1989 NOTABLES:

- April 6, 1989: The Bruins come back from an 0-3 second period deficit vs. Buffalo for a 5-3 victory.
- April 23, 1989: The Bruins score the fastest two playoff goals in club history as Cam Neely and Michael Thelven tally twice in an 0:07 span in a 3-2 victory over Montreal.

1990

Gm	Date	Opponent	Score
DSF	Apr. 5	Hartford	L 3-4
	7	Hartford	W 3-1
	9	at Hartford	L 3-5
	11	at Hartford	W 6-5
	13	Hartford	W 3-2

PLAYOFF SCORING & RESULTS



DF	Apr.	15	at Hartford*	L	2-3
		17	Hartford	W	3-1
		19	Montreal	W	1-0
		21	Montreal*	W	5-4
		23	at Montreal	W	6-3
SF	May	25	at Montreal	L	1-4
		27	Montreal	W	3-1
		3	Washington	W	5-3
		5	Washington	W	3-0
		7	at Washington	W	4-1
F	May	9	at Washington	W	3-2
		15	Edmonton*	L	2-3
		18	Edmonton	L	2-7
		20	at Edmonton	W	2-1
		22	at Edmonton	L	1-5
		24	Edmonton	L	1-4

Player	GP	G	A	PTS	PIM
Cam Neely	21	12	16	28	51
Craig Janney	18	3	19	22	2
Ray Bourque	17	5	12	17	16
Randy Burridge	21	4	11	15	14
Dave Poulin	1	8	5	13	8
Brian Propp	20	4	9	13	2
Bob Carpenter	21	4	6	10	39
John Carter	21	6	3	9	45
Glen Wesley	21	2	6	8	36
Garry Galley	21	3	3	6	34
Don Sweeney	21	1	5	6	18
Dave Christian	21	4	1	5	4
Greg Hawgood	15	1	3	4	12
John Byce	8	2	0	2	2
Bob Beers	14	1	1	2	18
Bob Sweeney	20	0	2	2	30
Greg Johnston	5	1	0	1	4
Lyndon Byers	17	1	0	1	12
Jim Wiemer	8	0	1	1	4
Peter Douris	8	0	1	1	5
Lou Crawford	1	0	0	0	0
Billy O'Dwyer	1	0	0	0	2
Andy Brickley	2	0	0	0	0
Reggie Lemelin	3	0	0	0	0
Bobby Gould	17	0	0	0	4
Andy Moog	20	0	0	0	6
Allen Pedersen	21	0	0	0	41

Goaltender	GP	MINS	W-L	GA	GAA
Andy Moog	20	1196	13-7	44	2.21
Reggie Lemelin	3	136	0-1	13	5.74

1990 NOTABLES:

- The Bruins set a team record for wins in one post-season with a 13-8 record overall and tie the club mark for home playoff wins with an 8-4 home mark.
- The Bruins face two penalty shots in the same post-season for the first time in their history with Andy Moog stopping Washington's Kelly Miller on May 3 in the Conference Final and Reggie Lemelin stopping Edmonton's Petr Klima on May 18 in the Stanley Cup Final.
- April 11, 1990: The Bruins prevent the Whalers from going up 3-1 in their Division Semi-Final series as they come back from a 2-5 third period deficit to score four straight goals and even the series at two games apiece with a 6-5 win.
- May 3, 1990: Cam Neely scores in a 5-3 win over Washington to become Boston's all-time playoff goal leader.
- May 15, 1990: The Bruins and Oilers play the longest game in Stanley Cup Finals history as Edmonton's Petr Klima scores at 15:13 of the third overtime period to give the Oilers a 3-2 win after 115:13 of play.
- May 20, 1990: John Byce ties the NHL record for fastest goal at the start of a playoff game, scoring just 0:10 into the first period in a 2-1 win in Edmonton.

1991

Gm	Date	Opponent	Score
DSF	Apr.	3 Hartford	L 2-5
		5 Hartford	W 4-3
		7 at Hartford	W 6-3
		9 at Hartford	L 3-4
		11 Hartford	W 6-1
DF	Apr.	13 at Hartford	W 3-1
		17 Montreal	W 2-1
		19 Montreal*	L 3-4
		21 at Montreal	W 3-2
		23 at Montreal	L 2-6
		25 Montreal	W 4-1
		27 at Montreal*	L 2-3
		29 Montreal	W 2-1

SF	May	1 Pittsburgh	W 6-3
		3 Pittsburgh*	W 5-4
		5 at Pittsburgh	L 1-4
		7 at Pittsburgh	L 1-4
		9 Pittsburgh	L 2-7
		11 at Pittsburgh	L 3-5



Ray Bourque became Boston's all-time leading playoff scorer on April 21, 1991.

Player	GP	G	A	PTS	PIM
Ray Bourque	19	7	18	25	12
Craig Janney	18	4	18	22	11
Cam Neely	19	16	4	20	36
Vladimir Ruzicka	17	2	11	13	0
Dave Christian	19	8	4	12	4
Glen Wesley	19	2	9	11	19
Ken Hodge	15	4	6	10	6
Dave Poulin	16	0	9	9	20
Petri Skriko	18	4	4	8	4
Bob Sweeney	17	4	2	6	45
Garry Galley	16	1	5	6	17
Jeff Lazaro	19	3	2	5	30
Jim Wiemer	16	1	3	4	14
Don Sweeney	19	3	0	3	25
Randy Burridge	19	0	3	3	39
Chris Nilan	19	0	2	2	62
Nevin Markwart	12	1	0	1	22
Bob Carpenter	1	0	1	1	2
Stephane Quintal	3	0	1	1	7
Peter Douris	7	0	1	1	6
Lyndon Byers	1	0	0	0	10
Chris Winnes	1	0	0	0	0
Wes Walz	2	0	0	0	0
Reggie Lemelin	2	0	0	0	0
Bob Beers	6	0	0	0	4
Allen Pedersen	8	0	0	0	10
Ron Hoover	8	0	0	0	18
Ken Hammond	8	0	0	0	10
Andy Moog	19	0	0	0	4

Goaltender	GP	MINS	W-L	GA	GAA
Reggie Lemelin	2	32	0-0	0	0.00
Andy Moog	19	1134	10-9	60	3.17

1991 NOTABLES:

- The Bruins set a club record with 24 power play goals in this post-season.
- Cam Neely ties an NHL record with nine power play goals in one post-season. His 16 goals overall are a team record.
- Ray Bourque's 18 assists tie his own mark of the fourth-highest total by a defenseman in one post-season in league history. His 7-18=25 totals in the playoffs are the most ever by a Bruins defenseman.
- April 11, 1991: The Bruins tie a league record with four power play goals in the third period in a 6-1 win over Hartford. Their six goals overall in the third period are the most in team history.
- April 21, 1991: Ray Bourque has an assist in a 3-2 win in Montreal to become Boston's all-time leading playoff scorer.
- April 25, 1991: Cam Neely scores the fastest two goals by one player in team history, scoring at 7:58 and 8:09 of the third period in a 4-1 win over Montreal. He finishes with his second hat trick of this post-season, tying Phil Esposito's club mark for one playoff year.

1992

Gm	Date	Opponent	Score
DSF	Apr.	19 Buffalo	L 2-3
		21 Buffalo*	W 3-2
		23 at Buffalo	W 3-2
		25 at Buffalo*	W 5-4
		27 Buffalo	L 0-2

DF	Apr.	29 at Buffalo	L 3-9
		1 Buffalo	W 3-2
		3 at Montreal	W 6-4
		5 at Montreal*	W 3-2
		7 Montreal	W 3-2
SF	May	9 Montreal	W 2-0
		17 at Pittsburgh*	L 3-4
		19 at Pittsburgh	L 2-5
		21 Pittsburgh	L 1-5
		23 Pittsburgh	L 1-5

Player	GP	G	A	PTS	PIM
Adam Oates	15	5	14	19	4
Joe Juneau	15	4	8	12	21
Ray Bourque	12	3	6	9	12
Ted Donato	15	3	4	7	4
Dave Reid	15	2	5	7	4
Glen Murray	15	4	2	6	10
Dave Poulin	15	3	3	6	22
Glen Wesley	15	2	4	6	16
Peter Douris	7	2	3	5	0
Vladimir Ruzicka	13	2	3	5	2
Steve Leach	15	4	0	4	10
Jim Wiemer	15	1	3	4	14
Gord Hynes	12	1	2	3	6
Steve Heinze	7	0	3	3	17
Brent Hughes	10	2	0	2	20
Bob Sweeney	14	1	0	1	25
Gord Murphy	15	1	0	1	12
Bob Carpenter	8	0	1	1	6
Jeff Lazaro	9	0	1	1	2
Andy Moog	15	0	1	1	17
Bob Beers	1	0	0	0	0
Clark Donatelli	2	0	0	0	0
Reggie Lemelin	2	0	0	0	0
Matt Hervey	5	0	0	0	4
Lyndon Byers	5	0	0	0	12
Don Sweeney	15	0	0	0	10

Goaltender	GP	MINS	W-L	GA	GAA
Andy Moog	15	866	8-7	46	3.19
Reggie Lemelin	2	54	0-0	3	3.33

1992 NOTABLES:

- Andy Moog sets a club record for penalty minutes by a goaltender in one playoff year with 17.
- April 21, 1992: Adam Oates scores the unassisted game-winning goal at 11:14 of overtime directly off of the face-off drop.

1993

Gm	Date	Opponent	Score
DSF	Apr.	18 Buffalo*	L 4-5
		20 Buffalo	L 0-4
		22 at Buffalo*	L 3-4
		24 at Buffalo*	L 5-6

Player	GP	G	A	PTS	PIM
Adam Oates	4	0	9	9	4
Joe Juneau	4	2	4	6	6
Cam Neely	4	4	1	5	4
Steve Leach	4	1	1	2	2
Dave Poulin	4	1	1	2	10
Steve Heinze	4	1	1	2	2
Ray Bourque	4	1	0	1	2
Peter Douris	4	1	0	1	0
Bryan Smolinski	4	1	0	1	2
David Shaw	4	0	1	1	6
Ted Donato	4	0	1	1	0
Brent Hughes	1	0	0	0	2
Jim Wiemer	1	0	0	0	4
John Blue	2	0	0	0	0
Andy Moog	3	0	0	0	0
Tim Sweeney	3	0	0	0	0
Stephane Richer	3	0	0	0	0
Darin Kimble	4	0	0	0	2
Gordie Roberts	4	0	0	0	6
Don Sweeney	4	0	0	0	4
Glen Wesley	4	0	0	0	0
Dmitri Kvartalnov	4	0	0	0	0

Goaltender	GP	MINS	W-L	GA	GAA
John Blue	2	96	0-1	5	3.13
Andy Moog	3	161	0-3	14	5.22

PLAYOFF SCORING & RESULTS



1994

Gm	Date	Opponent	Score
CQF	Apr. 16	Montreal	W 3-2
	18	Montreal	L 2-3
	21	at Montreal	W 6-3
	23	at Montreal	L 2-5
	25	Montreal*	L 1-2
	27	at Montreal	W 3-2
	29	Montreal	W 5-3
CSF	May 1	at New Jersey	W 2-1
	3	at New Jersey*	W 6-5
	5	New Jersey	L 2-4
	7	New Jersey*	L 4-5
	9	at New Jersey	L 0-2
	11	New Jersey	L 3-5

Player	GP	G	A	PTS	PIM
Adam Oates	13	3	9	12	8
Ray Bourque	13	2	8	10	0
Bryan Smolinski	13	5	4	9	4
Glen Murray	13	4	5	9	14
Jozef Stumpel	13	1	7	8	4
Ted Donato	13	4	2	6	10
Glen Wesley	13	3	3	6	12
Mariusz Czerkawski	13	3	3	6	4
Steve Heinze	13	2	3	5	7
Al Iafate	13	3	1	4	6
Don Sweeney	12	2	1	3	4
Fred Knipscheer	12	2	1	3	6
Brent Hughes	13	2	1	3	27
Dave Reid	13	2	1	3	2
David Shaw	13	1	2	3	16
Cam Stewart	8	0	3	3	7
Steve Leach	5	0	1	1	2
Daniel Marois	11	0	1	1	16
Gordie Roberts	12	0	1	1	8
Glen Featherstone	1	0	0	0	0
Vincent Riendeau	2	0	0	0	0
Jamie Huscroft	4	0	0	0	9
Jon Casey	11	0	0	0	0

Goaltender	GP	MINS	W-L	GA	GAA
Jon Casey	11	698	5-6	34	2.92
Vincent Riendeau	2	120	1-1	8	4.00

1994 NOTABLES:

• April 25, 1994: The Bruins set a modern team record with 61 shots on goal in a 2-1 overtime loss to Montreal.

1995

Gm	Date	Opponent	Score
CQF	May 7	New Jersey	L 0-5
	8	New Jersey	L 0-3
	10	at New Jersey	W 3-2
	12	at New Jersey*	L 0-1
	14	New Jersey	L 2-3

Player	GP	G	A	PTS	PIM
Ray Bourque	5	0	3	3	0
Cam Neely	5	2	0	2	2
Mariusz Czerkawski	5	1	0	1	0
Mats Naslund	5	1	0	1	0
Adam Oates	5	1	0	1	2
David Shaw	5	0	1	1	4
Bryan Smolinski	5	0	1	1	4
Craig Billington	1	0	0	0	0
Glen Murray	2	0	0	0	2
Guy Larose	4	0	0	0	0
Fred Knipscheer	4	0	0	0	0
Alexei Kasatonov	5	0	0	0	2
Dave Reid	5	0	0	0	0
Brent Hughes	5	0	0	0	4
Ted Donato	5	0	0	0	4
Jozef Stumpel	5	0	0	0	0
Steve Heinze	5	0	0	0	0
Jamie Huscroft	5	0	0	0	11
Don Sweeney	5	0	0	0	4
Jon Rohloff	5	0	0	0	6
Blaine Lacher	5	0	0	0	0

Goaltender	GP	MINS	W-L	GA	GAA
Craig Billington	1	25	0-0	1	2.40
Blaine Lacher	5	283	1-4	12	2.54

1996

Gm	Date	Opponent	Score
CQF	Apr. 17	at Florida	L 3-6
	22	at Florida	L 2-6
	24	Florida	L 2-4
	25	Florida	W 6-2
	27	at Florida	L 3-4

Player	GP	G	A	PTS	PIM
Adam Oates	5	2	5	7	2
Ray Bourque	5	1	6	7	2
Rick Tocchet	5	4	0	4	21
Sandy Moger	5	2	2	4	12
Shawn McEachern	5	2	1	3	8
Ted Donato	5	1	2	3	2
Jon Rohloff	5	1	2	3	2
Jozef Stumpel	5	1	2	3	0
Steve Heinze	5	1	1	2	4
Todd Elik	4	0	2	2	16
Dave Reid	5	0	2	2	6
Don Sweeney	5	0	2	2	6
Cam Stewart	5	1	0	1	2
John Gruden	3	0	1	1	0
Marc Potvin	5	0	1	1	18
Craig Billington	1	0	0	0	2
Tim Sweeney	1	0	0	0	2
Steve Staios	3	0	0	0	0
Dean Chynoweth	4	0	0	0	24
Bill Ranford	4	0	0	0	0
Ron Sutter	5	0	0	0	8
Kyle McLaren	5	0	0	0	14

Goaltender	GP	MINS	W-L	GA	GAA
Bill Ranford	4	240	1-3	16	4.02
Craig Billington	1	60	0-1	6	6.00

1996 NOTABLES:

• The Bruins make their NHL-record 29th straight playoff appearance. Their streak would end with the 1996-97 season.
 • A concert scheduled for Miami Arena necessitates five days between games one and two of the Conference Quarter-Final series.

1998

Gm	Date	Opponent	Score
CQF	Apr. 22	at Washington	L 1-3
	24	at Washington*	W 4-3
	26	Washington*	L 2-3
	28	Washington	L 0-3
	May 1	at Washington	W 4-0
	3	Washington*	L 2-3

Player	GP	G	A	PTS	PIM
Jason Allison	6	2	6	8	4
Sergei Samsonov	6	2	5	7	0
Ray Bourque	6	1	4	5	2
Dmitri Khristich	6	2	2	4	2
Darren Van Impe	6	2	1	3	0
Anson Carter	6	1	1	2	0
Rob DiMaio	6	1	0	1	8
Kyle McLaren	6	1	0	1	4
P. J. Axelsson	6	1	0	1	0
Mike Sullivan	6	0	1	1	2
Dave Ellett	6	0	1	1	6
Landon Wilson	1	0	0	0	0
Ted Donato	5	0	0	0	2
Ken Baumgartner	6	0	0	0	14
Grant Ledyard	6	0	0	0	2
Byron Dafoe	6	0	0	0	0
Steve Heinze	6	0	0	0	6
Tim Taylor	6	0	0	0	10
Hal Gill	6	0	0	0	4
Joe Thornton	6	0	0	0	9

Goaltender	GP	MINS	W-L	GA	GAA
Byron Dafoe	6	422	2-4	14	1.99

1999

Gm	Date	Opponent	Score
CQF	Apr. 22	at Carolina	W 2-0
	24	at Carolina*	L 2-3
	26	Carolina	L 2-3
	28	Carolina	W 4-1
	30	at Carolina*	W 4-3
	May 2	Carolina	W 2-0

CSF	May	6	Buffalo	W	4-2
		9	Buffalo	L	1-3
		12	at Buffalo	L	2-3
		14	at Buffalo	L	0-3
		16	Buffalo	W	5-3
		18	at Buffalo	L	2-3

Player	GP	G	A	PTS	PIM
Jason Allison	12	2	9	11	6
Ray Bourque	12	1	9	10	14
Joe Thornton	11	3	6	9	4
Steve Heinze	12	4	3	7	0
Anson Carter	12	4	3	7	0
Dmitri Khristich	12	3	4	7	6
Sergei Samsonov	11	3	1	4	0
Don Sweeney	11	3	0	3	6
Darren Van Impe	11	1	2	3	4
Tim Taylor	12	0	3	3	8
Kyle McLaren	12	0	3	3	10
Rob DiMaio	12	2	0	2	8
Mattias Timander	4	1	1	2	2
Landon Wilson	8	1	1	2	8
P. J. Axelsson	12	1	1	2	4
Ken Belanger	12	1	0	1	16
Eric Nickulas	1	0	0	0	2
Cameron Mann	1	0	0	0	0
Randy Robitaille	1	0	0	0	0
Grant Ledyard	2	0	0	0	2
Ken Baumgartner	3	0	0	0	0
Dave Ellett	8	0	0	0	4
Byron Dafoe	12	0	0	0	2
Shawn Bates	12	0	0	0	4
Hal Gill	12	0	0	0	14

Goaltender	GP	MINS	W-L	GA	GAA
Byron Dafoe	12	768	6-6	26	2.03

2002

Gm	Date	Opponent	Score
CQF	Apr. 18	Montreal	L 2-5
	21	Montreal	W 6-4
	23	at Montreal	L 3-5
	25	at Montreal	W 5-2
	27	Montreal	L 1-2
	29	at Montreal	L 1-2

Player	GP	G	A	PTS	PIM
Bill Guerin	6	4	2	6	6
Joe Thornton	6	2	4	6	10
Brian Rolston	6	4	1	5	0
Glen Murray	6	1	4	5	4
Sergei Samsonov	6	2	2	4	0
P. J. Axelsson	6	2	1	3	6
Martin Lapointe	6	1	2	3	12
Nick Boynton	6	1	2	3	8
Rob Zamuner	6	0	2	2	4
Sean O'Donnell	6	0	2	2	4
Jozef Stumpel	6	0	2	2	0
P. J. Stock	6	1	0	1	19
Hal Gill	6	0	1	1	2
Don Sweeney	6	0	1	1	2
Marty McInnis	6	0	1	1	0
Dennis Bonvie	1	0	0	0	0
Jonathan Girard	1	0	0	0	2
Mike Knuble	2	0	0	0	0
Jeff Norton	3	0	0	0	5
Jamie Rivers	3	0	0	0	0
Sean Brown	4	0	0	0	2
Kyle McLaren	4	0	0	0	20
Byron Dafoe	6	0	0	0	0

Goaltender	GP	MINS	W-L	GA	GAA
Byron Dafoe	6	357	2-4	19	3.19

2003

Gm	Date	Opponent	Score
CQF	Apr. 9	at New Jersey	L 1-2
	11	at New Jersey	L 2-4
	13	New Jersey	L 0-3
	15	New Jersey	W 5-1
	17	at New Jersey	L 0-3

Player	GP	G	A	PTS	PIM
Dan McGillis	5	3	0	3	2
Joe Thornton	5	1	2	3	4
Glen Murray	5	1	1	2	4
Brian Rolston	5	0	2	2	0

PLAYOFF SCORING & RESULTS



Jozef Stumpel	5	0	2	2	0
Mike Knuble	5	0	2	2	2
Sergei Samsonov	5	0	2	2	0
Bryan Berard	3	1	0	1	2
Marty McInnis	5	1	0	1	2
Martin Lapointe	5	1	0	1	14
Jonathan Girard	2	0	1	1	0
Don Sweeney	5	0	1	1	0
Ian Moran	5	0	1	1	4
Nick Boynton	5	0	1	1	4
Steve Shields	2	0	0	0	0
Jeff Hackett	3	0	0	0	0
Rob Zamuner	5	0	0	0	4
Michal Grosek	5	0	0	0	13
Hal Gill	5	0	0	0	4
P. J. Axelsson	5	0	0	0	6
Lee Goren	5	0	0	0	5

Goaltender	GP	MINS	W-L	GA	GAA
Jeff Hackett	3	179	1-2	5	1.68
Steve Shields	2	119	0-2	6	3.03

2003 NOTABLES:

- April 15, 2003: The Bruins and Devils combine for two goals in 0:08 of the third period in a 5-1 Bruins win. It is a team record for fastest two goals by both teams.

2004

Gm	Date	Opponent	Score
CQF	Apr. 7	Montreal	W 3-0
	9	Montreal*	W 2-1
	11	at Montreal	L 2-3
	13	at Montreal*	W 4-3
	15	Montreal	L 1-5
	17	at Montreal	L 2-5
	19	Montreal	L 0-2

Player	GP	G	A	PTS	PIM
Sergei Samsonov	7	2	5	7	0
Michael Nylander	6	3	3	6	0
Sergei Gonchar	7	1	4	5	4
Patrice Bergeron	7	1	3	4	0
Glen Murray	7	2	1	3	8
Mike Knuble	7	2	0	2	0
Jiri Slegr	7	1	1	2	0
Nick Boynton	7	0	2	2	2
Andy Hilbert	5	1	0	1	0
Brian Rolston	7	1	0	1	8
Hal Gill	7	0	1	1	4
Travis Green	7	0	1	1	8
Craig MacDonald	1	0	0	0	0
Ted Donato	2	0	0	0	0
Dan McGillis	7	0	0	0	2
P. J. Axelsson	7	0	0	0	4
Rob Zamuner	7	0	0	0	0
Joe Thornton	7	0	0	0	14
Martin Lapointe	7	0	0	0	14
Sean O'Donnell	7	0	0	0	0
Andrew Raycroft	7	0	0	0	2

Goaltender	GP	MINS	W-L	GA	GAA
Andrew Raycroft	7	447	3-4	16	2.15

2004 NOTABLES:

- April 7, 2004: Andrew Raycroft records a 3-0 shutout over Montreal, becoming the first Boston rookie goaltender since Cecil "Tiny" Thompson on March 19, 1929 to record a shutout in his first NHL playoff game.
- April 9, 2004: Patrice Bergeron becomes just the fourth Bruin in team history to score his first career playoff goal with an overtime tally in a 2-1 win over Montreal.
- April 13, 2004: Mike Knuble scores the game-tying goal at 19:29 of the third period and Glen Murray nets the overtime score to give Boston a 4-3 win in Montreal.

2008

Gm	Date	Opponent	Score
CQF	Apr. 10	at Montreal	L 1-4
	12	at Montreal*	L 2-3
	13	Montreal*	W 2-1
	15	Montreal	L 0-1
	17	at Montreal	W 5-1
	19	Montreal	W 5-4
	21	at Montreal	L 0-5

Player	GP	G	A	PTS	PIM
Marc Savard	7	1	5	6	6
David Krejci	7	1	4	5	2
Phil Kessel	4	3	1	4	2
Marco Sturm	7	2	2	4	6
Peter Schaefer	7	1	3	4	0
Andrew Ference	7	0	4	4	6
Dennis Wideman	6	0	3	3	0
Vladimir Sobotka	6	2	0	2	0
Milan Lucic	7	2	0	2	4
Shane Hnidy	7	1	1	2	9
Zdeno Chara	7	1	1	2	12
Petteri Nokelainen	7	0	2	2	4
Glen Metropolit	7	1	0	1	4
Aaron Ward	6	0	1	1	6
Mark Stuart	7	0	1	1	8
Andrew Alberts	2	0	0	0	0
Jeremy Reich	4	0	0	0	8
P. J. Axelsson	7	0	0	0	2
Shawn Thornton	7	0	0	0	6
Glen Murray	7	0	0	0	2
Tim Thomas	7	0	0	0	0

Goaltender	GP	MINS	W-L	GA	GAA
Tim Thomas	7	431	3-4	19	2.65

2008 NOTABLES:

- April 13, 2008: Marc Savard becomes just the fifth Bruin in team history to score his first career playoff goal with an overtime tally in a 2-1 win over Montreal. The win snapped an 0-12-1 winless streak vs. the Canadiens (regular season and playoffs).
- April 19, 2008: The Bruins score four goals in the third period for a 5-4 win over Montreal. It is the first time in their playoff history that Boston has forced a game seven after trailing a series one game to three.

2009

Gm	Date	Opponent	Score
CQF	Apr. 16	Montreal	W 4-2
	18	Montreal	W 5-1
	20	at Montreal	W 4-2
	22	at Montreal	W 4-1
CSF	May 1	Carolina	W 4-1
	3	Carolina	L 0-3
	5	at Carolina*	L 2-3
	7	at Carolina	L 1-4
	10	Carolina	W 4-0
	12	at Carolina	W 4-2
	14	Carolina*	L 2-3

Player	GP	G	A	PTS	PIM
Marc Savard	11	6	7	13	4
Michael Ryder	11	5	8	13	8
Phil Kessel	11	6	5	11	4
Milan Lucic	10	3	6	9	31
David Krejci	11	2	6	8	2
Chuck Kobasew	11	3	3	6	14
Mark Recchi	11	3	3	6	2
Dennis Wideman	11	0	6	6	2
Patrice Bergeron	11	0	5	5	11
Zdeno Chara	11	1	3	4	12
Steve Montador	11	1	2	3	18
Byron Bitz	5	1	1	2	2
Shane Hnidy	7	1	0	1	0
Shawn Thornton	10	1	0	1	6
Aaron Ward	11	1	0	1	2
P. J. Axelsson	11	0	1	1	2
Tim Thomas	11	0	1	1	0
Stephane Yelle	11	0	1	1	2
Mark Stuart	11	0	1	1	7
Matt Hunwick	1	0	0	0	0
Andrew Ference	3	0	0	0	4
Blake Wheeler	8	0	0	0	0

Goaltender	GP	MINS	W-L	GA	GAA
Tim Thomas	11	681	7-4	21	1.85

2009 NOTABLES:

- Tim Thomas finishes with the league's best post-season goals against average at 1.85 and second-best save percentage at .935.
- April 22, 2009: The Bruins complete their four-game sweep of Montreal with a 4-1 win. It is their first series sweep since the 1992 Division Final vs. the Canadiens.
- May 12, 2009: The Bruins take a 4-2 win in Carolina to force a game seven for just the second time in their history

when they had trailed 1-3 in a series.

2010

Gm	Date	Opponent	Score
CQF	Apr. 15	at Buffalo	L 1-2
	17	at Buffalo	W 5-3
	19	Buffalo	W 2-1
	21	Buffalo*	W 3-2
	23	at Buffalo	L 1-4
	26	Buffalo	W 4-3
CSF	May 1	Philadelphia*	W 5-4
	3	Philadelphia	W 3-2
	5	at Philadelphia	W 4-1
	7	at Philadelphia*	L 4-5
	10	Philadelphia	L 0-4
	12	at Philadelphia	L 1-2
	14	Philadelphia	L 3-4

Player	GP	G	A	PTS	PIM
Dennis Wideman	13	1	11	12	4
Patrice Bergeron	13	4	7	11	2
Mark Recchi	13	6	4	10	6
Miroslav Satan	13	5	5	10	16
Milan Lucic	13	5	4	9	19
David Krejci	9	4	4	8	2
Zdeno Chara	13	2	5	7	29
Johnny Boychuk	13	2	4	6	4
Blake Wheeler	13	1	5	6	6
Matt Hunwick	13	0	6	6	2
Michael Ryder	13	4	1	5	2
Marc Savard	7	1	2	3	10
Vladimir Sobotka	13	0	2	2	15
Daniel Paille	13	0	2	2	2
Steve Begin	13	1	0	1	10
Andrew Ference	13	0	1	1	18
Tuukka Rask	13	0	1	1	0
Trent Whitfield	4	0	0	0	0
Mark Stuart	4	0	0	0	6
Marco Sturm	7	0	0	0	4
Adam McQuaid	9	0	0	0	6
Shawn Thornton	10	0	0	0	4

Goaltender	GP	MINS	W-L	GA	GAA
Tuukka Rask	13	830	7-6	36	2.60

2010 NOTABLES:

- The Bruins advance to the second round of post-season play in consecutive years for the first time since 1991 and 1992.
- April 15, 2010: The Bruins take 24 second period shots in a 2-1 loss in Buffalo. It is the second-highest number of shots they have taken in a playoff period.
- April 21, 2010: Miroslav Satan ends the 13th longest game in Boston playoff history with a goal at 27:41 of overtime and a 3-2 victory over the Sabres. Tuukka Rask assists on the overtime score, becoming just the second goaltender in NHL history to assist on an overtime goal.
- May 10, 2010: Philadelphia's Brian Boucher and Michael Leighton share a 4-0 shutout. It is the first shared shutout in an NHL playoff game since Mar. 22, 1955 (Montreal vs. Boston).
- May 12, 2010: Tuukka Rask stops Philadelphia's Ville Leino on a penalty shot. It is the first penalty shot in a Boston playoff game since May 18, 1990.
- May 14, 2010: The Flyers overcome an 0-3 first period deficit to take a 4-3 win in game seven of their Conference Semi-Final series. They are just the third team in NHL history to win a playoff series in which they trailed three games to none.

2011

Gm	Date	Opponent	Score
CQF	Apr. 14	Montreal	L 0-2
	16	Montreal	L 1-3
	18	at Montreal	W 4-2
	21	at Montreal*	W 5-4
	23	Montreal*	W 2-1
	26	at Montreal	L 1-2
	27	Montreal*	W 4-3
CSF	Apr. 30	at Philadelphia	W 7-3
	May 2	at Philadelphia*	W 3-2
	4	Philadelphia	W 5-1
	6	Philadelphia	W 5-1
CF	May 14	Tampa Bay	L 2-5
	17	Tampa Bay	W 6-5
	19	at Tampa Bay	W 2-0

PLAYOFF SCORING & RESULTS



	May	21	at Tampa Bay	L	3-5
		23	Tampa Bay	W	3-1
		25	at Tampa Bay	L	4-5
		27	Tampa Bay	W	1-0
F	June	1	at Vancouver	L	0-1
		4	at Vancouver*	L	2-3
		6	Vancouver	W	8-1
		8	Vancouver	W	4-0
		10	at Vancouver	L	0-1
		13	Vancouver	W	5-2
		15	at Vancouver	W	4-0

Player	GP	G	A	PTS	PIM
David Krejci	25	12	11	23	10
Patrice Bergeron	23	6	14	20	28
Brad Marchand	25	11	8	19	40
Nathan Horton	21	8	9	17	35
Michael Ryder	25	8	9	17	8
Mark Recchi	25	5	9	14	8
Chris Kelly	25	5	8	13	6
Milan Lucic	25	5	7	12	63
Rich Peverley	25	4	8	12	17
Dennis Seidenberg	25	1	10	11	31
Tomas Kaberle	25	0	11	11	4
Andrew Ference	25	4	6	10	37
Johnny Boychuk	25	3	6	9	12
Zdeno Chara	24	2	7	9	34
Tyler Seguin	13	3	4	7	2
Daniel Paille	25	3	3	6	4
Gregory Campbell	25	1	3	4	4
Adam McQuaid	23	0	4	4	14
Shawn Thornton	18	0	1	1	24
Shane Hnidy	3	0	0	0	7
Tim Thomas	25	0	0	0	4

Goaltender	GP	MINS	W-L	GA	GAA
Tim Thomas	25	1542	16-9	51	1.98

2011 NOTABLES:

- Tim Thomas wins the Conn Smythe Trophy as playoff MVP, joining Bobby Orr (two) as the only Bruins to win the trophy. He is later named the winner of the Vezina Trophy, becoming just the second player in NHL history to win the Stanley Cup, Conn Smythe Trophy and Vezina in the same season.
- The Bruins became the first team in NHL history to win three game sevens in one playoff year. It was the first time the Bruins had ever played more than one game seven in a single post-season.
- The Bruins set club records for games played in one playoff year (25), wins in a single post-season (16) and shutouts in one playoff year (4).
- The Bruins held the Canucks to eight goals in their Stanley Cup Final series which set an NHL record for fewest goals allowed in a seven-game series.
- David Krejci scored three of four game-winning goals in the Conference Semi-Final series vs. Philadelphia, joining Mel Hill (1939 SF) and Roy Conacher (1939 F) as the only Bruins with three game-winning goals in one best-of-seven series.
- Krejci led all post-season scorers in goals and points and his 12 goals were the most ever scored by a Czech player in one playoff year.
- April 27, 2011: Nathan Horton scores his second overtime goal of the Conference Quarter-Final series vs. Montreal as the Bruins take the series with a 4-3 game seven win. It is the first time in team history that the Bruins win a series in which they had lost the first two games.
- May 3, 2011: The Flyers put 54 shots on goal in game two of their Conference Semi-Final series but David Krejci scores at 14:00 of overtime to give Boston a 3-2 win. It is the most shots on Boston in a playoff game since Apr. 3, 1947.
- May 6, 2011: The Bruins complete the 13th best-of-seven series sweep in their history with a 5-1 win over Philadelphia in their Conference Semi-Final series and advance to the Conference Final for the first time since 1992.
- May 17, 2011: Tyler Seguin ties an NHL record for points in a playoff period as he scores two goals and adds two assists in a five-goal Boston second period vs. Tampa Bay in game two of their Conference Final series.
- May 25, 2011: David Krejci scores the first playoff hat trick by a Bruin since Apr. 25, 1991 in a 5-4 loss in Tampa Bay.
- May 27, 2011: The Bruins and Lightning play a penalty-free game and Tim Thomas makes 24 saves in a 1-0 Boston game seven win. The victory propels the Bruins into the Stanley Cup Final for the first time since 1990.
- June 4, 2011: Vancouver's Alexandre Burrows scores the fastest overtime goal in Stanley Cup Final history with a tally just 11 seconds into the extra session to give the Canucks a 3-2 win in game two.
- June 6, 2011: The Bruins take an 8-1 win over Vancouver in game three of the Final, including tying a Final record with

two shorthanded goals in the game. It is their most goals scored in a playoff game since Apr. 20, 1983.

- June 8, 2011: Tim Thomas makes 38 saves for a 4-0 win over Vancouver, evening the Stanley Cup Final series at two games apiece. It is Boston's 14th win of the post-season, a club record that would be extended to 16.
- June 13, 2011: The Bruins set a Stanley Cup Final record for the fastest four goals by a team as they score four times in a 4:14 span of the first period en route to a 5-2 game six win over Vancouver. Brad Marchand scores his ninth goal of the post-season for a new team rookie record. The Bruins force their first-ever game seven in a Stanley Cup Final series.
- June 15, 2011: Tim Thomas makes 21 saves with a 4-0 win in Vancouver as the Bruins win the sixth Stanley Cup in their history. It is their second series victory of the post-season in which they had lost the first two games after entering the playoffs with an 0-26 record in that situation.



Tim Thomas became just the second player in NHL history to win the Stanley Cup, Conn Smythe Trophy and Vezina Trophy in the same year.

2012

Gm	Date	Opponent	Score
CQF	Apr. 12	Washington*	W 1-0
	14	Washington*	L 1-2
	16	at Washington	W 4-3
	19	at Washington	L 1-2
	21	Washington	L 3-4
	22	at Washington*	W 4-3
	25	Washington*	L 1-2

Player	GP	G	A	PTS	PIM
Rich Peverley	7	3	2	5	4
Andrew Ference	7	1	3	4	0
Tyler Seguin	7	2	1	3	0
Chris Kelly	7	1	2	3	4
Brian Rolston	7	1	2	3	0
Zdeno Chara	7	1	2	3	8
Dennis Seidenberg	7	1	2	3	2
David Krejci	7	1	2	3	4
Johnny Boychuk	7	1	2	3	4
Milan Lucic	7	0	3	3	8
Benoit Pouliot	7	1	1	2	4
Brad Marchand	7	1	1	2	2
Gregory Campbell	7	0	2	2	0
Patrice Bergeron	7	0	2	2	8
Daniel Paille	7	1	0	1	2
Greg Zanon	7	0	1	1	0
Mike Mottau	2	0	0	0	0
Jordan Caron	2	0	0	0	0
Joe Corvo	5	0	0	0	0
Shawn Thornton	5	0	0	0	0
Tim Thomas	7	0	0	0	0

Goaltender	GP	MINS	W-L	GA	GAA
Tim Thomas	7	448	3-4	16	2.14

2012 NOTABLES:

- April 12, 2012: Chris Kelly snaps a scoreless tie with the game's lone goal at 1:18 of overtime for just the second playoff overtime shutout in team history and first since Mar. 23, 1935.
- April 19, 2012: The Bruins drop a 2-1 decision in Washington despite putting 45 shots on goal. That was their highest amount in a non-overtime game since Apr. 17, 1996.
- April 25, 2012: Washington's Joel Ward clinches the series for the Capitals with a score at 2:57 of overtime. It was the first time in NHL history that all games in a six- or seven-game playoff series had been decided by one goal.

2013

Gm	Date	Opponent	Score
CQF	May 1	Toronto	W 4-1
	4	Toronto	L 2-4
	6	at Toronto	W 5-2
	8	at Toronto*	W 4-3
	10	Toronto	L 1-2
	12	at Toronto	L 1-2
	13	Toronto*	W 5-4
CSF	May 16	NY Rangers*	W 3-2
	19	NY Rangers	W 5-2
	21	at NY Rangers	W 2-1
	23	at NY Rangers*	L 3-4
	25	NY Rangers	W 3-1
CF	June 1	at Pittsburgh	W 3-0
	3	at Pittsburgh	W 6-1
	5	Pittsburgh*	W 2-1
	7	Pittsburgh	W 1-0
F	June 12	at Chicago*	L 3-4
	15	at Chicago*	W 2-1
	17	Chicago	W 2-0
	19	Chicago*	L 5-6
	22	at Chicago	L 1-3
	24	Chicago	L 2-3

Player	GP	G	A	PTS	PIM
David Krejci	22	9	17	26	14
Nathan Horton	22	7	12	19	14
Milan Lucic	22	7	12	19	14
Patrice Bergeron	22	9	6	15	13
Zdeno Chara	22	3	12	15	20
Brad Marchand	22	4	9	13	21
Jaromir Jagr	22	0	10	10	8
Daniel Paille	22	4	5	9	0
Tyler Seguin	22	1	7	8	4
Johnny Boychuk	22	6	1	7	10
Gregory Campbell	15	3	4	7	11
Torey Krug	15	4	2	6	0
Adam McQuaid	22	2	2	4	10
Shawn Thornton	22	0	4	4	18
Chris Kelly	22	2	1	3	19
Dougie Hamilton	7	0	3	3	0
Rich Peverley	21	2	0	2	12
Wade Redden	5	1	1	2	0
Matt Bartkowski	7	1	1	2	4
Andrew Ference	14	0	2	2	4
Dennis Seidenberg	18	0	1	1	4
Carl Soderberg	2	0	0	0	0
Kaspars Daugavins	6	0	0	0	2
Tuukka Rask	22	0	0	0	0

Goaltender	GP	MINS	W-L	GA	GAA
Tuukka Rask	22	1466	14-8	48	1.88

2013 NOTABLES:

- David Krejci leads the NHL in post-season scoring for the second time in three years and the Krejci-Nathan Horton-Milan Lucic line sets a club mark for points by a line in one playoff year with 64 combined.
- May 8, 2013: David Krejci records a hat trick and Zdeno Chara has four assists in a 4-3 overtime win in Toronto.
- May 13, 2013: The Bruins become the first team in NHL history to overcome a three-goal third period deficit to win a playoff game as they come back from 4-1 behind to take a 5-4 overtime win. Patrice Bergeron scores both the GTG at 19:09 of regulation and the overtime winner.
- June 7, 2013: Tuukka Rask makes 26 saves for a 1-0 win as the Bruins notch the 14th sweep of a seven-game series in their history and advance to the Stanley Cup Final for the second time in three post-seasons. The Bruins set a club mark for fewest goals allowed (2) in a four-game series.
- June 12, 2013: The Bruins drop a 4-3 decision in Chicago as the teams play the fifth-longest game in Stanley Cup Final history and fourth-longest overall in club playoff history which ends when Chicago's Andrew Shaw scores at 52:08 of overtime. The Blackhawks outshoot the Bruins by a 63-54 margin which is an official club record for shots against in a playoff game.
- June 19, 2013: Tuukka Rask extends his home playoff shutout streak to 193:16 spanning parts of four games which is a club playoff record.

THE LAST TIME ... PLAYOFFS



BRUINS TEAM

Series Sweep	4-0 vs. Pittsburgh, 2013 (CF)
Home Shutout.....	2-0 vs. Chicago, June 17, 2013 (F)
Road Shutout.....	3-0 at Pittsburgh, June 1, 2013 (CF)
Consecutive Shutouts	April 2, 1969 (10-0) & April 3, 1969 (7-0) vs. Toronto (QF)
Eight-Goal Game	8-1 vs. Vancouver, June 6, 2011 (F)
Nine-Goal Game	9-0 vs. Buffalo, April 20, 1983 (DF)
Ten-Goal Game	10-2 vs. St. Louis, April 20, 1972 (SF)
Eight-Goal Decision	10-2 vs. St. Louis, April 20, 1972 (SF)
Nine-Goal Decision	9-0 vs. Buffalo, April 20, 1983 (DF)
Ten-Goal Decision	10-0 vs. Toronto, April 2, 1969 (QF)
Four-Goal Period	First vs. Pittsburgh, June 3, 2013 (CF)
Five-Goal Period.....	Second vs. Tampa Bay, May 17, 2011 (CF)
Six-Goal Period.....	Third vs. Hartford, April 11, 1991 (DSF)
Four-Plus Power Play Goals.....	4 vs. Hartford, April 11, 1991 (DSF)
Two-Plus Shorthanded Goals	2 vs. Vancouver, June 6, 2011 (F)
Two Shorthanded Goals, Same Penalty.....	2 vs. NY Rangers, April 30, 1972 (F)
Penalty-Free Game	May 27, 2011 vs. Tampa Bay (CF)
50+ Shot Game.....	54 at Chicago, June 12, 2013 (F)
60+ Shot Game.....	61 vs. Montreal, April 25, 1994
20+ Shot Period	24, Second at Buffalo, April 15, 2010 (CQF)
Three-Plus Goal Comeback	May 13, 2013 vs. Toronto (CQF) Trailed 1-4 in third period & won 5-4/OT
Three-Plus Goal Blown Lead.....	May 21, 2011 at Tampa Bay (CF) Led 3-0 in second period & lost 3-5

OPPONENT TEAM

Series Sweep	0-4 vs. Buffalo, 1993 (DSF)
Home Shutout.....	0-2 vs. Montreal, April 14, 2011 (CQF)
Road Shutout	0-1 at Vancouver, June 10, 2011 (F)
Consecutive Shutouts	May 7, 1995 (0-5) & May 8, 1995 (0-3) vs. New Jersey (CQF)
Eight-Goal Game	4-8 vs. NY Islanders, May 7, 1983 (SF)
Nine-Goal Game	3-9 at Buffalo, April 29, 1992 (DSF)
Seven-Goal Decision	1-8 at Montreal, March 25, 1954 (SF)
Four-Goal Period.....	Second at Buffalo, April 29, 1992 (DSF)
Five-Goal Period.....	Third vs. NY Islanders, May 3, 1983 (SF)
Six-Goal Period.....	Second at Toronto, March 26, 1936 (QF)
Four-Plus Power Play Goals.....	4 at Buffalo, April 29, 1992 (DSF)
Two-Plus Shorthanded Goals	2 vs. Buffalo, April 5, 1989 (DSF)
Penalty-Free Game	May 27, 2011 vs. Tampa Bay (CF)
50+ Shot Game.....	63 at Chicago, June 12, 2013 (F)
20+ Shot Period	22, Third at Philadelphia, May 2, 2011 (CSF)
Three-Plus Goal Comeback	May 21, 2011 at Tampa Bay (CF) Trailed 0-3 in second period & won 5-3
Three-Plus Goal Blown Lead	May 13, 2013 vs. Toronto (CQF) Led 4-1 in third period & lost 4-5/OT

BRUINS INDIVIDUAL

Hat Trick	David Krejci vs. Toronto, May 8, 2013 (CQF)
Home Shutout.....	Tuukka Rask vs. Chicago, June 17, 2013 (F)
Road Shutout.....	Tuukka Rask at Pittsburgh, June 1, 2013 (CF)
Penalty Shot.....	Peter McNab (No Goal) vs. Minnesota, April 9, 1981 (PS)
Four-Goal Game	Phil Esposito vs. Toronto, April 2, 1969 (QF)
Four-Assist Game	Zdeno Chara vs. Toronto, May 8, 2013 (CQF)
Five-Assist Game	Don McKenney vs. NY Rangers, April 5, 1958 (SF)
Four-Point Game	Zdeno Chara, 0-4=4 vs. Toronto, May 8, 2013 (CQF)
Five-Point Game.....	Vladimir Ruzicka, 1-4=5 vs. Pittsburgh, May 3, 1991 (SF)
Six-Point Game.....	Rick Middleton, 2-4=6 vs. Buffalo, April 18, 1983 (DF)
Home Overtime Goal	Patrice Bergeron, 35:19 vs. Pittsburgh, June 5, 2013 (CF)
Road Overtime Goal	Daniel Paille, 13:48 at Chicago, June 15, 2013 (F)
Six-Plus Shot Period.....	Brian Rolston, 6 in first vs. Montreal, April 21, 2002 (CQF)
Ten-Plus Shot Game	Ray Bourque, 10 at Carolina, April 30, 1999 (CQF)

OPPONENT INDIVIDUAL

Hat Trick	Kevin Stevens, vs. Pittsburgh, May 21, 1992 (SF)
Home Shutout.....	Carey Price, vs. Montreal, April 14, 2011 (CQF)
Road Shutout.....	Roberto Luongo, at Vancouver, June 10, 2011 (F)
Penalty Shot.....	Ville Leino (No Goal) at Philadelphia, May 12, 2010 (CSF)
Four-Goal Game	Kevin Stevens, vs. Pittsburgh, May 21, 1992 (SF)
Four-Assist Game	Matt Carle, at Philadelphia, May 7, 2010 (CSF)
Four-Point Game	Matt Carle, 0-4=4 at Philadelphia, May 7, 2010 (CSF)
Five-Point Game.....	Kevin Stevens, 2-3=5 vs. Pittsburgh, May 9, 1991 (SF)
Six-Point Game.....	Dickie Moore, 2-4=6 at Montreal, March 25, 1954 (SF)
Home Overtime Goal	Brent Seabrook, 9:51 vs. Chicago, June 19, 2013 (F)
Road Overtime Goal	Andrew Shaw, 52:08 at Chicago, June 12, 2013 (F)
Six-Plus Shot Period.....	John Tucker, 7 in second at Buffalo, April 9, 1988 (DSF)
Ten-Plus Shot Game	Evgeni Malkin, 10 vs. Pittsburgh, June 5, 2013 (CF)



Credit Brian Babineau/NHL via Getty Images

Patrice Bergeron (center) celebrates his June 5, 2013 double overtime goal vs. Pittsburgh with Zdeno Chara (left) and Brad Marchand (right)



Credit Alex Trautwig/Getty Images

Tuukka Rask makes one of his 26 saves vs. Pittsburgh in the clinching game four on June 7, 2013



Making fans
everyday.

It's our goal, too.

Proud to be the official bank
of the Boston Bruins®.



America's Most Convenient Bank®

HISTORY



BRUINS HOCKEY





PRESIDENTS

Charles F. Adams	Nov. 1, 1924 to 1936
Weston W. Adams, Sr.	1936 to 1951
Walter A. Brown	1951 to Sept. 1964
Weston W. Adams, Sr.	Sept. 1964 to Mar. 30, 1969
Weston W. Adams, Jr.	Mar. 31, 1969 to Sept. 30, 1975
Paul A. Mooney	Oct. 1, 1975 to Mar. 24, 1987
William D. Hassett, Jr.	Mar. 24, 1987 to Dec. 1, 1988
Harry Sinden	Dec. 1, 1988 to Aug. 9, 2006
Cam Neely	June 16, 2010 to present



Credit Steve Babineau/Boston Bruins

Cam Neely became the eighth President in Bruins history when he was named to the position on June 16, 2010.

GENERAL MANAGERS

Arthur Ross	Nov. 1, 1924 to 1953-54
Lynn Patrick	1953-54 to 1964-65
Leighton "Hap" Emms	1965-66 to 1966-67
Milt Schmidt	1967-68 to 1971-72
Harry Sinden	Oct. 5, 1972 to Nov. 1, 2000
Mike O'Connell	Nov. 1, 2000 to Mar. 25, 2006
Peter Chiarelli	May 26, 2006 to present



Credit Dave Sandford/Getty Images

Bruins General Manager Peter Chiarelli has a 291-187-62 record and .596 win percentage in his seven seasons at the helm.

COACHES

Arthur Ross	1924-25 to 1933-34
Frank Patrick	1934-35 to 1935-36
Arthur Ross	1936-37 to 1938-39
Ralph "Cooney" Weiland	1939-40 to 1940-41
Arthur Ross	1941-42 to 1944-45
Aubrey "Dit" Clapper	1945-46 to 1948-49
George Boucher	1949-50
Lynn Patrick	1950-51 to Dec. 25, 1954
Milt Schmidt	Dec. 25, 1954 to 1960-61
Phil Watson	1961-62 to 1962-63
Milt Schmidt	1962-63 to 1965-66
Harry Sinden	1966-67 to 1969-70

Tom Johnson	1970-71 to Feb. 5, 1973
Bep Guidolin	Feb. 5, 1973 to 1973-74
Don Cherry	1974-75 to 1978-79
Fred Creighton	July 5, 1979 to Mar. 22, 1980
Harry Sinden	Mar. 22, 1980 to Apr. 22, 1980
Gerry Cheevers	July 7, 1980 to Feb. 13, 1985
Harry Sinden	Feb. 13, 1985 to Apr. 16, 1985
Butch Goring	May 6, 1985 to Nov. 5, 1986
Terry O'Reilly	Nov. 5, 1986 to May 1, 1989
Mike Milbury	May 16, 1989 to May 30, 1991
Rick Bowness	June 4, 1991 to June 8, 1992
Brian Sutter	June 9, 1992 to May 17, 1995
Steve Kasper	May 25, 1995 to April 18, 1997
Pat Burns	May 21, 1997 to Oct. 25, 2000
Mike Keenan	Oct. 25, 2000 to Apr. 12, 2001
Robbie Ftorek	May 9, 2001 to Mar. 19, 2003
Mike O'Connell	Mar. 19, 2003 to Apr. 17, 2003
Mike Sullivan	June 23, 2003 to June 27, 2006
Dave Lewis	June 29, 2006 to June 15, 2007
Claude Julien	June 21, 2007 to present



Claude Julien moved into second place on the team's coaching wins list in 2012-13 in his sixth season behind the Boston bench.

CAPTAINS

No Captain	1924-25 to 1926-27
Lionel Hitchman	1927-28 to 1930-31
George Owen	1931-32
Aubrey "Dit" Clapper	1932-33 to 1937-38
Ralph "Cooney" Weiland	1938-39
Aubrey "Dit" Clapper	1939-40 to 1946-47
John Crawford	1946-47 to 1949-50
Milt Schmidt	1950-51 to 1953-54
Ed Sandford	1954-55
Ferny Flaman	1955-56 to 1960-61
Don McKenney	1961-62 to 1962-63
Leo Boivin	1963-64 to 1965-66
John Bucyk	1966-67
No Captain	1967-68 to 1972-73
John Bucyk	1973-74 to 1976-77
Wayne Cashman	1977-78 to 1982-83
Terry O'Reilly	1983-84 to 1984-85
Rick Middleton & Ray Bourque	1985-86 to 1987-88
Ray Bourque	1988-89 to Mar. 6, 2000
No Captain	Mar. 7, 2000 to Nov. 7, 2000
Jason Allison	Nov. 8, 2000 to Oct. 24, 2001
No Captain	Oct. 25, 2001 to Oct. 7, 2002
Joe Thornton	Oct. 8, 2002 to Nov. 30, 2005
No Captain	Dec. 1, 2005 to Oct. 2, 2006
Zdeno Chara	Oct. 3, 2006 to present

ALL-TIME TOP 20 SCORERS



Rank	Player	Regular Season					Playoffs				
		GP	G	A	PTS	PIM	GP	G	A	PTS	PIM
1	Ray Bourque	1,518	395	1,111	1,506	1,089	180	36	125	161	151
2	John Bucyk	1,436	545	794	1,339	436	109	40	60	100	34
3	Phil Esposito	625	459	553	1,012	512	71	46	56	102	86
4	Rick Middleton	881	402	496	898	124	111	45	55	100	17
5	Bobby Orr	631	264	624	888	924	74	26	66	92	107
6	Wayne Cashman	1,027	277	516	793	1,041	145	31	57	88	250
7	Ken R. Hodge	652	289	385	674	620	86	34	47	81	108
8	Terry O'Reilly	891	204	402	606	2,095	108	25	42	67	335
9	Cam Neely	524	344	246	590	921	86	55	32	87	160
10	Peter McNab	595	263	324	587	111	79	38	37	75	16
11	Milt Schmidt	776	229	346	575	466	86	24	25	49	60
12	Bill Cowley	508	190	346	536	133	64	12	34	46	22
13	Adam Oates	368	142	357	499	123	42	11	37	48	20
14	Don Marcotte	868	230	254	484	317	132	34	27	61	81
15	Keith Crowder	607	219	258	477	1,261	78	13	22	35	209
16	Dit Clapper	833	228	246	474	252	82	13	17	30	46
17	Don McKenney	592	195	267	462	189	34	13	20	33	8
18	Joe Thornton	532	169	285	454	617	35	6	12	18	41
19	Jean Ratelle	419	155	295	450	84	58	23	33	56	10
20	Patrice Bergeron	579	153	280	433	180	83	20	37	57	62

Pictured, left to right:

Bruins Hall of Famers John Bucyk, Phil Esposito, Ray Bourque, Bobby Orr and Milt Schmidt all rank among the team's lifetime scoring leaders.



Credit Steve Babineau/Boston Bruins

TOP TEN LEADERS BY CATEGORY

SEASONS	GAMES	GOALS	ASSISTS	PENALTY MINUTES
John Bucyk.....21	Ray Bourque.....1,518	John Bucyk.....545	Ray Bourque.....1,111	Terry O'Reilly.....2,095
Ray Bourque.....21	John Bucyk.....1,436	Phil Esposito.....459	John Bucyk.....794	Mike Milbury.....1,552
Dit Clapper.....20	Don Sweeney.....1,052	Rick Middleton.....402	Bobby Orr.....624	Keith Crowder.....1,261
Milt Schmidt.....16	Wayne Cashman.....1,027	Ray Bourque.....395	Phil Esposito.....553	Ray Bourque.....1,089
Wayne Cashman.....16	Terry O'Reilly.....891	Cam Neely.....344	Wayne Cashman.....516	Wayne Cashman.....1,041
Woody Dumart.....15	Rick Middleton.....881	Ken R. Hodge.....289	Rick Middleton.....496	Eddie Shore.....1,038
Don Sweeney.....15	Don Marcotte.....868	Wayne Cashman.....277	Terry O'Reilly.....402	Ted Green.....1,029
Eddie Shore.....14	Dallas Smith.....861	Bobby Orr.....264	Ken R. Hodge.....385	Ferny Flaman.....1,002
Don Marcotte.....13	Dit Clapper.....833	Peter McNab.....263	Adam Oates.....357	Lyndon Byers.....959
Terry O'Reilly.....13	P. J. Axelsson.....797	Don Marcotte.....230	Bill Cowley.....346	Dallas Smith.....934
Gary Doak.....13			Milt Schmidt.....346	

SHUTOUTS

Cecil Thompson.....74
Frank Brimsek.....35
Tim Thomas.....31
Ed Johnston.....27
Gerry Cheevers.....26
Byron Dafoe.....25
Jim Henry.....23
Hal Winkler.....19
Gilles Gilbert.....16
Tuukka Rask.....16

COACHING GAMES

Art Ross.....772
Milt Schmidt.....726
Claude Julien.....458
Don Cherry.....400
Gerry Cheevers.....376
Harry Sinden.....327
Lynn Patrick.....310
Pat Burns.....254
Dit Clapper.....230
Terry O'Reilly.....227

COACHING WINS

Art Ross.....387
Claude Julien.....256
Milt Schmidt.....245
Don Cherry.....231
Gerry Cheevers.....204
Harry Sinden.....153
Tom Johnson.....142
Brian Sutter.....120
Lynn Patrick.....117
Terry O'Reilly.....115

COACHING WIN %AGE

Tom Johnson......738
Bep Guidolin......736
Cooney Weiland......698
Don Cherry......658
Fred Creighton......637
Mike Milbury......628
Claude Julien......620
Brian Sutter......609
Gerry Cheevers......604
Robbie Ftorek......577

TOP TEN LEADERS BY POSITION



CENTERS

GAMES

Milt Schmidt	776
Phil Esposito	625
Peter McNab	595
Don McKenney	592
Patrice Bergeron	579
Steve Kasper	564
Joe Thornton	532
Fleming Mackell	513
Bill Cowley	508
Fred Stanfield	448

GOALS


Phil Esposito	459
Peter McNab	263
Milt Schmidt	229
Don McKenney	195
Bill Cowley	190
Joe Thornton	169
Barry Pederson	166
Gregg Sheppard	155
Jean Ratelle	155
Patrice Bergeron	153

ASSISTS

Phil Esposito	553
Adam Oates	357
Milt Schmidt	346
Bill Cowley	346
Peter McNab	324
Jean Ratelle	295
Joe Thornton	285
Patrice Bergeron	280
Fred Stanfield	274
Don McKenney	267

POINTS

Phil Esposito	1,012
Peter McNab	587
Milt Schmidt	575
Bill Cowley	536
Adam Oates	499
Don McKenney	462
Joe Thornton	454
Jean Ratelle	450
Patrice Bergeron	433
Barry Pederson	417



Phil Esposito

RIGHT WINGS

GAMES

Terry O'Reilly	891
Rick Middleton	881
Dit Clapper	833
Ed Westfall	727
Jerry Toppazzini	659
Ken R. Hodge	652
Keith Crowder	607
Leo Labine	571
Glen Murray	570
John Peirson	545

GOALS


Rick Middleton	402
Cam Neely	344
Ken R. Hodge	289
Dit Clapper	228
Keith Crowder	219
Glen Murray	209
Terry O'Reilly	204
John McKenzie	169
John Peirson	153
Jerry Toppazzini	148

ASSISTS

Rick Middleton	496
Terry O'Reilly	402
Ken R. Hodge	385
Keith Crowder	258
Cam Neely	246
Dit Clapper	246
John McKenzie	227
Jerry Toppazzini	216
Ed Westfall	213
Leo Labine	180
Glen Murray	180

POINTS

Rick Middleton	898
Ken R. Hodge	674
Terry O'Reilly	606
Cam Neely	590
Keith Crowder	477
Dit Clapper	474
John McKenzie	396
Glen Murray	389
Jerry Toppazzini	364
Ed Westfall	339



Rick Middleton

LEFT WINGS

GAMES

John Bucyk	1,436
Wayne Cashman	1,027
Don Marcotte	868
P. J. Axelsson	797
Woody Dumart	772
Doug Mohns	710
Ted Donato	528
Steve Heinze	515
Sergei Samsonov	514
Ed Sandford	441

GOALS

John Bucyk	545
Wayne Cashman	277
Don Marcotte	230
Woody Dumart	211
Sergei Samsonov	164
Herb Cain	140
Steve Heinze	131
Vic Stasiuk	125
Ted Donato	119
Doug Mohns	118

ASSISTS

John Bucyk	794
Wayne Cashman	516
Don Marcotte	254
Doug Mohns	229
Woody Dumart	218
Sergei Samsonov	212
P. J. Axelsson	184
Vic Stasiuk	166
Ted Donato	147
Milan Lucic	142

POINTS

John Bucyk	1,339
Wayne Cashman	793
Don Marcotte	484
Woody Dumart	429
Sergei Samsonov	376
Doug Mohns	347
Vic Stasiuk	291
P. J. Axelsson	287
Ted Donato	266
Herb Cain	259



John Bucyk

DEFENSEMEN

GAMES

Ray Bourque	1,518
Don Sweeney	1,052
Dallas Smith	861
Dit Clapper	833
Mike Milbury	754
Leo Boivin	717
Doug Mohns	710
Ferny Flaman	682
Bobby Orr	631
Hal Gill	626

GOALS

Ray Bourque	395
Bobby Orr	264
Dit Clapper	228
Doug Mohns	118
Eddie Shore	103
Brad Park	100
Zdeno Chara	87
Bill Hollett	84
Glen Wesley	77
Mike O'Connell	70

ASSISTS

Ray Bourque	1,111
Bobby Orr	624
Brad Park	317
Dallas Smith	248
Dit Clapper	246
Glen Wesley	230
Doug Mohns	229
Zdeno Chara	216
Don Sweeney	210
Ted Green	206

POINTS

Ray Bourque	1,506
Bobby Orr	888
Dit Clapper	474
Brad Park	417
Doug Mohns	347
Glen Wesley	307
Zdeno Chara	303
Dallas Smith	302
Eddie Shore	279
Mike O'Connell	268



Ray Bourque

GOALTENDERS

GAMES

Cecil Thompson	468
Frank Brimsek	444
Ed Johnston	444
Gerry Cheevers	416
Tim Thomas	378
Byron Dafoe	283
Gilles Gilbert	277
Andy Moog	261
Jim Henry	237
Reggie Lemelin	183

MINUTES PLAYED

Cecil Thompson	28,948
Frank Brimsek	27,010
Ed Johnston	25,747
Gerry Cheevers	24,274
Tim Thomas	21,792
Byron Dafoe	16,365
Gilles Gilbert	15,915
Andy Moog	15,056
Jim Henry	14,172
Reggie Lemelin	10,308

GOALS AGAINST AVG

Hal Winkler	1.56
Cecil Thompson	1.99
Tuukka Rask	2.15
Byron Dafoe	2.30
Tim Thomas	2.48
Terry Sawchuk	2.57
Jim Henry	2.57
Frank Brimsek	2.58
Andrew Raycroft	2.62
Ross Brooks	2.64
Note -- minimum 50 games	

WINS

Cecil Thompson	252
Frank Brimsek	230
Gerry Cheevers	229
Tim Thomas	196
Ed Johnston	180
Gilles Gilbert	155
Andy Moog	136
Byron Dafoe	132
Jim Henry	93
Reggie Lemelin	92



Cecil "Tiny" Thompson

TOP TEN LEADERS BY BIRTH COUNTRY



CANADIAN-BORN

GAMES

Ray Bourque	1,518
John Bucyk	1,436
Don Sweeney.....	1,052
Wayne Cashman.....	1,027
Terry O'Reilly	891
Rick Middleton.....	881
Don Marcotte	868
Dallas Smith	861
Dit Clapper	833
Milt Schmidt	776

GOALS

John Bucyk	545
Phil Esposito	459
Rick Middleton.....	402
Ray Bourque	395
Cam Neely.....	344
Wayne Cashman.....	277
Bobby Orr	264
Peter McNab	263
Don Marcotte	230
Milt Schmidt	229

ASSISTS

Ray Bourque	1,111
John Bucyk	794
Bobby Orr	624
Phil Esposito	553
Wayne Cashman.....	516
Rick Middleton.....	496
Terry O'Reilly	402
Adam Oates	357
Bill Cowley.....	346
Milt Schmidt	346

POINTS

Ray Bourque	1,506
John Bucyk	1,339
Phil Esposito	1,012
Rick Middleton.....	898
Bobby Orr	888
Wayne Cashman.....	793
Terry O'Reilly	606
Cam Neely.....	590
Peter McNab	587
Milt Schmidt	575

U. S.-BORN

GAMES

Mike Milbury	754
Hal Gill	626
Ted Donato	528
Steve Heinze	515
Frank Brimsek	444
Mike O'Connell.....	424
Tom Williams	390
Bob Sweeney	382
Tim Thomas	378
Brian Rolston	359

GOALS

Steve Heinze	131
Ted Donato	119
Brian Rolston	104
Tom Fergus.....	98
Tom Williams	96
Craig Janney.....	85
Bob Sweeney	81
Steve Leach.....	76
Mike O'Connell.....	70
Bill Guerin	69

ASSISTS

Craig Janney.....	198
Mike O'Connell.....	198
Mike Milbury	189
Ted Donato	147
Brian Rolston	147
Tom Fergus.....	138
Tom Williams	136
Bob Sweeney	112
Steve Heinze	108
Steve Leach.....	83

POINTS

Craig Janney.....	283
Mike O'Connell.....	268
Ted Donato	266
Brian Rolston	251
Steve Heinze	239
Mike Milbury	238
Tom Fergus.....	236
Tom Williams	232
Bob Sweeney	193
Steve Leach.....	159

NON-NORTH AMERICAN-BORN

GAMES

Kenneth R. Hodge	England.....	652
Zdeno Chara	Slovakia.....	525
Sergei Samsonov.....	Russia	514
David Krejci	Czech Republic	424
Jozef Stumpel.....	Slovakia.....	424
Marco Sturm	Germany	302
John 'Red' Beattie.....	England.....	287
Byron Dafeo	England.....	283
Michael Thelven.....	Sweden.....	207
Dennis Seidenberg.....	Germany	178

GOALS

Kenneth R. Hodge	England.....	289
Sergei Samsonov.....	Russia	164
Marco Sturm	Germany	106
David Krejci	Czech Republic	91
Zdeno Chara	Slovakia.....	87
Jozef Stumpel.....	Slovakia.....	75
Vladimir Ruzicka	Czech Republic	66
Dmitri Khristich	Ukraine	58
John 'Red' Beattie.....	England.....	58
Dmitri Kvartalnov.....	Russia	42

ASSISTS

Kenneth R. Hodge	England.....	385
David Krejci	Czech Republic	218
Zdeno Chara	Slovakia.....	216
Sergei Samsonov.....	Russia	212
Jozef Stumpel.....	Slovakia.....	206
Marco Sturm	Germany	87
Michael Thelven.....	Sweden.....	80
Dmitri Khristich	Ukraine	79
John 'Red' Beattie.....	England.....	79
Vladimir Ruzicka	Czech Republic	66

POINTS

Kenneth R. Hodge	England.....	674
Sergei Samsonov.....	Russia	376
David Krejci	Czech Republic	309
Zdeno Chara	Slovakia.....	303
Jozef Stumpel.....	Slovakia.....	281
Marco Sturm	Germany	193
Dmitri Khristich	Ukraine	137
John 'Red' Beattie.....	England.....	137
Vladimir Ruzicka	Czech Republic	132
Michael Thelven.....	Sweden.....	100

FATHER-SON & BROTHER COMBINATIONS

FATHERS & SONS:

BENNETT - Harvey ('44-45) and Bill ('78-79)
BOURQUE - Ray ('79-00) and Chris ('12-13)
DeMARCO - Albert G. ('42-44) and Albert T. ('78-79)
GRAHAME - Ron ('77-78) and John ('99-03)
HODGE - Ken R. ('67-76) and Ken D. ('90-92)

BROTHERS:

CHERRY - Don ('54-54) and Dick ('56-57)
COOK - Alex 'Bud' ('31-32) and Fred 'Bun' ('36-37)
CROWDER - Keith ('80-89) and Bruce ('81-84)
HARRIS - Fred 'Smokey' ('24-25) and Henry ('30-31)
HILLMAN - Floyd ('56-57) and Larry ('57-60)
JACKSON - Art ('37-38; '39-45) and Harvey ('41-44)
JERWA - Frank ('31-35) and Joe ('31-32; '33-34; '36-37)

PETTINGER - Eric ('28-29) and Gordon ('37-40)
QUACKENBUSH - Bill ('49-56) and Max ('50-51)
ROBERTS - Doug ('71-74) and Gord ('92-94)
SCHOCK - Ron ('63-67) and Danny ('69-71)
SHILL - Jack ('34-35) and Bill ('42-43; '45-47)
SIGALET - Jordan ('05-06) and Jonathan ('06-07)
TAYLOR - Tim ('97-99) and Chris ('98-99)
TOPPAZZINI - Zellio ('48-51); and Jerry ('52-54; '55-64)

BOSTON BRUINS ALL-STARS



The following Bruins have been named to the NHL All-Star Teams by the Professional Hockey Writers Association since its inception in 1930-31.

FIRST TEAM

GOALTENDERS

Cecil "Tiny" Thompson (2)	1935-36; 1937-38
Frank Brimsek (2)	1938-39; 1941-42
Tim Thomas (2)	2008-09; 2010-11
Pete Peeters (1)	1982-83

DEFENSEMEN

Ray Bourque (12)	1979-80; 1981-82; 1983-84; 1984-85; 1986-87; 1987-88; 1989-90; 1990-91; 1991-92; 1992-93; 1993-94; 1995-96
Bobby Orr (8)	1967-68; 1968-69; 1969-70; 1970-71; 1971-72; 1972-73; 1973-74; 1974-75
Eddie Shore (7)	1930-31; 1931-32; 1932-33; 1934-35; 1935-36; 1937-38; 1938-39
Aubrey "Dit" Clapper (3)	1938-39; 1939-40; 1940-41
Brad Park (2)	1975-76; 1977-78
Albert "Babe" Siebert (1)	1935-36
John Crawford (1)	1945-46
Bill Quackenbush (1)	1950-51
Zdeno Chara (1)	2008-09

CENTERS

Phil Esposito (6)	1968-69; 1969-70; 1970-71; 1971-72; 1972-73; 1973-74
Bill Cowley (4)	1937-38; 1940-41; 1942-43; 1943-44
Milt Schmidt (3)	1939-40; 1946-47; 1950-51
Fleming Mackell (1)	1952-53

LEFT WINGS

John Bucyk (1)	1970-71
----------------	---------

RIGHT WINGS

Ken R. Hodge (2)	1970-71; 1973-74
------------------	------------------

COACHES

Ralph "Cooney" Weiland (1)	1940-41
Art Ross (1)	1938-39

SECOND TEAM

GOALTENDERS

Frank Brimsek (6)	1939-40; 1940-41; 1942-43; 1945-46; 1946-47; 1947-48
Cecil "Tiny" Thompson (2)	1930-31; 1934-35
Jim Henry (1)	1951-52
Byron Dafoe (1)	1998-99

DEFENSEMEN

Ray Bourque (6)	1980-81; 1982-83; 1985-86; 1988-89; 1994-95; 1998-99
Aubrey "Dit" Clapper (3)	1930-31; 1934-35; 1943-44
Ferny Flaman (3)	1954-55; 1956-57; 1957-58
Zdeno Chara (3)	2007-08; 2010-11; 2011-12
Eddie Shore (1)	1933-34
John Crawford (1)	1942-43
Bill Hollett (1)	1942-43
Bill Quackenbush (1)	1952-53
Bobby Orr (1)	1966-67
Ted Green (1)	1968-69

CENTERS

Phil Esposito (2)	1967-68; 1974-75
Bill Cowley (1)	1944-45
Milt Schmidt (1)	1951-52
Bronco Horvath (1)	1959-60
Joe Thornton (1)	2002-03

LEFT WINGS

Woody Dumart (3)	1939-40; 1940-41; 1946-47
Herb Cain (1)	1943-44
Ed Sandford (1)	1953-54
Real Chevrefils (1)	1956-57
John Bucyk (1)	1967-68
Wayne Cashman (1)	1973-74

RIGHT WINGS

Bobby Bauer (4)	1938-39; 1939-40; 1940-41; 1946-47
Cam Neely (4)	1987-88; 1989-90; 1990-91; 1993-94
John McKenzie (1)	1969-70
Rick Middleton (1)	1981-82
Bill Guerin (1)	2001-02

COACHES

Art Ross (2)	1937-38; 1942-43
--------------	------------------

BOSTON BRUINS in HALLS OF FAME



HOCKEY HALL OF FAME

Name	Category	Year Elected	Year(s) with Bruins
Charles F. Adams	Builder	1960	1924-1936
Weston W. Adams	Builder	1972	1936-1951; 1964-1969
Marty Barry	Player	1965	1929-1935
Bobby Bauer	Player	1996	1935-1942; 1945-1947; 1951-1952
Leo Boivin	Player	1986	1954-1966
Ray Bourque	Player	2004	1979-2000
Frank Brimsek	Player	1966	1938-1949
Walter A. Brown	Builder	1962	1951-1964
John Bucyk	Player	1981	1957-1978
Billy Burch	Player	1974	1932-1933
Gerry Cheevers	Player	1985	1965-1972; 1975-1980
Aubrey "Dit" Clapper	Player	1947	1927-1947



Dit Clapper was inducted into the Hockey Hall of Fame in ceremonies following his final NHL game on February 12, 1947.

Sprague Cleghorn	Player	1958	1925-1928
Paul Coffey	Player	2004	2000-2001
Roy Conacher	Player	1998	1938-1942; 1945-1946
Fred "Bun" Cook	Player	1995	1936-1937
Bill Cowley	Player	1968	1935-1947
Cy Denneny	Player	1959	1928-1929
Woody Dumart	Player	1992	1935-1942; 1945-1954
Phil Esposito	Player	1984	1967-1976
Ferny Flaman	Player	1990	1945-1952; 1954-1956
Frank Fredrickson	Player	1958	1926-1929
Harvey Jackson	Player	1971	1941-1944
Tom Johnson	Player	1970	1963-1965
Gordon "Duke" Keats	Player	1958	1926-1927
Guy Lapointe	Player	1993	1983-1984
Brian Leetch	Player	2009	2005-2006
Harry Lumley	Player	1980	1957-1960
Mickey MacKay	Player	1952	1928-1930
Sylvio Mantha	Player	1960	1936-1937
Joe Mullen	Player	2000	1995-1996
Cam Neely	Player	2005	1986-1996
Adam Oates	Player	2012	1992-1997
Harry Oliver	Player	1967	1926-1934
Bobby Orr	Player	1979	1966-1976
Bernie Parent	Player	1984	1965-1967
Brad Park	Player	1988	1975-1983
Jacques Plante	Player	1978	1972-1973

Walter "Babe" Pratt	Player	1966	1946-1947
Bill Quackenbush	Player	1976	1949-1956
Jean Ratelle	Player	1985	1975-1981
Arthur H. Ross	Player	1945	1924-1954



Art Ross was elected into the Hockey Hall of Fame as a player. His years with the Bruins were as General Manager and Coach of the team.

Terry Sawchuk	Player	1971	1955-1957
Milt Schmidt	Player	1961	1936-1942; 1946-1955
Eddie Shore	Player	1945	1926-1940
Albert "Babe" Siebert	Player	1964	1933-1936
Harry Sinden	Builder	1983	1966-Present
Reginald "Hooley" Smith	Player	1972	1936-1937
Allan Stanley	Player	1981	1956-1958
Nels Stewart	Player	1962	1932-1935; 1936-1937
Cecil "Tiny" Thompson	Player	1959	1928-1939
Ralph "Cooney" Weiland	Player	1971	1928-1939



U. S. HOCKEY HALL OF FAME MUSEUM

Name	Year Elected	Year(s) with Bruins
Frank Brimsek	1973	1938-1949
Walter A. Brown	1973	1951-1964
Bobby Carpenter	2007	1988-1992
Dave Christian	2001	1989-1991
Bill Guerin	2013	2000-2002
Myles Lane	1973	1928-1930; 1933-1934
Reed Larson	1996	1985-1988
Brian Leetch	2008	2005-2006
Mike Milbury	2006	1975-1987
Joe Mullen	1998	1995-1996
George Owen Jr.	1973	1928-1933
Gordie Roberts	1999	1992-1994
Clifford Thompson	1973	1941-1942; 1948-1949
Tom Williams	1981	1961-1969
Ken Yackell	1986	1958-1959

DID YOU KNOW ... ?

Five Bruins - Frank Brimsek, Walter A. Brown, Myles Lane, George Owen, Jr. and Clifford Thompson - were among the first class of inductees into the U. S. Hockey Hall of Fame Museum.

HONORED NUMBERS



EDWARD W. SHORE | Defense

The league's first true superstar, Eddie Shore remains the only defenseman in NHL history to win four Hart Trophies as league MVP and he finished second in the balloting in another year ... He was an eight-time NHL All-Star, although he played for four seasons before All-Star teams were conceived in 1930-31 ... As tough as he was talented, he had 165 penalty minutes in just 44 games in 1927-28 and finished as high as 12th in the league's scoring race in 1932-33, which was unheard of for a defenseman at that time ... He won two Stanley Cups with the Bruins - in 1929 and 1939 - and was among the first group of inductees into the Hockey Hall of Fame in 1945.



LIONEL HITCHMAN | Defense

The Bruins may have had a tough first year on the ice with just six wins in 1924-25, but they found their leader when they acquired Lionel Hitchman on January 8 of that season ... He was the first captain of the Bruins, wearing the 'C' from 1927-31 ... Paired on defense with Eddie Shore for eight seasons, it was not unusual for him to play the entire 60 minutes of a game ... A classic 'defensive defenseman', he was so highly regarded in his time that he finished second in the Hart Trophy balloting as the NHL MVP in 1929-30 ... He captained the Bruins' first Stanley Cup championship team in 1929.



ROBERT G. ORR | Defense

Even a partial list of his accomplishments takes line after line, but Bobby Orr can be summed up in just seven words - the best ever to play the game ... He won 16 NHL trophies in his ten seasons in Boston, including three Hart Trophies as league MVP and two Ross Trophies as the only defenseman to ever win a scoring title ... He won the Norris Trophy as the league's top blueliner for eight straight seasons and two Conn Smythe Trophies as MVP of the playoffs in the 1970 and 1972 Cup-winning campaigns ... A nine-time NHL All-Star, he was the first player in NHL history to record 100 assists in a season and the first to record six consecutive 100-point seasons ... He was elected to the Hockey Hall of Fame in 1979.



AUBREY V. CLAPPER | Right Wing & Defense

"Dit" Clapper was the league's original iron man as the first player in NHL history to play for 20 seasons and he served as Boston captain for 14 years ... One of the most versatile players to ever play the game, he competed his first nine seasons as a right wing and earned two NHL All-Star berths at that position before playing his final 11 campaigns on defense with four additional All-Star appearances as a blueliner ... He played his final game on February 12, 1947 and, in ceremonies immediately after that game, was both inducted into the Hockey Hall of Fame and saw his number five raised to the Garden rafters ... He remains the only Bruin to play on three championship Boston teams - 1929, 1939 and 1941.



PHILIP A. ESPOSITO | Center

One of the premier scorers in NHL history, Phil Esposito was the first player in league annals to record 100 points in a season and he reached that mark on six occasions ... He won the Hart Trophy as NHL MVP twice and the Ross Trophy as the league's top scorer on five occasions while finishing second in three other seasons ... Named an NHL All-Star in eight of his nine Boston seasons, he led the NHL in goals for six straight years, and shattered the league scoring record with 76 goals in 1970-71, a mark that stood for 12 years until Wayne Gretzky broke it in 1981-82 ... He won two Stanley Cups with Boston, in 1970 and 1972, and was elected to the Hockey Hall of Fame in 1984.



HONORED NUMBERS



CAMERON M. NEELY | Right Wing



It is a rare athlete that needs a new term coined to describe him, but no one had used the term 'power forward' in hockey until Cam Neely came along ... An NHL All-Star on four occasions, he led the team in goals for seven of his ten seasons, including three 50-goal campaigns ... He still holds the team record for goals by a wing with 55 in 1989-90 and he is the team's all-time playoff goal leader as well ... He won the Masterton Trophy for dedication in 1993-94 when he scored 50 goals in just 44 games after missing most of the previous two seasons with thigh, knee and hip injuries ... Only Wayne Gretzky has scored 50 goals in fewer games in one season ... Injuries forced his retirement in September, 1996 and he was elected into the Hockey Hall of Fame in 2005.



JOHN P. BUCYK | Left Wing



John Bucyk is known as Chief and he was the team's leader in every way for the 21 seasons he played in a Bruins uniform ... He held every team career offensive record for over 20 years, remains the team's all-time goal scorer and is second on the club's all-time scoring list ... He served as team captain for five seasons and won two Stanley Cups with Boston, in 1970 and 1972 ... The winner of two Lady Byng Trophies as the league's most gentlemanly player, he was twice an NHL All-Star and was elected into the Hockey Hall of Fame in 1981 ... He has continued to be one of the Bruins' - and hockey's - greatest ambassadors and he celebrated his 50th anniversary with the organization in 2006-07.



MILTON C. SCHMIDT | Center



If it is possible for one man to be all things to an organization, Milt Schmidt is that man for the Bruins ... The only man in Bruins history to serve the club as player, captain, coach and General Manager, he has figured in four of the team's six Stanley Cups - as a player in 1939 and 1941 and as the team's GM in 1970 and 1972 ... A four-time NHL All-Star, he won the Hart Trophy as league MVP in 1951 and the Art Ross scoring title in 1940 ... He centered the famed "Kraut Line", which became the first line in NHL history to finish 1-2-3 in the league's scoring race (1939-40), and missed three years of his career from 1942-1945 while serving in World War II with the Royal Canadian Air Force ... He was elected into the Hockey Hall of Fame in 1961.



TERENCE J. O'REILLY | Right Wing



Terry O'Reilly epitomized the Bruins of his generation ... As comfortable using his hands for scoring or fighting, he is one of just four players in club history to lead the team in scoring and penalty minutes in the same season ... He served as the team captain from 1983-85, still ranks eighth on the team's all-time scoring list and is the club's all-time leader in penalty minutes ... He also coached the team from 1986-89, including an appearance in the 1988 Stanley Cup Finals.



RAYMOND J. BOURQUE | Defense



There are few players in league history as complete and adept at all facets of the game as Ray Bourque ... He was the first non-goaltender in league annals to win the Calder Trophy and be named a First Team All-Star in his rookie season ... He won five Norris Trophies as the league's top defenseman, won five team scoring titles and was named an NHL All-Star 18 times in his 21 seasons with the team ... He finished his Boston career as the club's all-time leader in games, assists and points and he remains the NHL's all-time leading scorer among defensemen ... He was elected into the Hockey Hall of Fame in 2004.



BRUINS NHL TROPHY WINNERS



HART MEMORIAL TROPHY

Most Valuable Player

Eddie Shore	1932-33
Eddie Shore	1934-35
Eddie Shore	1935-36
Eddie Shore	1937-38
Bill Cowley	1940-41
Bill Cowley	1942-43
Milt Schmidt	1950-51
Phil Esposito	1968-69
Bobby Orr	1969-70
Bobby Orr	1970-71
Bobby Orr	1971-72
Phil Esposito	1973-74



Bobby Orr was the first player to win the Hart Trophy in three consecutive seasons.

ART ROSS TROPHY

NHL Scoring Leader

Ralph "Cooney" Weiland	1929-30
Milt Schmidt	1939-40
Bill Cowley	1940-41
Herb Cain	1943-44
Phil Esposito	1968-69
Bobby Orr	1969-70
Phil Esposito	1970-71
Phil Esposito	1971-72
Phil Esposito	1972-73
Phil Esposito	1973-74
Bobby Orr	1974-75



Phil Esposito's run of five scoring titles in six years was broken only by teammate Bobby Orr.

CONN SMYTHE TROPHY

Playoff Most Valuable Player

Bobby Orr	1969-70
Bobby Orr	1971-72
Tim Thomas	2010-11

JAMES NORRIS MEMORIAL TROPHY

Top Defenseman

Bobby Orr	1967-68
Bobby Orr	1968-69
Bobby Orr	1969-70
Bobby Orr	1970-71
Bobby Orr	1971-72
Bobby Orr	1972-73
Bobby Orr	1973-74
Bobby Orr	1974-75
Ray Bourque	1986-87
Ray Bourque	1987-88
Ray Bourque	1989-90
Ray Bourque	1990-91
Ray Bourque	1993-94
Zdeno Chara	2008-09

CALDER MEMORIAL TROPHY

Top Rookie

Frank Brimsek	1938-39
Jack Gelineau	1949-50
Larry Regan	1956-57
Bobby Orr	1966-67
Derek Sanderson	1967-68
Ray Bourque	1979-80
Sergei Samsonov	1997-98
Andrew Raycroft	2003-04

VEZINA TROPHY

Top Goaltender

Cecil "Tiny" Thompson	1929-30
Cecil "Tiny" Thompson	1932-33
Cecil "Tiny" Thompson	1935-36
Cecil "Tiny" Thompson	1937-38
Frank Brimsek	1938-39
Frank Brimsek	1941-42
Pete Peeters	1982-83
Tim Thomas	2008-09
Tim Thomas	2010-11

FRANK J. SELKE TROPHY

Top Defensive Forward

Steve Kasper	1981-82
Patrice Bergeron	2011-12



Patrice Bergeron became the second Bruin to win the Selke Trophy when he took home the award in 2011-12.

JACK ADAMS TROPHY

Top Coach

Don Cherry	1975-76
Pat Burns	1997-98
Claude Julien	2008-09

LADY BYNG MEMORIAL TROPHY

Most Gentlemanly Player

Bobby Bauer	1939-40
Bobby Bauer	1940-41
Bobby Bauer	1946-47
Don McKenney	1959-60
John Bucyk	1970-71
John Bucyk	1973-74
Jean Ratelle	1975-76
Rick Middleton	1981-82

WILLIAM M. JENNINGS TROPHY

Fewest Team Goals Allowed

Reggie Lemelin & Andy Moog	1989-90
Tim Thomas & Manny Fernandez	2008-09

KING CLANCY MEMORIAL TROPHY

Leadership Qualities On & Off the Ice
& Contributions to the Community

Patrice Bergeron	2012-13
------------------------	---------

BILL MASTERTON MEMORIAL TROPHY

Dedication & Perseverance

Charlie Simmer	1985-86
Gord Kluzak	1989-90
Cam Neely	1993-94
Phil Kessel	2006-07

MARK MESSIER NHL LEADERSHIP AWARD

Leadership Qualities On & Off the Ice

Zdeno Chara	2010-11
-------------------	---------

LESTER PATRICK TROPHY

Contributions to hockey in the United States

Charles Adams	1967
Walter Brown	1968
Eddie Shore	1970
Ralph "Cooney" Weiland	1972
Weston Adams Sr.	1974
John Bucyk	1977
Tom Fitzgerald	1978
Art Ross	1984
Fred Cusick	1988
Milt Schmidt	1996
Harry Sinden	1999
Cam Neely	2010

BRUINS TEAM TROPHY WINNERS



ELIZABETH C. DUFRESNE TROPHY

Player most outstanding in home games
as voted by Boston media

Cecil "Tiny" Thompson	1935-36
Eddie Shore	1936-37
Eddie Shore	1937-38
Eddie Shore	1938-39
Aubrey "Dit" Clapper	1939-40
Aubrey "Dit" Clapper	1940-41
Milt Schmidt, Woody Dumart & Bobby Bauer	1941-42
Frank Brimsek	1942-43
Bill Cowley	1943-44
Jack Crawford	1944-45
Jack Crawford	1945-46
Milt Schmidt	1946-47
Frank Brimsek	1947-48
Pat Egan	1948-49
Milt Schmidt	1949-50
Milt Schmidt	1950-51
Jim Henry	1951-52
Fleming Mackell	1952-53
Jim Henry	1953-54
Leo LaBine	1954-55
Terry Sawchuk	1955-56
Jerry Toppazzini	1956-57
Jerry Toppazzini	1957-58
Vic Stasiuk	1958-59
Bronco Horvath	1959-60
Leo Boivin	1960-61
Doug Mohns	1961-62
John Bucyk	1962-63
Ed Johnston	1963-64
Ted Green	1964-65
John Bucyk	1965-66
Bobby Orr	1966-67
Phil Esposito	1967-68
Phil Esposito	1968-69
Bobby Orr	1969-70
Phil Esposito	1970-71
Bobby Orr	1971-72
Phil Esposito	1972-73
Phil Esposito & Bobby Orr	1973-74
Bobby Orr	1974-75
Gregg Sheppard	1975-76
Jean Ratelle	1976-77
Brad Park & Terry O'Reilly	1977-78
Rick Middleton	1978-79
Ray Bourque	1979-80
Rick Middleton	1980-81
Rick Middleton	1981-82
Pete Peeters	1982-83
Rick Middleton	1983-84
Ray Bourque	1984-85
Ray Bourque	1985-86
Ray Bourque	1986-87
Cam Neely	1987-88
Randy Burridge	1988-89
Ray Bourque	1989-90
Cam Neely	1990-91
Vladimir Ruzicka	1991-92
Adam Oates	1992-93
Ray Bourque	1993-94
Cam Neely	1994-95
Ray Bourque	1995-96
Jozef Stumpel	1996-97
Jason Allison	1997-98
Byron Dafoe	1998-99
Joe Thornton	1999-2000

Jason Allison	2000-01
Brian Rolston	2001-02
Joe Thornton	2002-03
Andrew Raycroft	2003-04
No Season	2004-05
Patrice Bergeron	2005-06
Marc Savard	2006-07
Marco Sturm	2007-08
Marc Savard	2008-09
Patrice Bergeron	2009-10
Tim Thomas	2010-11
Brad Marchand	2011-12
Patrice Bergeron	2012-13



Patrice Bergeron


2012-13 Elizabeth C. Dufresne Trophy recipient

SEVENTH PLAYER AWARD

Player who performed beyond expectations
as voted by fans

Ed Westfall	1968-69
John McKenzie	1969-70
Fred Stanfield	1970-71
Derek Sanderson	1971-72
Dallas Smith	1972-73
Carol Vadnais & Don Marcotte	1973-74
Terry O'Reilly	1974-75
Gregg Sheppard	1975-76
Gary Doak	1976-77
Stan Jonathan	1977-78
Rick Middleton	1978-79
Ray Bourque	1979-80
Steve Kasper	1980-81
Barry Pederson	1981-82
Pete Peeters	1982-83
Mike O'Connell	1983-84
Keith Crowder	1984-85
Randy Burridge	1985-86
Cam Neely	1986-87
Glen Wesley	1987-88
Randy Burridge	1988-89
John Carter	1989-90
Ken D. Hodge	1990-91
Vladimir Ruzicka	1991-92
Don Sweeney	1992-93
Cam Neely	1993-94
Blaine Lacher	1994-95
Kyle McLaren	1995-96
Ted Donato	1996-97
Jason Allison	1997-98
Byron Dafoe	1998-99
Joe Thornton	1999-00
Bill Guerin	2000-01
Bill Guerin	2001-02
Mike Knuble	2002-03
Andrew Raycroft	2003-04
No Season	2004-05

Tim Thomas	2005-06
Tim Thomas	2006-07
Milan Lucic	2007-08
David Krejci	2008-09
Tuukka Rask	2009-10
Brad Marchand	2010-11
Tyler Seguin	2011-12
Dougie Hamilton	2012-13



Dogie Hamilton

2012-13 Seventh Player Award winner

JOHN P. BUCYK AWARD

Charitable and Community
Endeavors

Steve Heinze	1999-00
Don Sweeney	2000-01
Hal Gill	2001-02
Nick Boynton	2002-03
Martin Lapointe	2003-04
No Season	2004-05
P. J. Axelsson	2005-06
Patrice Bergeron	2006-07
Zdeno Chara	2007-08
Aaron Ward	2008-09
Shawn Thornton	2009-10
Andrew Ference	2010-11
Brad Marchand	2011-12
Gregory Campbell	2012-13



Gregory Campbell

2012-13 John P. Bucyk Award recipient

RADIO NETWORK FIRST STAR AWARD

Bobby Orr	1973-74
Phil Esposito	1974-75
Jean Ratelle	1975-76
Jean Ratelle	1976-77
Terry O'Reilly	1977-78
Rick Middleton	1978-79
Rick Middleton	1979-80
Rick Middleton	1980-81

BRUINS TEAM TROPHY WINNERS



Rick Middleton.....	1981-82
Rick Middleton.....	1982-83
Rick Middleton.....	1983-84
Ray Bourque.....	1984-85
Ray Bourque.....	1985-86
Ray Bourque.....	1986-87
Cam Neely.....	1987-88
Cam Neely.....	1988-89
Cam Neely.....	1989-90
Cam Neely.....	1990-91
Andy Moog.....	1991-92
Adam Oates.....	1992-93
Cam Neely.....	1993-94
Cam Neely.....	1994-95
Adam Oates.....	1995-96
Ray Bourque.....	1996-97
Byron Dafeo.....	1997-98
Byron Dafeo.....	1998-99
Joe Thornton.....	1999-00
Jason Allison.....	2000-01
Byron Dafeo.....	2001-02
Joe Thornton.....	2002-03
Andrew Raycroft.....	2003-04
No Season.....	2004-05
Patrice Bergeron.....	2005-06
Marc Savard.....	2006-07
Tim Thomas.....	2007-08
Marc Savard.....	2008-09
Patrice Bergeron.....	2009-10
Tim Thomas.....	2010-11
Tim Thomas.....	2011-12
Tuukka Rask.....	2012-13

RADIO NETWORK SECOND STAR AWARD

Phil Esposito.....	1973-74
Bobby Orr.....	1974-75
Gregg Sheppard.....	1975-76
Brad Park.....	1976-77
Peter McNab.....	1977-78
Peter McNab.....	1978-79
Terry O'Reilly.....	1979-80
Peter McNab.....	1980-81
Barry Pederson.....	1981-82
Pete Peeters.....	1982-83
Barry Pederson.....	1983-84
Ken Linseman.....	1984-85
Ken Linseman.....	1985-86
Bill Ranford.....	1986-87
Steve Kasper.....	1987-88
Ray Bourque.....	1988-89
Ray Bourque.....	1989-90
Ray Bourque.....	1990-91
Ray Bourque.....	1991-92
Joe Juneau.....	1992-93
Ray Bourque.....	1993-94
Ray Bourque.....	1994-95
Ray Bourque.....	1995-96
Ted Donato.....	1996-97
Jason Allison.....	1997-98
Ray Bourque.....	1998-99
Kyle McLaren.....	1999-00
Bill Guerin.....	2000-01
Brian Rolston.....	2001-02
Glen Murray.....	2002-03
Joe Thornton.....	2003-04
No Season.....	2004-05
Brad Boyes.....	2005-06
Tim Thomas.....	2006-07

Marc Savard.....	2007-08
Zdeno Chara.....	2008-09
David Krejci.....	2009-10
Patrice Bergeron.....	2010-11
Patrice Bergeron.....	2011-12
Patrice Bergeron.....	2012-13

RADIO NETWORK THIRD STAR AWARD

Gilles Gilbert.....	1973-74
Gregg Sheppard.....	1974-75
John Bucyk.....	1975-76
Peter McNab.....	1976-77
Brad Park.....	1977-78
Terry O'Reilly.....	1978-79
Ray Bourque.....	1979-80
Ray Bourque.....	1980-81
Ray Bourque.....	1981-82
Ray Bourque.....	1982-83
Ray Bourque.....	1983-84
Keith Crowder.....	1984-85
Keith Crowder.....	1985-86
Steve Kasper.....	1986-87
Ray Bourque.....	1987-88
Randy Burridge.....	1988-89
Andy Moog.....	1989-90
Craig Janney.....	1990-91
Vladimir Ruzicka.....	1991-92
Ray Bourque.....	1992-93
Adam Oates.....	1993-94
Blaine Lacher.....	1994-95
Bill Ranford.....	1995-96
Jozef Stumpel.....	1996-97
Ray Bourque.....	1997-98
Jason Allison.....	1998-99
Sergei Samsonov.....	1999-00
Joe Thornton.....	2000-01
Joe Thornton.....	2001-02
Mike Knuble.....	2002-03
Glen Murray.....	2003-04
No Season.....	2004-05
Tim Thomas.....	2005-06
Glen Murray.....	2006-07
Marco Sturm.....	2007-08
Tim Thomas.....	2008-09
Tuukka Rask.....	2009-10
Milan Lucic.....	2010-11
Milan Lucic.....	2011-12
Tyler Seguin.....	2012-13

JOHN CARLTON MEMORIAL TROPHIES



John Carlton

The John Carlton Memorial Trophies are given annually by the Boston Bruins to the outstanding male and female student-athletes in Eastern Massachusetts high school hockey or junior hockey. They

are given to the high school seniors "who combine exceptional hockey skills with academic excellence."

The annual awards are named in honor of the late Bruins scout and administrator who passed away in December, 1982 after a long and dedicated affiliation at all levels of the game.

Men's Winners

Allen Bourbeau (Acton-Boxboro).....	1982-83
Tom Glavine (Billerica).....	1983-84
Robert Hardy (Malden Catholic).....	1984-85
Brian Ferreira (Falmouth).....	1985-86
Ted Donato (Catholic Memorial).....	1986-87
Kurt Laakso (Newburyport).....	1987-88
Matt Poska (Lynn English).....	1988-89
Robert Chebator (Arlington).....	1989-90
Tim O'Sullivan (Catholic Memorial).....	1990-91
Michael Sullivan (Reading).....	1991-92
Allen Melanson (Lynn English).....	1992-93
Shawn Lothrop (Newton North).....	1993-94
Richard Sacchetti (Chelmsford).....	1994-95
Michael Souza (Wakefield).....	1995-96
Bobby Allen (Cushing Academy).....	1996-97
Brian Eklund (Archbishop Williams).....	1997-98
Thomas Calabro (Billerica).....	1998-99
Jonathan Goodwin (Catholic Memorial).....	1999-00
Noah Welch (St. Sebastian's).....	2000-01
Gabe Winer (Governor Dummer).....	2001-02
Brian Boyle (St. Sebastian's).....	2002-03
Cory Schneider (Phillips Academy).....	2003-04
Benn Ferreira (Governor Dummer).....	2004-05
Chris Huxley (Noble & Greenough).....	2005-06
Kevin McNamara (Belmont Hill).....	2006-07
Edwin Shea (Boston Jr. Bruins).....	2007-08
Wayne Simpson (Lawrence Academy).....	2008-09
Charlie Coyle (South Shore Kings).....	2009-10
Matt Harlow (Noble & Greenough).....	2010-11
Jimmy Vesey (North Reading).....	2011-12
Ryan Fitzgerald (Valley Jr. Warriors).....	2012-13

Women's Winners

Deanna McDevitt (Milton Academy).....	1998-99
Krissy McManus (Noble & Greenough).....	1999-00
Amy McLaughlin (Milton Academy).....	2000-01
Karen Thatcher (Noble & Greenough).....	2001-02
Christine Capuano (Lawrence Academy).....	2002-03
Deb Spillane (Franklin).....	2003-04
Sarah Parsons (Noble & Greenough).....	2004-05
Julie Flynn (Noble & Greenough).....	2005-06
Marissa Gentile (Tabor Academy).....	2006-07
Kelly Foley (Tabor Academy).....	2007-08
Jillian Dempsey (Rivers School).....	2008-09
Marissa Gedman (Noble & Greenough).....	2009-10
Alex Carpenter (Governor's Academy).....	2010-11
Mary Parker (Noble & Greenough).....	2011-12
Natasha Rachlin (Noble & Greenough).....	2012-13



2012-13 men's recipient Ryan Fitzgerald became the fourth John Carlton Trophy winner to be drafted by the Bruins when he was selected in the fourth round of the 2013 NHL Entry Draft.

ALL-TIME ROSTER



A complete listing of the 934 players who have played for the Bruins from 1924-25 through 2012-13

Note - Photo represents the leading scorer of each last initial ... Player pictured is in italics.

LEGEND:

Player Name ... Position ... Height ... Weight ... Date and Place of Birth (if known) ... (Uniform Number(s) if known) ... Team Transactions (if known)

Season(s) Played Regular Season Playoffs
GP G A PTS PIM GP G A PTS PIM

- A -



ABBOTT, George ... Goal ... 5'7" ... 153 ... Aug. 3, 1911 in Synenham ONT ... Loaned to Boston from Toronto to replace injured Bert Gardiner, Nov. 27, 1943 1943-44 1 0 0 0 0 - - - - -	ADAMS, John ... Goal ... 6'0" ... 200 ... July 27, 1946 in Port Arthur ONT ... (#28; #31) ... Traded to San Diego/WHL as future considerations portion of Mar. 10, 1973 Ken Broderick trade, June 12, 1973 1972-73 14 0 0 0 0 - - - - -	ADDUONO, Rick ... Center ... 5'11" ... 182 ... Jan. 25, 1955 in Thunder Bay ONT ... (#31) ... Third pick, 60th overall, in the 1975 NHL Amateur Draft 1975-76 1 0 0 0 0 - - - - -	AITKEN, Johnathan ... Defense ... 6'4" ... 210 ... May 24, 1978 in Edmonton ALTA ... (#49) ... First pick, eighth overall, in the 1996 NHL Entry Draft 1999-00 3 0 0 0 0 - - - - -	ALBERTS, Andrew ... Defense ... 6'5" ... 218 ... June 30, 1981 in Minneapolis MN ... (#41) ... Fifth pick (sixth round), 179th overall, in the 2001 NHL Entry Draft ... Traded to Philadelphia for Ned Lukacevic and 2009 fourth round draft pick (Lane MacDermid), Oct. 13, 2008 2005-06--2008-09 184 1 18 19 231 2 0 0 0 0	ALDCORN, Gary ... Left Wing ... 5'11" ... 170 ... Mar. 7, 1935 in Shaunavon SASK ... Acquired from Detroit with Murray Oliver and Tom McCarthy for Vic Stasiuk and Leo Labine, Jan. 23, 1961 1960-61 21 2 3 5 12 - - - - -	ALLEN, Bobby ... Defense ... 6'1" ... 215 ... Nov. 14, 1978 in Weymouth MA ... (#38) ... Second pick, 52nd overall, in the 1998 NHL Entry Draft ... Traded to Edmonton for Sean Brown, Mar. 19, 2002 ... Signed as a free agent, July 17, 2006 2006-07--2007-08 49 0 3 3 12 - - - - -	ALLISON, Jason ... Center ... 6'3" ... 205 ... May 29, 1975 in North York ONT ... (#14; #41) ... Acquired from Washington with Jim Carey, Anson Carter and 1997 third round draft pick (Lee Goren) for Adam Oates, Bill Ranford and Rick Tocchet, Mar. 1, 1997 ... Traded to Los Angeles with Mikko Eloranta for Glen Murray and Jozef Stumpel, Oct. 24, 2001 1996-97--2000-01 301 105 189 294 242 18 4 15 19 10	ANDERSON, Bill ... Defense ... 6'0" ... 190 ... Dec. 13, 1912 in Tillsonburg ONT ... (#21) 1942-43 - - - - - 1 0 0 0 0	ANDERSON, Earl ... Right Wing ... 6'1" ... 185 ... Feb. 24, 1951 in Roseau MN ... (#16; #27; #28) ... Acquired from Detroit with Hank Nowak for Walt McKechnie and 1975 third round draft pick (Clarke Hamilton), Feb. 18, 1975 1974-75--1976-77 64 12 16 28 10 5 0 1 1 0	ANDREYCHUK, Dave ... Left Wing ... 6'4" ... 220 ... Sept. 29, 1963 in Hamilton ONT ... (#38) ... Signed as a free agent, July 29, 1999 ... Traded to Colorado with Ray Bourque for Brian Rolston, Samuel Pahlsson, Martin Grenier and 2000 first round draft pick (Martin Samuelsson), Mar. 6, 2000 1999-00 63 19 14 33 28 - - - - -	ARBOUR, John ... Defense ... 5'11" ... 195 ... Sept. 28, 1945 in Niagara Falls ONT ... (#27) ... Traded to Pittsburgh with Jean Pronovost for cash, May 21, 1968 1965-66; 1967-68 6 0 1 1 11 - - - - -	ARMSTRONG, Bob ... Defense ... 6'1" ... 190 ... Apr. 7, 1931 in Toronto ONT ... (#4) ... Loaned to Montreal with Dallas Smith and cash for Wayne Connelly, Oct. 26, 1961 1950-51--1961-62 542 13 86 99 671 42 1 7 8 28	ARNIEL, Jamie ... Center ... 5'11" ... 191 ... Nov. 16, 1989 in Kingston ONT ... (#72) ... Fourth pick, 97th overall, in the 2008 NHL Entry Draft. 2010-11 1 0 0 0 0 - - - - -	ARNIEL, Scott ... Left Wing ... 6'1" ... 188 ... Sept. 17, 1962 in Kingston ONT ... (#29) ... Acquired from Winnipeg for future considerations, Nov. 22, 1991 1991-92 29 5 3 8 20 - - - - -	ASHBEE, Barry ... Defense ... 5'10" ... 180 ... July 28, 1939 in Weston ONT ... Traded to Detroit with Ed Chadwick for Bob Perreault, June, 1962 1965-66 14 0 3 3 14 - - - - -	ASHTON, Brent ... Left Wing ... 6'1" ... 210 ... May 18, 1960 in Saskatoon SASK ... (#18) ... Acquired from Winnipeg for Petri Skriko, Oct. 29, 1991 ... Traded to Calgary for C. J. Young, Feb. 1, 1993 1991-92--1992-93 87 19 24 43 58 - - - - -	ATKINSON, Steve ... Right Wing ... 5'11" ... 170 ... Oct. 16, 1948 in Toronto ONT ... Acquired from Detroit as future considerations portion of Feb. 16, 1966 Leo Boivin-Dean Prentice trade, June 6, 1966 ... Traded to Hershey/AHL for cash, June, 1970 1968-69 1 0 0 0 0 - - - - -	AUBUCHON, Oscar ... Left Wing ... 5'10" ... 175 ... Jan. 1, 1917 in St. Hyacinthe QBC ... (#15) ... Acquired from Providence/AHL with Norm Calladine and Ab DeMarco for cash, Mar. 8, 1943 ... Traded to NY Rangers for cash, Nov., 1943 1942-43--1943-44 12 4 0 4 0 6 1 0 1 0
---	---	---	--	--	--	---	--	--	---	--	--	--	--	---	--	--	---	--

AULD, Alex ... Goal ... 6'5" ... 221 ... Jan. 7, 1981 in Cold Lake ALTA ... (#29) ... Acquired from Phoenix for Nate DiCasmirro and 2009 fifth round draft pick (Jeff Costello), Dec. 6, 2007 2007-08 23 0 0 0 0 - - - - -	AWREY, Don ... Defense ... 6'0" ... 175 ... July 18, 1943 in Kitchener ONT ... (#22; #26) ... Traded to St. Louis for Jake Rathwell, 1974 second round draft pick (Mark Howe) and cash, Oct. 5, 1973 1963-64--1972-73 543 21 87 108 827 54 0 11 11 132	AXELSSON, Per-Johan "P.J." ... Left Wing ... 6'1" ... 175 ... Feb. 26, 1975 in Kungälv, SWE ... (#57; #11) ... Seventh pick, 177th overall, in the 1995 NHL Entry Draft 1997-98--2008-09 797 103 184 287 276 54 4 3 7 24
--	--	--

- B -



BABANDO, Pete ... Left Wing ... 5'9" ... 187 ... May 10, 1925 in Braeburn PA ... (#24) ... Traded to Detroit with Clare Martin, Lloyd Durham and Jimmy Peters for Bill Quackenbush and Pete Horeck, Aug. 16, 1949 1947-48--1948-49 118 42 25 67 86 9 1 1 2 4	BAILEY, Garnet "Ace" ... Left Wing ... 5'11" ... 192 ... June 13, 1948 in Lloydminster SASK ... (#14) ... Third pick, 13th overall, in the 1966 NHL Amateur Draft ... Traded to Detroit with future considerations (Murray Wing, June 4, 1974) for Gary Doak, Mar. 1, 1973 1968-69--1972-73 232 31 46 77 289 15 2 4 6 28	BAILEY, Scott ... Goal ... 6'0" ... 195 ... May 2, 1972 in Calgary ALTA ... (#39) ... Third pick (fifth round), 112th overall, in the 1992 NHL Entry Draft 1995-96--1996-97 19 0 0 0 0 - - - - -	BALES, Mike ... Goal ... 6'1" ... 180 ... Aug. 6, 1971 in Prince Albert SASK ... (#30) ... Fourth pick (fifth round), 105th overall, in the 1990 NHL Entry Draft 1992-93 1 0 0 0 0 - - - - -	BALFOUR, Murray ... Right Wing ... 5'9" ... 178 ... Aug. 24, 1936 in Regina SASK ... (#12) ... Acquired from Chicago with Mike Draper for Matt Ravlich and Jerry Toppazzini, June 9, 1964 1964-65 15 0 2 2 26 - - - - -	BALUIK, Stan ... Center ... 5'8" ... 160 ... Oct. 5, 1935 in Port Arthur ONT ... Claimed by Chicoutimi/QHL in Inter-League Draft, June 4, 1957 1959-60 7 0 0 0 2 - - - - -	BANKS, Darren ... Left Wing ... 6'2" ... 215 ... Mar. 18, 1966 in Toronto ONT ... (#20; #56) ... Signed as a free agent, July 16, 1992 1992-93--1993-94 20 2 2 4 73 - - - - -	BARAHONA, Ralph ... Center ... 5'10" ... 180 ... Nov. 16, 1965 in Long Beach CA ... (#37) ... Signed as a free agent, Sept. 26, 1990 1990-91--1991-92 6 2 2 4 0 - - - - -	BARON, Marco ... Goal ... 5'11" ... 180 ... Apr. 8, 1959 in Montreal QBC ... (#31; #33) ... Sixth pick, 99th overall, in the 1979 NHL Entry Draft ... Traded to Los Angeles for Bob LaForest, Jan. 3, 1984 1979-80--1982-83 64 - 2 2 46 1 - 0 0 0	BARR, Dave ... Right Wing ... 6'1" ... 195 ... Nov. 30, 1960 in Toronto ONT ... (#17; #27; #32) ... Signed as a free agent, Sept. 28, 1981 ... Traded to NY Rangers for Dave Silk, Oct. 5, 1983 1981-82--1982-83 12 1 1 2 7 15 1 0 1 2	BARRY, Eddie ... Left Wing ... 5'10" ... 180 ... Oct. 12, 1919 in Wellesley MA ... (#18) ... Signed as a free agent, Jan. 9, 1947 1946-47 19 1 3 4 2 - - - - -	BARRY, Marty ... Center ... 5'11" ... 175 ... Dec. 8, 1905 in Quebec City QBC ... (#8) ... Claimed from NY Americans in Inter-League Draft, May 13, 1929 ... Traded to Detroit with Art Giroux for Cooney Weiland and Walt Buswell, June 30, 1935 1929-30--1934-35 279 130 88 218 167 20 6 6 12 26	BARRY, Ray ... Center ... 5'11" ... 170 ... Oct. 4, 1928 in Boston MA ... Signed as a free agent, Oct. 3, 1950 1951-52 18 1 2 3 6 - - - - -	BARTKOWSKI, Matt ... Defense ... 6'1" ... 196 ... June 4, 1988 in Pittsburgh PA ... Acquired from Florida with Dennis Seidenberg for Byron Bitz, Craig Weller and 2010 second round draft pick (Alexander Petrovic), Mar. 3, 2010 2010-11--2012-13 20 0 2 2 10 7 1 1 2 4	BARTLETT, Jimmy ... Left Wing ... 5'9" ... 165 ... May 27, 1932 in Verdun QBC ... (#24) ... Claimed from NY Rangers in Intra-League Draft, June 8, 1960 ... Traded to Providence/AHL for cash, Aug., 1961 1960-61 63 15 9 24 95 - - - - -	BATES, Shawn ... Center ... 5'11" ... 205 ... Apr. 3, 1975 in Melrose MA ... (#17) ... Fourth pick, 103rd overall, in the 1993 NHL Entry Draft 1997-98--2000-01 135 14 14 28 44 12 0 0 0 4	BAUER, Bobby ... Right Wing ... 5'6" ... 150 ... Feb. 16, 1915 in Waterloo ONT ... (#17) ... Claimed from Syracuse/IHL in Inter-League Draft, May 11, 1935 1935-36--1941-42; 1945-46--1946-47; 1951-52 327 123 137 260 36 48 11 8 19 6	BAUMGARTNER, Ken ... Left Wing ... 6'1" ... 205 ... Mar. 11, 1966 in Flin Flon MAN ... (#22) ... Signed as a free agent, July 14, 1997 1997-98--1998-99 151 1 4 5 318 9 0 0 0 14	BEATTIE, John "Red" ... Left Wing ... 5'9" ... 170 ... Oct. 2, 1907 in Ibbstock ENG ... (#11) ... Rights awarded by NHL to settle contract dispute, Dec. 12, 1930 ... Traded to Detroit for Gord Pettinger, Dec. 19, 1937 1930-31--1937-38 287 58 79 137 127 18 2 0 2 6	BECKETT, Bob ... Center ... 6'0" ... 185 ... Apr. 8, 1936 in Unionville ONT ... (#6; #24) ... 1956-57--1957-58; 1961-62; 1963-64 68 7 6 13 18 - - - - -
--	--	--	--	---	--	---	---	---	--	--	--	---	--	---	--	--	--	---	--

BOSCHENSKI, Brandon ... Right Wing ... 6'1" ... 187 ... Apr. 4, 1982 in Blaine MN ... (#10) ...															
Acquired from Chicago for Kris Versteeg, Feb. 3, 2007 ... Traded to Anaheim for Shane Hnidy and 2008 sixth round draft pick (Nicholas Tremblay), Jan. 2, 2008															
2006-07--2007-08	51	11	17	28	20	-	-	-	-	-	-	-	-	-	-
BODNAR, Gus ... Center ... 5'11" ... 160 ... Apr. 24, 1923 in Fort William ONT ... (#18) ...															
Acquired from Chicago for Jerry Toppazzini, Feb. 16, 1954															
1953-54--1954-55	81	7	7	14	24	6	0	1	1	4	-	-	-	-	-
BODNARCHUK, Andrew ... Defense ... 5'11" ... 185 ... July 11, 1988 in Drumheller ALTA ...															
(#65) ... Fifth pick, 128th overall, in the 2006 NHL Entry Draft															
2009-10	5	0	0	0	2	-	-	-	-	-	-	-	-	-	-
BOIVIN, Leo ... Defense ... 5'8" ... 183 ... Aug. 2, 1932 in Prescott ONT ... (#20) ... Traded															
to Toronto with Ferny Flaman, Ken Smith and Phil Maloney for Bill Ezinicki and Vic Lynn, Nov.															
16, 1950 ... Acquired from Toronto for Joe Klukay, Nov. 9, 1954 ... Traded to Detroit with Dean															
Prentice for Gary Doak, Ron Murphy, Bill Lesuk and future considerations (Steve Atkinson,															
June 6, 1966), Feb. 16, 1966															
1954-55--1965-66	717	47	164	211	766	34	3	9	12	41	-	-	-	-	-
BOLDIREV, Ivan ... Center ... 6'0" ... 190 ... Aug. 15, 1949 in Zrnanjanin YUG ... (#22) ...															
Third pick, 11th overall, in the 1969 NHL Amateur Draft ... Traded to California for Rich Leduc															
and Chris Oddleifson, Nov. 17, 1971															
1970-71--1971-72	13	0	2	2	6	-	-	-	-	-	-	-	-	-	-
BOLL, Frank "Buzz" ... Left Wing ... 5'10" ... 166 ... Mar. 6, 1911 in Filmore SASK ... Rights															
transferred from Brooklyn in Special Dispersal Draw, Oct. 9, 1942															
1942-43--1943-44	82	44	52	96	22	-	-	-	-	-	-	-	-	-	-
BONIN, Marcel ... Right/Left Wing ... 5'10" ... 170 ... Sept. 12, 1932 in Montreal QBC ...															
(#18; #22; #23) ... Acquired from Detroit with Lorne Davis, Terry Sawchuk and Vic Stasiuk for															
Gilles Boisvert, Real Chevrefils, Norm Corcoran, Warren Godfrey and Ed Sandford, June 3,															
1955 ... Claimed by Montreal in Inter-League Draft, June 4, 1957															
1955-56	67	9	9	18	49	-	-	-	-	-	-	-	-	-	-
BONVIE, Dennis ... Right Wing ... 5'11" ... 205 ... July 23, 1973 in Antigonish NS ... (#76;															
#22) ... Signed as a free agent, Oct. 5, 2001															
2001-02	23	1	2	3	84	1	0	0	0	0	0	0	0	0	0
BOONE, Carl "Buddy" ... Right Wing ... 5'7" ... 158 ... Sept. 11, 1932 in Kirkland Lake ONT															
... (#6)															
1956-57--1957-58	34	5	3	8	28	22	2	1	3	25	-	-	-	-	-
BOUCHER, Billy ... Right Wing ... 5'7" ... 155 ... Nov. 10, 1899 in Ottawa ONT ... (#7) ... Ac-															
quired from Montreal for Carson Cooper with right of recall, Jan. 17, 1927 ... Players returned															
to original teams, May 22, 1927															
1926-27	14	2	0	2	12	8	0	0	0	2	-	-	-	-	-
BOURQUE, Chris ... Left Wing ... 5'8" ... 174 ... Jan. 29, 1986 in Boston MA ... (#48) ... Ac-															
quired from Washington for Zach Hamill, May 26, 2012															
2012-13	18	1	3	4	6	-	-	-	-	-	-	-	-	-	-
BOURQUE, Ray ... Defense ... 5'11" ... 219 ... Dec. 28, 1960 in Montreal QBC ... (#7; #77)															
... First pick, eighth overall, in the 1979 NHL Entry Draft ... Traded to Colorado with Dave															
Andreychuk for Brian Rolston, Samuel Pahlsson, Martin Grenier and 2000 first round draft															
pick (Martin Samuelsson), Mar. 6, 2000															
1979-80--1999-00	1518	395	1111	1506	1089	180	36	125	161	151	-	-	-	-	-
BOUTILIER, Paul ... Defense ... 6'0" ... 200 ... May 3, 1963 in Sydney NSW ... (#34) ...															
Awarded from NY Islanders as compensation for Islanders signing of free agent Brian Curran,															
Aug. 6, 1987 ... Traded to Minnesota for 1987 fourth round draft pick (Darwin McPherson),															
Mar. 10, 1987															
1986-87	52	5	9	14	84	-	-	-	-	-	-	-	-	-	-
BOYCHUK, Johnny ... Defense ... 6'2" ... 225 ... Jan. 19, 1984 in Edmonton ALTA ... (#55) ...															
Acquired from Colorado for Matt Hendricks, June 24, 2008															
2008-09--2012-13	242	14	38	52	108	67	12	13	25	30	-	-	-	-	-
BOYD, Irwin ... Right Wing ... 5'10" ... 152 ... Nov. 13, 1908 in Ardmore PA ... (#9) ... Traded															
to Philadelphia/Can-Am for cash, Oct., 1932 ... Signed as a free agent, Dec. 18, 1942															
1931-32;															
1942-43--1943-44	54	8	7	15	16	5	0	1	1	4	-	-	-	-	-
BOYES, Brad ... Center/Right Wing ... 6'1" ... 195 ... Apr. 17, 1982 in Missoula OMT ... (#26)															
... Acquired from San Jose for Jeff Jillson, Mar. 9, 2004 ... Traded to St. Louis for Dennis															
Wideman, Feb. 27, 2007															
2005-06--2006-07	144	39	64	103	53	-	-	-	-	-	-	-	-	-	-
BOYNICK, Nick ... Defense ... 6'2" ... 211 ... Jan. 14, 1979 in Etobicoke ONT ... (#44) ...															
First pick, 21st overall, in the 1999 NHL Entry Draft ... Traded to Phoenix for Paul Mara, June															
26, 2006															
1999-00--2005-06	299	22	62	84	399	18	1	5	6	14	-	-	-	-	-
BRACKENBOROUGH, John ... Left Wing/Center ... 5'11" ... 170 ... Feb. 9, 1897 in Parry Sound ONT ...															
(#11) ... Signed as a free agent, Nov. 16, 1925															
1925-26	7	0	0	0	0	-	-	-	-	-	-	-	-	-	-
BRADLEY, Bart ... Center ... 5'8" ... 150 ... July 29, 1930 in Fort William ONT															
1949-50	1	0	0	0	0	-	-	-	-	-	-	-	-	-	-
BRENNAN, Rich ... Defense ... 6'2" ... 200 ... Nov. 26, 1972 in Schenectady NY ... (#59) ...															
Signed as a free agent, July 18, 2002															
2002-03	7	0	1	1	6	-	-	-	-	-	-	-	-	-	-
BRENNAN, Tom ... Right Wing ... 5'9" ... 155 ... Jan. 22, 1922 in Philadelphia PA ... Signed															
as a free agent, Nov. 27, 1943															
1943-44--1944-45	12	2	2	4	2	-	-	-	-	-	-	-	-	-	-
BRICKLEY, Andy ... Left Wing/Center ... 5'11" ... 200 ... Aug. 9, 1961 in Melrose MA ...															
(#25) ... Claimed from New Jersey in Waiver Draft, Oct. 3, 1988															
1988-89--1991-92	177	37	76	113	38	12	0	2	2	0	-	-	-	-	-
BRIDEN, Archie ... Left Wing ... 5'8" ... 170 ... July 16, 1898 in Renfrew ONT ... (#8) ...															
Acquired from Calgary/WHL for cash, Aug. 30, 1926 ... Traded to Detroit with Duke Keats for															
Harry Meeking and Frank Fredrickson, Jan. 7, 1927															
1926-27	16	2	2	4	8	-	-	-	-	-	-	-	-	-	-
BRIMSEK, Frank ... Goal ... 5'9" ... 170 ... Sept. 26, 1915 in Eveleth MN ... (#1) ... Signed															
as a free agent, Oct. 27, 1938 ... Traded to Chicago for cash, Sept. 8, 1949															
1938-39--1942-43;															
1946-47--1948-49	444	-	0	0	4	68	-	0	0	0	-	-	-	-	-

3 -

ALL-TIME ROSTER



DAUGAVINS, Kaspars ... Left Wing ... 6'0" ... 213 ... May 18, 1988 in Riga, Latvia ... (#16) ... Claimed off waivers from Ottawa, Mar. 27, 2013	2012-13	6	0	1	1	0	6	0	0	0	2
DAVISON, Murray ... Defense ... 6'2" ... 190 ... June 10, 1938 in Brantford ONT	1965-66	1	0	0	0	0	-	-	-	-	-
DEFELICE, Norm ... Goal ... 5'10" ... 150 ... Jan. 19, 1933 in Schumacher ONT ... Traded to Springfield/AHL with future considerations (Floyd Smith, June, 1957) and loan of Jack Bionda for Don Simmons, Jan. 22, 1957	1956-57	10	-	0	0	0	-	-	-	-	-
DeGUIDICE, Matt ... Goal ... 5'9" ... 170 ... Mar. 5, 1967 in West Haven CT ... (#33; #70) ... Fifth pick (fourth round), 77th overall, in the 1987 NHL Entry Draft	1990-91-1991-92	11	-	0	0	2	-	-	-	-	-
DELMONTE, Armand ... Right Wing ... 5'10" ... 170 ... June 3, 1927 in Timmins ONT	1945-46	1	0	0	0	0	-	-	-	-	-
DeMARCO, Albert G. ... Center ... 6'0" ... 168 ... May 10, 1916 in North Bay ONT ... (#17) ... Acquired from Providence/AHL with Oscar Aubuchon and Norm Calladine for cash, Mar. 8, 1943 ... Traded to NY Rangers for cash, Nov., 1943	1942-43-1943-44	6	4	1	5	0	9	3	0	3	2
DeMARCO, Albert T. ... Defense ... 6'0" ... 170 ... Feb. 27, 1949 in Cleveland OH ... (#19) ... Signed as a free agent, Oct. 23, 1978	1978-79	3	0	0	0	0	-	-	-	-	-
DEMPSEY, Nathan ... Defense ... 6'0" ... 190 ... July 14, 1974 in Spruce Grove ALTA ... (#29; #21) ... Signed as a free agent, July 28, 2006	2006-07	17	0	1	1	6	-	-	-	-	-
DENNENY, Cy ... Left Wing ... 5'7" ... 168 ... Dec. 23, 1891 in Farrow's Point ONT ... (#16) ... Acquired from Ottawa for cash, Oct. 25, 1928	1928-29	23	1	2	3	2	2	0	0	0	0
DERLAGO, Bill ... Center ... 5'10" ... 194 ... Aug. 25, 1958 in Birtle MAN ... (#14) ... Acquired from Toronto for Tom Fergus, Oct. 11, 1985 ... Traded to Winnipeg for Wade Campbell, Jan. 31, 1986	1985-86	39	5	16	21	15	-	-	-	-	-
DILLABOUGH, Bob ... Center ... 5'10" ... 180 ... Apr. 27, 1941 in Belleville ONT ... (#22) ... Acquired from Detroit with Al Langlois, Ron Harris and Parker MacDonald for Ab McDonald, Bob McCord and Ken Stephanson, May 31, 1965 ... Claimed by Pittsburgh in NHL Expansion Draft, June 6, 1967	1965-66-1966-67	113	13	25	38	32	-	-	-	-	-
DIMAIO, Rob ... Right Wing ... 5'10" ... 190 ... Feb. 19, 1968 in Calgary ALTA ... (#19) ... Acquired from San Jose for 1997 fifth round draft pick (Adam Nittel), Sept. 30, 1996 ... Traded to NY Rangers for Mike Knuble, Mar. 10, 2000	1996-97-1999-00	272	35	62	97	301	18	3	0	3	16
DOAK, Gary ... Defense ... 5'11" ... 175 ... Feb. 26, 1946 in Goderich ONT ... (#25) ... Acquired from Detroit with Bill Lesuk, Ron Murphy and future considerations (Steve Atkinson, June 6, 1966) for Dean Prentice and Leo Boivin, Feb. 16, 1966 ... Claimed by Vancouver in NHL Expansion Draft, June 10, 1970 ... Acquired from Detroit for Ace Bailey and future considerations (Murray Wing, June 4, 1973), Mar. 1, 1973	1965-66-1969-70;	609	20	81	101	656	66	2	4	6	75
DOBBIN, Brian ... Right Wing ... 5'11" ... 205 ... Aug. 18, 1966 in Petrolia ONT ... (#51) ... Acquired from Philadelphia with Gord Murphy, 1992 third round (Sergei Zholtok) and 1993 fourth round (Charles Paquette) draft picks for Garry Galley, Wes Walz and 1993 third round draft pick (Milos Holan), Jan. 2, 1992	1991-92	7	1	0	1	22	-	-	-	-	-
DONATELLI, Clark ... Left Wing ... 5'10" ... 180 ... Nov. 22, 1967 in Providence RI ... (#50) ... Signed as a free agent, Mar. 10, 1992	1991-92	10	0	1	1	22	2	0	0	0	0
DONATO, Ted ... Left Wing ... 5'10" ... 180 ... Apr. 28, 1969 in Boston MA ... (#46; #21; #40) ... Sixth pick (fifth round), 98th overall, in the 1987 NHL Entry Draft ... Traded to NY Islanders for Ken Belanger, Nov. 7, 1998 ... Signed as a free agent, July 22, 2003	1991-92-1998-99;	528	119	147	266	297	49	8	9	17	22
DONNELLY, Dave ... Center ... 5'11" ... 185 ... Feb. 2, 1962 in Edmonton ALTA ... (#29) ... Acquired from Minnesota with Brad Palmer for Boston agreeing not to select Brian Bellows in 1982 Entry Draft, June 9, 1982 ... Traded to Detroit for Dwight Foster, Mar. 11, 1986	1983-84-1985-86	62	9	12	21	65	4	0	0	0	0
DONOVAN, Shean ... Right Wing ... 6'2" ... 208 ... Jan. 22, 1975 in Timmins ONT ... (#22) ... Signed as a free agent, July 2, 2006 ... Traded to Ottawa for Peter Schaefer, July 17, 2007	2006-07	76	6	11	17	56	-	-	-	-	-
DORNHOEFER, Gary ... Right Wing ... 6'1" ... 190 ... Feb. 2, 1943 in Kitchener ONT ... (#8; #27) ... Claimed by Philadelphia in NHL Expansion Draft, June 6, 1967	1963-64-1965-66	62	12	12	24	35	-	-	-	-	-
DOULL, Doug ... Left Wing ... 6'2" ... 216 ... May 31, 1974 in Glace Bay NS ... (#56) ... Signed as a free agent, July 28, 2003	2003-04	35	0	1	1	132	-	-	-	-	-
DOURIS, Peter ... Right Wing ... 6'1" ... 195 ... Feb. 19, 1966 in Toronto ONT ... (#16) ... Signed as a free agent, June 27, 1989	1989-90-1992-93	148	24	25	49	38	26	3	5	8	14
DOWNNEY, Aaron ... Right Wing ... 6'0" ... 210 ... Aug. 27, 1974 in Shelburne ONT ... (#45) ... Signed as a free agent, Jan. 20, 1998	1999-00	1	0	0	0	0	-	-	-	-	-
DROUIN, P. C. ... Left Wing ... 6'2" ... 208 ... Apr. 22, 1974 in St. Lambert QBC ... (#40) ... Signed as a free agent, Oct. 14, 1996	1996-97	3	0	0	0	0	-	-	-	-	-
DUFOUR, Luc ... Left Wing ... 5'11" ... 180 ... Feb. 13, 1963 in Chicoutimi QBC ... (#29) ... Second pick, 35th overall, in the 1981 NHL Entry Draft ... Traded to Quebec with 1985 fourth round draft pick (Peter Massey) for Louis Sleigher, Oct. 25, 1984	1982-83-1983-84	114	20	15	35	154	17	1	0	1	30
DUGUID, Lorne ... Left Wing ... 5'11" ... 185 ... Apr. 4, 1910 in Bolton ONT ... (#16) ... Acquired from Detroit for Gene Carrigan, Dec. 29, 1935	1935-36-1936-37	30	2	4	6	4	-	-	-	-	-

DUMART, Woody ... Left Wing ... 6'0" ... 190 ... Dec. 23, 1916 in Berlin ONT ... (#14) ... Signed as a free agent, Oct. 9, 1935	1935-36-1941-42;	772	211	218	429	99	88	12	15	27	23
DUNBAR, Dale ... Defense ... 6'0" ... 200 ... Oct. 14, 1961 in Winthrop MA ... (#45) ... Signed as a free agent, Aug. 25, 1987	1988-89	1	0	0	0	0	-	-	-	-	-

- E -



EDESTRAND, Darryl ... Defense ... 5'11" ... 180 ... Nov. 6, 1945 in Strathroy ONT ... (#6) ... Acquired from Pittsburgh for Nick Beverley, Oct. 25, 1973 ... Traded to Los Angeles for cash, Mar. 13, 1978	1973-74-1977-78	215	8	37	45	195	34	2	6	8	47
EGAN, Pat ... Defense ... 5'10" ... 195 ... Apr. 25, 1918 in Blackie ALTA ... (#2; #4) ... Acquired from Detroit for Bill Hollett, Jan. 5, 1944 ... Traded to NY Rangers for Billy Moe, Lorne Ferguson and future considerations, Oct. 7, 1949	1943-44-1948-49	294	47	85	132	435	32	6	3	9	38
EHMAN, Gerry ... Right Wing ... 6'0" ... 190 ... Nov. 3, 1932 in Cudworth SASK ... Claimed from Detroit in Inter-League Draft, June 1, 1953	1957-58	1	1	0	1	0	-	-	-	-	-
ELIK, Todd ... Center ... 6'2" ... 195 ... Apr. 15, 1966 in Brampton ONT ... (#20) ... Signed as a free agent, Aug. 8, 1995	1995-96-1996-97	90	17	45	62	56	4	0	2	2	16
ELLETT, Dave ... Defense ... 6'2" ... 205 ... Mar. 30, 1964 in Cleveland OH ... (#44) ... Signed as a free agent, July 29, 1997	1997-98-1998-99	136	3	26	29	92	14	0	1	1	10
ELORANTA, Mikko ... Left Wing ... 6'0" ... 185 ... Aug. 24, 1972 in Turku FIN ... (#22) ... Ninth pick, 247th overall, in the 1999 NHL Entry Draft ... Traded to Los Angeles with Jason Allison for Glen Murray and Jozef Stumpel, Oct. 24, 2001	1999-00-2001-02	118	18	23	41	76	-	-	-	-	-
EMMA, David ... Center ... 5'11" ... 180 ... Jan. 14, 1969 in Cranston RI ... (#52) ... Signed as a free agent, Aug. 27, 1996	1996-97	5	0	0	0	0	-	-	-	-	-
EMMONS, John ... Center ... 6'2" ... 203 ... Aug. 17, 1974 in San Jose CA ... (#23) ... Signed as a free agent, Aug. 8, 2001	2001-02	22	0	2	2	16	-	-	-	-	-
EMMS, Leighton "Hap" ... Left Wing/Defense ... 6'0" ... 190 ... Jan. 12, 1905 in Barrie ONT ... Signed as a free agent, Oct. 28, 1934 ... Traded to NY Americans with Obs Heximer for Walter Jackson, Dec. 13, 1934	1934-35	11	1	1	2	8	-	-	-	-	-
ERICKSON, Aut ... Defense ... 6'1" ... 188 ... Jan. 25, 1938 in Lethbridge ALTA ... (#11) ... Claimed from Chicago in Intra-League Draft, June 10, 1959 ... Claimed by Chicago in Intra-League Draft, June 13, 1961	1959-60-1960-61	126	3	12	15	94	-	-	-	-	-
ERICKSON, Grant ... Left Wing ... 5'9" ... 165 ... Apr. 28, 1947 in Pierceland SASK ... Claimed by Minnesota in Intra-League Draft, June 11, 1969	1968-69	2	1	0	1	0	-	-	-	-	-
ESPOSITO, Phil ... Center ... 6'1" ... 205 ... Feb. 20, 1942 in Sault Ste. Marie ONT ... (#7) ... Acquired from Chicago with Ken Hodge and Fred Stanfield for Pit Martin, Jack Norris and Gilles Marotte, May 15, 1967 ... Traded to NY Rangers with Carol Vadnais for Brad Park, Jean Ratelle and Joe Zanussi, Nov. 7, 1975	1967-68-1975-76	625	459	553	1012	512	71	46	56	102	81
EVANS, Claude ... Goal ... 5'8" ... 165 ... Apr. 28, 1933 in Longueuil QBC ... Loaned from Springfield/AHL to replace injured Harry Lumley, Mar. 6, 1958	1957-58	1	-	0	0	0	-	-	-	-	-
EZINICKI, Bill ... Right Wing ... 5'10" ... 170 ... Mar. 11, 1924 in Winnipeg MAN ... (#21) ... Acquired from Toronto with Vic Lynn for Ferny Flaman, Ken Smith, Phil Maloney and Leo Boivin, Nov. 16, 1950 ... Traded to Toronto for cash, Jan. 28, 1952	1950-51-1951-52	81	21	24	45	166	6	1	1	2	18

- F -



FEATHERSTONE, Glen ... Defense ... 6'4" ... 209 ... July 8, 1968 in Toronto ONT ... (#6) ... Signed as a free agent, July 25, 1991 ... Traded to NY Rangers for Daniel Lacroix, Aug. 19, 1994	1991-92-1993-94	99	7	13	20	274	1	0	0	0	0
FERENCE, Andrew ... Defense ... 5'10" ... 191 ... Mar. 17, 1979 in Edmonton ALTA ... (#21) ... Acquired from Calgary with Chuck Kobasew for Brad Stuart, Wayne Primeau and Washington's 2008 fourth round draft pick (T.J. Brodie), Feb. 10, 2007	2006-07-2012-13	373	16	78	94	278	69	5	16	21	69
FERGUS, Tom ... Center ... 6'3" ... 210 ... June 16, 1962 in Chicago IL ... (#28) ... Second pick (third round), 60th overall, in the 1980 NHL Entry Draft ... Traded to Toronto for Bill Derlago, Oct. 11, 1985	1981-82-1984-85	289	98	138	236	138	29	7	2	9	28

ALL-TIME ROSTER



FERGUSON, Lorne ... Left Wing ... 6'0" ... 175 ... May 26, 1930 in Palmerston ONT ... (#12; #23; #24) ... Acquired from NY Rangers with Billy Moe and future considerations for Pat Egan, Oct. 7, 1949 ... Traded to Detroit with Murray Costello for Real Chevrefils and Jerry Toppazzini, Jan. 17, 1956
1949-50--1951-52; 201 47 41 88 87 10 2 0 2 4
1954-55--1955-56

FERNANDEZ, Manny ... Goal ... 6'0" ... 207 ... Aug. 27, 1974 in Etobicoke ONT ... (#35) ... Acquired from Minnesota for Petr Kalus and 2009 fourth round draft pick (Alexander Fallstrom), July 1, 2007
2007-08--2008-09 32 - 0 0 2 - - - - -

FERRARO, Peter ... Right Wing ... 5'10" ... 180 ... Jan. 24, 1973 in Port Jefferson NY ... (#42) ... Signed as a free agent, Aug. 5, 1998 ... Claimed by Atlanta in NHL Expansion Draft, June 25, 1999 ... Acquired from Atlanta for Randy Robitaille, June 25, 1999
1998-99--1999-00 51 6 9 15 44 - - - - -

FIELDER, Guyle ... Center ... 5'9" ... 165 ... Nov. 21, 1930 in Potlach ID ... (#20) ... Acquired from Seattle/WHL for cash, Oct., 1953 ... Claimed from Seattle/WHL in Inter-League Draft, June 5, 1957 ... Traded to Detroit for cash, June 15, 1957
1953-54 - - - - - 2 0 0 0 2

FILLION, Marcel ... Left Wing ... 5'7" ... 175 ... May 28, 1923 in Thetford Mines QBC
1944-45 1 0 0 0 0 - - - - -

FILMORE, Tom ... Right Wing ... 5'11" ... 189 ... Date unknown in Thamesford ONT ... Acquired from NY Americans for Jim Klein, Feb. 12, 1933 ... Traded to Montreal with cash for Tony Savage, Nov. 5, 1934
1932-33--1933-34 4 0 0 0 0 - - - - -

FINLEY, Brian ... Goal ... 6'3" ... 200 ... July 3, 1981 in Sault Ste. Marie ONT ... (#60) ... Signed as a free agent, July 17, 2006
2006-07 2 - 0 0 0 - - - - -

FINNIGAN, Eddie ... Left Wing ... 5'8" ... 170 ... May 23, 1913 in Shawville QBC ... Acquired from NY Americans for cash, Dec. 19, 1935 ... Traded to Providence/AHL for cash, Oct. 7, 1936
1935-36 3 0 0 0 0 - - - - -

FISHER, Duncan ... Right Wing ... 5'7" ... 170 ... Aug. 30, 1927 in Regina SASK ... (#9) ... Acquired from NY Rangers with future considerations (Nov. 20, 1950 loan of Alex Kaleta to Hershey/AHL) for Ed Harrison and Zello Toppazzini, Nov. 16, 1950 ... Traded to Hershey/AHL with Ellard O'Brien for Ray Garipey, June, 1953
1950-51--1952-53 125 24 33 57 22 8 1 0 1 0

FITZGERALD, Tom ... Right Wing ... 6'0" ... 195 ... Aug. 28, 1969 in Billerica MA ... (#12) ... Signed as a free agent, July 28, 2004 ... Retired as a player, Sept. 12, 2006
2005-06 71 4 6 10 40 - - - - -

FLAMAN, Ferny ... Defense ... 5'10" ... 190 ... Jan. 25, 1927 in Dysart SASK ... (#4; #10; #14) ... Traded to Toronto with Ken Smith, Phil Maloney and Leo Boivin for Bill Ezinicki and Vic Lynn, Nov. 16, 1950 ... Acquired from Toronto for Dave Creighton, July 20, 1954
1944-45--1950-51; 682 30 147 177 1002 48 3 6 9 67
1954-55--1960-61

FLEMING, Reggie ... Defense/Left Wing ... 5'8" ... 170 ... Apr. 21, 1936 in Montreal QBC ... (#19) ... Acquired from Chicago with Ab McDonald for Doug Mohns, June 8, 1964 ... Traded to NY Rangers for John McKenzie, Jan. 10, 1966
1964-65--1965-66 101 22 29 51 178 - - - - -

FLOCKHART, Ron ... Center ... 5'11" ... 190 ... Oct. 10, 1960 in Smithers BC ... (#36) ... Acquired from St. Louis for future considerations, Feb. 13, 1989
1988-89 4 0 0 0 0 - - - - -

FORBES, Dave ... Left Wing ... 5'10" ... 180 ... Nov. 16, 1948 in Montreal QBC ... (#14) ... Signed as a free agent, Sept., 1973 ... Claimed by Washington in Waiver Draft, Oct. 10, 1977
1973-74--1976-77 284 53 52 105 220 45 1 4 5 13

FORBES, Mike ... Defense ... 6'2" ... 200 ... Sept. 20, 1957 in Brampton ONT ... (#6) ... Third pick, 52nd overall, in the 1977 NHL Amateur Draft ... Claimed by Edmonton in NHL Expansion Draft, June 13, 1979
1977-78 32 0 4 4 15 - - - - -

FOSTER, Dwight ... Right Wing ... 5'10" ... 190 ... Apr. 2, 1957 in Toronto ONT ... (#27; #20) ... First pick, 16th overall, in the 1977 NHL Amateur Draft ... Acquired from Detroit for Dave Donnelly, Mar. 11, 1986
1977-78--1980-81; 252 51 82 133 165 29 5 11 16 4
1985-86--1986-87

FOSTER, Harry "Yip" ... Defense ... 6'6" ... 198 ... Nov. 25, 1907 in Guelph ONT ... Acquired from NY Rangers with cash for Bill Regan, Feb. 17, 1930 ... Traded to Tulsa/AHA for cash, Jan. 6, 1933
1931-32 34 1 2 3 12 - - - - -

FOSTER, Norm ... Goal ... 5'9" ... 175 ... Feb. 10, 1965 in Vancouver BC ... (#29; #36) ... Eleventh pick, 231st overall, in the 1983 NHL Entry Draft ... Traded to Edmonton for 1992 sixth round draft pick (Jiri Dopita), Sept. 11, 1991
1990-91 3 - 0 0 0 - - - - -

FOWLER, Norman "Hec" ... Goal ... 5'11" ... 190 ... Oct. 14, 1892 in Saskatoon SASK ... (#1) ... Acquired from Victoria/PCHA for cash, Oct. 29, 1924
1924-25 7 - 0 0 0 - - - - -

FRANKS, Jim ... Goal ... 5'11" ... 156 ... Nov. 8, 1914 in Melville SASK ... Loaned from Detroit to replace injured Bert Gardiner, Jan. 29, 1944
1943-44 1 - 0 0 0 - - - - -

FREDRICKSON, Frank ... Center ... 5'11" ... 180 ... June 11, 1895 in Winnipeg MAN ... (#5) ... Acquired from Detroit with Harry Meeking for Duke Keats and Archie Briden, Jan. 7, 1927 ... Traded to Pittsburgh for Mickey Mackay and cash, Dec. 21, 1928
1926-27--1928-29 81 27 12 39 140 10 2 3 5 24

FROST, Harry ... Right Wing ... 5'11" ... 165 ... Aug. 17, 1914 in Kerr Lake ONT ... (#4)
1938-39 4 0 0 0 0 1 0 0 0 0

- G -



GAGNE, Art ... Right Wing ... 5'7" ... 160 ... Oct. 11, 1897 in Ottawa ONT ... Acquired from Montreal for cash, May 13, 1929 ... Traded to Ottawa for cash, Dec. 21, 1929
1929-30 6 0 1 1 6 - - - - -

GAGNE, Pierre ... Left Wing ... 6'1" ... 180 ... June 5, 1940 in North Bay ONT
1959-60 2 0 0 0 0 - - - - -

GAGNON, Johnny ... Right Wing ... 5'5" ... 140 ... June 8, 1905 in Chicoutimi QBC ... Acquired from Montreal for Joe Lamb, Oct. 2, 1934 ... Traded to Montreal for cash, Jan. 9, 1935
1934-35 24 1 1 2 9 - - - - -

GAINOR, Norman "Dutch" ... Center ... 6'1" ... 170 ... Apr. 10, 1904 in Calgary ALTA ... (#8) ... Acquired from Minneapolis/AHA with Nobby Clark for Red Stuart, cash and future considerations, Oct. 24, 1927 ... Traded to NY Rangers for Joe Jerwa, Aug. 25, 1931
1927-28--1930-31 163 48 43 91 118 15 2 1 3 12

GALBRAITH, Percy ... Left Wing/Defense ... 5'10" ... 162 ... Dec. 5, 1898 in Toronto ONT ... (#6) ... Acquired from St. Paul/AHA with Bill Hill for cash, Jan. 3, 1926 ... Traded to Ottawa with Ted Saunders and Bud Cook for Bob Gracie, Oct. 4, 1933 ... Signed as a free agent, Nov. 21, 1933
1926-27--1933-34 345 29 31 60 224 31 4 7 11 24

GALLEY, Garry ... Defense ... 6'0" ... 204 ... Apr. 16, 1963 in Montreal QBC ... (#28) ... Signed as a free agent, July 8, 1988 ... Traded to Philadelphia with Wes Walz and 1993 third round draft pick (Milos Holan) for Gord Murphy, Brian Dobbin, 1992 third round (Sergei Zholtok) and 1993 fourth round (Charles Paquette) draft picks, Jan. 2, 1992
1988-89--1991-92 257 24 82 106 322 46 4 9 13 84

GALLINGER, Don ... Center ... 6'0" ... 170 ... Apr. 16, 1925 in Port Colborne ONT ... (#11)
1942-43--1943-44; 1945-46--1947-48 222 65 88 153 89 23 5 5 10 19

GAMBLE, Bruce ... Goal ... 5'9" ... 200 ... May 24 1938 in Port Arthur ONT ... (#1) ... Claimed from NY Rangers in Intra-League Draft, June 10, 1959 ... Loaned to Portland/WHL as future considerations portion of May, 1961 Don Head trade, Sept., 1961 ... Traded to Springfield/AHL with Terry Gray, Randy Miller and Dale Rolfe for Bob McCord, June, 1963
1960-61--1961-62 80 - 0 0 18 - - - - -

GARDINER, Bert ... Goal ... 5'11" ... 160 ... Mar. 25, 1913 in Saskatoon SASK ... (#1) ... Acquired from Montreal for cash, Oct. 30, 1943
1943-44 41 - 1 1 - - - - -

GARDNER, Cal ... Center ... 6'1" ... 172 ... Oct. 30, 1924 in Transcona MAN ... (#9) ... Acquired from Chicago for cash, June 26, 1953
1953-54--1956-57 280 57 83 140 225 19 3 2 5 6

GARIEPY, Ray ... Defense ... 5'9" ... 180 ... Sept. 4, 1928 in Toronto ONT ... Signed as a free agent, Oct. 8, 1953 ... Traded to Toronto for John Henderson, Sept. 23, 1954
1953-54 35 1 6 7 39 - - - - -

GAUDREAU, Armand ... Left Wing ... 5'9" ... 155 ... July 14, 1921 in Lac St. Jean QBC ... (#14) ... Signed as a free agent, Nov. 2, 1944
1944-45 44 15 9 24 27 7 0 2 2 8

GAUTHIER, Jean ... Defense ... 6'1" ... 190 ... Apr. 29, 1937 in Montreal QBC ... (#27) ... Claimed from Philadelphia in Intra-League Draft, June 12, 1968
1968-69 11 0 2 2 8 - - - - -

GELINEAU, Jack ... Goal ... 6'0" ... 180 ... Nov. 11, 1924 in Toronto ONT ... (#1) ... Traded to Chicago for cash, Nov. 28, 1953
1948-49--1950-51 141 - 0 0 4 4 - 0 0 0

GENDRON, Jean-Guy ... Left Wing ... 5'9" ... 165 ... Aug. 30, 1934 in Montreal QBC ... (#23) ... Claimed from NY Rangers in Intra-League Draft, June 3, 1958 ... Traded to Montreal for Andre Pronovost, Nov. 27, 1960 ... Claimed from NY Rangers in Intra-League Draft, June 4, 1962
1958-59--1960-61; 1962-63--1963-64 260 66 62 128 230 7 1 0 1 18

GERAN, Gerry ... Center ... 5'9" ... 180 ... Aug. 3, 1896 in Holyoke MA ... (#9) ... Signed as a free agent, Nov. 23, 1925 ... Traded to St. Paul/AHA for cash, Nov. 4, 1926
1925-26 33 5 1 6 6 - - - - -

GETLIFFE, Ray ... Center/Left Wing ... 5'11" ... 175 ... Apr. 3, 1914 in Galt ONT ... (#6) ... Acquired from NY Rangers for cash, Dec. 28, 1935 ... Traded to Montreal with Charlie Sands for Herb Cain, Oct. 10, 1939
1935-36--1938-39 128 37 40 77 57 19 3 3 6 6

GIBBS, Barry ... Defense ... 5'11" ... 195 ... Sept. 28, 1948 in Lloydminster SASK ... (#24) ... First pick, first overall, in the 1966 NHL Amateur Draft ... Traded to Minnesota with Tommy Williams 1969 first round draft pick (Don Tannahill) and future considerations (Fred O'Donnell, May 7, 1971), May 7, 1969
1967-68--1968-69 24 0 0 0 4 - - - - -

GIBSON, Doug ... Center ... 5'10" ... 175 ... Sept. 28, 1953 in Peterborough ONT ... (#22; #27) ... Third pick, 36th overall, in the 1973 NHL Amateur Draft ... Claimed off waivers by Washington, May 29, 1977
1973-74; 1975-76 52 7 18 25 0 1 0 0 0 0

GILBERT, Gilles ... Goal ... 6'1" ... 175 ... Mar. 31, 1949 in St. Esprit QBC ... (#1) ... Acquired from Minnesota for Fred Stanfield, May 22, 1973 ... Traded to Detroit for Rogie Vachon, July 15, 1980
1973-74--1979-80 277 - 5 5 86 31 - 4 4 10

GILBERT, Jeannot ... Center ... 5'10" ... 170 ... Dec. 29, 1940 in Grade Baie QBC ... Claimed by Pittsburgh in NHL Expansion Draft, June 6, 1967
1962-63; 1964-65 9 0 1 1 4 - - - - -

GILL, Andre ... Goal ... 5'7" ... 145 ... Sept. 19, 1941 in Sorel QBC ... Loaned from Hershey/AHL to replace injured Gerry Cheevers, Dec. 23, 1967
1967-68 5 - 0 0 0 - - - - -

ALL-TIME ROSTER



GILL, Hal ... Defense ... 6'7" ... 250 ... Apr. 6, 1975 in Concord MA ... (#75; #25) ... Eighth pick, 207th overall, in the 1993 NHL Entry Draft												
1997-98--2005-06	626	20	77	97	588	36	0	2	2	28		
GILLIS, Mike ... Left Wing ... 6'1" ... 195 ... Dec. 1, 1958 in Sudbury ONT ... (#14; #22; #34; #33) ... Acquired from Colorado for Bob Miller, Feb. 18, 1981												
1980-81--1983-84	125	17	24	41	104	27	2	5	7	10		
GIRARD, Jonathan ... Defense ... 5'11" ... 192 ... May 27, 1980 in Joliette QBC ... (#55; #46) ... First pick (second round), 48th overall, in the 1998 NHL Entry Draft ... Retired due to injuries from car accident, Nov. 30, 2005												
1998-99--2002-03	150	10	34	44	46	3	0	1	1	2		
GIROUX, Art ... Right Wing ... 5'10" ... 165 ... June 6, 1908 in Winnipeg MAN ... Acquired from Montreal for cash, Oct. 18, 1934 ... Traded to Detroit with Marty Barry for Cooney Weiland and Walt Buswell, June 30, 1935												
1934-35	10	1	0	1	0	-	-	-	-	-		
GLADU, Jean-Paul ... Left Wing ... 5'11" ... 180 ... June 20, 1921 in St. Hyacinthe QBC ... (#19) ... Traded to St. Louis/AHL for cash, Dec. 6, 1945 ... Acquired from Cleveland/AHL with Joe Lund for Buck Davies and Vic Lynn, Dec. 10, 1951												
1944-45	40	6	14	20	2	7	2	2	4	0		
GLENNON, Matt ... Left Wing ... 6'0" ... 185 ... Sept. 20, 1968 in Hull MA ... (#13; #39) ... Seventh pick (sixth round), 119th overall, in the 1987 NHL Entry Draft												
1991-92	3	0	0	0	2	-	-	-	-	-		
GODFREY, Warren ... Defense ... 6'1" ... 190 ... Mar. 23, 1931 in Toronto ONT ... (#6; #25) ... Traded to Detroit with Gilles Boisvert, Real Chevrefils, Norm Corcoran and Ed Sandford for Marcel Bonin, Lorne Davis, Terry Sawchuk and Vic Stasiuk, June 3, 1955 ... Claimed from Detroit in Intra-League Draft, June 4, 1962 ... Traded to Detroit for Gerry Odrowski, Oct. 10, 1963												
1952-53--1954-55;												
1962-63	258	9	48	57	225	18	0	1	1	6		
GOLDSWORTHY, Bill ... Right Wing ... 6'0" ... 190 ... Aug. 24, 1944 in Waterloo ONT ... (#26; #28) ... Claimed by Minnesota in NHL Expansion Draft, June 6, 1967												
1964-65--1966-67	33	6	6	12	27	-	-	-	-	-		
GOLDSWORTHY, Roy ... Right Wing ... 6'0" ... 165 ... Oct. 18, 1906 in Two Harbors MN ... (#9) ... Acquired from Montreal with Sam McManus and cash for Babe Siebert and Roger Jenkins, Sept. 10, 1936 ... Traded to NY Americans with loan of Art Jackson for 1938-39 season for cash, Oct. 24, 1938												
1936-37--1937-38	93	17	16	33	22	6	0	0	0	2		
GONCHAR, Sergei ... Defense ... 6'2" ... 215 ... Apr. 13, 1974 in Chelyabinsk RUS ... (#55) ... Acquired from Washington for Shaone Morrisson and 2004 first (Jeff Schultz) and second (Michail Yunkov) round draft picks, Mar. 3, 2004												
2003-04	15	4	5	9	12	7	1	4	5	4		
GORDON, Fred ... Right Wing ... 5'10" ... 185 ... May 6, 1900 in Fleming SASK ... (#10) ... Acquired from Detroit for Harry Meeking, May 22, 1927												
1927-28	43	3	2	5	40	2	0	0	0	0		
GOREN, Lee ... Right Wing ... 6'3" ... 205 ... Dec. 26, 1977 in Winnipeg MAN ... (#37) ... Fifth pick (third round), 63rd overall, in the 1997 NHL Entry Draft												
2000-01; 2002-03	35	4	1	5	14	5	0	0	0	5		
GORING, Robert "Butch" ... Center ... 5'9" ... 170 ... Oct. 22, 1949 in St. Boniface MAN ... (#22) ... Claimed off waivers from NY Islanders, Jan. 8, 1985												
1984-85	39	13	21	34	6	5	1	1	2	0		
GOULD, Bob ... Right Wing ... 6'0" ... 195 ... Sept. 2, 1957 in Petrolia ONT ... (#18) ... Acquired from Washington for Alain Cote, Sept. 28, 1989												
1989-90	77	8	17	25	92	17	0	0	0	4		
GRACIE, Bob ... Center/Left Wing ... 5'9" ... 155 ... Nov. 8, 1910 in North Bay ONT ... (#6) ... Acquired from Ottawa for Percy Galbraith, Bud Cook and Ted Saunders, Oct. 4, 1933 ... Traded to NY Americans with Art Chapman for Lloyd Gross and George Patterson, Jan. 11, 1934												
1933-34	24	2	6	8	18	-	-	-	-	-		
GRADIN, Thomas ... Center ... 5'11" ... 176 ... Feb. 18, 1956 in Solleftea SWE ... (#10) ... Signed as a free agent, June 24, 1986												
1986-87	64	12	31	43	18	4	0	4	4	0		
GRAHAM, Rod ... Left Wing ... 6'0" ... 185 ... Aug. 19, 1946 in London ONT ... (#28) ... Rights transferred with affiliation agreement with Rochester/AHL, June 14, 1974												
1974-75	14	2	1	3	7	-	-	-	-	-		
GRAHAM, Ted ... Defense ... 5'8" ... 170 ... Jan. 30, 1906 in Owen Sound ONT ... (#4) ... Claimed from St. Louis in Dispersal Draft, Oct. 15, 1935 ... Traded to NY Americans for Walt Kalbfleish, Dec. 19, 1936												
1935-36--1936-37	49	4	1	5	37	2	0	0	0	2		
GRAHAME, John ... Goal ... 6'2" ... 210 ... Aug. 31, 1975 in Denver CO ... (#30; #47) ... Seventh pick (ninth round), 229th overall, in the 1994 NHL Entry Draft ... Traded to Tampa Bay for 2004 fourth round draft pick (Jason Churchill), Jan. 13, 2003												
1999-00--2002-03	76	-	4	4	18	-	-	-	-	-		
GRAHAME, Ron ... Goal ... 5'11" ... 175 ... June 7, 1950 in Victoria BC ... (#31) ... Signed as a free agent, Oct. 13, 1977 ... Traded to Los Angeles for 1979 first round draft pick (Ray Bourque), Oct. 9, 1978												
1977-78	40	-	1	1	0	4	-	0	0	0		
GRANT, Benny ... Goal ... 5'11" ... 160 ... July 14, 1908 in Owen Sound ONT ... Loaned from Toronto to replace Maurice Courteau, Mar. 18, 1944												
1943-44	1	-	0	0	0	-	-	-	-	-		
GRAY, Terry ... Right Wing ... 6'0" ... 175 ... Mar. 21, 1938 in Montreal QBC ... (#12) ... Acquired from Montreal with Cliff Pennington for Willie O'Ree and Stan Maxwell, June, 1961 ... Loaned to Montreal for cash, July, 1962 ... Traded to Springfield/AHL with Dale Rolfe, Bruce Gamble and Randy Miller for Bob McCord, June, 1963												
1961-62	42	8	7	15	15	-	-	-	-	-		
GREEN, Redvers ... Left Wing ... 5'8" ... 148 ... Dec. 12, 1899 in Sudbury ONT ... (#7) ... Acquired from NY Americans for Harry Connor, May 18, 1928 ... Claimed off waivers by Detroit, Feb. 16, 1929 ... Claimed off waivers from Detroit, Mar. 4, 1929												
1928-29	22	0	0	0	16	1	0	0	0	0		

GREEN, Ted ... Defense ... 5'10" ... 200 ... Mar. 23, 1940 in Eriksdale MAN ... (#6) ... Claimed from Montreal in Intra-League Draft, June 8, 1960 ... Signed with WHA in 1972 off-season												
1960-61--1968-69;												
1970-71--1971-72	620	48	206	254	1029	31	4	8	12	54		
GREEN, Travis ... Center ... 6'2" ... 200 ... Dec. 20, 1970 in Castlegar BC ... (#39) ... Acquired from Columbus for 2004 sixth round draft pick (Lennart Petrell), Oct. 3, 2003												
2003-04--2005-06	146	21	17	38	146	7	0	1	1	8		
GRONSDAHL, Lloyd ... Right Wing ... 5'9" ... 170 ... May 10, 1921 in Norquay SASK												
1941-42	10	1	2	3	0	-	-	-	-	-		
GROSEK, Michal ... Left Wing ... 6'2" ... 207 ... June 1, 1975 in Vyskov CZE REP ... (#22) ... Signed as a free agent, July 16, 2002												
2002-03--2003-04	96	5	20	25	104	5	0	0	0	13		
GROSS, Lloyd ... Left Wing ... 5'9" ... 175 ... Sept. 5, 1905 in Kitchener ONT ... Acquired from NY Americans with George Patterson for Art Chapman and Bob Gracie, Jan. 11, 1934 ... Traded to Detroit for cash, Feb. 13, 1934												
1933-34	6	1	0	1	6	-	-	-	-	-		
GROSSO, Don ... Left Wing/Center ... 5'11" ... 170 ... Apr. 12, 1915 in Sault Ste. Marie ONT ... (#19) ... Acquired from Chicago for cash, June, 1946 ... Traded to St. Louis/AHL for cash, June 14, 1947												
1946-47	33	0	2	2	2	-	-	-	-	-		
GRUDEN, John ... Defense ... 6'0" ... 190 ... June 4, 1970 in Virginia MN ... (#29; #36) ... Seventh pick (eighth round), 168th overall, in the 1990 NHL Entry Draft												
1993-94--1995-96	59	0	7	7	28	3	0	1	1	0		
GRYP, Bob ... Left Wing ... 6'1" ... 190 ... May 6, 1950 in Chatham ONT ... (#28) ... Claimed from Tulsa/CHL in Reverse Draft, June, 1972 ... Claimed by Washington in NHL Expansion Draft, June 12, 1974												
1973-74	1	0	0	0	0	-	-	-	-	-		
GUAY, Paul ... Right Wing ... 5'11" ... 185 ... Sept. 2, 1963 in Providence RI ... (#37; #45) ... Acquired from Los Angeles for Dave Pasin, Nov. 3, 1988												
1988-89	5	0	2	2	0	-	-	-	-	-		
GUERIN, Bill ... Right Wing ... 6'2" ... 210 ... Nov. 9, 1970 in Worcester MA ... (#13) ... Acquired from Edmonton for Anson Carter and 2001 first (Ales Hemskey) and second (Doug Lynch) round draft picks, Nov. 15, 2000												
2000-01--2001-02	142	69	60	129	213	6	4	2	6	6		
GUIDOLIN, Armand "Bep" ... Left Wing ... 5'8" ... 175 ... Dec. 9, 1925 in Thorold ONT ... (#12) ... Traded to Detroit for Billy Taylor, Oct. 15, 1947												
1942-43--1943-44;												
1945-46--1946-47	195	49	70	119	236	22	5	7	12	31		
GUITE, Ben ... Center ... 6'1" ... 211 ... July 17, 1978 in Montreal QBC ... (#50) ... Signed as a free agent, Aug. 15, 2005												
2005-06	1	0	0	0	0	-	-	-	-	-		

- H -



HACKETT, Jeff ... Goal ... 6'1" ... 198 ... June 1, 1968 in London ONT ... (#30) ... Acquired from San Jose with Jeff Jillson for Kyle McLaren and 2004 fourth round draft pick (Torrey Mitchell), Jan. 23, 2003												
2002-03	18	-	0	0	2	3	-	0	0	0		
HAGMAN, Matti ... Center ... 6'1" ... 184 ... Sept. 21, 1955 in Helsinki FIN ... (#28) ... Sixth pick (seventh round), 104th overall, in the 1975 NHL Amateur Draft ... Traded to Quebec/WHA for cash, Dec., 1977												
1976-77--1977-78	90	15	18	33	2	8	0	1	1	0		
HALL, Taylor ... Left Wing ... 5'11" ... 180 ... Feb. 20, 1964 in Regina SASK ... (#23) ... Signed as a free agent, July 20, 1987												
1987-88	7	0	0	0	4	-	-	-	-	-		
HALWARD, Doug ... Defense ... 6'1" ... 200 ... Nov. 1, 1955 in Toronto ONT ... (#26; #29) ... First pick, 14th overall, in the 1975 NHL Amateur Draft ... Traded to Los Angeles for future considerations, Sept. 18, 1978												
1975-76--1977-78	65	3	9	12	14	7	0	0	0	4		
HAMILL, Robert "Red" ... Left Wing ... 5'11" ... 180 ... Jan. 11, 1917 in Toronto ONT ... (#11) ... Signed as a free agent, Oct. 26, 1937 ... Traded to Chicago for cash, Dec., 18, 1941												
1937-38--1941-42	59	16	14	30	20	17	0	1	1	13		
HAMILL, Zach ... Center ... 5'11" ... 180 ... Sept. 23, 1988 in Vancouver BC ... (#52) ... First pick, eighth overall, in the 2007 NHL Entry Draft ... Traded to Washington for Chris Bourque, May 26, 2012												
2009-10--2011-12	20	0	4	4	4	-	-	-	-	-		

HILBERT, Andy ... Center/Left Wing ... 5'11" ... 190 ... Feb. 6, 1981 in Lansing MI ... (#29; #16) ... Third pick (second round), 37th overall, in the 2000 NHL Entry Draft ... Traded to Chicago for 2006 fifth round draft pick (Shane Sims), Nov. 6, 2005
2001-02-2003-04 38 3 3 6 18 5 1 0 1 0

HILL, Mel ... Right Wing ... 5'10" ... 175 ... Feb. 15, 1914 in Glenboro MAN ... (#11; #16; #18) ... Signed as a free agent, Oct. 26, 1937 ... Traded to Brooklyn for cash, June 27, 1941 ... 1937-38-1940-41 131 26 25 51 41 24 7 4 11 12

HILLER, Wilbert "Dutch" ... Left Wing ... 5'8" ... 170 ... May 11, 1915 in Kitchener ONT ... (#12) ... Acquired from Detroit with cash for Pat McReavy, Nov. 24, 1941 ... Traded to Montreal for cash, Aug. 15, 1942
1941-42-1942-43 46 7 10 17 19 5 0 1 1 0

HILLIER, Randy ... Defense ... 6'1" ... 192 ... Mar. 30, 1960 in Toronto ONT ... (#23) ... Fourth pick (fifth round), 102nd overall, in the 1980 NHL Entry Draft ... Traded to Pittsburgh for 1985 fourth round draft pick (Greg Polak), Oct. 15, 1984
1981-82-1983-84 164 3 30 33 253 11 0 1 1 20

HILLMAN, Floyd ... Defense ... 5'11" ... 170 ... Nov. 19, 1933 in Ruthven ONT ... Acquired from Victoria/WHL for Arnott Whitney, Dec., 1955
1956-57 6 0 0 0 10 - - - - -

HILLMAN, Larry ... Defense ... 6'0" ... 185 ... Feb. 5, 1937 in Kirkland Lake ONT ... (#22) ... Claimed off waivers from Chicago, Oct. 14, 1957 ... Claimed by Toronto in Intra-League Draft, June 8, 1960
1957-58-1959-60 127 6 30 36 81 18 0 3 3 6

HITCHMAN, Lionel ... Defense ... 6'1" ... 167 ... Nov. 3, 1901 in Toronto ONT ... (#2, #3) ... Acquired from Ottawa for cash, Jan. 10, 1925
1924-25-1933-34 377 26 26 52 485 31 3 1 4 69

HNIDY, Shane ... Defense ... 6'2" ... 204 ... Nov. 8, 1975 in Brandon MAN ... (#34) ... Acquired from Anaheim with 2008 sixth round draft pick (Nicholas Tremblay) for Brandon Bochenksi, Jan. 2, 2008 ... Signed as a free agent, Feb. 26, 2011
2007-08-2008-09; 2010-11 111 4 13 17 88 17 2 1 3 16

HODGE, Kenneth D. ... Center/Right Wing ... 6'1" ... 200 ... Apr. 13, 1966 in Windsor ONT ... (#10) ... Acquired from Minnesota for 1992 fourth round draft pick (Jere Lehtinen), Aug. 21, 1990 ... Traded to Tampa Bay with Matt Hervey for Darin Kimble and future considerations, Sept. 4, 1992
1990-91-1991-92 112 36 40 76 30 15 4 6 10 6

HODGE, Kenneth R. ... Right Wing ... 6'2" ... 210 ... June 25, 1944 in Birmingham ENG ... (#8) ... Acquired from Chicago with Phil Esposito and Fred Stanfield for Gilles Marotte, Pit Martin and Jack Norris, May 15, 1967 ... Traded to NY Rangers for Rick Middleton, May 26, 1976
1967-68-1975-76 652 289 385 674 620 86 34 47 81 108

HODGSON, Ted ... Right Wing ... 5'11" ... 185 ... June 30, 1945 in Hobbema ALTA ... (#24) ... Traded to Salt Lake/WHL for cash, Oct. 22, 1969
1966-67 4 0 0 0 0 - - - - -

HOGGAN, Jeff ... Left Wing ... 6'1" ... 188 ... Feb. 1, 1978 in Hope BC ... (#32) ... Signed as a free agent, July 21, 2006
2006-07-2007-08 47 0 2 2 33 - - - - -

HOGUE, Benoit ... Left Wing ... 5'10" ... 194 ... Oct. 28, 1966 in Repentigny QBC ... (#33) ... Acquired from Dallas for future considerations, Jan. 12, 2002 ... Claimed off waivers by Washington, Mar. 19, 2002
2001-02 17 4 4 8 9 - - - - -

HOLLETT, Bill "Flash" ... Defense ... 6'0" ... 180 ... Apr. 13, 1912 in North Sydney NS ... (#2; #3; #12) ... Acquired from Toronto for cash, Jan. 15, 1936 ... Traded to Detroit for Pat Egan, Jan. 5, 1944
1935-36-1943-44 354 84 115 199 198 48 5 20 25 20

HOOPER, Ron ... Center ... 6'1" ... 185 ... Oct. 28, 1966 in Oakville ONT ... (#39; #44) ... Signed as a free agent, Sept. 1, 1989
1989-90-1990-91 17 4 0 4 31 8 0 0 0 18

HORECK, Pete ... Left Wing ... 5'9" ... 158 ... June 15, 1923 in Massey ONT ... Acquired from Detroit with Bill Quackenbush for Pete Babando, Clare Martin, Lloyd Durham and Jimmy Peters, Aug. 16, 1949 ... Traded to Chicago for cash, Nov. 1, 1951
1949-50-1950-51 100 15 18 33 79 4 0 0 0 13

HORTON, Nathan ... Right Wing ... 6'2" ... 215 ... May 29, 1985 in Welland ONT ... (#18) ... Acquired from Florida with Gregory Campbell for Dennis Wideman, 2010 first round (Derek Forbort) and 2011 third round (Kyle Rau) draft picks, June 22, 2010
2010-11-2012-13 169 56 51 107 161 43 15 21 36 49

HORVATH, Bronco ... Center ... 5'11" ... 185 ... Mar. 12, 1930 in Port Colborne ONT ... (#6) ... Claimed from Montreal in Intra-League Draft, June 5, 1957 ... Claimed by Chicago in Intra-League Draft, June 13, 1961
1957-58-1960-61 227 103 112 215 204 19 7 6 13 8

HOWE, Marty ... Defense ... 6'1" ... 195 ... Feb. 18, 1954 in Detroit MI ... (#27) ... Acquired from Hartford for future considerations, Oct. 1, 1982 ... Traded to Hartford for future considerations, Sept. 29, 1983
1982-83 78 1 11 12 24 12 0 1 1 9

HUARD, Bill ... Left Wing ... 6'1" ... 215 ... June 24, 1967 in Welland ONT ... (#61) ... Signed as a free agent, Dec. 4, 1992
1992-93 2 0 0 0 0 - - - - -

HUGHES, Brent ... Left Wing ... 5'11" ... 195 ... Apr. 5, 1966 in New Westminster BC ... (#42; #18) ... Acquired from Washington with future considerations for John Byce and Dennis Smith, Feb. 24, 1992 ... Claimed by Buffalo in Waiver Draft, Oct. 2, 1995
1991-92-1994-95 191 25 22 47 511 29 4 1 5 53

HUGHES, Ryan ... Center ... 6'2" ... 196 ... Jan. 17, 1972 in Montreal QBC ... (#47) ... Signed as a free agent, Oct. 6, 1995
1995-96 3 0 0 0 0 - - - - -

HULBIG, Joe ... Left Wing ... 6'3" ... 215 ... Sept. 29, 1973 in Norwood MA ... (#48) ... Signed as a free agent, July 23, 1999
1999-00-2000-01 31 2 2 4 12 - - - - -

HUML, Ivan ... Left Wing ... 6'2" ... 195 ... Sept. 6, 1981 in Kladno CZE REP ... (#36) ... Fourth pick (second round), 59th overall, in the 2000 NHL Entry Draft
2001-02-2003-04 49 6 12 18 36 - - - - -

ALL-TIME ROSTER



HUNWICK, Matt ... Defense ... 5'11" ... 193 ... May 21, 1985 in Warren MI ... (#48) ... Sixth pick (seventh round), 224th overall, in the 2004 NHL Entry Draft ... Traded to Colorado for Colby Cohen, Nov. 29, 2010

2007-08--2010-11 164 13 32 45 76 14 0 6 6 2
HURLEY, Paul ... Defense ... 5'11" ... 185 ... July 12, 1946 in Melrose MA ... Signed as a free agent, Mar., 1969 ... Signed with WHA in 1972 off-season

1968-69 1 0 1 1 0 - - - - -
HUSCROFT, Jamie ... Defense ... 6'2" ... 200 ... Jan. 9, 1967 in Creston BC ... (#28) ... Signed as a free agent, July 23, 1992

1993-94--1994-95 70 0 7 7 247 9 0 0 0 20

HUTTON, Bill ... Defense/Right Wing ... 5'11" ... 165 ... Jan. 28, 1910 in Calgary ALTA ... (#15) ... Traded to Ottawa for Harry Connor, Jan. 30, 1930 ... Acquired from Ottawa for Harry Connor, Oct. 16, 1930 ... Traded to Philadelphia with Ron Lyons for Hal Darragh, Dec. 8, 1930

1929-30--1930-31 25 2 0 2 4 - - - - -

HYNES, Dave ... Left Wing ... 5'9" ... 182 ... Apr. 17, 1951 in Cambridge MA ... (#27) ... Signed with WHA in 1976 off-season

1973-74--1974-75 22 4 0 4 2 - - - - -

HYNES, Gord ... Defense ... 6'1" ... 170 ... July 22, 1966 in Montreal QBC ... (#47) ... Fifth pick (sixth round), 115th overall, in the 1985 NHL Entry Draft

1991-92 15 0 5 5 6 12 1 2 3 6

- I -



IAFRATE, Al ... Defense ... 6'3" ... 235 ... Mar. 21, 1966 in Dearborn MI ... (#43) ... Acquired from Washington for Joe Juneau, Mar. 21, 1994 ... Traded to San Jose for Jeff Odgers and 1996 fifth round draft pick (Elias Abrahamsson), June 21, 1996

1993-94 12 5 8 13 20 13 3 1 4 6

INGRAM, Jack ... Center ... 5'11" ... 170 ... 1894 in Halifax NS ... Signed as a free agent, Jan. 5, 1925

1924-25 1 0 0 0 0 - - - - -

IRVINE, Ted ... Left Wing ... 6'2" ... 195 ... Dec. 8, 1944 in Winnipeg MAN ... Claimed by Los Angeles in NHL Expansion Draft, June 6, 1967

1963-64 1 0 0 0 0 - - - - -

ISBISTER, Brad ... Left Wing ... 6'4" ... 231 ... May 7, 1977 in Edmonton ALTA ... (#21) ... Acquired from Edmonton for 2006 fourth round draft pick (James Delory), Aug. 1, 2005

2005-06 58 6 17 23 46 - - - - -

- J -



JACKMAN, Richard ... Defense ... 6'2" ... 192 ... June 28, 1978 in Toronto ONT ... (#43) ... Acquired from Dallas for Cameron Mann, June 24, 2001 ... Traded to Toronto for Kris Vernarsky, May 13, 2002

2001-02 2 0 0 0 2 - - - - -

JACKSON, Art ... Center ... 5'8" ... 165 ... Dec. 15, 1915 in Toronto ONT ... (#16; #18) ... Acquired from Toronto for cash and future considerations, Sept. 23, 1937 ... Loaned to NY Americans for 1938-39 season with trade of Roy Goldsworthy for cash, Oct. 24, 1938 ... Traded to Toronto for cash and future considerations (Bingo Kampman, Oct. 29, 1945), Dec. 24, 1944

1937-38; 1939-40--1944-45 307 94 134 228 103 33 8 9 17 23

JACKSON, Harvey "Busher" ... Left Wing ... 5'11" ... 195 ... Jan. 19, 1911 in Toronto ONT ... (#18) ... Acquired from NY Americans for cash, Jan. 4, 1942

1941-42--1943-44 112 35 43 78 81 14 1 3 4 10

JACKSON, Percy ... Goal ... 5'9" ... 165 ... Sept. 21, 1907 in Canmore ALTA ... Loaned to NY Americans to replace injured Roy Worters, Mar. 18, 1934 ... Traded to NY Rangers for Jean Pusie, Nov. 1, 1934 ... Acquired from NY Rangers for cash, Nov. 18, 1934

1931-32; 1935-36 5 - 0 0 0 - - - - -

JACKSON, Stan ... Left Wing ... 6'0" ... 180 ... Aug. 27, 1898 in Parrsboro NS ... (#2, #3, #5, #8) ... Signed as a free agent, Dec. 17, 1924 ... Traded to Ottawa for cash, Jan. 18, 1927

1924-25--1925-26 52 8 5 13 60 - - - - -

JACKSON, Walter ... Left Wing ... 5'8" ... 164 ... June 3, 1908 in Instock ENG ... Acquired from NY Americans for Orville Heximer and Hap Emms, Dec. 13, 1934 ... Transferred to London/IHL as compensation for Ray Gettiffe, Dec. 31, 1935

1935-36 2 0 0 0 0 - - - - -

JAGR, Jaromir ... Right Wing ... 6'3" ... 240 ... Feb. 15, 1972 in Kladno, CZE REP ... (#68) ... Acquired from Dallas for Lane MacDermid, Cody Payne and 2013 first round draft pick (Jason Dickinson), Apr. 2, 2013

2012-13 11 2 7 9 2 22 0 10 10 8

JANNEY, Craig ... Center ... 6'1" ... 190 ... Sept. 26, 1967 in Hartford CT ... (#22; #23) ... First pick, 13th overall, in the 1986 NHL Entry Draft ... Traded to St. Louis with Stephane Quintal for Adam Oates, Feb. 7, 1992

1987-88--1991-92 262 85 198 283 44 69 17 56 73 45

JENKINS, Roger ... Right Wing/Defense ... 5'11" ... 173 ... Nov. 18, 1911 in Appleton WI ... (#8) ... Acquired from Montreal for Jean Pusie, Walt Buswell and cash, July 13, 1935 ... Traded to Montreal with Babe Siebert for Roy Goldsworthy, Sam McManus and cash, Sept. 10, 1936

1935-36 40 2 6 8 51 2 0 1 1 2

JENNINGS, Bill ... Right Wing ... 5'10" ... 165 ... June 28, 1917 in Toronto ONT ... (#17) ... Acquired from Detroit for Pete Leswick, Oct. 30, 1944 ... Traded to Chicago for Norm McAtee, Feb. 5, 1946

1944-45 39 20 13 33 25 7 2 2 4 6

JEREMIAH, Ed ... Right Wing/Defense ... 5'9" ... 160 ... Nov. 4, 1905 in Worcester MA ... Acquired from NY Americans for cash, Feb. 1, 1932

1931-32 6 0 0 0 0 - - - - -

JERWA, Frank ... Left Wing/Defense ... 6'1" ... 179 ... Feb. 28, 1909 in Bankhead ALTA ... (#17) ... Acquired from Vancouver/PCHL for cash, Apr. 15, 1931 ... Traded to St. Louis for Gerry Shannon, Jan. 10, 1935

1931-32--1934-35 65 7 9 16 39 - - - - -

JERWA, Joe ... Defense ... 6'2" ... 185 ... Jan. 20, 1907 in Bankhead ALTA ... Acquired from NY Rangers for Norman Gainer, Aug. 25, 1931 ... Traded to NY Americans with Nels Stewart for cash, Sept. 28, 1935 ... Rights returned from NY Americans for failure to complete purchase agreement, May 27, 1936 ... Traded to NY Americans for loan of Al Shields and future considerations (Terry Reardon and Tom Cooper, Oct. 17, 1937), Jan. 25, 1937

1931-32; 1933-34; 1936-37 39 3 5 8 40 - - - - -

JILLSON, Jeff ... Defense ... 6'3" ... 220 ... July 24, 1980 in North Smithfield RI ... (#23) ... Acquired from San Jose with Jeff Hackett for Kyle McLaren and 2004 fourth round draft pick (Torrey Mitchell), Jan. 23, 2003 ... Traded to San Jose for Brad Boyes and future considerations (Andy Delmore, Mar. 9, 2004), Mar. 9, 2004

2003-04 50 4 10 14 35 - - - - -

JOHNSON, Aaron ... Defense ... 6'1" ... 204 ... Apr. 30, 1983 in Port Hawkesbury NS ... (#45) ... Signed as a free agent, July 18, 2012

2012-13 10 0 0 0 10 - - - - -

JOHNSON, Norm ... Center ... 5'10" ... 170 ... Nov. 27, 1932 in Moose Jaw SASK ... (#18) ... Claimed from Brandon/WHL in Inter-League Draft, June 4, 1957 ... Claimed off waivers by Chicago, Jan. 7, 1959

1957-58--1958-59 54 4 20 24 33 12 4 0 4 6

JOHNSON, Tom ... Defense ... 6'0" ... 180 ... Feb. 18, 1928 in Baldur MAN ... (#10) ... Claimed from Montreal in Waiver Draft, June 4, 1963 ... Retired due to leg injury suffered Feb. 28, 1965

1963-64--1964-65 121 4 30 34 63 - - - - -

JOHNSTON, Ed ... Goal ... 6'0" ... 190 ... Nov. 24, 1935 in Montreal QBC ... (#1) ... Claimed from Spokane/WHL in Inter-League Draft, June 4, 1962 ... Traded to Toronto as future considerations portion of Mar. 3, 1973 Jacques Plante trade, May 22, 1973

1962-63--1972-73 444 - 10 10 24 13 - 0 0 2

JOHNSTON, Greg ... Right Wing ... 6'1" ... 205 ... Jan. 14, 1965 in Barrie ONT ... (#29; #39) ... Second pick, 42nd overall, in the 1983 NHL Entry Draft ... Traded to NY Rangers with future considerations for Chris Nilan, June 28, 1990

1983-84--1989-90 183 26 28 54 119 22 2 1 3 12

JONATHAN, Stan ... Left Wing ... 5'8" ... 175 ... Sept. 5, 1955 in Ohsweken ONT ... (#31; #17) ... Fifth pick (sixth round), 86th overall, in the 1975 NHL Amateur Draft ... Traded to Pittsburgh for cash, Nov. 8, 1982

1975-76--1982-83 392 91 107 198 738 63 8 4 12 137

JONES, Ron ... Defense ... 6'1" ... 195 ... Apr. 11, 1951 in Vermillion ALTA ... First pick, sixth overall, in the 1971 NHL Amateur Draft ... Claimed by Pittsburgh in Intra-League Draft, June 12, 1973

1971-72--1972-73 8 0 0 0 0 - - - - -

JOYCE, Bobby ... Left Wing ... 6'0" ... 195 ... July 11, 1966 in St. John NB ... (#27) ... Fourth pick, 82nd overall, in the 1984 NHL Entry Draft ... Traded to Washington for Dave Christian, Dec. 13, 1989

1987-88--1989-90 115 26 38 64 78 32 13 8 21 20

JUNEAU, Joe ... Center/Left Wing ... 6'0" ... 195 ... Jan. 5, 1968 in Pont-Rouge QBC ... (#23; #49) ... Third pick (fourth round), 81st overall, in the 1988 NHL Entry Draft ... Traded to Washington for Al Iafate, Mar. 21, 1994

1991-92--1993-94 161 51 142 193 72 19 6 12 18 27

JUNKIN, Joe ... Goal ... 5'11" ... 180 ... Sept. 8, 1946 in Lindsay ONT ... (#1) ... Signed as a free agent, Sept. 12, 1968

1968-69 1 - 0 0 0 - - - - -

JURCINA, Milan ... Defense ... 6'4" ... 233 ... June 7, 1983 in Liptovsky Mikulas SVK ... (#68) ... Seventh pick (eighth round), 241st overall, in the 2001 NHL Entry Draft ... Traded to Washington for 2008 fourth round draft pick (T.J. Brodie), Feb. 1, 2007

2005-06--2006-07 91 8 6 14 74 - - - - -

- K -



KABERLE, Tomas ... Defense ... 6'1" ... 214 ... Mar. 2, 1978 in Rakovnik CZE REP ... (#12) ... Acquired from Toronto for Joe Colborne, 2011 first (Rickard Rakell) and 2012 second (Mike Winther) round draft picks, Feb. 18, 2011

2010-11 24 1 8 9 2 25 0 11 11 4

KALBFLEISH, Walt ... Defense ... 5'10" ... 175 ... Dec. 18, 1911 in New Hamburg ONT ... Acquired from NY Americans for Ted Graham, Dec. 19, 1936

1936-37 1 0 0 0 0 - - - - -

ALL-TIME ROSTER



KALUS, Petr ... Right Wing ... 6'1" ... 196 ... June 29, 1987 in Ostrava CZE REP ... (#47) ... Second pick, 39th overall, in the 2005 NHL Entry Draft ... Traded to Minnesota with 2009 fourth round draft pick (Alexander Fallstrom) for Manny Fernandez, July 1, 2007												
2006-07	9	4	1	5	6	-	-	-	-	-	-	-
KAMINSKY, Max ... Center ... 5'11" ... 160 ... Apr. 19, 1913 in Niagara Falls ONT ... (#15) ... Acquired from St. Louis with Des Roche for Joe Lamb, Dec. 4, 1934 ... Traded to Montreal Maroons for cash, Dec. 7, 1936												
1934-35--1935-36	74	13	17	30	24	4	0	0	0	0	0	0
KAMPFER, Steven ... Defense ... 5'10" ... 188 ... Sept. 24, 1988 in Ann Arbor MI ... (#47) ... Acquired from Anaheim for 2010 fourth round draft pick (Justin Shugg), Mar. 2, 2010 ... Traded to Minnesota for Greg Zanon, Feb. 27, 2012												
2010-11-2011-12	48	5	7	12	16	-	-	-	-	-	-	-
KARSUMS, Martins ... Right Wing ... 5'10" ... 198 ... Feb. 26, 1986 in Riga LAT ... (#43) ... Second pick, 64th overall, in the 2004 NHL Entry Draft ... Traded to Tampa Bay with Matt Lashoff for Mark Recchi and 2010 second round draft pick (Alexander Petrovic), Mar. 4, 2009												
2008-09	6	0	1	1	0	-	-	-	-	-	-	-
KASATONOV, Alexei ... Defense ... 6'1" ... 215 ... Oct. 14, 1959 in Leningrad RUS ... (#6) ... Signed as a free agent, June 22, 1994												
1994-95--1995-96	63	3	14	17	45	5	0	0	0	0	2	2
KASPER, Steve ... Center ... 5'8" ... 175 ... Sept. 28, 1961 in Montreal QBC ... (#11) ... Third pick (fourth round), 81st overall, in the 1980 NHL Entry Draft ... Traded to Los Angeles for Bob Carpenter as future considerations portion of Jan. 22, 1989 Jay Miller trade, Jan. 23, 1989												
1980-81--1988-89	564	135	220	355	450	63	14	16	30	62		
KEANS, Doug ... Goal ... 5'7" ... 185 ... Jan. 7, 1958 in Pembroke ONT ... (#31) ... Claimed off waivers from Los Angeles, May 24, 1983												
1983-84--1987-88	154	-	5	5	46	6	-	0	0	4		
KEATS, Gordon "Duke" ... Center ... 5'11" ... 195 ... Mar. 1, 1895 in Montreal QBC ... (#5) ... Acquired from Edmonton/WHL for cash, Sept. 4, 1926 ... Traded to Detroit with Archie Briden for Frank Fredrickson and Harry Meeking, Jan. 7, 1927												
1926-27	17	4	7	11	20	-	-	-	-	-	-	-
KEENAN, Don ... Goal ... 6'0" ... 170 ... Aug. 8, 1938 in Toronto ONT ... Loaned from Toronto to replace injured Harry Lumley, Mar. 7, 1959												
1958-59	1	-	0	0	0	-	-	-	-	-	-	-
KEKALAINEN, Jarmo ... Left Wing ... 6'0" ... 190 ... July 3, 1966 in Tampere FIN ... (#29) ... Signed as a free agent, May 3, 1989												
1989-90--1990-91	27	4	3	7	14	-	-	-	-	-	-	-
KELLEHER, Chris ... Defense ... 6'1" ... 210 ... Mar. 23, 1975 in Cambridge MA ... (#48) ... Signed as a free agent, July 23, 2001												
2001-02	1	0	0	0	0	-	-	-	-	-	-	-
KELLY, Chris ... Center ... 6'0" ... 198 ... Nov. 11, 1980 in Toronto ONT ... (#23) ... Acquired from Ottawa for 2011 second round draft pick (Shane Prince), Feb. 15, 2011												
2010-11--2012-13	140	25	28	53	63	54	8	11	19	29		
KENNEDY, Forbes ... Center ... 5'8" ... 150 ... Aug. 18, 1935 in Dorchester NB ... (#14) ... Acquired from Detroit for Andre Pronovost, Dec. 3, 1962 ... Claimed by Philadelphia in NHL Expansion Draft, June 6, 1967												
1962-63--1965-66	221	30	45	75	237	-	-	-	-	-	-	-
KENNEDY, Sheldon ... Right Wing ... 5'10" ... 180 ... June 15, 1969 in Elkhorn MAN ... (#33) ... Signed as a free agent, July 17, 1996												
1996-97	56	8	10	18	30	-	-	-	-	-	-	-
KESSEL, Phil ... Center ... 6'0" ... 192 ... Oct. 2, 1987 in Madison WI ... (#81) ... First pick, fifth overall, in the 2006 NHL Entry Draft ... Traded to Toronto for 2010 first (Tyler Seguin) and second (Jared Knight) and 2011 first (Dougie Hamilton) round draft picks, Sept. 18, 2009												
2006-07--2008-09	222	66	60	126	56	15	9	6	15	6		
KHRISTICH, Dmitri ... Left Wing ... 6'2" ... 195 ... July 23, 1969 in Kiev UKR ... (#12) ... Acquired from Los Angeles with Byron Dafee for Jozef Stumpel, Sandy Moger and 1998 fourth round draft pick (Pierre Dagenais), Aug. 29, 1997 ... Team exercised 'walk-away' option on arbitration award, Aug. 17, 1999												
1997-98--1998-99	161	58	79	137	90	18	5	6	11	8		
KHUODOBIN, Anton ... Goal ... 5'11" ... 203 ... May 7, 1986 in Ust-Kamenogorsk KAZ ... (#35) ... Acquired from Minnesota for Jeff Penner and Mikko Lehtonen, Feb. 28, 2011												
2011-12--2012-13	15	-	0	0	4	-	-	-	-	-	-	-
KIMBLE, Darin ... Right Wing ... 6'2" ... 210 ... Nov. 22, 1968 in Lucky Lake SASK ... (#29) ... Acquired from Tampa Bay with future considerations for Ken D. Hodge and Matt Hervey, Sept. 4, 1992												
1992-93	55	7	3	10	177	4	0	0	0	2		
KLEIN, Jim Lloyd ... Left Wing ... 6'0" ... 185 ... Jan. 13, 1910 in Saskatoon SASK ... (#7) ... Traded to NY Americans for Tommy Filmore, Feb. 12, 1933												
1928-29; 1931-32	13	2	0	2	5	-	-	-	-	-	-	-
KLUKAY, Joe ... Left Wing ... 6'0" ... 182 ... Nov. 6, 1922 in Sault Ste. Marie ONT ... (#22) ... Acquired from Toronto for cash, Sept. 16, 1952 ... Traded to Toronto for Leo Boivin, Nov. 9, 1954												
1952-53--1954-55	150	33	33	66	51	15	1	2	3	9		
KLUZAK, Gord ... Defense ... 6'4" ... 220 ... Mar. 4, 1964 in Climax SASK ... (#6) ... First pick, first overall, in the 1982 NHL Entry Draft ... Retired due to injury, Nov. 12, 1990												
1982-83--1990-91	299	25	98	123	543	46	6	13	19	129		
KNIBBS, Bill ... Center ... 6'1" ... 180 ... Jan. 24, 1942 in Toronto ONT ... (#22) ... Claimed off waivers by NY Rangers, June 8, 1965												
1964-65	53	7	10	17	4	-	-	-	-	-	-	-
KNIPSCHER, Fred ... Center ... 5'11" ... 185 ... Sept. 3, 1969 in Fort Wayne IN ... (#43; #48) ... Signed as a free agent, Apr. 30, 1993 ... Traded to St. Louis for Rick Zombo, Oct. 2, 1995												
1993-94--1994-95	27	6	3	9	16	16	2	1	3	6		
KNUBLE, Mike ... Right Wing ... 6'3" ... 224 ... July 4, 1972 in Toronto ONT ... (#26) ... Acquired from NY Rangers for Rob DiMaio, Mar. 10, 2000												
1999-00--2003-04	307	69	76	145	164	14	2	2	4	2		

KOBASEW, Chuck ... Right Wing ... 6'0" ... 193 ... Apr. 17, 1982 in Vancouver BC ... (#12) ... Acquired from Calgary with Andrew Ference for Brad Stuart, Wayne Primeau and Washington's 2008 fourth round draft pick (T.J. Brodie), Feb. 10, 2007 ... Traded to Minnesota for Craig Weller, Alexander Fallstrom and 2011 second round draft pick (Alexander Khokhlachev), Oct. 18, 2009												
2006-07--2009-10	158	44	40	84	112	11	3	3	6	14		
KOLARIK, Pavel ... Defense ... 6'1" ... 207 ... Oct. 24, 1972 in Vyskov CZE REP ... (#72) ... Eleventh pick (ninth round), 268th overall, in the 2000 NHL Entry Draft												
2000-01--2001-02	23	0	0	0	10	-	-	-	-	-	-	-
KOPAK, Russ ... Center ... 5'10" ... 158 ... Apr. 26, 1924 in Edmonton ALTA ... (#19) ... 1943-44												
1943-44	24	7	9	16	0	-	-	-	-	-	-	-
KOSTYNSKI, Doug ... Center ... 6'1" ... 170 ... Feb. 23, 1963 in Castlegar BC ... (#25; #34) ... Ninth pick, 186th overall, in the 1982 NHL Entry Draft												
1983-84--1984-85	15	3	1	4	4	-	-	-	-	-	-	-
KOVALENKO, Andrei ... Right Wing ... 5'10" ... 215 ... June 7, 1970 in Balakovo RUS ... (#51) ... Signed as a free agent, July 25, 2000												
2000-01	76	16	21	37	27	-	-	-	-	-	-	-
KRAFTCHECK, Steve ... Defense ... 5'11" ... 190 ... Mar. 3, 1929 in Tinturn ONT ... (#18; #24) ... Acquired from Cleveland/AHL for cash, Apr. 17, 1950 ... Traded to Detroit for loan of Max Quackenbush, Dec. 5, 1950												
1950-51	22	0	0	0	8	6	0	0	0	7		
KRAKE, Phil "Skip" ... Center ... 5'11" ... 170 ... Oct. 14, 1943 in North Battleford SASK ... (#21) ... Traded to Los Angeles for 1970 first round draft pick (Reggie Leach), May 20, 1968												
1963-64;												
1965-66--1967-68	87	11	9	20	17	4	0	0	0	2		
KREJCI, David ... Center ... 5'11" ... 176 ... Apr. 28, 1986 in Sternberk CZE REP ... (#46) ... First pick (second round), 63rd overall, in the 2004 NHL Entry Draft												
2006-07--2012-13	424	91	218	309	158	81	29	44	73	34		
KRUG, Torey ... Defense ... 5'9" ... 180 ... Apr. 12, 1991 in Livonia MI ... (#47) ... Signed as a free agent, Mar. 25, 2012												
2011-12--2012-13	3	0	2	2	0	15	4	2	6	0		
KRUSHELNYSKI, Mike ... Left Wing/Center ... 6'2" ... 200 ... Apr. 27, 1960 in Montreal QBC ... (#33; #25) ... Seventh pick (sixth round), 120th overall, in the 1979 NHL Entry Draft ... Traded to Edmonton for Ken Linseman, June 21, 1984												
1981-82--1983-84	162	51	65	116	100	20	8	6	14	14		
KRYZANOWSKI, Ed ... Defense ... 5'11" ... 175 ... Nov. 14, 1925 in Fort Francis ONT ... (#22) ... Signed as a free agent, Oct. 8, 1948 ... Traded to Chicago for cash, Aug. 14, 1952 ... Acquired from Chicago for cash, Oct. 31, 1952 ... Traded to Providence/AHL for cash, Nov. 8, 1952												
1948-49--1951-52	232	15	22	37	65	18	0	1	1	4		
KULLMAN, Arnie ... Center ... 5'7" ... 170 ... Oct. 9, 1927 in Winnipeg MAN ... 1947-48; 1949-50												
1947-48; 1949-50	13	0	1	1	11	-	-	-	-	-	-	-
KULTANEN, Jarno ... Defense ... 6'2" ... 198 ... Jan. 8, 1973 in Luumaki FIN ... (#64) ... Eighth pick (sixth round), 174th overall, in the 2000 NHL Entry Draft												
2000-01--2002-03	102	2	11	13	59	-	-	-	-	-	-	-
KURTENBACH, Orland ... Center ... 6'2" ... 180 ... Sept. 7, 1936 in Cudworth SASK ... (#7; #14) ... Claimed from NY Rangers in Intra-League Draft, June 13, 1961 ... Traded to San Francisco/WHL with Ed Panagabko and future considerations (Gerry Ouellette, July 7, 1963) for Larry McNabb and cash, July 26, 1962 ... Acquired from San Francisco/WHL for cash, Oct., 1963 ... Traded to Toronto with Pat Stapleton and Andy Hebenton for Ron Stewart, June 8, 1965												
1961-62;												
1963-64--1964-65	142	18	45	63	183	-	-	-	-	-	-	-
KUTLAK, Zdenek ... Defense ... 6'3" ... 207 ... Feb. 13, 1980 in Budejovice CZE REP ... (#39) ... Tenth pick (eighth round), 237th overall, in the 2000 NHL Entry Draft												
2000-01; 2003-04	16	1	2	3	4	-	-	-	-	-	-	-
KVARTALNOV, Dmitri ... Left Wing ... 5'11" ... 180 ... Mar. 25, 1966 in Voskresensk USSR ... (#10) ... First pick, 16th overall, in the 1992 NHL Entry Draft												
1992-93--1993-94	112	42	49	91	26	4	0	0	0	0		
KYLE, Gus ... Defense ... 6'1" ... 202 ... Sept. 11, 1923 in Dysart SASK ... (#6) ... Acquired from NY Rangers with Pentti Lund and cash for Paul Ronty, Sept. 20, 1951												
1951-52	69	1	12	13	127	2	0	0	0	0		

- 242 -

ALL-TIME ROSTER



MCKENZIE, John "Pie" ... Right Wing ... 5'9" ... 175 ... Dec. 12, 1937 in High River ALTA ... (#19) ... Acquired from NY Rangers for Reggie Fleming, Jan. 10, 1966 ... Signed with WHA in 1972 off-season											
1965-66--1971-72	453	169	227	396	700	50	15	30	45	119	
McKIM, Andrew ... Center ... 5'8" ... 175 ... July 6, 1970 in St. John NB ... (#45) ... Signed as a free agent, July 16, 1992											
1992-93--1993-94	36	1	4	5	4	-	-	-	-	-	
McLAREN, Kyle ... Defense ... 6'4" ... 225 ... June 18, 1977 in Humboldt SASK ... (#46; #18) ... First pick, ninth overall, in the 1995 NHL Entry Draft ... Traded to San Jose with 2004 fourth round draft pick (Torrey Mitchell) for Jeff Hackett and Jeff Jillson, Jan. 23, 2003											
1995-96--2001-02	417	34	90	124	370	27	1	3	4	48	
McLELLAN, Scott ... Right Wing ... 6'1" ... 175 ... Feb. 10, 1963 in Toronto ONT ... (#33) ... Third pick (fourth round), 77th overall, in the 1981 NHL Entry Draft											
1982-83	2	0	0	0	0	-	-	-	-	-	
McMAHON, Mike ... Defense ... 5'8" ... 215 ... Feb. 1, 1915 in Brockville ONT ... Loaned from Montreal as compensation for recall of Paul Bibeault, Jan. 8, 1946 ... Returned to Montreal, Jan. 17, 1946											
1945-46	2	0	0	0	2	-	-	-	-	-	
McMANUS, Sammy ... Left Wing ... 5'9" ... 160 ... Oct. 22, 1911 in Belfast IRE ... Acquired from Montreal with Roy Goldsworthy and cash for Babe Siebert and Roger Jenkins, Sept. 10, 1936											
1936-37	1	0	0	0	0	-	-	-	-	-	
McNAB, Peter ... Center ... 6'3" ... 210 ... May 8, 1952 in Vancouver BC ... (#8) ... Rights transferred from Buffalo as compensation for Sabres' signing of free agent Andre Savard, June 11, 1976 ... Traded to Vancouver for Jim Nill, Feb. 3, 1984											
1976-77--1983-84	595	263	324	587	111	79	38	36	74	16	
McQUAID, Adam ... Defense ... 6'5" ... 209 ... Oct. 12, 1986 in Charlottetown PEI ... (#54) ... Acquired from Columbus for 2007 fifth round draft pick (Jamie Benn), May 16, 2007											
2009-10--2012-13	190	7	23	30	276	54	2	6	8	30	
McREAVY, Pat ... Center ... 5'11" ... 165 ... Jan. 16, 1918 in Owen Sound ONT ... (#12; #16) ... Traded to Detroit for Dutch Hiller and cash, Nov. 24, 1941											
1938-39--1941-42	21	0	2	2	4	11	2	2	4	5	
McSORLEY, Marty ... Defense ... 6'1" ... 235 ... May 18, 1963 in Hamilton ONT ... (#29) ... Signed as a free agent, Dec. 7, 1999											
1999-00	27	2	3	5	62	-	-	-	-	-	
MEEKING, Harry ... Left Wing ... 5'7" ... 160 ... Nov. 4, 1894 in Kitchener ONT ... (#8) ... Acquired from Detroit with Frank Fredrickson for Duke Keats and Archie Briden, Jan. 7, 1927 ... Traded to Detroit for Fred Gordon, May 22, 1927											
1926-27	23	1	0	1	2	7	0	0	0	0	
MEISSNER, Dick ... Right Wing ... 5'11" ... 200 ... Jan. 6, 1940 in Kindersley SASK ... (#22) ... Traded to NY Rangers with Don McKenney for Dean Prentice, Feb. 4, 1963											
1959-60--1961-62	135	8	10	18	37	-	-	-	-	-	
MELNYK, Larry ... Defense ... 6'0" ... 195 ... Feb. 21, 1960 in Saskatoon SASK ... (#33) ... Fifth pick (fourth round), 78th overall, in the 1979 NHL Entry Draft ... Traded to Edmonton for John Blum, Mar. 6, 1984											
1980-81--1982-83	75	0	12	12	123	22	0	3	3	49	
METROPOLIT, Glen ... Center ... 5'10" ... 193 ... June 25, 1974 in Toronto ONT ... (#13) ... Signed as a free agent, Oct. 3, 2007											
2007-08	82	11	22	33	36	7	1	0	1	4	
MICKOSKI, Nick ... Left Wing ... 6'1" ... 183 ... Dec. 7, 1927 in Winnipeg MAN ... (#12) ... Acquired from Detroit for Jim Morrison, Aug. 25, 1959											
1959-60	18	1	0	1	2	-	-	-	-	-	
MIDDLETON, Rick ... Right Wing ... 5'11" ... 170 ... Dec. 4, 1953 in Toronto ONT ... (#16) ... Acquired from NY Rangers for Ken R. Hodge, May 26, 1976											
1976-77--1987-88	881	402	496	898	124	111	45	55	100	17	
MILBURY, Mike ... Defense ... 6'1" ... 200 ... June 17, 1952 in Brighton MA ... (#26; #27; #28; #31) ... Signed as a free agent, Nov. 5, 1974											
1975-76--1986-87	754	49	189	238	1552	86	4	24	28	219	
MILLAR, Al ... Goal ... 5'11" ... 175 ... Sept. 18, 1929 in Winnipeg MAN ... Traded to Detroit with Myron Stankiewicz for Claude Dufour, June, 1960											
1957-58	6	-	0	0	0	-	-	-	-	-	
MILLAR, Mike ... Right Wing ... 5'10" ... 170 ... Apr. 28, 1965 in St. Catharines ONT ... (#42) ... Acquired from Washington for Alfie Turcotte, Oct. 2, 1989											
1989-90	15	1	4	5	0	-	-	-	-	-	
MILLER, Bob ... Center ... 5'11" ... 180 ... Sept. 28, 1956 in Medford MA ... (#14; #32) ... Third pick (fourth round), 70th overall, in the 1976 NHL Amateur Draft ... Traded to Colorado for Mike Gillis, Feb. 18, 1981											
1977-78--1980-81	263	55	82	137	143	34	4	6	10	27	
MILLER, Jay ... Left Wing ... 6'2" ... 210 ... July 16, 1960 in Wellesley MA ... (#29) ... Signed as a free agent, Oct. 1, 1985 ... Traded to Los Angeles for future considerations (Steve Kasper for Bobby Carpenter, Jan. 23, 1989), Jan. 22, 1989											
1985-86--1988-89	216	13	20	33	858	14	0	0	0	141	
MITCHELL, Herb ... Left Wing ... 5'10" ... 190 ... Jan. 4, 1896 in Meaford ONT ... (#6; #3) ... Signed as a free agent, Nov. 2, 1924											
1924-25--1925-26	44	6	0	6	36	-	-	-	-	-	
MOFFAT, Mike ... Goal ... 5'10" ... 165 ... Feb. 4, 1962 in Galt ONT ... (#30) ... Seventh pick (eighth round), 165th overall, in the 1980 NHL Entry Draft											
1981-82--1983-84	19	-	0	0	2	11	-	1	1	8	
MOGER, Sandy ... Center ... 6'3" ... 214 ... Mar. 21, 1969 in 100 Mile House BC ... (#45) ... Signed as a free agent, July 6, 1994 ... Traded to Los Angeles with Jozef Stumpel and 1998 fourth round draft pick (Pierre Dagenais) for Dmitri Khristich and Byron Dafeo, Aug. 29, 1997											
1994-95--1996-97	132	27	23	50	116	5	2	2	4	12	
MOHNS, Doug ... Left Wing/Defense ... 6'0" ... 185 ... Dec. 13, 1933 in Capreol ONT ... (#19) ... Traded to Chicago for Reggie Fleming and Ab McDonald, June 8, 1964											
1953-54--1963-64	710	118	229	347	671	35	6	15	21	40	
MOKOSAK, Carl ... Left Wing ... 6'1" ... 180 ... Sept. 22, 1962 in Fort Saskatchewan ALTA ... (#45) ... Signed as a free agent, Oct. 4, 1988											
1988-89	7	0	0	0	31	1	0	0	0	0	
MONTADOR, Steve ... Defense ... 6'0" ... 205 ... Dec. 21, 1979 in Vancouver BC ... (#23) ... Acquired from Anaheim for Petteri Nokelainen, Mar. 4, 2009											
2008-09	13	0	1	1	18	11	1	2	3	18	

MOOG, Andy ... Goal ... 5'8" ... 175 ... Feb. 18, 1960 in Penticton BC ... (#35) ... Acquired from Edmonton for Geoff Courtnall, Bill Ranford and 1988 second round draft pick (Petro Koivunen), Mar. 8, 1988 ... Traded to Dallas for Jon Casey as future considerations portion of June 20, 1993 Gord Murphy trade, June 25, 1993											
1987-88--1992-93	261	-	10	10	110	70	-	2	2	27	
MORAN, Ian ... Defense ... 6'0" ... 200 ... Aug. 24, 1972 in Cleveland OH ... (#18) ... Acquired from Pittsburgh for 2003 fourth round draft pick (Paul Bissonnette), Mar. 11, 2003											
2002-03--2005-06	55	2	6	8	40	5	0	1	1	4	
MORRIS, Bernie ... Center/Right Wing ... 5'7" ... 145 ... Date Unknown in Regina SASK ... (#5) ... Acquired from Montreal Maroons with Bobby Benson for Alf Skinner, Jan. 3, 1925 ... Released from contract, Feb. 10, 1925											
1924-25	6	1	0	1	0	-	-	-	-	-	
MORRIS, Derek ... Defense ... 6'0" ... 220 ... Aug. 24, 1978 in Edmonton ALTA ... (#53) ... Signed as a free agent, July 25, 2009 ... Traded to Phoenix for 2011 third round draft pick (Anthony Camara), Mar. 3, 2010											
2009-10	58	3	22	25	26	-	-	-	-	-	
MORRIS, Jon ... Center ... 6'0" ... 175 ... May 6, 1966 in Lowell MA ... (#29) ... Acquired from San Jose for cash, Oct. 29, 1993											
1993-94	4	0	0	0	0	-	-	-	-	-	
MORRISON, Doug ... Right Wing ... 5'11" ... 184 ... Feb. 1, 1960 in Vancouver BC ... (#11; #23; #38) ... Third pick (second round), 36th overall, in the 1979 NHL Entry Draft											
1979-80--1981-82;											
1984-85	23	7	3	10	15	-	-	-	-	-	
MORRISON, Jim ... Defense ... 5'10" ... 183 ... Oct. 11, 1931 in Montreal QBC ... (#10, #20) ... Traded to Toronto for Fleming Mackell, Jan. 9, 1952 ... Acquired from Toronto for Allan Stanley, Oct. 8, 1958 ... Traded to Detroit for Nick Mickoski, Aug. 25, 1959											
1951-52; 1958-59	84	8	19	27	44	6	0	6	6	16	
MORRISONN, Shaone ... Defense ... 6'3" ... 205 ... Dec. 23, 1982 in Vancouver BC ... (#28) ... First pick, 19th overall, in the 2001 NHL Entry Draft ... Traded to Washington with 2004 first (Jeff Schultz) and second (Michail Yunkov) round draft picks for Sergei Gonchar, Mar. 3, 2004											
2002-03--2003-04	41	1	7	8	18	-	-	-	-	-	
MOTTAU, Mike ... Defense ... 6'0" ... 190 ... Mar. 19, 1978 in Quincy MA ... (#27) ... Acquired from NY Islanders with Brian Rolston for Yannick Riendeau and Marc Cantin, Feb. 27, 2012											
2011-12	6	0	0	0	0	2	0	0	0	0	
MOTTER, Alex ... Center ... 6'0" ... 175 ... June 20, 1913 in Melville SASK ... (#10) ... Traded to Detroit for Clarence Drouillard and cash, Dec. 22, 1937											
1934-35--1935-36	26	1	4	5	4	6	0	0	0	0	
MOWERS, Mark ... Center ... 5'11" ... 174 ... Feb. 16, 1974 in Decatur GA ... (#18) ... Signed as a free agent, July 6, 2006 ... Traded to Anaheim for Brett Skinner and Nathan Saunders, Sept. 24, 2007											
2006-07	78	5	12	17	26	-	-	-	-	-	
MULLEN, Joe ... Right Wing ... 5'9" ... 180 ... Feb. 26, 1957 in New York NY ... (#11) ... Signed as a free agent, Sept. 8, 1995											
1995-96	37	8	7	15	0	-	-	-	-	-	
MURPHY, Gord ... Defense ... 6'2" ... 191 ... Mar. 23, 1967 in Willowdale ONT ... (#28) ... Acquired from Philadelphia with Brian Dobbin and 1992 third round draft pick (Sergei Zholtok) for Garry Galley and Wes Walz, Jan. 2, 1992 ... Traded to Dallas for future considerations (Andy Moog for Jon Casey, June 25, 1993), June 20, 1993 ... Signed as a free agent, Jan. 29, 2002											
1991-92--1992-93;											
2001-02	106	8	20	28	126	15	1	0	1	12	
MURPHY, Joe ... Right Wing ... 6'1" ... 190 ... Oct. 16, 1967 in London ONT ... (#43) ... Signed as a free agent, Nov. 12, 1999 ... Claimed off waivers by Washington, Feb. 10, 2000											
1999-00	26	7	7	14	41	-	-	-	-	-	
MURPHY, Ron ... Left Wing ... 5'11" ... 185 ... Apr. 10, 1933 in Hamilton ONT ... (#28) ... Acquired from Detroit with Bill Lesuk, Gary Doak and future considerations (Steve Atkinson, June 6, 1966) for Dean Prentice and Leo Boivin, Feb. 16, 1966											
1965-66--1969-70	133	29	61	90	44	14	4	4	8	12	
MURRAY, Glen ... Right Wing ... 6'3" ... 225 ... Nov. 1, 1972 in Halifax NS ... (#44; #21; #27) ... First pick, 18th overall, in the 1991 NHL Entry Draft ... Traded to Pittsburgh with Bryan Smolinski and 1996 third round draft pick (Boyd Kane) for Kevin Stevens and Shawn McEachern, Aug. 2, 1995 ... Acquired from Los Angeles with Jozef Stumpel for Jason Allison and Mikko Eloranta, Oct. 24, 2001 ... Bought out of contract, July 26, 2008											
1991-92--1994-95;											
2001-02--2007-08	570	209	180	389	408	55	12	13	25	44	
MYHRES, Brantt ... Left Wing ... 6'3" ... 205 ... Mar. 18, 1974 in Edmonton ALTA ... (#55) ... Signed as a free agent, Sept. 18, 2002											
2002-03	1	0	0	0	31	-	-	-	-	-	
MYRVOLD, Anders ... Defense ... 6'2" ... 200 ... Aug. 12, 1975 in Lorenskog NOR ... (#14; #41) ... Acquired from Colorado with Landon Wilson for 1998 first round draft pick (Robyn Regehr), Nov. 22, 1996											
1996-97	9	0	2	2	4	-	-	-	-	-	

ALL-TIME ROSTER



NEELY, Cam ... Right Wing ... 6'1" ... 218 ... June 6, 1965 in Comox BC ... (#8) ... Acquired from Vancouver with 1987 first round draft pick (Glen Wesley) for Barry Pederson, June 6, 1986 ... Retired due to injury, Sept. 5, 1996												
1986-87--1995-96	525	344	246	590	921	86	55	32	87	160		
NEUFELD, Ray ... Right Wing ... 6'3" ... 210 ... Apr. 15, 1959 in St. Boniface MAN ... (#19) ... Acquired from Winnipeg for Moe Lemay, Dec. 30, 1988												
1988-89--1989-90	15	1	3	4	28	10	2	3	5	9		
NICHOLSON, Al ... Left Wing ... 6'1" ... 180 ... Apr. 26, 1936 in Estevan SASK ... (#25) ... Signed as a free agent, Aug. 23, 1955 ... Claimed by Detroit in Reverse Draft, June 12, 1966												
1955-56--1956-57	19	0	1	1	4	-	-	-	-	-	-	-
NICKULAS, Eric ... Right Wing ... 5'11" ... 190 ... Mar. 25, 1975 in Hyannis MA ... (#72; #21; #47) ... Third pick (fourth round), 99th overall, in the 1994 NHL Entry Draft ... Signed as a free agent, Aug. 23, 2005												
1998-99--2000-01;												
2005-06	45	7	10	17	24	1	0	0	0	2		
NICOLSON, Graeme ... Defense ... 6'0" ... 185 ... Jan. 13, 1958 in North Bay ONT ... (#32) ... Second pick, 35th overall, in the 1978 NHL Amateur Draft												
1978-79	1	0	0	0	0	-	-	-	-	-	-	-
NIELSEN, Kirk ... Right Wing ... 6'1" ... 205 ... Oct. 19, 1973 in Grand Rapids MN ... (#60) ... Signed as a free agent, June 7, 1996												
1997-98	6	0	0	0	0	-	-	-	-	-	-	-
NIENHUIS, Kraig ... Left Wing ... 6'2" ... 205 ... May 9, 1961 in Sarnia ONT ... (#38) ... Signed as a free agent, May 28, 1985												
1985-86--1987-88	87	20	16	36	39	2	0	0	0	14		
NILAN, Chris ... Right Wing ... 6'0" ... 205 ... Feb. 9, 1958 in Boston MA ... (#30) ... Acquired from NY Rangers for Greg Johnston and 1990 sixth round draft pick (Barry Young), June 28, 1990 ... Claimed off waivers by Montreal, Feb. 12, 1992												
1990-91--1991-92	80	11	14	25	463	19	0	2	2	62		
NILL, Jim ... Right Wing ... 6'0" ... 185 ... Apr. 11, 1958 in Hanna ALTA ... (#8) ... Acquired from Vancouver for Peter McNab, Feb. 3, 1984 ... Traded to Winnipeg for Morris Lukowich, Feb. 4, 1985												
1983-84--1984-85	76	4	11	15	143	3	0	0	0	4		
NOKELAINEN, Petteri ... Center/Right Wing ... 6'1" ... 195 ... Jan. 16, 1986 in Imatra FIN ... (#56; #29) ... Acquired from New York Islanders for Ben Walter and 2009 second round draft pick (Kevin Lynch), Sept. 11, 2007 ... Traded to Anaheim for Steve Montador, Mar. 4, 2009												
2007-08--2008-09	90	7	6	13	29	7	0	2	2	4		
NORDSTROM, Peter ... Left Wing ... 6'1" ... 200 ... July 26, 1974 in Munkfors SWE ... (#56) ... Third pick, 78th overall, in the 1998 NHL Entry Draft ... Returned to Sweden, Dec. 16, 1998												
1998-99	2	0	0	0	0	-	-	-	-	-	-	-
NORRIS, Jack ... Goal ... 5'10" ... 185 ... Aug. 5, 1942 in Saskatoon SASK ... (#17) ... Traded to Chicago with Gilles Marotte and Pit Martin for Phil Esposito, Ken Hodge and Fred Stanfield, May 15, 1967												
1964-65	23	-	0	0	0	-	-	-	-	-	-	-
NORTON, Jeff ... Defense ... 6'2" ... 195 ... Nov. 25, 1965 in Acton MA ... (#33) ... Acquired from Florida for 2002 sixth round draft pick (Mikael Vuorio), Mar. 19, 2002												
2001-02	3	0	1	1	2	3	0	0	0	5		
NOWAK, Hank ... Left Wing ... 6'1" ... 195 ... Nov. 24, 1950 in Oshawa ONT ... (#18) ... Acquired from Detroit with Earl Anderson for Walt McKechnie and 1975 third round draft pick (Clarke Hamilton), Feb. 18, 1975												
1974-75--1976-77	111	18	15	33	81	13	1	0	1	8		
NYLANDER, Michael ... Center ... 6'1" ... 195 ... Oct. 3, 1972 in Stockholm SWE ... (#92) ... Acquired from Washington for 2006 second round draft pick (Francois Bouchard), Mar. 4, 2004												
2003-04	15	1	11	12	14	6	3	3	6	0		

- O -



OATES, Adam ... Center ... 5'11" ... 185 ... Aug. 27, 1962 in Weston ONT ... (#12) ... Acquired from St. Louis for Craig Janney and Stephane Quintal, Feb. 7, 1992 ... Traded to Washington with Bill Ranford and Rick Tocchet for Jim Carey, Anson Carter, Jason Allison and 1997 third round draft pick (Lee Goren), Mar. 1, 1997												
1991-92--1996-97	368	142	357	499	123	42	11	37	48	20		
O'BRIEN, Dennis ... Defense ... 6'0" ... 195 ... June 10, 1949 in Port Hope ONT ... (#28) ... Claimed off waivers from Cleveland, Mar. 10, 1978												
1977-78--1979-80	83	4	11	15	138	14	0	1	1	28		
O'BRIEN, Ellard ... Defense ... 6'3" ... 183 ... May 27, 1930 in St. Catharines ONT ... Signed as a free agent, Oct. 3, 1950 ... Traded to Hershey/AHL with Dunc Fisher for Ray Gariepy, June, 1953												
1955-56	2	0	0	0	0	-	-	-	-	-	-	-
O'CONNELL, Mike ... Defense ... 5'9" ... 180 ... Nov. 25, 1955 in Chicago IL ... (#20) ... Acquired from Chicago for Al Secord, Dec. 18, 1980 ... Traded to Detroit for Reed Larson, Mar. 10, 1986												
1980-81--1985-86	424	70	198	268	312	39	7	15	22	34		
ODDLEIFSON, Chris ... Center ... 6'2" ... 185 ... Sept. 7, 1950 in Brandon MAN ... (#22; #28) ... Acquired from California with Rich Leduc for Ivan Boldirev, Nov. 17, 1971 ... Traded to Vancouver with Fred O'Donnell for Bobby Schmautz, Feb. 7, 1974												
1972-73--1973-74	55	10	11	21	25	-	-	-	-	-	-	-
ODGERS, Jeff ... Right Wing ... 6'0" ... 200 ... May 31, 1969 in Spy Hill SASK ... (#36) ... Acquired from San Jose with 1996 fifth round draft pick (Elias Abrahamsson) for Al Iafrate, June 21, 1996 ... Bought out of contract, Sept., 1997												
1996-97	80	7	8	15	197	-	-	-	-	-	-	-

O'DONNELL, Fred ... Right Wing ... 5'10" ... 175 ... Dec. 6, 1949 in Kingston ONT ... (#16) ... Acquired from Minnesota as future considerations portion of May 7, 1969 Barry Gibbs-Tommy Williams trade, May 7, 1971 ... Traded to Vancouver with Chris Oddleifson for Bobby Schmautz, Feb. 7, 1974												
1972-73--1973-74	115	15	11	26	98	5	0	1	1	5		
O'DONNELL, Sean ... Defense ... 6'3" ... 230 ... Oct. 13, 1971 in Ottawa ONT ... (#27; #21) ... Signed as a free agent, July 2, 2001												
2001-02--2003-04	232	5	47	52	275	13	0	2	2	4		
O'DWYER, Billy ... Center ... 6'0" ... 190 ... Jan. 25, 1960 in Boston MA ... (#10) ... Signed as a free agent, Aug. 13, 1987												
1987-88--1989-90	102	8	13	21	93	10	0	0	0	2		
OLIVER, Harry ... Right Wing ... 5'8" ... 155 ... Oct. 26, 1898 in Selkirk MAN ... (#9) ... Acquired from Calgary/WHL for cash, Sept. 4, 1926 ... Traded to NY Americans for cash, Nov. 2, 1934												
1926-27--1933-34	351	109	59	168	129	30	9	4	13	24		
OLIVER, Murray ... Center ... 5'10" ... 170 ... Nov. 14, 1937 in Hamilton ONT ... (#16; #17) ... Acquired from Detroit with Gary Aldcorn and Tom P. McCarthy for Vic Stasiuk and Leo Labine, Jan. 23, 1961 ... Traded to Toronto with cash for Eddie Shack, May 15, 1967												
1960-61--1966-67	426	116	214	330	184	-	-	-	-	-	-	-
OLIWA, Krzysztof ... Left Wing ... 6'5" ... 243 ... Apr. 12, 1973 in Tychy POL ... (#33) ... Acquired from NY Rangers for 2004 ninth round draft pick (Christian Mahoney-Wilson), Jan. 6, 2003												
2002-03	33	0	0	0	110	-	-	-	-	-	-	-
O'NEIL, Paul ... Center/Right Wing ... 6'1" ... 185 ... Aug. 24, 1953 in Charlestown MA ... (#28) ... Signed as a free agent, Oct. 10, 1975												
1975-76	1	0	0	0	0	-	-	-	-	-	-	-
O'NEILL, James "Peggy" ... Center/Right Wing ... 5'8" ... 160 ... Apr. 3, 1913 in Semans SASK ... (#14) ... 1933-34--1936-37												
1933-34--1936-37	140	6	26	32	105	6	1	1	2	13		
O'REE, Willie ... Left/Right Wing ... 5'10" ... 175 ... Oct. 15, 1935 in Fredericton NB ... (#25; #27) ... Traded to Montreal with Stan Maxwell for Cliff Pennington and Terry Gray, June, 1961												
1957-58; 1960-61	45	4	10	14	26	-	-	-	-	-	-	-
O'REILLY, Terry ... Right Wing ... 6'1" ... 200 ... June 7, 1951 in Niagara Falls ONT ... (#23; #24) ... Second pick (first round), 14th overall, in the 1971 NHL Amateur Draft												
1971-72--1984-85	891	204	402	606	2095	108	25	42	67	335		
ORR, Bobby ... Defense ... 6'0" ... 197 ... Mar. 20, 1948 in Parry Sound ONT ... (#4) ... 1966-67--1975-76												
1966-67--1975-76	631	264	624	888	924	74	26	66	92	107		
ORR, Colton ... Right Wing ... 6'3" ... 210 ... Mar. 3, 1982 in Winnipeg MAN ... (#75) ... Signed as a free agent, Sept. 19, 2001 ... Claimed off waivers by NY Rangers, Nov. 29, 2005												
2003-04--2005-06	21	0	0	0	27	-	-	-	-	-	-	-
OUELLETTE, Gerry ... Right Wing ... 5'9" ... 170 ... Nov. 1, 1938 in Grand Falls NB ... Traded to San Francisco/WHL as future considerations portion of July 26, 1962 Orland Kurtenbach-Ed Panagabko trade, July 7, 1963												
1960-61	39	5	4	9	0	-	-	-	-	-	-	-
OWEN, George ... Defense ... 5'11" ... 190 ... Feb. 12, 1901 in Hamilton ONT ... (#4; #11) ... Acquired from Toronto for Eric Pettinger and Hugh Plaxton, Jan. 8, 1929												
1928-29--1932-33	183	44	33	77	151	21	2	5	7	25		

- P -



PACHAL, Clayton ... Center/Left Wing ... 5'10" ... 185 ... Apr. 21, 1956 in Yorkton SASK ... (#6; #28) ... First pick, 16th overall, in the 1976 NHL Amateur Draft ... Traded to Colorado for Mark Suzor, Oct. 11, 1978												
1976-77--1977-78	11	0	0	0	26	-	-	-	-	-	-	-
PAHLSSON, Samuel ... Center ... 5'11" ... 190 ... Dec. 17, 1977 in Ornskoldsvik SWE ... (#27) ... Acquired from Colorado with Brian Rolston, Martin Grenier and 2000 first round draft pick (Martin Samuelsson) for Ray Bourque and Dave Andreychuk, Mar. 6, 2000 ... Traded to Anaheim for Patrick Traverse and Andrei Nazarov, Nov. 18, 2000												
2000-01	17	1	1	2	6	-	-	-	-	-	-	-
PAILLE, Daniel ... Left Wing ... 6'0" ... 200 ... Apr. 15, 1984 in Welland ONT ... (#20) ... Acquired from Buffalo for 2010 third round draft pick (Kevin Sundher), Oct. 20, 2009												
2009-10--2012-13	232	35	29	64	63	67	8	10	18	8		
PALAZZARI, Aldo ... Right Wing ... 5'7" ... 168 ... July 25, 1918 in Eveleth MN ... (#9) ... Traded to NY Rangers for cash, Feb. 22, 1944												
1943-44	24	6	3	9	4	-	-	-	-	-	-	-
PALMER, Brad ... Left Wing ... 6'0" ... 185 ... Sept. 14, 1961 in Duncan BC ... (#21) ... Acquired from Minnesota with Dave Donnelly for Boston agreeing not to select Brian Bellows in 1982 Entry Draft, June 9, 1982												
1982-83	73	6	11	17	18	7	1	0	1	0		
PANAGABKO, Ed ... Center ... 5'8" ... 170 ... May 17, 1934 in Norquay SASK ... (#22) ... Traded to San Francisco/WHL with Orland Kurtenbach and future considerations (Gerry Ouellette, July 7, 1963) for Larry McNabb and cash, July 26, 1962												
1955-56--1956-57	29	0	3	3	38	-	-	-	-	-	-	-
PANDOLFO, Jay ... Left Wing ... 6'1" ... 190 ... Dec. 27, 1974 in Winchester MA ... (#29) ... Signed as a free agent, Feb. 12, 2013												
2012-13	18	0	0	0	2	-	-	-	-	-	-	-
PANTELEEV, Grigori ... Left Wing ... 5'9" ... 190 ... Nov. 13, 1972 in Gastello USSR ... (#13) ... Fifth pick (sixth round), 136th overall, in the 1992 NHL Entry Draft												
1992-93--1994-95	50	8	6	14	12	-	-	-	-	-	-	-
PARENT, Bernie ... Goal ... 5'10" ... 180 ... Apr. 3, 1945 in Montreal, QBC ... (#30) ... Claimed by Philadelphia in NHL Expansion Draft, June 6, 1967												
1965-66--1966-67	57	-	0	0	2	-	-	-	-	-	-	-

ALL-TIME ROSTER



PARISE, Jean-Paul ... Left Wing ... 5'9" ... 175 ... Dec. 11, 1941 in Smooth Rock Falls ONT ... (#17; #27) ... Claimed by Oakland in NHL Expansion Draft, June 6, 1967 1965-66--1966-67 21 2 2 4 10 - - - - -	
PARK, Brad ... Defense ... 6'0" ... 200 ... July 6, 1948 in Toronto ONT ... (#22) ... Acquired from NY Rangers with Jean Ratelle and Joe Zannussi for Phil Esposito and Carol Vadnais, Nov. 7, 1975 1975-76--1982-83 501 100 317 417 553 91 23 55 78 77	
PASIN, Dave ... Right Wing ... 6'1" ... 205 ... July 8, 1966 in Edmonton ALTA ... (#37) ... First pick, 19th overall, in the 1984 NHL Entry Draft ... Traded to Los Angeles for Paul Guay, Nov. 3, 1988 1985-86 71 18 19 37 50 3 0 1 1 0	
PATTERSON, George ... Left/Right Wing ... 6'1" ... 176 ... May 22, 1906 in Kingston ONT ... Acquired from NY Americans with Lloyd Gross for Art Chapman and Bob Gracie, Jan. 11, 1934 ... Traded to Detroit for Gene Carrigan, Oct. 10, 1934 1933-34 10 0 1 1 2 - - - - -	
PAYNE, Davis ... Left Wing ... 6'2" ... 205 ... Sept. 24, 1970 in Port Alberni BC ... (#44; #17) ... Signed as a free agent, Oct. 6, 1995 1995-96--1996-97 22 0 1 1 14 - - - - -	
PEDERSEN, Allen ... Defense ... 6'3" ... 210 ... Jan. 13, 1965 in Fort Saskatchewan ALTA ... (#41) ... Fifth pick, 105th overall, in the 1983 NHL Entry Draft ... Claimed by Minnesota in NHL Expansion Draft, May 30, 1991 1986-87--1990-91 333 4 31 35 408 64 0 0 0 91	
PEDERSON, Barry ... Center ... 5'11" ... 185 ... Mar. 13, 1961 in Big River SASK ... (#18; #21; #10; #12) ... First pick, 18th overall, in the 1980 NHL Entry Draft ... Traded to Vancouver for Cam Neely and 1987 first round draft pick (Glen Wesley), June 6, 1986 ... Acquired from Hartford for future considerations, Nov. 14, 1991 ... Released from contract, Mar. 10, 1992 1980-81--1985-86; 1991-92 379 166 251 417 248 34 22 30 52 25	
PEETERS, Pete ... Goal ... 6'1" ... 195 ... Aug. 17, 1957 in Edmonton ALTA ... (#1) ... Acquired from Philadelphia for Brad McCrimmon, June 9, 1982 ... Traded to Washington for Pat Riggins, Nov. 14, 1985 1982-83--1985-86 171 - 4 4 93 21 - 0 0 10	
PEIRSON, John ... Right Wing ... 5'11" ... 170 ... July 21, 1925 in Winnipeg MAN ... (#23) 1946-47--1953-54; 1955-56--1957-58 545 153 173 326 315 49 9 17 26 26	
PELLERIN, Scott ... Center/Left Wing ... 5'11" ... 190 ... Jan. 9, 1970 in Shediac NB ... (#33) ... Signed as a free agent, July 26, 2001 ... Claimed off waivers by Dallas, Jan. 12, 2002 2001-02 35 1 5 6 6 - - - - -	
PELLETIER, Pascal ... Right Wing ... 5'11" ... 190 ... June 16, 1983 in Labrador City NFLD ... (#42) ... Signed as a free agent, July 28, 2006 ... Traded to Chicago for Martin St. Pierre, July 24, 2008 2007-08 6 0 0 0 0 - - - - -	
PENNER, Jeff ... Defense ... 5'10" ... 191 ... Apr. 13, 1987 in Winnipeg MAN ... (#62) ... Signed as a free agent, Mar. 29, 2008 ... Traded to Minnesota with Mikko Lehtonen for Anton Khudobin, Feb. 28, 2011 2009-10 2 0 0 0 0 - - - - -	
PENNINGTON, Cliff ... Center ... 6'0" ... 170 ... Apr. 18, 1940 in Winnipeg MAN ... (#7) ... Acquired from Montreal with Terry Gray for Willie O'Ree and Stan Maxwell, June, 1961 ... Traded to San Francisco/WHL for cash, June, 1963 1961-62--1962-63 97 16 42 58 6 - - - - -	
PERREAULT, Bob ... Goal ... 5'8" ... 170 ... Jan. 28, 1931 in Trois Rivières QBC ... (#1) ... Acquired from Detroit for Ed Chadwick and Barry Ashbee, June, 1962 ... Claimed by Toronto in Reverse Draft, June 9, 1965 1962-63 22 - 0 0 0 - - - - -	
PETERS, Garry ... Center ... 5'10" ... 170 ... Oct. 9, 1942 in Regina SASK ... (#25) ... Claimed from Philadelphia in Intra-League Draft, June 8, 1971 ... Claimed by NY Islanders in NHL Expansion Draft, June 6, 1972 1971-72 2 0 0 0 2 1 0 0 0 0	
PETERS, Jimmy ... Right Wing ... 5'11" ... 165 ... Oct. 2, 1922 in Montreal QBC ... (#9) ... Acquired from Montreal with John Quilty for Joe Carveth, Dec. 17, 1947 ... Traded to Detroit with Pete Babando, Clare Martin and Lloyd Durham for Bill Quackenbush and Pete Horeck, Aug. 16, 1949 1947-48--1948-49 97 28 30 58 46 9 1 3 4 2	
PETTIE, Jim ... Goal ... 6'0" ... 195 ... Oct. 24, 1953 in Toronto ONT ... (#29; #31) ... Tenth pick (ninth round), 142nd overall, in the 1973 NHL Amateur Draft 1976-77--1978-79 21 - 0 0 23 - - - - -	
PETTINGER, Eric ... Left Wing/Center ... 6'0" ... 175 ... Dec. 14, 1904 in Bierley ENG ... (#4) ... Acquired from Toronto with cash for Jimmy Herberts, Dec. 21, 1927 ... Traded to Toronto with Hugh Plaxton for George Owen, Jan. 10, 1929 1928-29 17 0 0 0 17 - - - - -	
PETTINGER, Gordon ... Center ... 6'0" ... 175 ... Nov. 17, 1911 in Harrogate ENG ... (#11) ... Acquired from Detroit for Red Beattie, Dec. 19, 1937 1937-38--1939-40 107 20 30 50 20 15 1 1 2 7	
PEVERLEY, Rich ... Center ... 6'0" ... 195 ... July 8, 1982 in Kingston ONT ... (#49) ... Acquired from Atlanta with Boris Valabik for Mark Stuart and Blake Wheeler, Feb. 18, 2011 ... Traded to Dallas with Tyler Seguin and Ryan Button for Loui Eriksson, Matt Fraser, Reilly Smith and Joe Morrow, July 4, 2013 2010-11--2012-13 126 21 46 67 40 46 6 8 14 29	
PIDHIRNY, Harry ... Center ... 5'11" ... 155 ... Mar. 5, 1928 in Toronto ONT ... Traded to San Francisco/WHL for cash, Sept., 1961 1957-58 2 0 0 0 0 - - - - -	
PLANTE, Jacques ... Goal ... 6'0" ... 175 ... Jan. 17, 1929 in Shawinigan Falls ONT ... (#31) ... Acquired from Toronto with 1973 third round draft pick (Doug Gibson) for 1973 first round draft pick (Ian Turnbull) and future considerations (Ed Johnston, May 22, 1973), Mar. 3, 1973 1972-73 8 - 2 2 2 2 - 0 0 0	
PLETT, Willi ... Right Wing ... 6'3" ... 205 ... June 7, 1955 in Paraguay SA ... (#25) ... Claimed from NY Rangers in Waiver Draft, Oct. 5, 1987 1987-88 65 2 3 5 170 17 2 4 6 74	

PODLOSKI, Ray ... Center ... 6'2" ... 210 ... Jan. 5, 1966 in Edmonton ALTA ... (#43) ... Second pick, 40th overall, in the 1984 NHL Entry Draft 1988-89 8 0 1 1 17 - - - - -	
POILE, Norman "Bud" ... Right Wing ... 6'0" ... 189 ... Feb. 10, 1924 in Fort William ONT ... Acquired from NY Rangers for cash, Dec. 22, 1949 1949-50 39 16 14 30 6 - - - - -	
POLIZIANI, Dan ... Right Wing ... 5'11" ... 158 ... Jan. 8, 1935 in Sydney NS ... (#18) ... Claimed from Cleveland/AHL in Inter-League Draft, June 3, 1958 ... Traded to Hershey/AHL for Willie Marshall, June, 1963 1958-59 1 0 0 0 0 3 0 0 0 0	
POPIEL, Paul ... Defense ... 5'10" ... 175 ... Feb. 28, 1943 in Sollested DEN ... (#29) ... Claimed from Chicago in Intra-League Draft, June 9, 1965 ... Claimed by Los Angeles in NHL Expansion Draft, June 6, 1967 1965-66 3 0 1 1 2 - - - - -	
POPOVIC, Peter ... Defense ... 6'6" ... 235 ... Feb. 10, 1968 in Koping, Sweden ... (#23) ... Signed as a free agent, July 2, 2000 2000-01 60 1 6 7 48 - - - - -	
PORTLAND, Jack ... Defense ... 6'2" ... 185 ... July 30, 1912 in Waubaushene ONT ... (#8) ... Acquired from Montreal for Tony Savage and cash, Dec. 3, 1934 ... Traded to Chicago for Des Smith, Jan. 27, 1940 1934-35--1939-40 187 7 20 27 148 18 0 0 0 19	
POTVIN, Felix ... Goal ... 6'1" ... 190 ... June 23, 1971 in Anjou QBC ... (#29) ... Signed as a free agent, Sept. 3, 2003 2003-04 28 - 0 0 8 - - - - -	
POTVIN, Marc ... Right Wing ... 6'1" ... 200 ... Jan. 29, 1967 in Ottawa ONT ... (#29) ... Signed as a free agent, June 28, 1994 1994-95--1995-96 33 0 1 1 16 5 0 1 1 18	
POULIN, Dave ... Center ... 5'11" ... 190 ... Dec. 17, 1958 in Timmins ONT ... (#19) ... Acquired from Philadelphia for Ken Linseman, Jan. 16, 1990 1989-90--1992-93 165 34 68 102 117 53 12 18 30 60	
POULIOT, Benoit ... Left Wing ... 6'3" ... 199 ... Sept. 29, 1986 in Alfred ONT ... (#67) ... Signed as a free agent, July 1, 2011 ... Traded to Tampa Bay for Michel Ouellet and 2012 fifth round draft pick (Seth Griffith), June 23, 2012 2011-12 74 16 16 32 38 7 1 1 2 4	
PRAJSER, Petr ... Defense ... 6'2" ... 200 ... Sept. 21, 1965 in Hradec Kralov CZE ... (#52) ... Signed as a free agent, Aug. 1, 1991 1991-92 3 0 0 0 2 - - - - -	
PRATT, Jack ... Center/Defense ... 6'0" ... 190 ... Apr. 13, 1906 in Edinburgh SCOT ... Signed as a free agent, Nov. 5, 1930 1930-31--1931-32 37 2 0 2 42 - - - - -	
PRATT, Walter "Babe" ... Defense ... 6'3" ... 212 ... Jan. 7, 1916 in Stony Mountain MAN ... (#4; #21) ... Acquired from Toronto for Eric Pogue and cash, June 19, 1946 ... Traded to Cleveland/AHL for cash, May 15, 1947 1946-47 31 4 4 8 25 - - - - -	
PRENTICE, Dean ... Left Wing ... 5'11" ... 180 ... Oct. 5, 1932 in Shumacher ONT ... (#17) ... Acquired from NY Rangers for Don McKenney and Dick Meissner, Feb. 4, 1963 ... Traded to Detroit with Leo Boivin for Gary Doak, Ron Murphy, Bill Lesuk and future considerations (Steve Atkinson, June 6, 1966), Feb. 16, 1966 1962-63--1965-66 170 50 56 106 63 - - - - -	
PRIMEAU, Wayne ... Center ... 6'4" ... 230 ... June 4, 1976 in Scarborough ONT ... (#20) ... Acquired from San Jose with Brad Stuart and Marco Sturm for Joe Thornton, Nov. 30, 2005 ... Traded to Calgary with Brad Stuart and Washington's 2008 fourth round draft pick (T.J. Brodie) for Chuck Kobasew and Andrew Ference, Feb. 10, 2006 2005-06--2006-07 101 13 16 29 115 - - - - -	
PRONGER, Sean ... Center ... 6'3" ... 210 ... Nov. 30, 1972 in Dryden ONT ... (#46) ... Signed as a free agent, Aug. 25, 1999 ... Traded to NY Islanders for cash, Dec. 5, 2000 1999-00 11 0 1 1 13 - - - - -	
PRONOVOST, Andre ... Left Wing ... 5'10" ... 188 ... July 9, 1936 in Shawinigan Falls QBC ... (#14; #23) ... Acquired from Montreal for Jean-Guy Gendron, Nov. 27, 1960 ... Traded to Detroit for Forbes Kennedy, Dec. 3, 1962 1960-61--1962-63 138 26 21 47 110 - - - - -	
PRONOVOST, Claude ... Goal ... 5'9" ... 170 ... July 22, 1935 in Shawinigan Falls QBC ... Loaned from Montreal/QHL to replace injured John Henderson, Jan. 14, 1956 1955-56 1 - 0 0 2 - - - - -	
PROPP, Brian ... Left Wing ... 5'10" ... 195 ... Feb. 15, 1959 in Lanigan SASK ... (#36) ... Acquired from Philadelphia for 1990 second round draft pick (Terran Sandwith), Mar. 2, 1990 1989-90 14 3 9 12 10 20 4 9 13 2	
PRPIC, Joel ... Center ... 6'7" ... 225 ... Sept. 25, 1974 in Sudbury ONT ... (#39) ... Ninth pick, 233rd overall, in the 1993 NHL Entry Draft 1997-98; 1999-00 15 0 3 3 2 - - - - -	
PUSIE, Jean ... Defense ... 6'0" ... 205 ... Oct. 15, 1910 in Montreal QBC ... Acquired from NY Rangers for Percy Jackson, Nov. 1, 1934 ... Traded to Montreal with Walt Buswell and cash for Roger Jenkins, July 13, 1935 1934-35 4 1 0 1 0 - - - - -	

- Q -



QUACKENBUSH, Bill ... Defense ... 5'11" ... 190 ... Mar. 2, 1922 in Toronto ONT ... (#11) ... Acquired from Detroit with Pete Horeck for Pete Babando, Lloyd Durham, Clare Martin and Jimmy Peters, Aug. 16, 1949 1949-50--1955-56 461 22 133 155 46 33 0 13 13 4	
---	--

ALL-TIME ROSTER



QUACKENBUSH, Max ... Defense ... 6'2" ... 180 ... Aug. 29, 1928 in Toronto ONT ... (#4) ... Loaned from Detroit for remainder of 1950-51 season for Steve Kraftcheck, Dec. 5, 1950 ... Returned to Detroit at end of season

1950-51 47 4 6 10 26 6 0 0 0 4
QUILTY, John ... Center ... 5'10" ... 175 ... Jan. 21, 1921 in Ottawa ONT ... (#21) ... Acquired from Montreal with Jimmy Peters for Joe Carveth, Dec. 16, 1947

1947-48 6 3 2 5 2 - - - - -
QUINTAL, Stephane ... Defense ... 6'3" ... 225 ... Oct. 22, 1968 in Boucherville QBC ... (#21) ... Second pick (first round), 14th overall, in the 1987 NHL Entry Draft ... Traded to St. Louis with Craig Janney for Adam Oates, Feb. 7, 1992

1988-89--1991-92 158 8 19 27 217 3 0 1 1 7

- R -



RANFORD, Bill ... Goal ... 5'11" ... 185 ... Dec. 14, 1966 in Brandon MAN ... (#30) ... Second pick (third round), 52nd overall, in the 1985 NHL Entry Draft ... Traded to Edmonton with Geoff Courtnall and 1988 second round draft pick (Petro Koivunen) for Andy Moog, Mar. 8, 1988 ... Acquired from Edmonton for Mariusz Czerkawski, Sean Brown and 1996 first round draft pick (Matthieu Descoteaux), Jan. 11, 1996 ... Traded to Washington with Adam Oates and Rick Tocchet for Jim Carey, Anson Carter, Jason Allison and 1997 third round draft pick (Lee Goren), Mar. 1, 1997

1985-86--1986-87; 1995-96--1996-97 122 - 3 3 8 8 - 0 0 0

RANIERI, George ... Left Wing ... 5'8" ... 190 ... Jan. 14, 1936 in Toronto ONT

1956-57 2 0 0 0 0 - - - - -
RASK, Tuukka ... Goal ... 6'2" ... 171 ... Mar. 10, 1987 in Savonlinna FIN ... (#40) ... Acquired from Toronto for Andrew Raycroft, June 24, 2006

2007-08--2012-13 138 - 4 4 6 35 - 1 1 0

RATELLE, Jean ... Center ... 6'1" ... 180 ... Oct. 3, 1940 in Lac Ste. Jean QBC ... (#10) ... Acquired from NY Rangers with Brad Park and Joe Zanusso for Phil Esposito and Carol Vadnais, Nov. 7, 1975

1975-76--1980-81 419 155 295 450 84 58 23 33 56 10

RATHWELL, John "Jake" ... Right Wing ... 6'0" ... 190 ... Aug. 12, 1947 in Temiscoumque QBC ... (#16) ... Acquired from St. Louis with 1974 second round draft pick (Mark Howe) and cash for Don Awrey, Oct. 5, 1973

1974-75 1 0 0 0 0 - - - - -

RAVLICH, Matt ... Defense ... 5'10" ... 185 ... July 12, 1938 in Sault Ste. Marie ONT ... (#23) ... Claimed from Chicago in Inter-League Draft, June 12, 1961 ... Traded to Chicago with Jerry Toppazzini for Murray Balfour and Mike Draper, June 9, 1964

1962-63; 1971-72--1972-73 32 1 2 3 2 - - - - -

RAYCROFT, Andrew ... Goal ... 6'0" ... 185 ... May 4, 1980 in Belleville ONT ... (#1) ... Fourth pick (fifth round), 135th overall, in the 1998 NHL Entry Draft ... Traded to Toronto for Tuukka Rask, June 24, 2006

2000-01--2005-06 108 - 2 2 0 7 - 0 0 2

REARDON, Terry ... Center/Right Wing ... 5'10" ... 170 ... Apr. 6, 1919 in Winnipeg MAN ... (#7; #19) ... Acquired from NY Americans with Tom Cooper as future considerations portion of Jan. 25, 1937 Joe Jerwa trade, Oct. 17, 1937 ... Loaned to Montreal for loan of Paul Gauthier, Nov. 5, 1941

1938-39--1940-41; 1945-46--1946-47 147 24 30 54 57 27 6 8 14 10

REASONER, Marty ... Center ... 6'1" ... 200 ... Feb. 26, 1977 in Honeoye Falls NY ... (#36) ... Acquired from Edmonton with Yan Stastny and 2006 second round draft pick (Milan Lucic) for Sergei Samsonov, Mar. 9, 2006

2005-06 19 2 6 8 8 - - - - -

RECCHI, Mark ... Right Wing ... 5'10" ... 195 ... Feb. 1, 1968 in Kamloops BC ... (#28) ... Acquired from Tampa Bay with 2010 second round draft pick (Alexander Petrovic) for Martins Karsums and Matt Lashoff, Mar. 4, 2009

2008-09--2010-11 180 42 65 107 71 49 14 16 30 16

REDAHL, Gordon ... Right Wing ... 5'11" ... 170 ... Aug. 28, 1935 in Kinistino SASK ... (#12) ... Claimed from NY Rangers in Intra-League Draft, June 3, 1958 ... Traded to Toronto for Bo Elik, Nov. 21, 1958

1958-59 18 0 1 1 2 - - - - -

REDDEN, Wade ... Defense ... 6'2" ... 205 ... June 12, 1977 in Lloydminster SASK ... (#6) ... Acquired from St. Louis for Boston's 2014 sixth round draft pick, Apr. 3, 2013

2012-13 6 1 1 2 0 5 1 1 2 0

REDDING, George ... Left Wing/Defense ... 5'7" ... 145 ... Mar. 6, 1903 in Peterborough ONT ... (#10; #9) ... Signed as a free agent, Oct. 16, 1924

1924-25--1925-26 55 3 2 5 23 - - - - -

REDMOND, Dick ... Defense ... 5'11" ... 178 ... Aug. 14, 1949 in Kirkland Lake ONT ... (#6) ... Acquired from Atlanta for Gregg Sheppard, Sept. 6, 1978

1978-79--1981-82 235 36 79 115 124 26 1 7 8 13

REECE, Dave ... Goal ... 6'1" ... 190 ... Sept. 13, 1948 in Troy NY ... (#29; #30) ... Signed as a free agent, Nov. 24, 1972

1975-76 14 - 0 0 0 - - - - -

REGAN, Larry ... Right Wing ... 5'9" ... 162 ... Aug. 9, 1930 in North Bay ONT ... (#15; #24) ... Claimed from Quebec/QHL in Inter-League Draft, June 5, 1956 ... Claimed off waivers by Toronto, Jan. 7, 1959

1956-57--1958-59 164 30 53 83 61 20 3 10 13 16

REIBEL, Earl ... Center ... 5'8" ... 160 ... July 21, 1930 in Kitchener ONT ... (#11) ... Claimed from Chicago in Intra-League Draft, June 3, 1958

1958-59 63 6 8 14 16 4 0 0 0 0

REICH, Jeremy ... Left Wing ... 6'1" ... 200 ... Feb. 11, 1979 in Craik SASK ... (#53) ... Signed as a free agent, Aug. 30, 2005 ... Signed as a free agent, July 1, 2010

2006-07--2007-08 90 2 3 5 141 4 0 0 0 8

REID, Dave ... Left Wing ... 6'1" ... 217 ... May 15, 1964 in Toronto ONT ... (#34; #31; #36; #17) ... Fourth pick (third round), 60th overall, in the 1982 NHL Entry Draft ... Signed as a free agent, Dec. 1, 1991

1983-84--1987-88; 1991-92--1995-96 387 89 92 181 115 45 5 8 13 8

REIGLE, Ed ... Defense ... 5'9" ... 180 ... June 19, 1924 in Winnipeg MAN ... Acquired from Cleveland/AHL for cash, Apr. 17, 1950 ... Traded to Detroit for cash, May, 1951

1950-51 17 0 2 2 25 - - - - -

RICHER, Stephane ... Defense ... 5'11" ... 190 ... Apr. 28, 1966 in Hull QBC ... (#25) ... Acquired from Tampa Bay for Bob Beers, Oct. 28, 1992 ... Claimed by Florida in NHL Expansion Draft, June 24, 1993

1992-93 21 1 4 5 18 3 0 0 0 0

RICHTER, Barry ... Defense ... 6'2" ... 200 ... Sept. 11, 1970 in Madison WI ... (#46) ... Signed as a free agent, July 17, 1996

1996-97 50 5 13 18 32 - - - - -

RIENDEAU, Vincent ... Goal ... 5'10" ... 185 ... Apr. 20, 1966 in St. Hyacinthe QBC ... (#37) ... Acquired from Detroit for 1995 fifth round draft pick (Chad Wilchynski), Jan. 17, 1994 ... Contract terminated, Apr. 25, 1995

1993-94--1994-95 29 - 1 1 2 2 - 0 0 0

RIGGIN, Pat ... Goal ... 5'9" ... 170 ... May 26, 1959 in Kincardine ONT ... (#1; #30) ... Acquired from Washington for Pete Peeters, Nov. 14, 1985 ... Traded to Pittsburgh for Roberto Romano, Feb. 6, 1987

1985-86--1986-87 49 - 0 0 4 1 - 0 0 2

RILEY, Jack ... Center ... 5'11" ... 160 ... Dec. 29, 1910 in Berckenla IRE ... (#9) ... Acquired from Montreal for Paul Haynes, Sept. 30, 1935

1935-36 8 0 0 0 0 - - - - -

RING, Bobby ... Goal ... 5'10" ... 170 ... Oct. 6, 1946 in Winchester MA ... Spare goaltender replaced injured Ed Johnston in Oct. 30, 1965 game

1965-66 1 - 0 0 0 - - - - -

RIPLEY, Vic ... Left Wing ... 5'8" ... 170 ... May 30, 1906 in Elgin ONT ... (#12) ... Acquired from Chicago for Billy Burch, Jan. 17, 1933 ... Traded to NY Rangers with Roy Burmeister for Babe Siebert, Dec. 18, 1933

1932-33--1933-34 37 4 6 10 27 5 1 0 1 0

RITTINGER, Alan ... Right/Left Wing ... 5'9" ... 155 ... Jan. 28, 1925 in Regina SASK ... (#17) ... Acquired from Montreal for Paul Haynes, Sept. 30, 1935

1943-44 19 3 7 10 0 - - - - -

RIVERS, Jamie ... Defense/Left Wing ... 6'1" ... 208 ... Mar. 16, 1975 in Ottawa ONT ... (#31) ... Claimed off waivers from Ottawa, Oct. 13, 2001

2001-02 64 4 2 6 45 3 0 0 0 0

RIVERS, Wayne ... Right Wing ... 5'9" ... 177 ... Feb. 1, 1942 in Hamilton ONT ... (#25) ... Claimed from Detroit in Inter-League Draft, June 4, 1963 ... Claimed by St. Louis in NHL Expansion Draft, June 6, 1967

1963-64--1966-67 80 11 26 37 86 - - - - -

ROBERTS, Doug ... Right Wing ... 6'2" ... 212 ... Oct. 28, 1942 in Detroit MI ... (#28) ... Acquired from California for cash, Sept. 4, 1971 ... Traded to Detroit for cash, Nov. 23, 1973

1971-72--1973-74 55 5 8 13 9 5 2 0 2 6

ROBERTS, Gord ... Defense ... 6'1" ... 195 ... Oct. 2, 1957 in Detroit MI ... (#14) ... Signed as a free agent, June 19, 1992

1992-93--1993-94 124 6 18 24 145 16 0 1 1 14

ROBERTS, Maurice ... Goal ... 5'9" ... 165 ... Dec. 13, 1905 in Waterbury CT ... (#1) ... Signed as a free agent, Dec. 8, 1925

1925-26 2 - 0 0 0 - - - - -

ROBINSON, Nathan ... Center ... 5'9" ... 181 ... Dec. 31, 1981 in Scarborough ONT ... (#51) ... Signed as a free agent, Aug. 15, 2005

2005-06 2 0 0 0 0 - - - - -

ROBILTALE, Randy ... Center ... 5'11" ... 195 ... Oct. 12, 1975 in Ottawa ONT ... (#43; #48; #16) ... Signed as a free agent, Mar. 27, 1997 ... Traded to Atlanta for Peter Ferraro, June 25, 1999

1996-97--1998-99 9 0 2 2 0 1 0 0 0 0

ROCHE, Earl ... Left Wing ... 5'11" ... 175 ... Feb. 22, 1910 in Prescott ONT ... Signed as a free agent, Jan. 14, 1933 ... Traded to Ottawa as future considerations portion of Jan. 25, 1933 Alex Smith trade, Jan. 25, 1933

1932-33 3 0 0 0 0 - - - - -

RODDEN, Eddie ... Center ... 5'7" ... 150 ... Mar. 22, 1901 in Mattawa ONT ... (#10) ... Acquired from Toronto for cash, June 20, 1928 ... Traded to London/IHL for cash, Oct. 16, 1929

1928-29 20 0 0 0 10 - - - - -

ROHLOFF, Jon ... Defense ... 6'0" ... 221 ... Oct. 3, 1969 in Mankato MN ... (#38) ... Seventh pick (ninth round), 186th overall, in the 1988 NHL Entry Draft

1994-95--1996-97 150 7 25 32 129 10 1 2 3 8

ROLFE, Dale ... Defense ... 6'4" ... 210 ... Apr. 30, 1940 in Timmins ONT ... Traded to Springfield/AHL with Bruce Gamble, Terry Gray and Randy Miller for Bob McCord, June, 1963

1959-60 3 0 0 0 0 - - - - -

ROLSTON, Brian ... Center/Left Wing ... 6'2" ... 200 ... Feb. 21, 1973 in Flint MI ... (#12) ... Acquired from Colorado with Samuel Pahlsson, Martin Grenier and 2000 first round draft pick (Martin Samuelsson) for Ray Bourque and Dave Andreychuk, Mar. 6, 2000 ... Acquired from NY Islanders with Mike Mottau for Yannick Riendeau and Marc Cantin, Feb. 27, 2012

1999-00--2003-04; 2011-12 359 104 147 251 144 25 6 5 11 8

ROMANO, Roberto ... Goal ... 5'6" ... 170 ... Oct. 10, 1962 in Montreal QBC ... (#1) ... Acquired from Pittsburgh for Pat Riggins, Feb. 6, 1987

1986-87 1 - 0 0 0 - - - - -

RONTY, Paul ... Center ... 6'0" ... 160 ... June 12, 1928 in Toronto ONT ... (#20) ... Traded to NY Rangers for Gus Kyle, Pentti Lund and cash, Sept. 20, 1951


1947-48--1950-51 224 56 98 154 39 16 1 7 8 4

ROWE, Bobby ... Right Wing/Defense ... 5'6" ... 160 ... Date unknown in Heathcote ONT ... (#3) ... Acquired from Seattle/WCHL for cash, Nov. 2, 1924

1924-25 4 1 0 1 0 - - - - -

- 248 -

SULLIVAN, Mike ... Center ... 6'2" ... 190 ... Feb. 27, 1968 in Marshallfield MA ... (#42) ... Acquired from Calgary for 1998 seventh round draft pick (Radek Duda), June 21, 1997 ... Claimed by Nashville in NHL Expansion Draft, June 26, 1998	1997-98	77	5	13	18	34	6	0	1	1	2
SUTHERLAND, Max ... Left Wing ... 5'10" ... 165 ... Feb. 8, 1907 in Grenfell SASK ... Acquired from Seattle/PCHL for cash, Oct. 21, 1931	1931-32	2	0	0	0	0	-	-	-	-	-
SUTTER, Ron ... Center ... 6'0" ... 180 ... Dec. 2, 1963 in Viking ALTA ... (#10) ... Signed as a free agent, Mar. 9, 1996	1995-96	18	5	7	12	24	5	0	0	0	8
SWEENEY, Bob ... Center/Right Wing ... 6'3" ... 200 ... Jan. 25, 1964 in Concord MA ... (#42; #20) ... Sixth pick, 123rd overall, in the 1982 NHL Entry Draft ... Claimed off waivers by Buffalo, Oct. 9, 1992	1986-87-1991-92	382	81	112	193	504	87	13	16	29	185
SWEENEY, Don ... Defense ... 5'10" ... 184 ... Aug. 17, 1966 in St. Stephen NB ... (#32) ... Eighth pick, 166th overall, in the 1984 NHL Entry Draft	1988-89-2002-03	1052	52	210	262	663	103	9	10	19	78
SWEENEY, Tim ... Left Wing ... 5'11" ... 185 ... Apr. 12, 1967 in Boston MA ... (#51; #41; #42; #16) ... Signed as a free agent, Sept. 16, 1992 ... Claimed by Anaheim in NHL Expansion Draft, June 24, 1993 ... Signed as a free agent, Aug. 9, 1995	1992-93;										
SYLVESTRY, Don ... Goal ... 6'0" ... 180 ... June 2, 1961 in Sudbury ONT ... (#30) ... Eighth pick (ninth round), 182nd overall, in the 1981 NHL Entry Draft	1995-96-1996-97	91	19	26	45	34	4	0	0	0	2
	1984-85	3	-	0	0	2	-	-	-	-	-
- T -											
											
TALLAS, Robbie ... Goal ... 6'0" ... 170 ... Mar. 20, 1973 in Edmonton ALTA ... (#35) ... Signed as a free agent, Sept. 13, 1995	1995-96-1999-00	87	-	0	0	6	-	-	-	-	-
TANABE, Dave ... Defense ... 6'1" ... 212 ... July 19, 1980 in White Bear Lake MN ... (#55) ... Acquired from Phoenix for Dave Scatchard, Nov. 18, 2005 ... Team exercised 'walk-away' option on arbitration award, Aug. 5, 2006	2005-06	54	4	12	16	48	-	-	-	-	-
TARDIF, Jamie ... Right Wing ... 6'0" ... 205 ... Jan. 23, 1985 in Welland ONT ... (#68) ... Signed as a free agent, July 5, 2011	2012-13	2	0	0	0	0	-	-	-	-	-
TATARINOV, Mikhail ... Defense ... 5'10" ... 195 ... July 16, 1966 in Angarsk USSR ... (#28) ... Signed as a free agent, July 30, 1993	1993-94	2	0	0	0	2	-	-	-	-	-
TAYLOR, Billy ... Center ... 5'9" ... 150 ... May 3, 1919 in Winnipeg MAN ... (#12) ... Acquired from Detroit for Bep Guidolin, Oct. 15, 1947 ... Traded to NY Rangers with future considerations (Pentti Lund and Ray Manson, June, 1948) for Grant Warwick, Feb. 6, 1948	1947-48	39	4	16	20	25	-	-	-	-	-
TAYLOR, Bobby ... Right Wing ... 6'1" ... 190 ... Aug. 12, 1904 in Newton MA ... Claimed from Boston/Can-Am in Inter-League Draft, May 13, 1929	1929-30	8	0	0	0	6	-	-	-	-	-
TAYLOR, Chris ... Center ... 6'0" ... 189 ... Mar. 6, 1972 in Stratford ONT ... (#50; #38) ... Signed as a free agent, July 22, 1998	1998-99	37	3	5	8	12	-	-	-	-	-
TAYLOR, Tim ... Center ... 6'1" ... 185 ... Feb. 6, 1969 in Stratford ONT ... (#26) ... Claimed from Detroit in Waiver Draft, Sept. 28, 1997	1997-98-1998-99	128	24	18	42	112	18	0	3	3	18
TEAL, Allan "Skip" ... Center ... 5'8" ... 155 ... July 17, 1933 in Ridgeway ONT	1954-55	1	0	0	0	0	-	-	-	-	-
TENKRAT, Petr ... Right Wing ... 5'11" ... 187 ... May 31, 1977 in Kladno CZE REP ... (#17) ... Signed as a free agent, June 15, 2006	2006-07	64	9	5	14	34	-	-	-	-	-
TESSIER, Orval ... Center ... 5'8" ... 160 ... June 30, 1933 in Cornwall ONT ... (#18) ... Claimed from Montreal in Intra-League Draft, June 1, 1955 ... Traded to Montreal for cash, Aug., 1964	1955-56; 1960-61	55	5	7	12	6	-	-	-	-	-
THELIN, Mats ... Defense ... 5'10" ... 185 ... Mar. 30, 1961 in Stockholm SWE ... (#27) ... Sixth pick (seventh round), 140th overall, in the 1981 NHL Entry Draft	1984-85-1986-87	163	8	19	27	107	5	0	0	0	6
THELVEN, Michael ... Defense ... 5'11" ... 185 ... Jan. 7, 1961 in Stockholm SWE ... (#14; #22) ... Eighth pick (ninth round), 186th overall, in the 1980 NHL Entry Draft ... Retired due to injury, Feb. 26, 1991	1985-86-1989-90	207	20	80	100	217	34	4	10	14	34
THOMAS, Tim ... Goal ... 5'11" ... 181 ... Apr. 15, 1974 in Flint MI ... (#70; #30) ... Signed as a free agent, Sept. 4, 2001	2002-03-2011-12	378	-	6	6	39	50	-	1	1	4
THOMLINSON, Dave ... Left Wing ... 6'1" ... 215 ... Oct. 22, 1966 in Edmonton ALTA ... (#41) ... Signed as a free agent, July 30, 1991	1991-92	12	0	1	1	17	-	-	-	-	-
THOMPSON, Cecil "Tiny" ... Goal ... 5'10" ... 160 ... May 31, 1905 in Sandon ALTA ... (#1) ... Acquired from Minneapolis/AHA for cash, May 12, 1928 ... Traded to Detroit for Normie Smith and cash, Nov. 28, 1938	1928-29-1938-39	468	-	0	0	0	33	-	0	0	0



- T -

TALLAS, Robbie ... Goal	... #6'0"	...	170	...	Mar. 20, 1973	in Edmonton ALTA ... (#35) ...
Signed as a free agent,	Sept. 13, 1995					
1995-96-1999-00	87	-	0	0	6	- - - - -
TANABE, Dave ... Defense	... 6'1"	...	212	...	July 19, 1980	in White Bear Lake MN ... (#55)
... Acquired from Phoenix for Dave Scatchard,	Nov. 18, 2005	...				Team exercised 'walk-away'
option on arbitration award,	Aug. 5, 2006					
2005-06	54	4	12	16	48	- - - - -
TARDIF, Jamie ... Right Wing	... 6'0"	...	205	...	Jan. 23, 1985	in Welland ONT ... (#68) ...
Signed as a free agent,	July 5, 2011					
2012-13	2	0	0	0	0	- - - - -
TATARINOV, Mikhail ... Defense	... 5'10"	...	195	...	July 16, 1966	in Angarsk USSR ... (#28)
... Signed as a free agent,	July 30, 1993					
1993-94	2	0	0	0	2	- - - - -
TAYLOR, Billy ... Center	... 5'9"	...	150	...	May 3, 1919	in Winnipeg MAN ... (#12) ... Acquired
from Detroit for Bep Guidolin,	Oct. 15, 1947	...				Traded to NY Rangers with future considerations
(Pentti) Lund and Ray Manson,	June, 1948	...				for Grant Warwick, Feb. 6, 1948
1947-48	39	4	16	20	25	- - - - -
TAYLOR, Bobby ... Right Wing	... 6'1"	...	190	...	Aug. 12, 1904	in Newton MA ... Claimed
from Boston/Can-Am in Inter-League Draft,	May 13, 1929					
1929-30	8	0	0	0	6	- - - - -
TAYLOR, Chris ... Center	... 6'0"	...	189	...	Mar. 6, 1972	in Stratford ONT ... (#50; #38) ...
Signed as a free agent,	July 22, 1998					
1998-99	37	3	5	8	12	- - - - -
TAYLOR, Tim ... Center	... 6'1"	...	185	...	Feb. 6, 1969	in Stratford ONT ... (#26) ... Claimed
from Detroit in Waiver Draft,	Sept. 28, 1997					
1997-98-1998-99	128	24	18	42	112	18 0 3 3 18
TEAL, Allan "Skip" ... Center	... 5'8"	...	155	...	July 17, 1933	in Ridgeway ONT
1954-55	1	0	0	0	0	- - - - -
TENKRAT, Petr ... Right Wing	... 5'11"	...	187	...	May 31, 1977	in Kladno CZE REP ... (#17)
... Signed as a free agent,	June 15, 2006					
2006-07	64	9	5	14	34	- - - - -
TESSIER, Orval ... Center	... 5'8"	...	160	...	June 30, 1933	in Cornwall ONT ... (#18) ...
Claimed from Montreal in Intra-League Draft,	June 1, 1955	...				Traded to Montreal for cash,
Aug., 1964						
1955-56; 1960-61	55	5	7	12	6	- - - - -
THELIN, Mats ... Defense	... 5'10"	...	185	...	Mar. 30, 1961	in Stockholm SWE ... (#27) ...
Sixth pick (seventh round), 140th overall,	in the 1981 NHL Entry Draft					
1984-85-1986-87	163	8	19	27	107	5 0 0 0 0 6
THELVEN, Michael ... Defense	... 5'11"	...	185	...	Jan. 7, 1961	in Stockholm SWE ... (#14;
#22) ... Eighth pick (ninth round), 186th overall,	in the 1980 NHL Entry Draft	...				Retired due to injury, Feb. 26, 1991
1985-86-1989-90	207	20	80	100	217	34 4 10 14 34
THOMAS, Tim ... Goal	... 5'11"	...	181	...	Apr. 15, 1974	in Flint MI ... (#70; #30) ... Signed as
a free agent,	Sept. 4, 2001					
2002-03-2011-12	378	-	6	6	39	50 - 1 1 4
THOMLINSON, Dave ... Left Wing	... 6'1"	...	215	...	Oct. 22, 1966	in Edmonton ALTA ...
(#41) ... Signed as a free agent,	July 30, 1991					
1991-92	12	0	1	1	17	- - - - -
THOMPSON, Cecil "Tiny" ... Goal	... 5'10"	...	160	...	May 31, 1905	in Sandon ALTA ... (#1)
... Acquired from Minneapolis/AHA for cash,	May 12, 1928	...				Traded to Detroit for Normie Smith and cash, Nov. 28, 1938
1928-29-1938-39	468	-	0	0	0	33 - 0 0 0

ALL-TIME ROSTER



WILKINS, Barry ... Defense ... 6'0" ... 190 ... Feb. 28, 1947 in Toronto ONT ... (#27) ... Claimed by Vancouver in NHL Expansion Draft, June 10, 1970 1966-67; 8 1 0 1 2 - - - - - 1968-69--1969-70	
WILKINSON, John "Jack" ... Defense ... 5'11" ... 195 ... July 9, 1911 in Ottawa ONT 1943-44 9 0 0 0 6 - - - - -	
WILLIAMS, Burton "Burr" ... Defense ... 5'10" ... 183 ... Aug. 30, 1909 in Okemah OK ... Acquired from St. Louis for Archie Wilcox, Dec. 2, 1934 ... Traded to Detroit for cash, Dec. 31, 1934 1934-35 7 0 0 0 6 - - - - -	
WILLIAMS, Tom ... Right Wing ... 5'11" ... 180 ... Apr. 17, 1940 in Duluth MN ... (#11) ... Traded to Minnesota with Barry Gibbs for 1969 first round draft pick (Don Tannahill) and future considerations (Fred O'Donnell, May 7, 1971), May 7, 1969 ... Acquired from California for cash, Mar. 5, 1972 ... Traded to Washington for cash, July 22, 1974 1961-62--1968-69 390 96 136 232 115 4 1 0 1 2 1962-63--1968-69	
WILSON, Gordie ... Left Wing ... 6'0" ... 175 ... Aug. 13, 1932 in Port Arthur ONT ... (#25) 1954-55 - - - - - 2 0 0 0 0	
WILSON, Landon ... Right Wing ... 6'2" ... 216 ... Mar. 13, 1975 in St. Louis MO ... (#27) ... Acquired from Colorado with Anders Myrvald for 1998 first round draft pick (Robyn Regehr), Nov. 22, 1996 1996-97--1999-00 130 12 21 33 91 9 1 1 2 8	
WILSON, Ross "Lefty" ... Goal ... 5'11" ... 178 ... Oct. 15, 1919 in Toronto ONT ... Loaned from Detroit to replace injured Don Simmons, Dec. 29, 1957 1957-58 1 - 0 0 0 - - - - -	
WILSON, Wally ... Center ... 5'11" ... 165 ... May 25, 1921 in Berwick NS ... (#22) ... Acquired from Toronto for cash, Aug. 17, 1947 1947-48 53 11 8 19 18 1 0 0 0 0	
WINKLER, Hal ... Goal ... 5'8" ... 150 ... Mar. 20, 1892 in Gretna MAN ... (#11) ... Acquired from NY Rangers for cash, Jan. 17, 1927 1926-27--1927-28 67 - 0 0 0 0 10 - 0 0 0	
WINNES, Chris ... Right Wing ... 6'0" ... 201 ... Feb. 12, 1968 in Ridgefield CT ... (#40) ... Ninth pick (eighth round), 161st overall, in the 1987 NHL Entry Draft 1990-91--1992-93 29 1 4 5 6 1 0 0 0 0	
WISEMAN, Ed ... Right Wing ... 5'7" ... 160 ... Dec. 28, 1912 in Newcastle NB ... (#7) ... Acquired from NY Americans with cash for Eddie Shore, Jan. 25, 1940 1939-40--1941-42 111 30 52 82 18 22 8 4 12 2	
WOYTOWICH, Bob ... Defense ... 6'0" ... 185 ... Aug. 18, 1941 in Winnipeg MAN ... (#8) ... Claimed from NY Rangers in Intra-League Draft, June 10, 1964 ... Claimed by Minnesota in NHL Expansion Draft, June 6, 1967 1964-65--1966-67 153 6 34 40 134 - - - - -	
WOZNIEWSKI, Andy ... Defense ... 6'5" ... 225 ... May 25, 1980 in Chicago IL ... (#44) ... Signed as a free agent, Sept. 9, 2009 2009-10 2 0 0 0 0 - - - - -	

- Y -



YACKEL, Ken ... Right Wing ... 5'11" ... 195 ... Mar. 5, 1932 in St. Paul MN ... (#12) ... Acquired from NY Rangers for cash, Sept. 30, 1958 1958-59 6 0 0 0 2 2 0 0 0 2	
YELLE, Stephane ... Center ... 6'2" ... 183 ... May 9, 1974 in Ottawa ONT ... (#18) ... Signed as a free agent, Sept. 3, 2008 2008-09 77 7 11 18 32 11 0 1 1 2	
YORK, Jason ... Defense ... 6'1" ... 200 ... May 20, 1970 in Nepean ONT ... (#25) ... Signed as a free agent, July 21, 2006 2006-07 49 1 7 8 32 - - - - -	
YOUNG, Carl "C. J." ... Right Wing ... 5'10" ... 180 ... Jan. 1, 1968 in Waban MA ... (#18) ... Acquired from Calgary for Brent Ashton, Feb. 1, 1993 1992-93 15 4 5 9 12 - - - - -	

- Z -



ZAMUNER, Rob ... Left Wing ... 6'3" ... 203 ... Sept. 17, 1969 in Oakville ONT ... (#17) ... Signed as a free agent, July 6, 2001 2001-02--2003-04 178 26 24 50 58 18 0 2 2 8	
ZANON, Greg ... Defense ... 5'11" ... 202 ... June 5, 1980 in Burnaby BC ... (#6) ... Acquired from Minnesota for Steven Kampf, Feb. 27, 2012 2011-12 17 1 1 2 4 7 0 1 1 0	
ZANUSSI, Joe ... Defense ... 5'10" ... 180 ... Sept. 25, 1947 in Rossland BC ... (#29) ... Acquired from NY Rangers with Brad Park and Jean Ratelle for Phil Esposito and Carol Vadnais, Nov. 7, 1975 ... Traded to St. Louis for Rick Smith, Dec. 20, 1976 1975-76--1976-77 68 1 8 9 38 4 0 1 1 2	
ZEHR, Jeff ... Left Wing ... 6'3" ... 195 ... Dec. 10, 1978 in Woodstock ONT ... (#54) ... Signed as a free agent, June 21, 1999 1999-00 4 0 0 0 2 - - - - -	
ZHAMNOV, Alexei ... Center ... 6'1" ... 204 ... Oct. 1, 1970 in Moscow RUS ... (#10) ... Signed as a free agent, Aug. 4, 2005 2005-06 24 1 9 10 30 - - - - -	
ZHOLTOK, Sergei ... Center ... 6'0" ... 190 ... Dec. 2, 1972 in Riga, LAT ... (#11) ... Second pick (third round), 55th overall, in the 1992 NHL Entry Draft 1992-93--1993-94 25 2 2 4 2 - - - - -	
ZINOVJEV, Sergei ... Center ... 5'10" ... 185 ... Mar. 4, 1980 in Novokuznetsk, RUS ... (#54) ... Sixth pick (third round), 73rd overall, in the 2000 NHL Entry Draft 2003-04 10 0 1 1 2 - - - - -	
ZOMBO, Rick ... Defense ... 6'1" ... 202 ... May 8, 1963 in Des Plaines, IL ... (#34) ... Acquired from St. Louis for Fred Knipscheer, Oct. 2, 1995 1995-96 67 4 10 14 53 - - - - -	

ALL-TIME GOALTENDING ROSTER

NOTE - Goaltenders are also listed in the previous roster pages with their personal information, years played, assists, points and penalty minutes. The following lists their goaltending statistics. Career regular season statistics are on the first line and playoff statistics (if any) are on the second line.

LEGEND:

Goaltender	GP	MINS	W-L-T-O	GA	GAA	SO
ABBOTT, George	1	60	0-1-0-0	7	7.00	0
ADAMS, John	14	780	9-3-1-0	39	3.00	1
AULD, Alex	23	1213	9-7-5	47	2.32	2
BAILEY, Scott	19	965	6-6-2-0	55	3.42	0
BALES, Mike	1	25	0-0-0-0	1	2.40	0
BARON, Marco	64	3578	31-24-5-0	203	3.40	1
Playoffs	1	20	0-1-0	3	9.00	0
BELANGER, Yves	8	328	2-0-3-0	19	3.48	0
BENNETT, Harvey	25	1470	10-12-2-0	103	4.20	0
BERTHIAUME, Daniel	8	399	1-4-2-0	21	3.16	0
BIBEAL, Paul	42	2490	14-22-6-0	161	3.88	2
Playoffs	7	437	3-4-0	22	3.02	0
BILLINGTON, Craig	35	1753	15-14-3-0	98	3.35	1
Playoffs	2	85	0-1-0	7	4.94	0
BITTNER, Dick	1	60	0-0-1-0	3	3.00	0
BLUE, John	41	2266	14-16-7-0	111	2.94	1
Playoffs	2	96	0-1-0	5	3.13	0

BRIMSEK, Frank	444	27010	230-144-70-0	1160	2.58	35
Playoffs	68	4394	32-36-0	186	2.54	2
BRODERICK, Ken	20	1104	9-8-1-0	48	2.61	1
BROOKS, Ross	54	3047	37-7-6-0	134	2.64	4
Playoffs	1	20	0-0-0	3	9.00	0
CAREY, Jim	29	1500	8-15-1-0	88	3.52	2
CASEY, Jon	57	3192	30-15-9-0	153	2.88	4
Playoffs	11	698	5-6-0	34	2.92	0
CHADWICK, Ed	4	240	0-3-1-0	22	5.50	0
CHEEVERS, Gerry	416	24274	229-101-74-0	1168	2.89	26
Playoffs	88	5396	53-34-0	242	2.69	8
CHEVELDAE, Tim	2	93	0-1-0-0	5	3.23	0
COLVIN, Les	1	60	0-1-0-0	4	4.00	0
COURTEAU, Maurice	6	360	2-4-0-0	33	5.50	0
CRAIG, Jim	23	1272	9-7-6-0	78	3.68	0
CUDE, Wilf	2	120	1-1-0-0	6	3.00	1
DAFOE, Byron	283	16365	132-104-40-0	627	2.30	25
Playoffs	24	1547	10-14-0	59	2.29	3
DAMORE, Nick	1	60	1-0-0-0	3	3.00	0
DASKALAKIS, Cleon	12	506	3-4-1-0	41	4.86	0
DEFELICE, Norm	10	600	3-5-2-0	30	3.00	0
DelGUIDICE, Matt	11	434	2-5-1-0	28	3.87	0

ALL-TIME GOALTENDING ROSTER



EVANS, Claude	1	60	0-0-1-0	4	4.00	0	PARENT, Bernie	57	3105	15-32-5-0	190	3.67	1
FERNANDEZ, Manny	32	1888	18-10-0-3	87	2.76	2	PEETERS, Pete	171	9939	91-57-16-0	496	2.99	9
FINLEY, Brian	2	59	0-1-0-0	3	3.05	0	Playoffs	21	1264	9-12-0	75	3.56	1
FOSTER, Norm	3	184	2-1-0-0	14	4.57	0	PERREAULT, Bob	22	1287	3-12-6-0	85	3.96	1
FOWLER, Norman	7	420	1-6-0-0	43	6.14	0	PETTIE, Jim	21	1157	9-7-2-0	71	3.68	1
FRANKS, Jim	1	60	0-1-0-0	6	6.00	0	PLANTE, Jacques	8	480	7-1-0-0	16	2.00	2
GAMBLE, Bruce	80	4800	18-51-11-0	318	3.98	1	Playoffs	2	120	0-2-0	10	5.00	0
GARDINER, Bert	41	2460	17-19-5-0	212	5.17	1	POTVIN, Felix	28	1608	12-8-6-0	67	2.50	4
GELINEAU, Jack	141	8460	46-62-33-0	429	3.04	7	PRONOVOST, Claude	1	60	1-0-0-0	0	0.00	1
Playoffs	4	260	1-2-0	7	1.62	1	RANFORD, Bill	122	6928	52-49-14-0	368	3.19	6
GILBERT, Gilles	277	15915	155-73-39-0	782	2.95	16	Playoffs	8	482	1-7-0	31	3.86	0
Playoffs	31	1859	17-14-0	93	3.00	3	RASK, Tuukka	138	7795	66-45-0-16	279	2.15	16
GILL, Andre	5	270	3-2-0-0	13	2.89	1	Playoffs	35	2295	21-14	82	2.14	3
GRAHAME, John	76	4246	29-30-9-0	196	2.77	4	RAYCROFT, Andrew	108	6050	43-46-10-2	264	2.62	3
GRAHAME, Ron	40	2328	26-6-7-0	107	2.76	3	Playoffs	7	447	3-4-0	16	2.15	1
Playoffs	4	202	2-1-0	7	2.08	0	REDDING, George	1	11	0-0-0-0	1	5.45	0
GRANT, Benny	1	60	0-1-0-0	10	10.00	0	REECE, Dave	14	777	7-5-2-0	43	3.32	2
HACKETT, Jeff	18	990	8-9-0-0	53	3.21	1	RIENDEAU, Vincent	29	1541	10-12-2-0	77	3.00	1
Playoffs	3	179	1-2	5	1.68	0	Playoffs	2	120	1-1-0	8	4.00	0
HEAD, Don	38	2280	9-26-3-0	161	4.24	2	RIGGIN, Pat	49	2785	20-16-9-0	156	3.36	1
HENDERSON, John	46	2688	15-15-15-0	113	2.52	5	Playoffs	1	60	0-1-0	3	3.00	0
Playoffs	2	120	0-2-0	8	4.00	0	RING, Bobby	1	33	0-0-0-0	4	7.27	0
HENRY, Gordon	3	180	1-2-0-0	5	1.67	1	ROBERTS, Maurice	2	90	0-1-0-0	5	3.33	0
Playoffs	5	283	0-4-0	21	4.45	0	ROMANO, Roberto	1	60	0-1-0-0	6	6.00	0
HENRY, Jim	237	14172	93-98-45-0	608	2.57	23	SAUVE, Philippe	2	41	0-0-0-0	4	5.85	0
Playoffs	23	1381	9-14-0	68	2.95	1	SAWCHUK, Terry	102	6120	40-43-19-0	262	2.57	11
JACKSON, Percy	5	272	1-1-1-0	9	1.99	0	SCHAFER, Paxton	3	77	0-0-0-0	6	4.68	0
JOHNSTON, Ed	444	25747	180-193-57-0	1384	3.23	27	SHIELDS, Steve	36	2113	12-13-9-0	97	2.75	0
Playoffs	13	765	7-6-0	37	2.90	1	Playoffs	2	119	0-2	6	3.03	0
JUNKIN, Joe	1	8	0-0-0-0	0	0.00	0	SIGALET, Jordan	1	1	0-0-0-0	0	0.00	0
KEANS, Doug	154	8635	83-46-13-0	479	3.33	4	SIMMONS, Don	169	10087	67-71-30-0	487	2.90	15
Playoffs	6	360	2-4-0	26	4.33	0	Playoffs	21	1471	11-10-0	54	2.20	3
KEENAN, Don	1	60	0-1-0-0	4	4.00	0	SKUDRA, Peter	25	1116	6-12-1-0	62	3.33	0
KHUDOBIN, Anton	15	863	10-4-0-1	32	2.22	1	STEWART, Charles	77	4742	30-41-5-0	194	2.45	10
LACHER, Blaine	47	2636	22-16-4-0	123	2.80	4	STEWART, Jim	1	20	0-1-0-0	5	15.00	0
Playoffs	5	283	1-4-0	12	2.54	0	SYLVESTRI, Don	3	102	0-0-2-0	6	3.53	0
LEMELIN, Reggie	183	10308	92-62-17-0	531	3.09	6	TALLAS, Rob	87	4442	26-35-10-0	211	2.85	3
Playoffs	28	1500	12-10-0	77	3.08	1	THOMAS, Tim	378	21792	196-121-0-45	899	2.48	31
LOCKHART, Howard	2	120	0-2-0-0	11	5.50	0	Playoffs	50	3145	29-21	107	2.04	6
LUMLEY, Harry	78	4680	35-33-10-0	245	3.14	6	THOMPSON, Cecil	468	28948	252-153-63-0	962	1.99	74
Playoffs	8	496	3-5-0	25	3.02	0	Playoffs	33	2298	15-18-0	66	1.72	6
MacDONALD, Joey	7	358	2-2-0-1	16	2.68	0	TOIVONEN, Hannu	38	2056	12-14-0-5	114	3.33	1
MILLAR, Al	6	360	1-4-1-0	25	4.17	0	TOPPAZZINI, Jerry	1	1	0-0-0	0	0.00	0
MOFFAT, Mike	19	979	7-7-2-0	70	4.29	0	TURCO, Marty	5	260	2-2-0	16	3.69	0
Playoffs	11	663	6-5-0	38	3.44	0	VACHON, Rogie	91	5186	44-30-12	300	3.47	2
MOOG, Andy	261	15056	136-75-36-0	772	3.08	13	Playoffs	4	184	0-2-0	17	5.54	0
Playoffs	70	4068	36-32-0	203	2.99	3	WHITMORE, Kay	5	203	1-2-0-0	18	5.32	0
NORRIS, Jack	23	1380	10-11-2-0	85	3.70	1	WILSON, Ross	1	52	0-0-1-0	1	1.15	0
							WINKLER, Hal	67	4225	32-22-13-0	110	1.56	19
							Playoffs	10	640	2-3-5	18	1.69	2



Tuukka Rask set a club record with a home playoff shutout streak spanning 193:16 over four games during the 2013 post-season.

ALL-TIME COACHING RECORDS



NOTE - Following are the all-time regular season records of Boston Bruins coaches.

LEGEND	GP	W	L	T	OT	PTS	WIN%
BOUCHER, George 1949-50	70	22	32	16	-	60	.429
BOWNESS, Rick 1991-92	80	36	32	12	-	84	.525
BURNS, Pat 1997-98	82	39	30	13	-	91	.555
1998-99	82	39	30	13	-	91	.555
1999-2000	82	24	39	19	6	73	.445
2000-01	8	3	4	1	-	7	.438
TOTAL	254	105	103	46	6	262	.516
CHEEVERS, Gerry 1980-81	80	37	30	13	-	87	.544
1981-82	80	43	27	10	-	96	.600
1982-83	80	50	20	10	-	110	.688
1983-84	80	49	25	6	-	104	.650
1984-85	56	25	24	7	-	57	.509
TOTAL	376	204	126	46	-	454	.604
CHERRY, Don 1974-75	80	40	26	14	-	94	.588
1975-76	80	48	15	17	-	113	.706
1976-77	80	49	23	8	-	106	.663
1977-78	80	51	18	11	-	113	.706
1978-79	80	43	23	14	-	100	.625
TOTAL	400	231	105	64	-	526	.658
CLAPPER, Aubrey "Dit" 1945-46	50	24	18	8	-	56	.560
1946-47	60	26	23	11	-	63	.525
1947-48	60	23	24	13	-	59	.492
1948-49	60	29	23	8	-	66	.550
TOTAL	230	102	88	40	-	244	.530
CREIGHTON, Fred 1979-80	73	40	20	13	-	93	.637
FTOREK, Robbie 2001-02	82	43	24	6	9	101	.616
2002-03	73	33	28	8	4	78	.534
TOTAL	155	76	52	14	13	179	.577
GORING, Butch 1985-86	80	37	31	12	-	86	.538
1986-87	13	5	7	1	-	11	.423
TOTAL	93	42	38	13	-	97	.522
GUIDOLIN, Armand 1972-73	26	20	6	0	-	40	.769
1973-74	78	52	17	9	-	113	.724
TOTAL	104	72	23	9	-	153	.736
JOHNSON, Tom 1970-71	78	57	14	7	-	121	.776
1971-72	78	54	13	11	-	119	.763
1972-73	52	31	16	5	-	67	.644
TOTAL	208	142	43	23	-	307	.738
JULIEN, Claude 2007-08	82	41	29	-	12	94	.573
2008-09	82	53	19	-	10	116	.707
2009-10	82	39	30	-	13	91	.555
2010-11	82	46	25	-	11	103	.628
2011-12	82	49	29	-	4	102	.622
2012-13	48	28	14	-	6	62	.646
TOTAL	458	256	146	-	56	568	.620
KASPER, Steve 1995-96	82	40	31	11	-	91	.555
1996-97	82	26	47	9	-	61	.372
TOTAL	164	66	78	20	-	152	.463
KEENAN, Mike 2000-01	74	33	28	7	6	79	.538
LEWIS, Dave 2006-07	82	35	41	-	6	76	.463
MILBURY, Mike 1989-90	80	46	25	9	-	101	.631
1990-91	80	44	24	12	-	100	.625
TOTAL	160	90	49	21	-	201	.628
O'CONNELL, Mike 2002-03	9	3	3	3	0	9	.500


O'REILLY, Terry 1986-87	67	34	27	6	-	74	.552
1987-88	80	44	30	6	-	94	.588
1988-89	80	37	29	14	-	88	.550
TOTAL	227	115	86	26	-	256	.564
PATRICK, Frank 1934-35	48	26	16	6	-	58	.604
1935-36	48	22	20	6	-	50	.521
TOTAL	96	48	36	12	-	108	.563
PATRICK, Lynn 1950-51	70	22	30	18	-	62	.443
1951-52	70	25	29	16	-	66	.471
1952-53	70	28	29	13	-	69	.493
1953-54	70	32	28	10	-	74	.529
1954-55	30	10	14	6	-	26	.433
TOTAL	310	117	130	63	-	297	.479
ROSS, Art 1924-25	30	6	24	0	-	12	.200
1925-26	36	17	15	4	-	38	.528
1926-27	44	21	20	3	-	45	.511
1927-28	44	20	13	11	-	51	.580
1928-29	44	26	13	5	-	57	.648
1929-30	44	38	5	1	-	57	.875
1930-31	44	28	10	6	-	77	.705
1931-32	48	15	21	12	-	62	.438
1932-33	48	25	15	8	-	42	.604
1933-34	48	18	25	5	-	58	.427
1936-37	48	23	18	7	-	41	.552
1937-38	48	30	11	7	-	58	.698
1938-39	48	36	10	2	-	50	.771
1941-42	48	25	17	6	-	53	.583
1942-43	50	24	17	9	-	67	.570
1943-44	50	19	26	5	-	74	.430
1944-45	50	16	30	4	-	67	.360
TOTAL	772	387	290	95	-	869	.563
SCHMIDT, Milt 1954-55	40	13	12	15	-	41	.513
1955-56	70	23	34	13	-	59	.421
1956-57	70	34	24	12	-	80	.571
1957-58	70	27	28	15	-	69	.493
1958-59	70	32	29	9	-	73	.521
1959-60	70	28	34	8	-	64	.457
1960-61	70	15	42	13	-	43	.307
1962-63	56	13	31	12	-	38	.339
1963-64	70	18	40	12	-	45	.343
1964-65	70	21	43	6	-	48	.343
1965-66	70	21	43	6	-	48	.343
TOTAL	726	245	360	121	-	611	.421
SINDEN, Harry 1966-67	70	17	43	10	-	44	.314
1967-68	74	37	27	10	-	84	.568
1968-69	76	42	18	16	-	100	.658
1969-70	76	40	17	19	-	99	.651
1979-80	7	6	1	0	-	12	.857
1984-85	24	11	10	3	-	25	.521
TOTAL	327	153	116	58	-	364	.557
SULLIVAN, Mike 2003-04	82	41	19	15	7	104	.634
2005-06	82	29	37	-	16	74	.451
TOTAL	164	70	56	15	23	178	.543
SUTTER, Brian 1992-93	84	51	26	7	-	109	.649
1993-94	84	42	29	13	-	97	.577
1994-95	48	27	18	3	-	57	.594
TOTAL	216	120	73	23	-	263	.609
WATSON, Phil 1961-62	70	15	47	8	-	38	.271
1962-63	14	1	8	5	-	7	.250
TOTAL	84	16	55	13	-	45	.268
WEILAND, Ralph 1939-40	48	31	12	5	-	67	.698
1940-41	48	27	8	13	-	67	.698
TOTAL	96	58	20	18	-	134	.698

ALL-TIME COACHING RECORDS



NOTE - Following are the all-time playoff records of Boston Bruins coaches.

LEGEND:	Season	GP	W	L	T	WIN%
BOWNESS, Rick	1992	15	8	7	0	.533
BURNS, Pat	1998	6	2	4	0	.333
	1999	12	6	6	0	.500
	TOTAL	18	8	10	0	.444
CHEEVERS, Gerry	1981	3	0	3	0	.000
	1982	11	6	5	0	.545
	1983	17	9	8	0	.529
	1984	3	0	3	0	.000
	TOTAL	34	15	19	0	.441
CHERRY, Don	1975	3	1	2	0	.333
	1976	12	5	7	0	.417
	1977	14	8	6	0	.571
	1978	15	10	5	0	.667
	1979	11	7	4	0	.636
	TOTAL	55	31	24	0	.564
CLAPPER, Aubrey	1946	10	5	5	0	.500
	1947	5	1	4	0	.200
	1948	5	1	4	0	.200
	1949	5	1	4	0	.200
	TOTAL	25	8	17	0	.320
FTOREK, Robbie	2002	6	2	4	0	.333
GORING, Butch	1986	3	0	3	0	.000
GUIDOLIN, Armand	1973	5	1	4	0	.200
	1974	16	10	6	0	.625
	TOTAL	21	11	10	0	.524
JOHNSON, Tom	1971	7	3	4	0	.429
	1972	15	12	3	0	.800
	TOTAL	22	15	7	0	.682
JULIEN, Claude	2008	7	3	4	0	.429
	2009	11	7	4	0	.636
	2010	13	7	6	0	.538
	2011	25	16	9	0	.640
	2012	7	3	4	0	.429
	2013	22	14	8	0	.636
	TOTAL	85	50	35	0	.588
KASPER, Steve	1996	5	1	4	0	.200
MILBURY, Mike	1990	21	13	8	0	.619
	1991	19	10	9	0	.526
	TOTAL	40	23	17	0	.575
O'CONNELL, Mike	2003	5	1	4	0	.200
O'REILLY, Terry	1987	4	0	4	0	.000
	1988	23	12	10	1	.543
	1989	10	5	5	0	.500
	TOTAL	37	17	19	1	.473
PATRICK, Frank	1935	4	1	3	0	.250
	1936	2	1	1	0	.500
	TOTAL	6	2	4	0	.333
PATRICK, Lynn	1951	6	1	4	1	.250
	1952	7	3	4	0	.429
	1953	11	5	6	0	.455
	1954	4	0	4	0	.000
	TOTAL	28	9	18	1	.339
ROSS, Art	1927	8	2	2	4	.500
	1928	2	0	1	1	.250
	1929	5	5	0	0	1.000
	1930	6	3	3	0	.500
	1931	5	2	3	0	.400
	1933	5	2	3	0	.400
	1937	3	1	2	0	.333
	1938	3	0	3	0	.000
	1939	12	8	4	0	.667
	1942	5	2	3	0	.400
	1943	9	4	5	0	.444
	1945	7	3	4	0	.429
	TOTAL	70	32	33	5	.493
SCHMIDT, Milt	1955	5	1	4	0	.200
	1957	10	5	5	0	.500
	1958	12	6	6	0	.500
	1959	7	3	4	0	.429
	TOTAL	34	15	19	0	.441
SINDEN, Harry	1968	4	0	4	0	.000
	1969	10	6	4	0	.600
	1970	14	12	2	0	.857
	1980	10	4	6	0	.400
	1985	5	2	3	0	.400
	TOTAL	43	24	19	0	.558
SULLIVAN, Mike	2004	7	3	4	0	.429
SUTTER, Brian	1993	4	0	4	0	.000
	1994	13	6	7	0	.462
	1995	5	1	4	0	.200
	TOTAL	22	7	15	0	.318
WEILAND, Ralph	1940	6	2	4	0	.333
	1941	11	8	3	0	.727
	TOTAL	17	10	7	0	.588



Claude Julien moved into second place on the club's all-time coaching wins list during the 2012-13 season.

ALL-TIME SWEATER NUMBERS



Note - Bold names indicate player in whose honor that number has been retired.

1 Harvey Bennett, Paul Bibeault, Craig Billington, Frank Brimsek, Ed Chadwick, Sprague Cleghorn, Les Colvin, Maurice Courteau, Norman Fowler, Bruce Gamble, Bert Gardiner, Jack Gelineau, Gilles Gilbert, Gordon Henry, Jim Henry, Ed Johnston, Joe Junkin, Reggie Lemelin, Howard Lockhart, Harry Lumley, Pete Peeters, Bob Perreault, Andrew Raycroft, Pat Riggin, Maurice Roberts, Roberto Romano, Terry Sawchuk, Paxton Schafer, Don Simmons, Charles Stewart, Cecil "Tiny" Thompson, Marty Turco, Rogie Vachon

2 George Carroll, Lloyd Cook, Pat Egan, Lionel Hitchman, Bill Hollett, Stan Jackson, **Eddie Shore**

3 Fred Bergdinin, Charles Cahill, George Carroll, Sprague Cleghorn, **Lionel Hitchman**, Bill Hollett, Stan Jackson, Herb Mitchell, Bobby Rowe

4 Bob Armstrong, Herb Cain, Pat Egan, Ferny Flaman, Harry Frost, Ted Graham, Jimmy Herberts, Myles Lane, Al Langlois, Bob McCord, Bert McInenly, **Bobby Orr**, George Owen, Eric Pettinger, Walter "Babe" Pratt, Max Quackenbush, Charlie Sands, Alex Smith, Pat Stapleton



Bobby Orr watched his #4 banner go to the Garden rafters on January 9, 1979

5 **Aubrey "Dit" Clapper**, Carson Cooper, Stan Jackson, Gordon Keats, Guy Lapointe, Bernie Morris, Normie Shay, Alf Skinner, Phil Stevens

6 Bob Beckett, Nick Beverley, Carl "Buddy" Boone, Don Cherry, John Crawford, Darryl Edestrand, Glen Featherstone, Mike Forbes, Percy Galbraith, Ray Getliffe, Warren Godfrey, Bob Gracie, Ted Green, Lionel Heinrich, Bronco Horvath, Alexei Kasatonov, Gord Kluzak, Gus Kyle, Charles Larose, Vic Lynn, Dan McGillis, Herb Mitchell, Gord Murphy, Clayton Pachal, Wade Redden, Dick Redmond, Charlie Sands, Reginald "Hooley" Smith, Brad Stuart, Joe Thornton, Dennis Wideman, Greg Zanon

7 Bill Bennett, Ray Bourque, Norm Calladine, Harry Connor, Carson Cooper, **Phil Esposito**, Red Green, Orland Kurtenbach, Hubert "Pit" Martin, Cliff Pennington, Terry Reardon, Ed Sandford, John Schmidt, Sean Shanahan, Normie Shay, Vic Stasiuk, Nels Stewart, Ron Stewart, Ralph "Cooney" Weiland, Eddie Wiseman

8 Marty Barry, Archie Briden, Lyndon Byers, John Carter, Wayne Connelly, Gary Dornhoefer, Norman "Dutch" Gainor, Jeannot Gilbert, Fred Harris, Murray Henderson, Ken R. Hodge, Stan Jackson, Roger Jenkins, Fleming Mackell, Joe Matte, Peter McNab, Harry Meeking, **Cam Neely**, Jim Nill, Jack Portland, Jack Shewchuk, Dallas Smith, Des Smith, Billy Stuart, Bob Woytowich

9 Irwin Boyd, **John Bucyk**, Joe Carveth, Roy Conacher, Duncan Fisher, Cal Gardner, George Geran, Roy Goldsworthy, Paul Haynes, Frank Mario, Harry Oliver, Aldo Palazzari, Jimmy Peters, George Redding, Jack Riley, Gino Rozzini,

Paul Runge, Charlie Scherza, Werner Schnarr, Bill Shill



John "Chief" Bucyk acknowledges the crowd's cheers during his March 13, 1980 ceremony

10 Brandon Bochenski, Charlie Burns, Charles Cahill, Bill Carson, Billy Coutu, Bill Cowley, Bob Davie, Ferny Flaman, Fred Gordon, Thomas Gradin, Ken D. Hodge, Tom Johnson, Dmitri Kwartalov, Joe Lamb, Hal Laycoe, Cameron Mann, Gilles Marotte, Sandy McCarthy, Marty McInnis, Jim Morrison, Alex Motter, Billy O'Dwyer, Barry Pederson, Jean Ratelle, George Redding, Eddie Rodden, Werner Schnarr, Rick Smith, Allan Stanley, Ron Sutter, Carol Vadnais, Alexei Zhamnov

11 Per-Johan Axelsson, John Beattie, Bobby Benson, Jack Bionda, John Brackenborough, Charles Cahill, Gregory Campbell, Wayne Carleton, Bob Carpenter, Anson Carter, Bill Cupolo, Hal Darragh, Grant Erickson, Robert "Red" Hamill, Mel Hill, Leland Harrington, Fern Headley, Don Gallinger, Steve Kasper, Jack McGill, Doug Morrison, Joe Mullen, George Owen, Gordon Pettinger, Bill Quackenbush, Earl Reibel, Andre Savard, Bobby Schmaltz, Pat Stapleton, Charles Stewart, Mike Walton, Tom Webster, Tom Williams, Hal Winkler, Sergei Zholtok

12 Murray Balfour, Wayne Brown, Randy Burridge, Lyndon Byers, Wayne Cashman, Real Chevrefils, Art Chisholm, Aubrey "Dit" Clapper, Lorne Ferguson, Tom Fitzgerald, Terry Gray, Bep Guidolin, Andy Heberton, Wayne Hicks, Wilbert "Dutch" Hiller, Bill Hollett, Stan Jackson, Tomas Kaberle, Dmitri Khristich, Chuck Kobasew, Morris Lukowich, Mickey Mackay, Wayne Maxner, Pat McReavy, Adam Oates, Barry Pederson, Gordon Redahl, Vic Ripley, Brian Rolston, Albert "Babe" Siebert, Emory Sparrow, Ron Stewart, Billy Stuart, George Sullivan, Billy Taylor, Grant Warwick, Ken Yackel

13 Stanislav Chistov, Matt Glennon, Bill Guerin, Charles Larose, Ken Linseman, Glen Metropolit, Grigori Panteleev, Jim Schoenfeld, Wes Walz

14 Jason Allison, Garnet "Ace" Bailey, Frank Boll, Charles Cahill, Robert Cimetta, Joe Corvo, Geoff Courtnall, Terry Crisp, Bill Derlago, Woody Dumart, Ferny Flaman, Dave Forbes, Armand Gaudreault, Mike Gillis, Leland Harrington, Orville Heximer, Forbes Kennedy, Orland Kurtenbach, Jeff Lazaro, Craig MacTavish, Joe Matte, Shawn McEachern, Bob Miller, Anders Myrvold, James O'Neill, Andre Pronovost, Gord Roberts, Sergei Samsonov, Glen Sather, Kevin Sawyer, Billy Stuart, Michael Thelven, Joe Watson, Ralph "Cooney" Weiland

15 Oscar Aubuchon, Bill Carson, Max Kaminsky, Myles Lane, **Milt Schmidt**, Gerry Shannon, John Sheppard, Ken Smith

16 Earl Anderson, Ken Belanger, Adam Brown, Gordie Clark, Kaspars Daugavins, Bob Davie, Cy Denneny, Peter Douris, Lorne Duguid, Ray Getliffe, Ed Harrison, Andy Hilbert, Mel Hill, Art Jackson, Leo Labine, Steve Langdon, Ron Lyons, Clare Martin, Jack McGill, Pat McReavy, Rick Middleton, Fred O'Donnell, Murray Oliver, Jake Rathwell, Randy Robitaille, Maurice Roberts, Kent Ruhnke, Derek Sanderson, Gerry Shannon, Bill Shill, Cam Stewart, Jozef Stumpel, Marco Sturm, Tim Sweeney

17 Dave Barr, Shawn Bates, Bobby Bauer, Wayne Connelly, Bill Cowley, Dave Creighton, Ab DeMarco, Bill Jennings, Stan Jonathan, Milan Lucic, Nevin Markwart, Shawn McEachern, Don McKenney, Jack Norris, Jean-Paul Parise, Davis Payne, Dean Prentice, Dave Reid, Alan Rittinger, Derek Sanderson, Bobby Schmaltz, Fred Stanfield, Petr Tenkrat, Rob Zamuner

18 Brent Ashton, Ed Barry, Gus Bodnar, Marcel Bonin, Jack Caffery, Keith Crowder, Bob Gould, Mel Hill, Nathan Horton, Brent Hughes, Art Jackson, Harvey Jackson, Norm Johnson, Steve Kraftcheck, Rich Leduc, Norm McAtee, Jack McGill, Jack McIntyre, Walt McKechnie, Kyle McLaren, Ian Moran, Mark Mowers, Hank Nowak, Barry Pederson, Dan Poliziani, Jack Shill, Petri Skriko, Ken Smith, Orval Tessier, Bill Thoms, John Wensink, Ed Westfall, Stephane Yelle, C. J. Young

19 Ed Chamberlain, Jack Church, John Crawford, Mariusz Czerkawski, Ab DeMarco Jr., Rob DiMaio, Reggie Fleming, Jean-Paul Gladu, Don Grosso, Russ Kopak, Bobby Lalonde, Normand Leveille, Pentti Lund, Mark Marquess, Clare Martin, Tom J. McCarthy, Jack McGill, John McKenzie, Doug Mohns, Ray Neufeld, Dave Poulin, Terry Reardon, Kevin Sawyer, Tyler Seguin, Gregg Sheppard, Jack Shewchuk, Tom Songin, Joe Thornton, Jerry Toppazzini

20 Darren Banks, Leo Boivin, Todd Elik, Guyle Fielder, Dwight Foster, Bruce Gordon, Martin Lapointe, Tommy Lehmann, Jim Morrison, Mike O'Connell, Daniel Paille, Mike Parson, Wayne Primeau, Paul Ronty, Al Secord, Al Sims, Dallas Smith, Ken Smith, Bryan Smolinski, Bob Sweeney, Darren Van Impe

21 Bill Anderson, Murray Costello, Nathan Dempsey, Ted Donato, Bill Ezinicki, Andrew Ferec, Jim Harrison, Brad Isbister, Phil Krake, Jim Lorentz, Parker MacDonald, Don Marcotte, Clare Martin, Frank Martin, Ab McDonald, Glen Murray, Eric Nickulas, Sean O'Donnell, Brad Palmer, Barry Pederson, Walter "Babe" Pratt, John Quilty, Stephane Quintal, Jack Shewchuk, Dave Silk, Frank Simonetti, Jerry Toppazzini, Tom Webster

22 Don Awrey, Ken Baumgartner, Bob Beers, Ivan Boldirev, Marcel Bonin, Norm Corcoran, Bob Dillabough, Shean Donovan, Mikko Eloranta, Doug Gibson, Mike Gillis, Butch Goring, Michal Grosek, Larry Hillman, Joe Klukay, Bill Knibbs, Ed Kryzanowski, Brian Leetch, Bill Lesuk, Jim Lorentz, Dick Meissner, Chris Oddleifson, Ed Panagabko, Brad Park, Floyd Smith, Irv Spencer, Jozef Stumpel, Michael Thelven, Shawn Thornton, Rick Tocchet, Tom Webster, Wally Wilson

23 Marcel Bonin, Sean Brown, Jack Capuano, John Emmons, Lorne Ferguson, Jean-Guy Gendron, Taylor Hall, Steve Heinze, Randy Hillier, Craig Janney, Jeff Jillson, Joe Juneau, Chris Kelly, Steve Langdon, Josh Langfeld, Paul Mara, Steve Montador, Terry O'Reilly, John Peirson, Ray Maluta, Doug Morrison, Peter Popovic, Matt Ravlich, Kent Ruhnke, Derek Sanderson, Dan Schock, Ron Schock, Ed Shack, Charlie Simmer, Al Sims, Rick Smith

24 Pete Babando, Jim Bartlett, Bob Beckett, Lorne Davis, Lorne Ferguson, Barry Gibbs, Ted Hodgson, Steve Kraftcheck, Larry Leach, Bob Leiter, **Terry O'Reilly**, Larry Regan, Bill Speer

25 Andy Brickley, Gary Doak, Hal Gill, Warren Godfrey, Doug Kostynski, Mike Krushelnyski, Trent McCleary, Al Nicholson, Willie O'Ree, Gary Peters, Willi Plett, Stephane Richer, Wayne Rivers, Dan Schock, Louis Sleighter, Paul Stanton, Kevin Stevens, Mike Walton, Gordie Wilson, Jason York

26 Don Awrey, Brad Boyes, Alain Cote, Bill Goldsworthy, Doug Halward, Mike Knuble, Mike Milbury, Mats Naslund, Craig Sarner, Al Simmons, Cam Stewart, Tim Taylor, Glen Wesley, Blake Wheeler

27 Earl Anderson, John Arbour, Dave Barr, Steve Begin, Nick Beverley, Dave Christian, Gary Dornhoefer, Dwight Foster, Jean Gauthier, Doug Gibson, Dougie Hamilton, Chris Hayes, Marty Howe, Dave Hynes, Bobby Joyce, Steve Langdon,

ALL-TIME SWEATER NUMBERS



Guy Lapointe, Reggie Leach, Steve Leach, Ray Maluta, Wayne Maxner, Mike Milbury, Mike Mottau, Glen Murray, Sean O'Donnell, Samuel Pahlsson, Jean-Paul Parise, Derek Sanderson, Mats Thelin, Mike Walton, Barry Wilkins, Landon Wilson

28
John Adams, Earl Anderson, Wade Brookbank, Wade Campbell, Dean Chynoweth, Gordie Clark, Tom Fergus, Gary Galley, Bill Goldsworthy, Rod Graham, Bob Gryp, Matti Hagman, Jamie Huscroft, Dan LaCouture, Steve Langdon, Reed Larson, Ray Maluta, Shaone Morrisson, Gord Murphy, Ron Murphy, Chris Oddleifson, Dennis O'Brien, Paul O'Neil, Clayton Pachal, Mark Recchi, Doug Roberts, Andre Savage, Barry Smith, Tom Songin, Mikhail Tatarinov

29
Scott Arniel, Alex Auld, Mariusz Czerkawski, Nathan Dempsey, Dave Donnelly, Luc Dufour, Norm Foster, John Gruden, Doug Halward, Andy Hilbert, Greg Johnston, Jarmo Kekalainen, Darin Kimble, Brian Lawton, Ross Lonsberry, Dean Malkoc, Troy Mallette, Don Marcotte, Brad McCrimmon, Marty McSorley, Jay Miller, Jon Morris, Petteri Nokelainen, Jay Pandolfo, Jim Pettie, Paul Popiel, Felix Potvin, Marc Potvin, Dave Reece, Craig Sarnier, Al Sims, Petri Skriko, Dennis Vaske, Dixon Ward, Joe Zanussi

30
Mike Bales, Ross Brooks, Jim Carey, Jon Casey, Gerry Cheevers, Jim Craig, John Grahame, Jeff Hackett, Mike Mofat, Chris Nilan, Bernie Parent, Bill Ranford, Dave Reece, Pat Riggin, Don Sylvestri, Tim Thomas, Jim Wiemer

31
John Adams, Rick Adduono, Marco Baron, Yves Belanger, Daniel Berthiaume, Ken Broderick, John Carter, Gerry Cheevers, Tim Cheveldae, Ron Grahame, Stan Jonathan, Doug Keans, Blaine Lacher, Joey MacDonald, Mike Milbury, Jim Pettie, Jacques Plante, Dave Reid, Jamie Rivers, Steve Shields, Al Stewart, Jim Stewart, Kay Whitmore

32
John Carter, Geoff Courtnall, Bruce Crowder, Jeff Hoggan, Craig MacTavish, Bob Miller, Graeme Nicolson, Dany Sabourin, Don Sweeney

33
Marco Baron, John Blum, Lyndon Byers, Anson Carter, Zdeno Chara, Alain Cote, Matt DelGuidice, Mike Gillis, Benoit Hogue, Greg Johnston, Sheldon Kennedy, Steve Langdon, Craig MacDonald, Daniel Marois, Scott McLellan, Larry Melnyk, Graeme Nicolson, Jeff Norton, Krzysztof Oliwa, Scott Pellerin, Hannu Toivonen

34
Bob Beers, Bryan Berard, Paul Boutilier, Lyndon Byers, Geoff Courtnall, Brian Curran, Byron Dafeo, Mike Gillis, Shane Hnidy, Doug Kostynski, Dave Reid, David Shaw, Carl Soderberg, Rick Zombo

35
Cleon Daskalakis, Manny Fernandez, Greg Hawgood, Anton Khudobin, Andy Moog, Philippe Sauve, Peter Skudra, Robbieblas

36
Ron Flockhart, Norm Foster, John Gruden, Ivan Huml, Grant Ledyard, Moe Lemay, Jeff Odgers, Brian Propp, Marty Reasoner, Dave Reid, Mike Stevens, Jim Wiemer

37
Ralph Barahona, Clayton Beddoes, Paul Beraldo, Patrice Bergeron, Randy Burridge, Alain Cote, Lou Crawford, Lee Goren, Paul Guay, Dominic Lavoie, Moe Lemay, Dave Pasin, Vincent Riendeau, Mattias Timander, Wes Walz

38
Bobby Allen, Dave Andreychuk, Wade Campbell, Jordan Caron, Greg Hawgood, Jay Henderson, Doug Morrison, Kraig Nienhuis, Jon Rohloff, Vladimir Ruzicka, Dave Scatchard, Chris Taylor

39
Scott Bailey, John Blue, Denis Chervyakov, Lou Crawford, Norm Foster, Matt Glennon, Travis Green, Greg Hawgood, Ron Hoover, Greg Johnston, Zdenek Kutlak, Joel Prpic

40
Mark Cornforth, Alain Cote, Ted Donato, P. C. Drouin, Brett Harkins, Greg Hawgood, Eric Healey, Daniel Lacroix, Alan May, Tuukka Rask, Bruce Shobottom, Chris Winnes

41
Andrew Alberts, Jason Allison, Zdenek Kutlak, Guy Larose, Anders Myrvold, Allen Pedersen, Tim Sweeney, Dave Thomson, Philip Von Stefenelli

42
John Byce, Peter Ferraro, Brent Hughes, Mikko Makela, Mike Millar, Pascal Pelletier, P. J. Stock, Mike Sullivan, Bob Sweeney, Tim Sweeney, Blake Wheeler, Trent Whitfield

43
Matt Bartkowski, Bob Beers, Matt Hervey, Al Iafrate, Richard Jackman, Martins Karsums, Fred Knipscheer, Drew Larman, Joe Murphy, Ray Podloski, Randy Robitaille, Jean-Yves Roy, Martin Samuelsson, Yan Stastny

44
Nick Boynton, Dave Ellett, Ron Hoover, Dean Malkoc, Glen Murray, Davis Payne, Dennis Seidenberg, Aaron Ward, Andy Wozniowski

45
John Blue, Aaron Downey, Dale Dunbar, Paul Guay, Steve Heinze, Aaron Johnson, Robert Lang, Andrew McKim, Sandy Moger, Carl Mokosak, Andrei Nazarov, Bruce Shobottom, Mark Stuart, Darren Van Impe

46
Ted Donato, Jonathan Girard, David Krejci, Kyle McLaren, Sean Pronger, Barry Richter, Tony Tuzzolino

47
Dean Chynoweth, John Grahame, Ryan Hughes, Gord Hynes, Petr Kalus, Steven Kampfer, Torey Krug, Eric Nickulas, Martin St. Pierre, Mattias Timander

48
Chris Bourque, Joe Hulbig, Matt Hunwick, Chris Kelleher, Fred Knipscheer, Jay Leach, Randy Robitaille, Steve Staios, Jozef Stumpel, Graeme Townshend

49
Johnathan Aitken, Joe Juneau, Matt Lashoff, Rich Peverley, Andre Roy, Jeff Serowik, Shayne Stevenson

50
Daniel Berthiaume, Clark Donatelli, Ben Guite, Jonathan Sigalet, Chris Taylor

51
Brian Dobbins, Jay Henderson, Andrei Kovalenko, Nathan Robinson, Ryan Spooner, Tim Sweeney

52
Carl Corazzini, David Emma, Zach Hamill, Petr Prajsler, Nate Thompson

53
Derek Morris, Jeremy Reich, Brandon Smith, Dennis Smith

54
Adam McQuaid, Andre Savage, Hannu Toivonen, Jim Vesey, Jeff Zehr, Sergei Zinovjev

55
Johnny Boychuk, Jonathan Girard, Sergei Gonchar, Ken Hammond, Pat Leahy, Brant Myhres, David Tanabe

56
Darren Banks, Doug Doull, Petteri Nokelainen, Peter Nordstrom, Ben Walter

57
Per-Johan Axelsson, Antti Laaksonen, Eric Manlow, Jordan Sigalet

58
Carter Camper, Kevin Dallman

59
Bill Armstrong, Rich Brennan

60
Brian Finley, Kirk Nielsen, Vladimir Sobotka

61
Byron Bitz, Bill Huard, Marquis Mathieu

62
Josh Hennessy, Milan Lucic, Andrei Nazarov, Jeff Penner,

Evgeny Shalabyin

63
Matt Herr, Brad Marchand, Patrick Traverse

64
Jarno Kurttanen, Lane MacDermid

65
Andrew Bodnarchuk

66
Brett Harkins

67
Benoit Pouliot

68
Jaromir Jagr, Milan Jurcina, Mikko Lehtonen, Jamie Tardif

70
Matt DelGuidice, Tim Thomas

71
Marc Savard, Jiri Slegr, Terry Virtue

72
Jamie Arniel, Pavel Kolarik, Eric Nickulas, Peter Schaefer, Ben Walter

73
Michael Ryder

74
Paul Coffey, Max Sauve

75
Hal Gill, Colton Orr

76
Dennis Bonvie, Kris Vernarsky

77
Ray Bourque



Ray Bourque raised his number 77 banner on October 4, 2001

81
Phil Kessel, Miroslav Satan

83
Pat Leahy

89
Zdenek Blatny

91
Marc Savard

92
Guillaume Lefebvre, Michael Nylander

ALL-TIME TRADE REGISTER



Note: All clubs listed are NHL unless otherwise noted. Listings with 'Montreal' are Canadiens unless otherwise noted. Trades are listed by season (July 1-June 30).

1924-25

October 29: Hec Fowler acquired from Victoria/PCHL for cash.
 November 2: Thomas "Smokey" Harris acquired from Seattle/PCHL for cash.
 November 2: Fern Headley acquired from Saskatoon/WCHL for cash.
 November 2: Bobby Rowe acquired from Seattle/WCHL for cash.
 November 2: Alf Skinner acquired from Vancouver/PCHL for cash.
 November 18: Lloyd Cook acquired from Vancouver/WCHL for cash.
 December 14: Billy Stuart acquired from Toronto for cash.
 December 19: George Carroll acquired from Montreal Maroons for Ernie Parkas.
 December 21: Thomas "Smokey" Harris traded to Vancouver/WCHL for cash.
 December 24: Howard Lockhart acquired from Toronto for cash.
 January 6: Bobby Benson and Bernie Morris acquired from Montreal Maroons for Alf Skinner.
 January 10: Lionel Hitchman acquired from Ottawa for cash.

1925-26

October 29: Fern Headley traded to Vancouver/WHL for cash.
 November 8: Sprague Cleghorn acquired from Montreal for cash.
 January 3: Percy Galbraith and Bill Hill acquired from St. Paul/AHA for cash.
 January 14: Normie Shay traded to Toronto for cash.

1926-27

August 20: Eddie Shore acquired from Edmonton/WHL for cash.
 August 30: Archie Briden acquired from Calgary/WHL for cash.
 September 4: Duke Keats acquired from Edmonton/WHL for cash.
 September 4: Harry Oliver acquired from Calgary/WHL for cash.
 October 22: Billy Coutu acquired from Montreal for Amby Moran.
 November 4: Gerry Geran traded to St. Paul/AHA for cash.
 January 7: Frank Fredrickson and Harry Meeking acquired from Detroit for Archie Briden and Duke Keats.
 January 17: Billy Boucher acquired from Montreal for Carson Cooper.
 January 17: Hal Winkler acquired from New York Rangers for cash.
 January 18: Stan Jackson traded to Ottawa for cash.
 January 31: Charles Cahill traded to New Haven/Can-Am for cash.
 May 22: Reg McLlwain acquired from New Haven/Can-Am for Charles Larose.
 May 22: Carson Cooper acquired from Montreal for Billy Boucher.
 May 22: Fred Gordon acquired from Detroit for Harry Meeking.



Eddie Shore's Aug. 20, 1926 acquisition led to Stanley Cup championships in 1929 and 1939.

1927-28

October: Harry Connor acquired from Saskatoon/PrHL for cash.
 October 24: Nobby Clark and Dutch Gainor acquired from Minneapolis/AHA for Red Stuart, cash and future considerations.
 October 25: Dit Clapper acquired from Boston/Can-Am for cash.
 December 21: Eric Pettinger and cash acquired from Toronto for Jimmy Herberts.
 December 23: Cooney Weiland acquired from Minneapolis/AHA for cash.
 January 5: Nobby Clark and Billy Coutu traded to New Haven/Can-Am for cash.
 May 12: Tiny Thompson acquired from Minneapolis/AHA for cash.
 May 18: Red Green acquired from New York Americans for Harry Connor.
 June 20: Eddie Rodden acquired from Toronto for cash.

1928-29

October: Leland Harrington traded to Providence/Can-Am for cash.
 October 25: Cy Dennen acquired from Ottawa for cash.
 December 21: Mickey Mackay and cash acquired from Pittsburgh for Frank Fredrickson.
 January 8: George Owen acquired from Toronto for Eric Pettinger and Hugh Plaxton.
 January 21: Myles Lane acquired from New York Rangers for cash.
 January 25: Bill Carson acquired from Toronto for cash.
 May 13: Art Gagne acquired from Montreal for cash.
 May 13: George Patterson acquired from Montreal for cash.

1929-30

October 16: Eddie Rodden traded to London/IHL for cash.
 December 21: Art Gagne traded to Ottawa for cash.
 January 30: Harry Connor acquired from Ottawa for Bill Hutton.
 February 4: Henry Harris acquired from Seattle/PCHL for cash.
 February 17: Harry Foster and cash acquired from New York Rangers for Bill Regan.
 April 17: Ron Lyons acquired from Portland/PCHL for cash.

1930-31

October 16: Bill Hutton acquired from Ottawa for Harry Connor.
 November 24: Bill Carson traded to London/IHL for cash.
 December 8: Hal Darragh acquired from Philadelphia for Bill Hutton and Ron Lyons.
 February: Ron Lyons acquired from Philadelphia for cash.
 April 15: Frank Jerwa acquired from Vancouver/PCHL for cash.
 May 13: Bud Cook acquired from Montreal for cash.

1931-32

August 25: Joe Jerwa acquired from New York Rangers for Dutch Gainor.
 October 21: Max Sutherland acquired from Seattle/PCHL for cash.
 November 4: Eddie Burke acquired from Boston/Can-Am for cash.
 February 1: Ed Jeremiah acquired from New York Americans for cash.
 April 13: Billy Burch acquired from New York Americans for cash.

1932-33

July 25: Joe Lamb and cash acquired from Ottawa for Cooney Weiland.
 August 22: Orville Heximer acquired from New York Rangers for cash.
 September: Paul Runge traded to Philadelphia/Can-Am for cash.
 October: Yank Boyd traded to Philadelphia/Can-Am for cash.
 October 17: Nels Stewart acquired from Montreal Maroons for cash.
 October 25: Eddie Burke traded to Philadelphia/Can-Am for cash.
 January 6: Harry Foster traded to Tulsa/AHA for cash.
 January 17: Vic Ripley acquired from Chicago for Billy Burch.
 January 25: Alex Smith acquired from Ottawa for future considerations (Earl Roche, January 25, 1933).
 February 12: Tommy Filmore acquired from New York Americans for Jim Klein.

1933-34

October 4: Bob Gracie acquired from Ottawa for Bud Cook, Percy Galbraith and Ted Saunders.
 November: Bert McInenly acquired from Ottawa for cash.
 December 18: Babe Siebert acquired from New York Rangers for Ray Burmeister and Vic Ripley.
 January 11: Lloyd Gross and George Patterson acquired from New York Americans for Art Chapman and Bob Gracie.
 February 13: Lloyd Gross traded to Detroit for cash.

1934-35

October 2: Johnny Gagnon acquired from Montreal for Joe Lamb.
 October 10: Gene Carrigan acquired from Detroit for George Patterson.
 October 18: Art Giroux acquired from Montreal for cash.
 October 18: Alex Smith traded to New York Americans for cash.
 November 1: Jean Pusie acquired from New York Rangers for Percy Jackson.
 November 2: Harry Oliver traded to New York Americans for cash.
 November 5: Tony Savage acquired from Montreal for Tom Filmore and cash.
 November 18: Percy Jackson acquired from New York Rangers for cash.
 November 27: Walter Harnott and Don Smillie traded to Syracuse/IHL for cash.
 December 2: Burr Williams acquired from St. Louis for Archie Wilcox.
 December 3: Jack Portland acquired from Montreal for Tony Savage and cash.
 December 4: Joe Lamb acquired from Montreal for cash.
 December 4: Max Kaminski and Des Roche acquired from St. Louis for Joe Lamb.
 December 13: Walter Jackson acquired from New York Americans for Hap Emms and Orville Heximer.
 December 27: Don Smillie traded to Windsor/IHL for cash.
 December 28: Paul Haynes acquired from Montreal Maroons for cash.
 December 31: Burr Williams traded to Detroit for cash.
 January 9: Johnny Gagnon traded to Montreal for cash.
 January 10: Gerry Shannon acquired from St. Louis for Frank Jerwa.
 June 30: Walt Buswell and Cooney Weiland acquired from Detroit for Marty Barry and Art Giroux.

1935-36

July 13: Roger Jenkins acquired from Montreal for Walt Buswell, Jean Pusie and cash.
 September 28: Joe Jerwa and Nels Stewart traded to New York Americans for cash.
 September 30: Jack Riley acquired from Montreal for Paul Haynes.
 December 19: Eddie Finnigan acquired from New York Americans for cash.
 December 24: Paul Runge acquired from Montreal for cash.
 December 28: Ray Getliffe acquired from New York Rangers for cash.
 December 29: Lorne Duguid acquired from Detroit for Gene Carrigan.
 January 5: Bill Hollett acquired from Toronto for cash.
 April: Paul Runge traded to Montreal for cash.

1936-37

September: Bob Blake traded to Minneapolis/AHA for cash.
 September 10: Bun Cook acquired from New York Rangers for cash.
 September 10: Roy Goldsworthy, Sammy McManus and cash acquired from Montreal for Roger Jenkins and Babe Siebert.
 October 7: Eddie Finnigan traded to Providence/AHL for cash.
 October 7: Bert McInenly traded to Providence/AHL for cash.
 October 26: Hooley Smith acquired from Montreal Maroons for cash and future considerations (Gerry Shannon, December 4, 1936).
 December 7: Max Kaminski traded to Montreal Maroons for cash.
 December 19: Walter Kalbfleish acquired from New York Americans for Ted Graham.
 December 19: Nels Stewart traded to New York Americans for cash.
 January 25: Joe Jerwa traded to New York Americans for loan of Al Shields and future considerations (Terry Reardon and Tom Cooper, October 17, 1937).

1937-38

September 23: Art Jackson acquired from Toronto for cash and future considerations.

ALL-TIME TRADE REGISTER



November 5: Hooley Smith traded to New York Americans for cash.
 December 19: Gord Pettinger acquired from Detroit for John Beattie.
 December 22: Clarence Drouillard and cash acquired from Detroit for Alex Motter.

1938-39

October 24: Roy Goldsworthy traded and Art Jackson loaned to New York Americans for cash.
 November 28: Norm Smith and cash acquired from Detroit for Tiny Thompson.

1939-40

October 10: Herb Cain acquired from Montreal for Ray Getliffe and Charlie Sands.
 January 25: Ed Wiseman and cash acquired from New York Americans for Eddie Shore.
 January 27: Des Smith acquired from Chicago for Jack Portland.

1940-41

June 27: Mel Hill traded to Brooklyn for cash.

1941-42

November 24: Dutch Hiller and cash acquired from Detroit for Pat McReavy.
 December 18: Red Hamill traded to Chicago for cash.
 January 4: Harvey Jackson acquired from New York Americans for cash.
 January 26: Phil Hergesheimer acquired from Chicago for cash.

1942-43

August 15: Dutch Hiller traded to Montreal for cash.
 March 8: Oscar Aubuchon, Norm Calladine and Ab DeMarco acquired from Providence/AHL for cash.

1943-44

October 30: Bert Gardiner acquired from Montreal for cash.
 November: Oscar Aubuchon and Ab DeMarco traded to New York Rangers for cash.
 November: Charles Scherza traded to New York Rangers for cash.
 January 5: Pat Egan acquired from Detroit for Bill Hollett.
 February 22: Al Palazzari traded to New York Rangers for cash.

1944-45

October 30: Bill Jennings acquired from Detroit for Pete Leswick.
 November 27: Guy Labrie traded to New York Rangers for cash.
 December 24: Art Jackson traded to Toronto for cash and future considerations (Bingo Kampman, October 29, 1945)
 January 14: Bill Thoms acquired from Chicago for cash.

1945-46

December 6: Jean-Paul Gladu traded to St. Louis/AHL for cash.
 February 5: Norm McAtee acquired from Chicago for Bill Jennings.
 June: Don Grosso acquired from Chicago for cash.
 June 19: Babe Pratt acquired from Toronto for Eric Pogue and cash.

1946-47

August: Joe Carveth acquired from Detroit for Roy Conacher.
 September 17: Jack Church traded to New York Rangers for cash.
 February 15: Bill Shill traded to Montreal for cash.
 May 15: Babe Pratt traded to Cleveland/AHL for cash.
 June 14: Don Grosso traded to St. Louis/AHL for cash.

1947-48

August 17: Wally Wilson acquired from Toronto for cash.
 October 15: Billy Taylor acquired from Detroit for Bep Guidolin.
 December 16: Jimmy Peters and John Quilty acquired from Montreal for Joe Carveth.
 February 6: Grant Warwick acquired from New York Rangers for Billy Taylor and future considerations (Pentti Lund and Ray Manson, June, 1948).
 June 30: Gerry Brown and Hal Jackson acquired from Montreal for Jack McGill.

1948-49

No trades

1949-50

August 16: Pete Horek and Bill Quackenbush acquired from Detroit for Pete Babando, Lloyd Durham, Clare Martin and Jimmy Peters.
 September 8: Frank Brimsek traded to Chicago for cash.
 October 7: Lorne Ferguson and Billy Moe acquired from New York Rangers for Pat Egan.
 October 9: Norm McAtee traded to Washington/AHL for cash.
 October 10: Grant Warwick traded to Montreal for cash.
 December 22: Bud Poile acquired from New York Rangers for cash.
 April 17: Steve Kraftcheck acquired from Cleveland/AHL for cash.
 April 17: Ed Reigle acquired from Cleveland/AHL for cash.

1950-51

November 16: Bill Ezinicki and Vic Lynn acquired from Toronto for Leo Boivin, Ferny Flaman, Phil Maloney and Ken Smith.
 November 16: Duncan Fisher and future considerations (loan of Alex Kaleta to Hershey/AHL, November 20, 1950) acquired from New York Rangers for Ed Harrison and Zellio Toppazzini.
 December 5: Max Quackenbush acquired on loan for 1950-51 season from Detroit for Steve Kraftcheck.
 February 14: Hal Laycoe acquired from Montreal for Ross Lowe.
 May: Ed Reigle traded to Detroit for cash.

1951-52

August 20: Adam Brown acquired from Chicago for cash.

September 20: Gus Kyle, Pentti Lund and cash acquired from NY Rangers for Paul Ronty.
 September 28: Jim Henry acquired from Detroit for cash.
 November 1: Pete Horek traded to Chicago for cash.
 December 10: Jean-Paul Gladu and Joe Lund acquired from Cleveland/AHL for Ken Davies and Vic Lynn.

January 9: Fleming Mackell acquired from Toronto for Jim Morrison.
 January 28: Bill Ezinicki traded to Toronto for cash.

1952-53

August 14: Ed Kryzanowski traded to Chicago for cash.
 September 16: Joe Klukay acquired from Toronto for cash.
 October 31: Ed Kryzanowski acquired from Chicago for cash.
 November 8: Ed Kryzanowski traded to Providence/AHL for cash.
 June: Ray Gariepy acquired from Hershey/AHL for Duncan Fisher and Ellard O'Brien.
 June 26: Cal Gardner acquired from Chicago for cash.

1953-54

July 1: Sam Bettio and Pentti Lund traded to Victoria/WHL for cash.
 October: Wayne Brown acquired from Seattle/WHL for cash.
 October: Guyle Fielder acquired from Seattle/WHL for cash.
 November 28: Jack Gelineau traded to Chicago for cash.
 January 21: Jack McIntyre traded to Chicago for cash.
 February 5: Jean-Paul Gladu traded to Syracuse/AHL for cash.
 February 16: Gus Bodnar acquired from Chicago for Jerry Toppazzini.

1954-55

July 20: Ferny Flaman acquired from Toronto for Dave Creighton.
 September 10: George Sullivan traded to Chicago for cash.
 September 23: John Henderson acquired from Toronto for Ray Gariepy.
 October 4: Murray Costello acquired from Chicago for Frank Martin.
 November 9: Leo Boivin acquired from Toronto for Joe Klukay.
 June 3: Marcel Bonin, Lorne Davis, Terry Sawchuk and Vic Stasiuk acquired from Detroit for Gilles Boisvert, Real Chevrefils, Norm Corcoran, Warren Godfrey and Ed Sandford.

1955-56

December: Floyd Hillman acquired from Victoria/WHL for Arnott Whitney.
 January 17: Real Chevrefils and Jerry Toppazzini acquired from Detroit for Murray Costello and Lorne Ferguson.

1956-57

October 8: Allan Stanley acquired from Chicago for cash.
 January 22: Don Simmons acquired from Springfield/AHL for Jack Bionda, Norm DeFelice and future considerations (Floyd Smith, June, 1957).

1957-58

July 10: John Bucyk and cash acquired from Detroit for Terry Sawchuk.
 September: Don Cherry traded to Springfield/AHL for cash.
 January: Harry Lumley acquired from Chicago for cash.
 May 1: Hank Bassen, Bill McCreary and Dennis Olson acquired from Detroit for Gerry Ehman.

1958-59

September 30: Ken Yackel acquired from New York Rangers for cash.
 October 8: Jim Morrison acquired from Toronto for Allan Stanley.
 November 21: Bo Elik acquired from Toronto for Gordon Redahl.

1959-60

August 25: Nick Mickoski acquired from Detroit for Jim Morrison.
 June 6: Billy Carter acquired from Montreal for cash.

1960-61

November 27: Andre Pronovost acquired from Montreal for Jean-Guy Gendron.
 January 23: Gary Aldcorn, Tom P. McCarthy and Murray Oliver acquired from Detroit for Leo Labine and Vic Stasiuk.
 January 31: Ed Chadwick acquired from Toronto for Don Simmons.
 May: Don Head acquired from Portland/WHL for Jack Bionda and future considerations (Gene Achtymichuk and Don Ward, August, 1961; Loan of Bruce Gamble, September, 1961).
 June: Terry Gray and Cliff Pennington acquired from Montreal for Stan Maxwell and Willie O'Ree.

1961-62

August: Jimmy Bartlett traded to Providence/AHL for cash.
 September: Harry Pidhirny traded to San Francisco/WHL for cash.
 October 26: Wayne Connelly acquired from Montreal for Bob Armstrong, loan of Dallas Smith and cash.
 November: Billy Carter traded to Montreal for cash.
 June: Bob Perreault acquired from Detroit for Barry Ashbee and Ed Chadwick.
 June: Don Head traded to Portland/WHL for cash.

1962-63

July 26: Larry McNabb and cash acquired from San Francisco/WHL for Orland Kurtenbach, Ed Panagabko and future considerations (Gerry Ouellette, July 7, 1963).
 December 3: Forbes Kennedy acquired from Detroit for Andre Pronovost.
 February 4: Dean Prentice acquired from New York Rangers for Don McKenney and Dick Meissner.
 June: Bob McCord acquired from Springfield/AHL for Bruce Gamble, Terry Gray, Randy Miller and Dale Rolfe.

ALL-TIME TRADE REGISTER



June: Cliff Pennington traded to San Francisco/WHL for cash.
 June: Willie Marshall acquired from Hershey/AHL for Dan Poliziani.
 June 4: Bob Perreault traded to San Francisco/WHL for cash.

1963-64

September 28: Wayne Hicks traded to Montreal for cash.
 October: Orland Kurtenbach acquired from San Francisco/WHL for cash.
 October 10: Gerry Odrowski acquired from Detroit for Warren Godfrey.
 December 17: Cliff Pennington acquired from San Francisco/WHL for Gerry Odrowski and future considerations (loan of Dallas Smith for 1964-65 season, July 8, 1964).

May: Larry Leach traded to Portland/WHL for cash.
 June 5: Andy Heberton traded to Portland/WHL for cash.
 June 6: Wayne Connelly traded to San Francisco/WHL for cash.
 June 8: Reggie Fleming and Ab McDonald acquired from Chicago for Doug Mohns.
 June 9: Murray Balfour and Mike Draper acquired from Chicago for Matt Ravlich and Jerry Toppazzini.

1964-65

August: Tom P. McCarthy traded to Toronto for cash.
 August: Orval Tessier traded to Montreal for cash.
 May 31: Bob Dillabough, Ron Harris, Al Langlois and Parker MacDonald acquired from Detroit for Bob McCord, Ab McDonald and Ken Stephanson.
 June 8: Ron Stewart acquired from Toronto for Andy Heberton, Orland Kurtenbach and Pat Stapleton.

1965-66

December 30: Pit Martin acquired from Detroit for Parker MacDonald.
 January 10: John McKenzie acquired from New York Rangers for Reggie Fleming.
 February 16: Gary Doak, Bill Lesuk, Ron Murphy and future considerations (Steve Atkinson, June 6, 1966) acquired from Detroit for Leo Boivin and Dean Prentice.

June 14: Wayne Connelly acquired from San Francisco/WHL for cash.

1966-67

May 15: Phil Esposito, Ken Hodge and Fred Stanfield acquired from Chicago for Gilles Marotte, Pit Martin and Jack Norris.
 May 15: Eddie Shack acquired from Toronto for Murray Oliver and cash.



Phil Esposito was involved in two of the biggest trades in Bruins history. He was acquired from Chicago in a May 15, 1967 six-player deal and went to the NY Rangers in a five-player swap on Nov. 7, 1975.

1967-68

May 20: Skip Krake traded to Los Angeles Kings for 1970 first round draft pick (Reggie Leach).
 May 21: John Arbour and Jean Pronovost traded to Pittsburgh for cash.
 June: Wayne Maxner traded to Hershey/AHL for cash.

1968-69

May 7: Barry Gibbs and Tommy Williams traded to Minnesota for 1969 first round draft pick (Dan Tannahill) and future considerations (Fred O'Donnell, May 7, 1971).
 May 14: Ken Turlik and 1971 (Ron Jones) and 1973 (Andre Savard) first round draft picks acquired from Los Angeles for Ross Lonsberry and Eddie Shack.

1969-70

October 22: Ted Hodgson traded to Salt Lake/WHL for cash.
 December 10: Wayne Carleton acquired from Toronto for Jim Harrison.
 May 26: Jim Lorentz traded to St. Louis for 1970 first round draft pick (Ron Plumb).
 June 9: Steve Atkinson traded to Hershey/AHL for cash.

1970-71

February: Bill Speer traded to Providence/AHL for cash.
 February 1: Mike Walton acquired from Philadelphia for Rick MacLeish and Danny Schock.
 May: Bob Leiter traded to Pittsburgh for cash.

1971-72

September 4: Doug Roberts acquired from California for cash.
 November 17: Richie Leduc and Chris Oddleifson acquired from California for Ivan

Boldirev.
 February 23: Don O'Donoghue and Carol Vadnais acquired from California for Reggie Leach, Rick Smith and Bob Stewart.
 March 5: Tommy Williams acquired from California for cash.

1972-73

August 3: John McKenzie traded to Philadelphia for cash.
 March 1: Gary Doak acquired from Detroit for Ace Bailey and future considerations (Murray Wing, June 4, 1974).
 March 3: Jacques Plante and 1973 third round draft pick (Doug Gibson) acquired from Toronto for 1973 first round draft pick (Ian Turnbull) and future considerations (Ed Johnston, May 22, 1973).
 March 10: Ken Broderick acquired from San Diego/WHL for cash and future considerations (Ed Johnston, May 22, 1973).
 May 22: Gilles Gilbert acquired from Minnesota for Fred Stanfield.

1973-74

October 5: Jake Rathwell, 1974 second round draft pick (Mark Howe) and cash acquired from St. Louis for Don Awrey.
 October 25: Darryl Edestrand acquired from Pittsburgh for Nick Beverley.
 November 22: Doug Roberts traded to Detroit for cash.
 February 7: Bobby Schmautz acquired from Vancouver for Chris Oddleifson, Fred O'Donnell and Mike Walton.
 February 7: Al Simmons acquired from San Diego/WHL for cash.
 June 12: Walt McKechnie acquired from New York Rangers for Derek Sanderson.

1974-75

July 22: Tommy Williams traded to Washington for cash.
 February 18: Earl Anderson and Hank Nowak acquired from Detroit for Walt McKechnie and 1975 third round draft pick (Claire Hamilton).

1975-76

November 7: Brad Park, Jean Ratelle and Joe Zanusso acquired from New York Rangers for Phil Esposito and Carol Vadnais.
 November 14: Al Simmons traded to New York Rangers for cash.
 May 26: Rick Middleton acquired from New York Rangers for Ken R. Hodge.

1976-77

December 20: Rick Smith acquired from St. Louis for Joe Zanusso.

1977-78

December 3: Matti Hagman traded to Quebec/WHA for cash.
 March 13: Darryl Edestrand traded to Los Angeles for cash.

1978-79

September 6: Dick Redmond acquired from Atlanta for Gregg Sheppard.
 September 18: Doug Halward traded to Los Angeles for future considerations.
 October 9: Ron Grahame traded to Los Angeles for 1979 first round draft pick (Ray Bourque).
 October 11: Mark Suzor acquired from Colorado for Clayton Pachal.

1979-80

October 23: Bobby Lalonde acquired from Atlanta for future considerations.
 December 10: Dan Newman acquired from Edmonton for Bobby Schmautz.
 June 2: Jim Craig acquired from Atlanta for 1980 second (Steve Konroyd) and 1981 third (Mike Vernon) round draft picks.

1980-81

July 16: Rogie Vachon acquired from Detroit for Gilles Gilbert.
 December 18: Mike O'Connell acquired from Chicago for Al Secord.
 February 18: Mike Gillis acquired from Colorado for Bob Miller.

1981-82

June 9: Dave Donnelly and Brad Palmer acquired from Minnesota for Boston agreeing not to draft Brian Bellows with 1982 first overall pick.
 June 9: Pete Peeters acquired from Philadelphia for Brad McCrimmon.

1982-83

November 8: Stan Jonathan traded to Pittsburgh for cash.

1983-84

October 5: Dave Silk acquired from New York Rangers for Dave Barr.
 January 3: Bob LaForest acquired from Los Angeles for Marco Baron.
 February 3: Jim Nill acquired from Vancouver for Peter McNab.
 March 6: John Blum acquired from Edmonton for Larry Melnyk.
 June 21: Ken Linseman acquired from Edmonton for Mike Krushelnyski.

1984-85

October 15: Randy Hillier traded to Pittsburgh for 1985 fourth round draft pick (Peter Massey).
 October 23: Charlie Simmer acquired from Los Angeles for 1985 first round draft pick (Don Gratton).
 October 24: Louis Sleigher acquired from Quebec for Luc Dufour and 1985 fourth round draft pick (Peter Massey).
 February 2: Morris Lukowich acquired from Winnipeg for Jim Nill.

1985-86

October 11: Bill Derlago acquired from Toronto for Tom Fergus.
 November 14: Pat Riffin acquired from Washington for Pete Peeters.
 January 30: Wade Campbell acquired from Winnipeg for Bill Derlago.
 March 10: Reed Larson acquired from Detroit for Mike O'Connell.

ALL-TIME TRADE REGISTER



March 11: Dwight Foster acquired from Detroit for Dave Donnelly.
 May 19: Tom J. McCarthy acquired from Minnesota for 1986 third (Rob Zettler) and 1987 second (Scott McCrady) round draft picks.
 June 6: Cam Neely and 1987 first round draft pick (Glen Wesley) acquired from Vancouver for Barry Pederson.



Few Boston trades have had the impact - on and off the ice - of the June 6, 1986 acquisition of Cam Neely.

1986-87
 February 6: Roberto Romano acquired from Pittsburgh for Pat Riggin.
 March 9: Paul Boutilier traded to Minnesota for 1987 fourth round draft pick (Darwin MacPherson).
 June 1: John Blum acquired from Washington for 1988 seventh round draft pick (Brad Schlegal).

1987-88
 October 6: Mike Stevens acquired from Vancouver for cash.
 March 8: Moe Lemay acquired from Edmonton for Alan May.
 March 8: Andy Moog acquired from Edmonton for Geoff Courtall, Bill Ranford and 1988 second round draft pick (Petro Koivonen).

1988-89
 November 3: Paul Guay acquired from Los Angeles for Dave Pasin.
 December 30: Ray Neufeld acquired from Winnipeg for Moe Lemay.
 January 22: Jay Miller traded to Los Angeles for future considerations (Steve Kasper for Bobby Carpenter, January 23, 1989).
 January 23: Bobby Carpenter acquired from Los Angeles for Steve Kasper.
 February 13: Ron Flockhart acquired from St. Louis for cash.
 June 17: Tommy Lehmann traded to Edmonton for 1989 third round draft pick (Wes Walz).

1989-90
 September 28: Bobby Gould acquired from Washington for future considerations (Alain Cote, October 2, 1989).
 October 2: Mike Millar acquired from Washington for Alfie Turcotte.
 December 13: Dave Christian acquired from Washington for Bobby Joyce.
 January 6: Dave Poulin acquired from Philadelphia for Ken Linseman.
 March 2: Brian Propp acquired from Philadelphia for 1990 second round draft pick (Terran Sandwith).
 June 28: Chris Nilan acquired from New York Rangers for Greg Johnston and 1990 sixth round draft pick (Barry Young).

1990-91
 August 21: Ken D. Hodge acquired from Minnesota for 1992 fourth round draft pick (Jere Lehtinen).
 October 22: Vladimir Ruzicka acquired from Edmonton for Greg Hawgood.
 November 9: Steve Bancroft acquired from Toronto for Robert Cimetta.
 January 16: Petri Skriko acquired from Vancouver for 1992 second round draft pick (Michael Peca).
 June 20: Jim Vesey acquired from Winnipeg for future considerations.
 June 21: Steve Leach acquired from Washington for Randy Burridge.

1991-92
 September 10: Norm Foster traded to Edmonton for 1992 sixth round draft pick (Jiri Dopita).
 October 16: Al Stewart acquired from New Jersey for future considerations.
 October 29: Brent Ashton acquired from Winnipeg for Petri Skriko.
 November 22: Scott Arniel acquired from Winnipeg for future considerations.
 January 2: Brian Dobbin, Gord Murphy and 1992 third (Sergei Zholtok) and 1993 fourth (Charles Paquette) round draft picks acquired from Philadelphia for Garry Galley, Wes Walz and 1993 third round draft pick (Milos Holan).
 January 20: Daniel Berthiaume acquired from Los Angeles for future considerations.
 February 7: Adam Oates acquired from St. Louis for Craig Janney and Stephane Quintal.
 February 24: Brent Hughes and 1992 twelfth round draft pick (Evgeny Pavlov) acquired from Washington for John Byce and Dennis Smith.
 June 10: Doug Evans acquired from Winnipeg for Daniel Berthiaume.

1992-93
 September 2: David Shaw acquired from Minnesota for future considerations.
 September 4: Darin Kimble and future considerations acquired from Tampa Bay for Matt Hervey and Ken D. Hodge.

October 28: Stephane Richer acquired from Tampa Bay for Bob Beers.
 February 1: C. J. Young acquired from Calgary for Brent Ashton.
 March 18: Daniel Marois acquired from New York Islanders for 1994 eighth round draft pick (Peter Hogardh).
 June 20: Gord Murphy traded to Dallas for future considerations (Andy Moog for Jon Casey, June 25, 1993).
 June 25: Jon Casey acquired from Dallas for Andy Moog.

1993-94
 October 8: Paul Stanton acquired from Pittsburgh for 1994 third round draft pick (Greg Crozier).
 October 29: Jon Morris acquired from San Jose for cash.
 January 17: Vincent Riendeau acquired from Detroit for 1995 fifth round draft pick (Chad Wilchynski).
 March 21: Al Iafate acquired from Washington for Joe Juneau.

1994-95
 August 19: Daniel Lacroix acquired from New York Rangers for Glen Featherstone.
 August 26: Glen Wesley traded to Hartford for 1995 (Kyle McLaren), 1996 (Johnathan Aitken) and 1997 (Sergei Samsonov) first round draft picks.
 February 10: Paul Stanton traded to New York Islanders for 1995 eighth round draft pick (Ray Schultz).
 April 7: Craig Billington acquired from Ottawa for 1995 eighth round draft pick (Ray Schultz).

1995-96
 August 2: Shawn McEachern and Kevin Stevens acquired from Pittsburgh for Glen Murray, Bryan Smolinski and 1996 third round draft pick (Boyd Kane).
 August 17: David Shaw traded to Tampa Bay for 1996 third round draft pick (Jason Doyle).
 October 2: Rick Zombo acquired from St. Louis for Fred Knipscheer.
 December 9: Dean Chynoweth acquired from New York Islanders for 1996 fifth round draft pick (Petr Sachl).
 January 11: Bill Ranford acquired from Edmonton for Sean Brown, Mariusz Czerkawski and 1996 first round draft pick (Matthieu Descoteaux).
 January 25: Rick Tocchet acquired from Los Angeles for Kevin Stevens.
 March 8: Kevin Sawyer and Steve Staios acquired from St. Louis for Steve Leach.
 June 21: Jeff Odgers and 1996 fifth round draft pick (Elias Abrahamsson) acquired from San Jose for Al Iafate.
 June 22: Trent McCleary and 1995 third round draft pick (Eric Naud) acquired from Ottawa for Shawn McEachern.

1996-97
 September 30: Rob DiMaio acquired from San Jose for 1997 fifth round draft pick (Adam Nittel).
 November 22: Anders Myrvald and Landon Wilson acquired from Colorado for 1998 first round draft pick (Robyn Regehr).
 March 1: Jason Allison, Jim Carey, Anson Carter and 1997 third round draft pick (Lee Goren) acquired from Washington for Bill Ranford, Adam Oates and Rick Tocchet.
 June 21: Mike Sullivan acquired from Calgary for 1998 seventh round draft pick (Radek Duda).

1997-98
 August 29: Byron Dafeo and Dmitri Khristich acquired from Los Angeles for Sandy Moger, Jozef Stumpel and 1998 fourth round draft pick (Pierre Dagenais).
 March 3: Grant Ledyard acquired from Vancouver for 1998 eighth round draft pick (Curtis Valentine).

1998-99
 November 7: Ken Belanger acquired from New York Islanders for Ted Donato.
 June 25: Peter Ferraro acquired from Atlanta for Randy Robitaille.

1999-2000
 March 6: Martin Grenier, Samuel Pahlsson, Brian Rolston and 2000 first round draft pick (Martin Samuelsson) acquired from Colorado for Ray Bourque and Dave Andreychuk.
 March 10: Mike Knuble acquired from New York Rangers for Rob DiMaio.

2000-01
 July 20: Kay Whitmore acquired from Edmonton for cash.
 November 15: Bill Guerin and 2001 first round draft pick (Shaone Morrisonn) acquired from Edmonton for Anson Carter and 2001 first (Ales Hemsky) and second (Doug Lynch) round draft picks.
 November 18: Andrei Nazarov and Patrick Traverse acquired from Anaheim for Samuel Pahlsson.
 December 5: Sean Pronger traded to New York Islanders for cash.
 February 21: Eric Weinrich acquired from Montreal for Patrick Traverse.
 June 24: Ric Jackman acquired from Dallas for Cameron Mann.

2001-02
 October 24: Glen Murray and Jozef Stumpel acquired from Los Angeles for Jason Allison and Mikko Eloranta.
 January 12: Benoit Hogue acquired from Dallas for future considerations.
 January 25: Andrei Nazarov traded to Phoenix for 2002 fifth round draft pick (Peter Hamerlik).
 March 5: Marty McInnis acquired from Anaheim for 2002 third round draft pick (Brian Lee).
 March 19: Sean Brown acquired from Edmonton for Bobby Allen.
 March 29: Jeff Norton acquired from Florida for 2002 sixth round draft pick (Mikael Vuorio).

ALL-TIME TRADE REGISTER



May 13:	Kris Vernarsky acquired from Toronto for Ric Jackman.
June 25:	Steve Shields acquired from Anaheim for 2003 third round draft pick (Shane Hynes).
2002-03	
January 6:	Krzysztof Oliwa acquired from New York Rangers for 2004 ninth round draft pick (Christian Mahoney-Wilson).
January 13:	John Grahame traded to Tampa Bay for 2004 fourth round draft pick (Jason Churchill).
January 17:	Jay Henderson traded to New York Rangers for 2004 ninth round draft pick (Christian Mahoney-Wilson).
January 23:	Jeff Hackett and Jeff Jillson acquired from San Jose for Kyle McLaren and 2004 fourth round draft pick (Torrey Mitchell).
March 11:	Ian Moran acquired from Pittsburgh for 2003 fourth round draft pick (Paul Bissonnette).
March 11:	Dan McGillis acquired from San Jose for 2003 second round draft pick (Ivan Baranka).
June 20:	Jozef Stumpel and 2003 seventh round draft pick (Miroslav Hanuljak) traded to Los Angeles for 2003 fourth (Patrik Valcak) and 2004 second (Martins Karsums) round draft picks.
2003-04	
October 3:	Travis Green acquired from Columbus for 2004 sixth round draft pick (Lennart Petrell).
October 5:	Steve Shields traded to Florida for cash.
January 17:	Jiri Slegr acquired from Vancouver for future considerations.
March 3:	Sergei Gonchar acquired from Washington for Shaone Morrisonn and 2004 first (Jeff Schultz) and second (Michail Yunkov) round draft picks.
March 4:	Michael Nylander acquired from Washington for 2006 second round draft pick (Francois Bouchard).
March 9:	Brad Boyes and future considerations (Andy Delmore) acquired from San Jose for Jeff Jillson.
2004-05	
No Trades	
2005-06	
August 1:	Brad Isbister acquired from Edmonton for 2006 fourth round draft pick (James Delory).
August 30:	Yan Stastny traded to Edmonton for 2006 fourth round draft pick (James Delory).
November 6:	Andy Hilbert traded to Chicago for 2006 fifth round draft pick (Shane Sims).
November 18:	David Tanabe acquired from Phoenix for Dave Scatchard.
November 30:	Brad Stuart, Marco Sturm and Wayne Primeau acquired from San Jose for Joe Thornton.
February 8:	Brian Eklund acquired from Tampa Bay for Zdenek Blatny.
March 9:	Marty Reasoner, Yan Stastny and 2006 second round draft pick (Milan Lucic) acquired from Edmonton for Sergei Samsonov.
June 15:	Petr Tenkrat acquired from Toronto for 2006 seventh round draft pick (Chris Frank).
June 24:	Tuukka Rask acquired from Toronto for Andrew Raycroft.
June 26:	Paul Mara and 2007 third round draft pick (Maxime Macenauer) acquired from Phoenix for Nick Boynton and 2007 fourth round draft pick (Matt Frattin).
2006-07	
November 13:	Stanislav Chistov acquired from Anaheim for Phoenix's previously acquired 2007 third round draft pick (Maxime Macenauer).
November 14:	Philippe Sauve acquired from Phoenix for Tyler Redenbach.
December 19:	Wade Brookbank traded to Pittsburgh for cash.
January 16:	Yan Stastny traded to St. Louis for 2007 fifth round draft pick (Denis Reul).
February 1:	Milan Jurcina traded to Washington for 2008 fourth round draft pick (later traded to Calgary, T. J. Brodie).
February 3:	Brandon Bochenski acquired from Chicago for Kris Versteeg.
February 10:	Andrew Ference and Chuck Kobasew acquired from Calgary for Brad Stuart, Wayne Primeau and Washington's previously acquired 2008 fourth round draft pick (T. J. Brodie).
February 27:	Aaron Ward acquired from New York Rangers for Paul Mara.
February 27:	Dennis Wideman acquired from St. Louis for Brad Boyes.
May 16:	Adam McQuaid acquired from Columbus for 2007 fifth round draft pick (Jamie Benn).
June 23:	2007 second round draft pick (Tommy Cross) acquired from Chicago for 2007 second (William Sweatt) and third (Maxime Tanguay) round draft picks.
June 23:	2007 sixth round draft pick (Radim Ostrcil) acquired from Colorado for 2008 sixth round draft pick (Joel Chouinard).
2007-08	
July 1:	Manny Fernandez acquired from Minnesota for Petr Kalus and 2009 fourth round draft pick (Alexander Fallstrom).
July 17:	Peter Schaefer acquired from Ottawa for Shean Donovan.
July 23:	Carl Soderberg acquired from St. Louis for Hannu Toivonen.
September 11:	Petteri Nokelainen acquired from New York Islanders for Ben Walter and 2009 second round draft pick (Kevin Lynch).
September 24:	Brett Skinner and Nathan Saunders acquired from Anaheim for Mark Mowers.
December 6:	Alex Auld acquired from Phoenix for Nate DiCasmirro and 2009 fifth round draft pick (Jeff Costello).
January 2:	Shane Hnidy acquired from Anaheim with 2008 sixth round draft pick (Nicholas Tremblay) for Brandon Bochenski.

May 27:	Matt Marquardt acquired from Columbus for Jonathan Sigalet.
June 21:	2008 fourth round draft pick (Jamie Arniel) acquired from Columbus for 2008 fourth (Steven Delisle) and fifth (Brent Regner) round draft picks.
June 24:	Johnny Boychuk acquired from Colorado for Matt Hendricks.
2008-09	
July 24:	Martin St. Pierre acquired from Chicago for Pascal Pelletier.
October 13:	Ned Lukacevic and 2009 fourth round draft pick (Lane MacDermid) acquired from Philadelphia for Andrew Alberts.
March 4:	Steve Montador acquired from Anaheim for Petteri Nokelainen.
March 4:	Mark Recchi and 2010 second round draft pick (later traded to Florida, Alexander Petrovic) acquired from Tampa Bay for Matt Lashoff and Martins Karsums.
2009-10	
July 24:	2010 fourth round draft pick (Craig Cunningham) and Patrick Eaves acquired from Carolina for Aaron Ward.
September 18:	2010 first (Tyler Seguin) and second (Jared Knight) round and 2011 first (Dougie Hamilton) round draft picks acquired from Toronto for Phil Kessel.
October 18:	2011 second round draft pick (Alexander Khokhlachev), Craig Weller and Alexander Fallstrom acquired from Minnesota for Chuck Kobasew.
October 20:	Daniel Paille acquired from Buffalo for 2010 third round draft pick (Kevin Sundher).
March 2:	Steve Kampfner acquired from Anaheim for 2010 fourth round draft pick (Justin Shugg).
March 2:	Cody Wild acquired from Edmonton for Matt Marquardt.
March 3:	2011 third round draft pick (Anthony Camara) acquired from Phoenix for Derek Morris.
March 3:	Dennis Seidenberg and Matt Bartkowski acquired from Florida for Byron Bitz, Craig Weller and Tampa Bay's 2010 second round draft pick (Alexander Petrovic).
June 22:	Nathan Horton and Gregory Campbell acquired from Florida for Dennis Wideman, 2010 first round draft pick (Derek Forbort) and 2011 third round draft pick (Kyle Rau).
June 26:	2010 seventh round draft pick (Zach Trotman) acquired from Chicago for 2011 seventh round draft pick (Johan Mattson).
June 26:	David Warsofsky acquired from St. Louis for Vladimir Sobotka.
2010-11	
November 29:	Colby Cohen acquired from Colorado for Matt Hunwick.
December 9:	Juraj Simek acquired from Tampa Bay for Levi Nelson.
December 9:	Sean Zimmerman acquired from Florida for Jeff LoVecchio and Jordan Knackstedt.
December 11:	Future considerations acquired from Los Angeles for Marco Sturm.
February 15:	Chris Kelly acquired from Ottawa for 2011 second round draft pick (Shane Prince).
February 18:	Rich Peverley and Boris Valabik acquired from Atlanta for Mark Stuart and Blake Wheeler.
February 18:	Tomas Kaberle acquired from Toronto for Joe Colborne, 2011 first round (Rickard Rakell) and 2012 second round (Mike Winther) draft picks.
February 27:	David Laliberte and Stefan Chaput acquired from Anaheim for Brian McGrattan and Sean Zimmerman.
February 28:	Anton Khudobin acquired from Minnesota for Jeff Penner and Mikko Lehtonen.
2011-12	
July 5:	Joe Corvo acquired from Carolina for 2012 fourth round draft pick (Trevor Carrick).
February 27:	Brian Rolston and Mike Mottau acquired from New York Islanders for Yannick Riendeau and Marc Cantin.
February 27:	Greg Zanon acquired from Minnesota for Steven Kampfner.
March 20:	Yuri Alexandrov traded to New York Islanders for future considerations.
May 26:	Chris Bourque acquired from Washington for Zach Hamill.
June 23:	Michel Ouellet and 2012 fifth round draft pick (Seth Griffith) acquired from Tampa Bay for Benoit Pouliot.
2012-13	
February 7:	Tim Thomas traded to New York Islanders for future considerations.
April 2:	Jaromir Jagr acquired from Dallas for Lane MacDermid, Cody Payne and 2013 first round draft pick (Jason Dickinson).
April 2:	Rob Flick acquired from Chicago for Max Sauve.
April 3:	Wade Redden acquired from St. Louis for 2014 sixth round draft pick.
2013-14	
July 4:	Loui Eriksson, Matt Fraser, Reilly Smith and Joe Morrow acquired from Dallas for Tyler Seguin, Rich Peverley and Ryan Button.

Note - Trade register is current through September 1, 2013

ALL-TIME DRAFT SELECTIONS



LEGEND:

Rd O'All Player Pos From

1963 NHL Amateur Draft

1	3	Orest Romashya	N/A	Jr. C
2	9	Terrance Lane	N/A	Midget
3	14	Roger Bamburak	RW	Cdn HS
4	19	Jim Blair	N/A	Midget

1964 NHL Amateur Draft

1	2	Alec Campbell	RW	Midget
2	8	Jim Booth	LW	OHL
3	14	Ken Dryden	G	Jr. B
4	20	Allister Blair	N/A	Jr. B

1965 NHL Amateur Draft

1	4	Joe Bailey	N/A	Jr. B
2	9	Bill Ramsay	N/A	MJHL

1966 NHL Amateur Draft

1	1	Barry Gibbs	D	SJHL
2	7	Rick Smith	D	OHA
3	13	Garnet "Ace" Bailey	LW	CMJHL
4	19	Tom Webster	RW	OHA

1967 NHL Amateur Draft

1	10	Meehan Bonnar	RW	Jr. B
---	----	---------------	----	-------

1968 NHL Amateur Draft

1	12	Danny Schock	LW	SJHL
2	18	Fraser Rice	C	QJHL
2	24	Brian St. John	C	CIAU

1969 NHL Amateur Draft

1	3	Don Tannahill	LW	OHA
1	4	Frank Spring	RW	WCJHL
1	11	Ivan Boldirev	C	OHA
2	22	Art Quoquochi	RW	N/A
3	34	Nels Jacobsen	LW	N/A
4	46	Ron Fairbrother	LW	N/A
5	58	Jeremy Wright	C	N/A
6	69	Jim Jones	D	OHA

1970 NHL Amateur Draft

1	3	Reggie Leach	RW	WCJHL
1	4	Rick MacLeish	C	OHA
1	9	Ron Plumb	D	OHA
1	13	Bob Stewart	D	OHA
2	27	Dan Bouchard	G	OHA
3	41	Ray Brownlee	C	N/A
4	55	Gordon Davies	LW	N/A
4	69	Bob Roselle	LW	N/A
5	83	Murray Wing	D	WCHA
6	96	Glen Siddall	LW	N/A

1971 NHL Amateur Draft

1	6	Ron Jones	D	WCJHL
1	14	Terry O'Reilly	RW	OHA
2	28	Curt Ridley	G	WCJHL
3	42	Dave Bonter	C	N/A
4	56	David Hynes	LW	ECAC
5	70	Bert Scott	C	N/A
6	84	Rob McMahon	D	N/A

1972 NHL Amateur Draft

1	16	Mike Bloom	LW	OMJHL
2	32	Wayne Elder	D	N/A
3	48	Michel Boudreau	C	N/A
4	64	Les Jackson	LW	N/A
5	80	Brian Coates	LW	N/A
6	96	Peter Gaw	RW	N/A
7	112	Gordie Clark	RW	ECAC
8	128	Roy Carmichael	D	N/A

1973 NHL Amateur Draft

1	6	Andre Savard	C	QMJHL
2	31	Jim Jones	RW	OMJHL
3	36	Doug Gibson	C	OMJHL
3	47	Al Sims	D	QMJHL
4	63	Steve Langdon	LW	OMJHL
5	79	Peter Crosbie	G	N/A
6	95	J. P. Bourgouyne	D	N/A
7	111	Walter Johnson	RW	N/A
8	127	Virgil Gates	D	N/A
9	142	Jim Pettie	G	OMJHL

1974 NHL Amateur Draft

1	18	Don Larway	RW	N/A
2	25	Mark Howe	D	WHA
2	36	Peter Sturgeon	LW	OMJHL

3	54	Tom Edur	D	OMJHL
4	72	Bill Reed	D	N/A
5	90	Jim Bateman	LW	N/A
6	108	Bill Best	LW	N/A
7	126	Ray Maluta	D	WCJHL
8	143	Darryl Drader	D	N/A
9	160	Peter Roberts	C	N/A
10	175	Peter Waselovich	G	N/A

1975 NHL Amateur Draft

1	14	Doug Halward	D	OMJHL
2	32	Barry Smith	C	WCJHL
4	60	Rick Adduono	C	OMJHL
5	68	Denis Daigle	LW	N/A
6	86	Stan Jonathan	LW	OMJHL
7	104	Matti Hagman	C	Finland
8	122	Gary Carr	G	N/A
9	140	Bo Berglund	LW	N/A
10	156	Joe Rando	D	N/A
11	171	Kevin Nugent	G	N/A

1976 NHL Amateur Draft

1	16	Clayton Pachal	LW	WCJHL
2	34	Lorry Gloeckner	D	WCJHL
4	70	Bob Miller	C	OMJHL
5	88	Peter Vandemark	LW	OMJHL
6	106	Ted Olson	LW	WCJHL

1977 NHL Amateur Draft

1	16	Dwight Foster	RW	OMJHL
2	34	Dave Parro	G	WHL
3	52	Mike Forbes	D	OMJHL
4	70	Brian McGregor	RW	WHL
5	88	Doug Butler	D	N/A
6	106	Keith Johnson	D	WHL
7	122	Ralph Cox	RW	ECAC
8	138	Mario Claude	D	QMJHL

1978 NHL Amateur Draft

1	16	Al Secord	LW	OHA
2	35	Graeme Nicolson	D	QMJHL
3	52	Brad Knelson	D	WHL
4	68	George Buat	RW	WHL
5	85	Darryl MacLeod	LW	ECAC
6	102	Jeff Brubaker	LW	OMJHL
7	119	Murray Skinner	G	CCHA
8	136	Richard Hehir	C	ECAC
9	153	Craig MacTavish	C	ECAC II

1979 NHL Entry Draft

1	8	Ray Bourque	D	QMJHL
1	15	Brad McCrimmon	D	WHL
2	36	Doug Morrison	RW	WHL
3	57	Keith Crowder	RW	OMJHL
4	78	Larry Melnyk	D	WHL
5	99	Marco Baron	G	QMJHL
6	120	Mike Krushelnyski	C	QMJHL

1980 NHL Entry Draft

1	18	Barry Pederson	C	WHL
3	60	Tom Fergus	C	OMJHL
4	81	Steve Kasper	C	QMJHL
5	102	Randy Hillier	D	OMJHL
6	123	Steve Lyons	LW	USHS
7	144	Tony McMurchy	C	WHL
8	165	Mike Moffatt	G	OMJHL
9	186	Michael Thelven	D	Sweden
10	207	Jens Ohling	LW	Sweden

1981 NHL Entry Draft

1	14	Normand Leveille	LW	QMJHL
2	35	Luc Dufour	LW	QMJHL
4	77	Scott McLellan	RW	OHL
5	98	Joe Mantione	G	OHL
6	119	Bruce Milton	D	ECAC
7	140	Mats Thelin	D	Sweden
8	161	Armel Parisee	D	QMJHL
9	182	Don Sylvestri	G	ECAC
10	203	Richard Bourque	LW	QMJHL

1982 NHL Entry Draft

1	1	Gord Kluzak	D	WHL
2	22	Brian Curran	D	WHL
2	39	Lyndon Byers	RW	WHL
3	60	Dave Reid	LW	OHL
5	102	Bob Nicholson	D	OHL
6	123	Bob Sweeney	C	USHS
7	144	John Meulenbrooks	D	Jr. B
8	165	Tony Fiore	C	QMJHL
9	186	Doug Kostynski	C	WHL
10	207	Tony Gilliard	LW	N/A

11	228	Tommy Lehmann	C	Sweden
12	249	Bruno Campese	G	CCHA

1983 NHL Entry Draft

1	17	Nevin Markwart	LW	WHL
2	42	Greg Johnston	RW	OHL
3	63	Greg Puhalski	LW	OHL
4	84	Alain Larochelle	G	WHL
5	105	Allen Pedersen	D	WHL
6	126	Terry Taillefer	G	Tier II
7	147	Ian Armstrong	D	OHL
8	168	Francois Olivier	LW	QMJHL
9	189	Harri Laurila	D	Finland
10	210	Paul Fitzsimmons	D	ECAC
11	231	Norm Foster	G	Tier II
12	252	Greg Murphy	D	USHS

1984 NHL Entry Draft

1	19	Dave Pasin	RW	WHL
2	40	Ray Podloski	C	WHL
3	61	Jeff Cornelius	D	OHL
4	82	Bobby Joyce	LW	Cdn HS
5	103	Mike Bishop	G	OHL
6	124	Randy Oswald	D	WCHA
7	145	Mark Thietke	C	WHL
8	166	Don Sweeney	D	USHS
9	186	Kevin Heffernan	C	USHS
10	207	J. D. Urbanic	LW	OHL
11	227	Bill Kopecky	C	USHS
12	248	Jim Newhouse	LW	USHS

1985 NHL Entry Draft

2	31	Alain Cote	D	QMJHL
3	52	Bill Ranford	G	WHL
4	73	Jaime Kelly	RW	USHS
5	94	Steve Moore	D	Jr. B
6	115	Gord Hynes	D	WHL
7	136	Per Martinelle	RW	Sweden
8	157	Randy Burridge	LW	OHL
9	178	Gord Cruickshank	C	HE
10	199	Dave Buda	LW	Jr. B
10	210	Bob Beers	D	NYJHL
11	220	John Byce	C	USHS
12	241	Marc West	C	Jr. B

1986 NHL Entry Draft

1	13	Craig Janney	C	HE
2	34	Pekka Tirkkonen	C	Sweden
4	76	Dean Hall	C	Cdn HS
5	97	Matt Pesklewis	LW	WHL
6	118	Garth Premak	D	WHL
7	139	Paul Beraldo	RW	OHL
8	160	Brian Ferreira	RW	USHS
9	181	Jeff Flaherty	RW	USHS
10	202	Greg Hawgood	D	WHL
11	223	Steffan Malmqvist	C	Sweden
12	244	Joel Gardner	C	Jr. B

1987 NHL Entry Draft

1	3	Glen Wesley	D	WHL
1	14	Stephane Quintal	D	QMJHL
3	56	Todd Lalonde	LW	OHL
4	67	Darwin MacPherson	D	WHL
4	77	Matt DelGuidice	G	ECAC II
5	98	Ted Donato	C	USHS
6	119	Matt Glennon	LW	USHS
7	140	Rob Cheevers	C	HE
8	161	Chris Winnes	RW	USHS
9	182	Paul Ohman	D	USHS
10	203	Casey Jones	C	ECAC
11	224	Eric Lemarque	RW	WCHA
12	245	Sean Gorman	D	USHS

1988 NHL Entry Draft

1	18	Robert Cimetta	LW	OHL
3	60	Steve Heinze	RW	USHS
4	81	Joe Juneau	C	ECAC
5	102	Daniel Murphy	D	ECAC II
6	123	Derek Geary	RW	USHS
8	165	Mark Krys	D	HE
9	186	Jon Rohloff	D	USHS
11	228	Eric Reisman	D	CCHA
12	249	Doug Jones	D	OHL
Supp	--	Chris Harvey	G	ECAC

1989 NHL Entry Draft

1	17	Shayne Stevenson	RW	OHL
2	38	Mike Parson	G	OHL
3	57	Wes Walz	C	WHL
4	80	Jackson Penney	C	WHL
5	101	Mark Montanari	C	OHL

ALL-TIME DRAFT SELECTIONS



6	122	Stephen Foster	D	USHS
7	143	Oto Huscak	RW	Czech.
8	164	Rick Allain	D	OHL
9	185	James Lavish	RW	USHS
10	206	Geoff Simpson	D	Tier II
11	227	David Franzosa	LW	HE
Supp	--	Jeff Schulman	D	ECAC

1990 NHL Entry Draft

1	21	Bryan Smolinski	C	CCHA
3	63	Cam Stewart	C	Jr. B
4	84	Jerome Buckley	RW	USHS
5	105	Mike Bales	G	CCHA
6	126	Mark Woolf	RW	WHL
7	147	Jim Mackey	D	USHS
8	168	John Gruden	D	Jr. A
9	189	Darren Wetherill	D	Tier II
10	210	Dean Capuano	D	USHS
11	231	Andy Bezeau	LW	OHL
12	252	Ted Miskolczi	RW	OHL
Supp	--	Howard Rosenblatt	RW	HE

1991 NHL Entry Draft

1	18	Glen Murray	RW	OHL
2	40	Jozef Stumpel	LW	Czech.
3	62	Marcel Cousineau	G	QMJHL
4	84	Brad Tiley	D	OHL
5	106	Mariusz Czerkawski	RW	Poland
7	150	Gary Golczewski	LW	USHS
8	172	John Moser	D	USHS
9	194	Dan Hodge	D	HE
10	216	Steve Norton	D	CCHA
11	238	Steve Lombardi	C	USHS
12	260	Torsten Kienass	D	Germany
Supp	24	Peter Allen	D	ECAC

1992 NHL Entry Draft

1	16	Dmitri Kvartalnov	LW	IHL
3	55	Sergei Zholtok	LW	CIS
5	112	Scott Bailey	G	WHL
6	133	Jiri Dopita	C	Czech.
6	136	Grigori Panteleev	LW	CIS
8	184	Kurt Seher	D	WHL
9	208	Mattias Timander	D	Sweden
10	232	Chris Crombie	LW	OHL
11	256	Denis Chervyakov	D	CIS
12	257	Eugene Pavlov	LW	CIS

1993 NHL Entry Draft

1	25	Kevin Adams	C	CCHA
2	51	Matt Alvey	RW	Jr. B
4	88	Charles Paquette	D	QMJHL
4	103	Shawn Bates	C	USHS
5	129	Andrei Sapozhnikov	D	CIS
6	155	Milt Mastad	D	WHL
7	181	Ryan Golden	C	USHS
8	207	Hal Gill	D	USHS
9	233	Joel Prpic	C	Jr. B
10	259	Joakim Persson	G	Sweden

1994 NHL Entry Draft

1	21	Evgeni Ryabchikov	G	CIS
2	47	Daniel Goneau	LW	QMJHL
4	99	Eric Nickulas	C	USHS
5	125	Darren Wright	D	WHL
6	151	Andre Roy	LW	QMJHL
7	177	Jeremy Schaefer	LW	WHL
9	229	John Grahame	G	Jr. A
10	255	Neil Savary	G	QMJHL
11	281	Andrei Yakhanov	D	CIS

1995 NHL Entry Draft

1	9	Kyle McLaren	D	WHL
1	21	Sean Brown	D	OHL
2	47	Paxton Schafer	G	WHL
3	73	Bill McCauley	C	OHL
4	99	Cameron Mann	RW	OHL
6	151	Yevgeny Shaldybin	D	CIS
7	177	Per-Johan Axelsson	LW	Sweden
8	203	Sergei Zhukov	D	CIS
9	229	Jonathan Murphy	D	OHL

1996 NHL Entry Draft

1	8	Johnathan Aitken	D	WHL
2	45	Henry Kuster	RW	WHL
3	53	Eric Naud	LW	QMJHL
3	80	Jason Doyle	RW	OHL
4	100	Trent Whitfield	C	WHL
5	132	Elias Abrahamsson	D	QMJHL
6	155	Chris Lane	D	WHL
7	182	Tom Brown	D	OHL

8	208	Bob Prier	RW	ECAC
9	234	Anders Soderberg	LW	Sweden

1997 NHL Entry Draft

1	1	Joe Thornton	C	OHL
1	8	Sergei Samsonov	LW	IHL
2	27	Ben Clymer	D	WCHA
3	54	Mattias Karlin	C	Sweden
3	63	Lee Goren	RW	WCHA
4	81	Karol Bartanus	RW	QMJHL
6	135	Denis Timofeev	D	Russia
7	162	Joel Trottier	RW	OHL
7	180	Jim Baxter	D	OHL
8	191	Antti Laaksonen	LW	WCHA
9	218	Eric Van Acker	D	QMJHL
9	246	Jay Henderson	LW	WHL

1998 NHL Entry Draft

2	48	Jonathan Girard	D	QMJHL
2	52	Bobby Allen	D	HE
3	78	Peter Nordstrom	RW	Sweden
5	135	Andrew Raycroft	G	OHL
6	165	Ryan Milanovic	LW	OHL

1999 NHL Entry Draft

1	21	Nick Boynton	D	OHL
2	56	Matt Zultek	LW	OHL
3	89	Kyle Wanvig	RW	WHL
4	118	Jaakko Harikkala	D	Finland
5	147	Seamus Kotyk	G	OHL
6	179	Donald Choukalos	G	WHL
7	207	Greg Barber	RW	BCJHL
8	236	John Cronin	D	USHS
9	247	Mikko Eloranta	LW	Finland
9	264	Georgijs Pujacs	D	Latvia

2000 NHL Entry Draft

1	7	Lars Jonsson	D	Sweden
1	27	Martin Samuelsson	LW	Sweden
2	37	Andy Hilbert	C	CCHA
2	59	Ivan Huml	LW	BCHL
3	66	Tuukka Makela	D	Finland
3	73	Sergei Zinovjev	C	Russia
4	103	Brett Nowak	C	ECAC
6	174	Jarmo Kultanen	D	Finland
7	204	Chris Berti	C	OHL
8	237	Zdenek Kutlak	D	Czech.
9	268	Pavel Kolarik	D	Czech.
9	279	Andrea Lindstrom	LW	Sweden

2001 NHL Entry Draft

1	19	Shaone Morrisonn	D	WHL
3	77	Darren McLachlan	LW	WHL
4	111	Matti Kaltiainen	G	Finland
5	147	Jiri Jakes	RW	WHL
6	179	Andrew Alberts	D	USHL
7	209	Jordan Sigalea	G	BCJHL
8	241	Milan Jurcina	D	QMJHL
9	282	Marcel Rodman	RW	OHL

2002 NHL Entry Draft

1	29	Hannu Toivonen	G	Finland
2	56	Vladislav Evseev	LW	Russia
4	130	Jan Kubista	RW	Czech.
5	153	Peter Hamerlik	G	OHL
7	228	Dmitri Utkin	LW	Russia
8	259	Yan Stastny	C	CCHA
9	290	Pavel Frolov	LW	Russia

2003 NHL Entry Draft

1	21	Mark Stuart	D	WCHA
2	45	Patrice Bergeron	C	QMJHL
2	66	Masi Marjamaki	LW	WHL
4	107	Byron Bitz	RW	BCHL
4	118	Frank Rediker	D	OHL
4	129	Patrik Valcack	LW	Czech.
5	153	Mike Brown	G	OHL
6	183	Nate Thompson	C	WHL
8	247	Benoit Mondou	C	QMJHL
9	277	Kevin Regan	G	USHS

2004 NHL Entry Draft

2	63	David Krejci	C	Czech.
2	64	Martins Karsums	RW	QMJHL
4	108	Ashton Rome	RW	WHL
5	134	Kris Versteeg	RW	WHL
5	160	Ben Walter	C	HE
7	224	Matt Hunwick	D	CCHA
8	255	Anton Hedman	C	Sweden

2005 NHL Entry Draft

1	22	Matt Lashoff	D	OHL
2	39	Petr Kalus	RW	Czech.
3	83	Mikko Lehtonen	RW	Finland
4	100	Jonathan Sigalea	D	CCHA
4	106	Vladimir Sobotka	C	Czech.
5	154	Wacey Rabbit	C	WHL
6	172	Lukas Vantuch	C	Czech.
7	217	Brock Bradford	C	USHL

2006 NHL Entry Draft

1	5	Phil Kessel	C	WCHA
2	37	Yuri Alexandrov	D	Russia
2	50	Milan Lucic	LW	WHL
3	71	Brad Marchand	C	QMJHL
5	128	Andrew Bodnarchuk	D	QMJHL
6	158	Levi Nelson	C	WHL

2007 NHL Entry Draft

1	8	Zach Hamill	C	WHL
2	35	Tommy Cross	D	USHS
5	130	Denis Reul	D	Germany
6	159	Alain Goulet	D	OPJRA
6	169	Radim Ostrcil	D	Czech.
7	189	Jordan Knackstedt	RW	WHL

2008 NHL Entry Draft

1	16	Joe Colborne	C	AJHL
2	47	Maxime Sauve	C	QMJHL
3	77	Michael Hutchinson	G	OHL
4	97	Jamie Arniel	C	OHL
6	173	Nicholas Tremblay	C	CJHL
7	197	Mark Goggin	C	USHS

2009 NHL Entry Draft

1	25	Jordan Caron	RW	QMJHL
3	86	Ryan Button	D	WHL
4	112	Lane MacDermid	LW	OHL
6	176	Tyler Randall	RW	OHL
7	206	Ben Sexton	C	CJHL

2010 NHL Entry Draft

1	2	Tyler Seguin	C	OHL
2	32	Jared Knight	C	OHL
2	45	Ryan Spooner	C	OHL
4	97	Craig Cunningham	LW	WHL
5	135	Justin Florek	LW	CCHA
6	165	Zane Gothberg	G	USHS
7	195	Maxim Chudinov	D	Russia
7	210	Zach Trotman	D	CCHA

2011 NHL Entry Draft

1	9	Dougie Hamilton	D	OHL
2	40	Alexander Khokhlachev	C/LW	OHL
3	81	Anthony Camara	LW	OHL
4	121	Brian Ferlin	RW	USHL
5	151	Rob O'Gara	D	USHS
6	181	Lars Volden	G	Finland

2012 NHL Entry Draft

1	24	Malcolm Subban	G	OHL
3	85	Matt Grzelcyk	D	USHL
5	131	Seth Griffith	C	OHL
5	145	Cody Payne	RW	OHL
6	175	Matthew Benning	D	AJHL
7	205	Colton Hargrove	LW	USHL

2013 NHL Entry Draft

2	60	Linus Arnesson	D	Sweden
3	90	Peter Cehlarik	LW	Sweden
4	120	Ryan Fitzgerald	C	EJHL
5	150	Wiley Sherman	D	USHS
6	180	Anton Blidh	LW	Sweden
7	210	Mitchell Dempsey	LW	OHL





As big a fan as you are

Roomba® doesn't get dressed up for just any team. There's only room for one. Toss in a few goals, assists, and a good check every now and then and this is one happy robot. So enjoy the game fellow Bruins fans, we'll be there to vacuum up after the win.

Proud sponsor of the Boston Bruins.



iRobot®

© 2013 iRobot Corporation. iRobot and Roomba are registered trademarks of iRobot Corporation. All rights reserved.

VS. THE NHL



ANAHEIM DUCKS



Honda Center
2695 East Katella Avenue
Anaheim, California 92806
(714) 940-2900
www.anaheimducks.com

HOCKEY OPERATIONS:

Executive Vice President & General Manager..... Bob Murray
 Senior Vice President of Hockey Operations..... David McNab
 Director of Player Personnel..... Rick Paterson

COACHING STAFF:

Head Coach..... Bruce Boudreau
 Assistant Coaches..... Brad Lauer, Bob Woods, Scott Niedermayer
 Goaltending Consultant..... Dwayne Roloson

COMMUNICATIONS STAFF:

Director of Media & Communications..... Alex Gilchrist
 Media & Communications Managers..... Steve Hoem, Lauren O'Gorman

KEY STATS:

21st NHL season (began play in 1993)
 Arena: Honda Center (capacity 17,174)
 Stanley Cups: 1 (2007)
 2012-13 Regular Season: 30-12-6 (66 pts, 1st in Pacific/2nd in West)
 2013 Playoffs: Lost in CQF to Detroit in seven games

LAST BOSTON-ANAHEIM TRADE:

February 27, 2011: Boston acquired David Laliberte and Stefan Chaput from Anaheim for Brian McGrattan and Sean Zimmerman.

2013-2014 SERIES SCHEDULE:

At Boston:

Thursday, October 31

At Anaheim:

Tuesday, January 7

LIFETIME RECORD vs. ANAHEIM:

At Home:

GP	W	L	T	OTL	GF	GA	PTS
12	6	6	0	0	34	36	12

On the Road:

GP	W	L	T	OTL	GF	GA	PTS
12	6	4	2	0	31	26	14

Overall:

GP	W	L	T	OTL	GF	GA	PTS
24	12	10	2	0	65	62	26

ENTERING 2013-2014:

Current Streak, Home..... 0-2-0
 Current Streak, Road..... 1-0-0
 Current Streak, Overall..... 1-0-0

Lifetime Shutouts For..... 2 (1 Home; 1 Road)
 Lifetime Shutouts Against..... 3 (2 Home; 1 Road)

Lifetime Overtime Record, Home..... 1-0-0
 Lifetime Overtime Record, Road..... 2-1-2
 Lifetime Overtime Record, Overall..... 3-1-2

Lifetime Shootout Record, Home..... 0-0
 Lifetime Shootout Record, Road..... 0-0
 Lifetime Shootout Record, Overall..... 0-0

THE LAST TIME vs. ANAHEIM:

Boston Home Win..... February 26, 2009 (6-0)
 Boston Road Win..... March 25, 2012 (3-2)

Anaheim Home Win..... January 13, 2010 (4-3)
 Anaheim Road Win..... December 20, 2010 (3-0)

Boston Series Sweep..... 2011-12 (1-0-0)
 Anaheim Series Sweep..... 2010-11 (1-0-0)

Boston Home Shutout..... February 26, 2009 (6-0, Tim Thomas)
 Boston Road Shutout..... October 13, 1997 (3-0, Jim Carey)
 Anaheim Home Shutout..... October 21, 1998 (3-0, Guy Hebert)
 Anaheim Road Shutout..... December 20, 2010 (3-0, Jonas Hiller)

Boston Home Overtime Win..... January 16, 2006
 (4-3; Patrice Bergeron, 1:55)

Boston Road Overtime Win..... October 19, 2003
 (4-3; Sergei Samsonov, 4:08)

Anaheim Home Overtime Win..... February 21, 1996
 (4-3; Alex Hicks, 1:35)

Anaheim Road Overtime Win..... None

THE LONGEST BOSTON:

Win Streak vs. Anaheim..... 2-0-0-0 (2x)
 Losing Streak vs. Anaheim..... 0-3-0-0
 Point Streak vs. Anaheim..... 2-0-1-0 (2x)

Home Win Streak vs. Anaheim..... 2-0-0-0 (2x)
 Home Losing Streak vs. Anaheim..... 0-2-0-0 (2x)
 Home Point Streak vs. Anaheim..... 2-0-0-0 (2x)

Road Win Streak vs. Anaheim..... 2-0-0-0 (2x)
 Road Losing Streak vs. Anaheim..... 0-2-0-0
 Road Point Streak vs. Anaheim..... 3-0-1-0



First Niagara Center
One Seymour H. Knox III Plaza
Buffalo, New York 14203
(716) 855-4100
www.sabres.com

HOCKEY OPERATIONS:

General ManagerDarcy Regier

COACHING STAFF:

Head CoachRon Rolston
 Assistant Coaches.....Joe Sacco, Teppo Numminen
 Goaltender CoachJim Corsi

COMMUNICATIONS STAFF:

Vice President of Public & Community Relations.....Michael Gilbert
 Director of Media Relations.....Chris Bandura
 Public Relations AssistantsIan Ott, Marc Heintzman

KEY STATS:

44th NHL season (began play in 1970)
 Arena: First Niagara Center (capacity 19,070)
 Stanley Cups: 0
 2012-13 Regular Season: 21-21-6 (48 points, 5th in Northeast/12th in East)
 2013 Playoffs: Did not qualify

LAST BOSTON-BUFFALO TRADE:

October 20, 2009: Boston acquired Daniel Paille from Buffalo for 2010 third round draft pick (Kevin Sundher).

2013-2014 SERIES SCHEDULE:

At Boston:

Saturday, December 21
 Saturday, April 12

At Buffalo:

Wednesday, October 23
 Thursday, December 19
 Wednesday, February 26

LIFETIME RECORD vs. BUFFALO:

At Home:

GP	W	L	T	OTL	GF	GA	PTS
133	73	43	14	3	478	393	163

On the Road:

GP	W	L	T	OTL	GF	GA	PTS
135	49	65	15	6	385	475	119

Overall:

GP	W	L	T	OTL	GF	GA	PTS
268	122	108	29	9	863	868	282

ENTERING 2013-2014:

Current Streak, Home0-1-1
 Current Streak, Road1-0-0
 Current Streak, Overall1-0-1

Lifetime Shutouts For14 (8 Home; 6 Road)
 Lifetime Shutouts Against10 (6 Home; 4 Road)

Lifetime Overtime Record, Home7-5-11
 Lifetime Overtime Record, Road9-7-8
 Lifetime Overtime Record, Overall16-12-19

Lifetime Shootout Record, Home2-2
 Lifetime Shootout Record, Road4-3
 Lifetime Shootout Record, Overall6-5

THE LAST TIME vs. BUFFALO:

Boston Home WinApril 7, 2012 (4-3/SO)
 Boston Road WinMarch 31, 2013 (2-0)

Buffalo Home WinFebruary 15, 2013 (4-2)
 Buffalo Road WinApril 17, 2013 (3-2/SO)

Boston Series SweepNone
 Buffalo Series Sweep1996-97 (5-0-0)

Boston Home ShutoutJanuary 29, 2000 (1-0, Byron Dafeo)
 Boston Road ShutoutMarch 31, 2013 (2-0, Anton Khudobin)
 Buffalo Home ShutoutFebruary 8, 2012 (6-0, Ryan Miller)
 Buffalo Road ShutoutApril 5, 2008 (3-0, Jocelyn Thibault)

Boston Home Overtime WinApril 7, 2012
 (4-3; Patrice Bergeron, Shootout)

Boston Road Overtime WinNovember 23, 2011
 (4-3; Benoit Pouliot, Shootout)

Buffalo Home Overtime WinFebruary 24, 2012
 (2-1; Derek Roy, Shootout)

Buffalo Road Overtime WinApril 17, 2013
 (3-2; Drew Stafford, Shootout)

THE LONGEST BOSTON:

Win Streak vs. Buffalo6-0-0-0
 Losing Streak vs. Buffalo0-6-0-0
 Point Streak vs. Buffalo7-0-1-0

Home Win Streak vs. Buffalo10-0-0-0
 Home Losing Streak vs. Buffalo0-4-0-0
 Home Point Streak vs. Buffalo10-0-0-0

Road Win Streak vs. Buffalo3-0-0-0 (5x)
 Road Losing Streak vs. Buffalo0-6-0-0
 Road Point Streak vs. Buffalo4-0-2-0



Scotiabank Saddledome
Box 1540, Station M
Calgary, Alberta T2P 3B9
(403) 777-2177
www.calgaryflames.com

HOCKEY OPERATIONS:

President of Hockey Operations Brian Burke
 General Manager Jay Feaster
 Assistant General Managers:
 & Senior Vice President, Hockey Administration Michael Holditch
 & Player Personnel John Weisbrod
 Special Assistant to the General Manager Craig Conroy

COACHING STAFF:

Head Coach Bob Hartley
 Associate Coach Jacques Cloutier
 Assistant Coach Martin Gelinas
 Goaltending Coach Clint Malarchuk

COMMUNICATIONS STAFF:

Vice President of Communications Peter Hanlon
 Director of Communications & Media Relations Sean Kelso
 Administrative Assistant Bernie Hargrave

KEY STATS:

42nd NHL season (began play in Atlanta in 1972; moved to Calgary in 1980)
 Arena: Scotiabank Saddledome (capacity 19,289)
 Stanley Cups: 1 (1989)
 2012-13 Regular Season: 19-25-4 (42 pts; 4th in Northwest/13th in West)
 2013 Playoffs: Did not qualify

LAST BOSTON-CALGARY TRADE:

February 10, 2007: Boston acquired Andrew Ference and Chuck Kobasew from Calgary for Brad Stuart, Wayne Primeau and 2008 fourth round draft pick (T. J. Brodie).

2013-2014 SERIES SCHEDULE:

At Boston:

Tuesday, December 17

At Calgary:

Tuesday, December 10

LIFETIME RECORD vs. CALGARY:

At Home:

GP	W	L	T	OTL	GF	GA	PTS
50	31	12	6	1	182	132	69

On the Road:

GP	W	L	T	OTL	GF	GA	PTS
47	23	20	4	0	159	167	50

Overall:

GP	W	L	T	OTL	GF	GA	PTS
97	54	32	10	1	341	299	119

ENTERING 2013-2014:

Current Streak, Home 3-0-0
 Current Streak, Road 1-0-0
 Current Streak, Overall 3-0-0

Lifetime Shutouts For 6 (3 Home; 3 Road)
 Lifetime Shutouts Against 3 (1 Home; 2 Road)

Lifetime Overtime Record, Home 0-1-3
 Lifetime Overtime Record, Road 1-0-3
 Lifetime Overtime Record, Overall 1-1-6

Lifetime Shootout Record, Home 0-0
 Lifetime Shootout Record, Road 0-0
 Lifetime Shootout Record, Overall 0-0

THE LAST TIME vs. CALGARY:

Boston Home Win January 5, 2012 (9-0)
 Boston Road Win February 22, 2011 (3-1)

Calgary Home Win October 30, 2008 (3-2)
 Calgary Road Win December 18, 2003 (5-0)

Boston Series Sweep 2011-12 (1-0-0)
 Calgary Series Sweep 2008-09 (1-0-0)

Boston Home Shutout January 5, 2012 (9-0, Tuukka Rask)
 Boston Road Shutout October 18, 1997 (3-0, Byron Dafee)
 Calgary Home Shutout December 17, 2005 (3-0, Miikka Kiprusoff)
 Calgary Road Shutout December 18, 2003 (5-0, Jamie McLennan)

Boston Home Overtime Win None
 Boston Road Overtime Win October 18, 1987
 (6-5; Bob Sweeney, 2:27)

Calgary Home Overtime Win None
 Calgary Road Overtime Win January 24, 2000
 (4-3; Marc Savard, 1:56)

THE LONGEST BOSTON:

Win Streak vs. Calgary 5-0-0-0
 Losing Streak vs. Calgary 0-3-0-0 (4x)
 Point Streak vs. Calgary 5-0-2-0

Home Win Streak vs. Calgary 5-0-0-0
 Home Losing Streak vs. Calgary 0-3-0-0
 Home Point Streak vs. Calgary 8-0-1-0

Road Win Streak vs. Calgary 4-0-0-0
 Road Losing Streak vs. Calgary 0-3-0-0
 Road Point Streak vs. Calgary 4-0-0-0

CAROLINA HURRICANES



PNC Arena
1400 Edwards Mill Road
Raleigh, North Carolina 27607
(919) 467-7825
www.carolinahurricanes.com

HOCKEY OPERATIONS:

President & General Manager.....Jim Rutherford
 Vice President of Hockey Operations.....Ron Francis

COACHING STAFF:

Head Coach.....Kirk Muller
 Assistant Coaches.....Dave Lewis, John MacLean, Rod Brind'Amour
 Goaltending Coach.....Greg Stefan

COMMUNICATIONS STAFF:

Senior Director of Communications.....Mike Sundheim
 Director of Media Relations & Broadcasting.....Kyle Hanlin

KEY STATS:

35th NHL season (began play in Hartford in 1979; moved to Carolina in 1997)
 Arena: PNC Arena (capacity 18,680)
 Stanley Cups: 1 (2006)
 2012-13 Regular Season: 19-25-4 (42 pts, 3rd in Southeast; 13th in East)
 2013 Playoffs: Did not qualify

LAST BOSTON-CAROLINA TRADE:

July 5, 2011: Boston acquired Joe Corvo from Carolina for 2012 fourth round draft pick (Trevor Carrick).

2013-2014 SERIES SCHEDULE:

At Boston:

Saturday, November 23
 Saturday, March 15

At Carolina:

Monday, November 18

LIFETIME RECORD vs. CAROLINA:

At Home:

GP	W	L	T	OTL	GF	GA	PTS
93	53	32	7	1	320	246	114

On the Road:

GP	W	L	T	OTL	GF	GA	PTS
92	44	38	9	1	313	302	98

Overall:

GP	W	L	T	OTL	GF	GA	PTS
185	97	70	16	2	633	548	212

ENTERING 2013-2014:

Current Streak, Home.....1-0-0
 Current Streak, Road.....0-1-0
 Current Streak, Overall.....0-1-0

Lifetime Shutouts For.....9 (7 Home; 2 Road)
 Lifetime Shutouts Against.....12 (9 Home; 3 Road)

Lifetime Overtime Record, Home.....4-1-4
 Lifetime Overtime Record, Road.....6-4-7
 Lifetime Overtime Record, Overall.....10-5-11

Lifetime Shootout Record, Home.....0-1
 Lifetime Shootout Record, Road.....1-0
 Lifetime Shootout Record, Overall.....1-1

THE LAST TIME vs. CAROLINA:

Boston Home Win.....April 8, 2013 (6-2)
 Boston Road Win.....January 28, 2013 (5-3)

Carolina Home Win.....April 13, 2013 (4-2)
 Carolina Road Win.....February 2, 2012 (3-0)

Boston Series Sweep.....2008-09 (4-0-0)
 Carolina Series Sweep.....2011-12 (4-0-0)

Boston Home Shutout.....January 11, 2011 (7-0, Tim Thomas)
 Boston Road Shutout.....February 14, 1996 (3-0, Bill Ranford)
 Carolina Home Shutout.....April 13, 1996 (2-0, Sean Burke)
 Carolina Road Shutout.....February 2, 2012 (3-0, Cam Ward)

Boston Home Overtime Win.....January 2, 1993
 (3-2; Grigori Panteleev, 2:36)

Boston Road Overtime Win.....February 19, 2008
 (3-2; Phil Kessel, Shootout)

Carolina Home Overtime Win.....October 26, 2005
 (4-3; Matt Cullen, 3:24)

Carolina Road Overtime Win.....February 5, 2006
 (4-3; Doug Weight, Shootout)

THE LONGEST BOSTON:

Win Streak vs. Carolina.....7-0-0-0
 Losing Streak vs. Carolina.....0-4-0-0 (2x)
 Point Streak vs. Carolina.....10-0-2-0

Home Win Streak vs. Carolina.....11-0-0-0
 Home Losing Streak vs. Carolina.....0-4-0-0
 Home Point Streak vs. Carolina.....12-0-1-0

Road Win Streak vs. Carolina.....4-0-0-0
 Road Losing Streak vs. Carolina.....0-4-0-0
 Road Point Streak vs. Carolina.....4-0-2-0 (2x)

CHICAGO BLACKHAWKS



United Center
1901 W. Madison Street
Chicago, Illinois 60612
(312) 455-7000
www.chicagoblackhawks.com

HOCKEY OPERATIONS:

Vice President & General Manager Stan Bowman
Assistant General Manager Norm Maciver
Senior Advisor, Hockey Operations Scotty Bowman
Director of Player Personnel Pierre Gauthier

COACHING STAFF:

Head Coach Joel Quenneville
Assistant Coaches Mike Kitchen, Jamie Kompon
Goaltending Coach Steve Weeks

COMMUNICATIONS STAFF:

Senior Director of Communications & Community Relations Brandon Faber
Director of Public Relations Adam Rogowin
Manager of Media Relations Rob Tillotson
Public Relations Assistant Meghan Bower

KEY STATS:

88th NHL season (began play in 1926)
Arena: United Center (capacity 19,717)
Stanley Cups: 5 (1934, 1938, 1961, 2010, 2013)
2012-13 Regular Season: 36-7-5 (77 pts, 1st in Central/1st in West)
2013 Playoffs: Defeated Boston in SCF in six games

LAST BOSTON-CHICAGO TRADE:

April 2, 2013: Boston acquired Rob Flick from Chicago for Max Sauve.

2013-2014 SERIES SCHEDULE:

At Boston:

Thursday, March 27

At Chicago:

Sunday, January 19

LIFETIME RECORD vs. CHICAGO:

At Home:

GP	W	L	T	OTL	GF	GA	PTS
288	164	90	34	0	1,036	817	362

On the Road:

GP	W	L	T	OTL	GF	GA	PTS
290	97	145	45	3	781	937	242

Overall:

GP	W	L	T	OTL	GF	GA	PTS
578	261	235	79	3	1,817	1,754	604

ENTERING 2013-2014:

Current Streak, Home 1-0-0
Current Streak, Road 3-0-2
Current Streak, Overall 2-0-0

Lifetime Shutouts For 48 (23 Home; 25 Road)
Lifetime Shutouts Against 41 (11 Home; 30 Road)

Lifetime Overtime Record, Home 1-1-8
Lifetime Overtime Record, Road 3-5-12
Lifetime Overtime Record, Overall 4-6-20

Lifetime Shootout Record, Home 0-0
Lifetime Shootout Record, Road 2-1
Lifetime Shootout Record, Overall 2-1

THE LAST TIME vs. CHICAGO:

Boston Home Win March 29, 2011 (3-0)
Boston Road Win October 15, 2011 (3-2/SO)

Chicago Home Win December 18, 2009 (5-4/SO)
Chicago Road Win January 7, 2010 (5-2)

Boston Series Sweep 2011-12 (1-0-0)
Chicago Series Sweep 2009-10 (2-0-0)

Boston Home Shutout March 29, 2011 (3-0, Tim Thomas)
Boston Road Shutout February 27, 1994 (4-0, Jon Casey)
Chicago Home Shutout March 15, 1998 (1-0, Jeff Hackett)
Chicago Road Shutout January 17, 1970 (1-0, Tony Esposito)

Boston Home Overtime Win March 15, 1927
(2-1; Sprague Cleghorn, 18:00)

Boston Road Overtime Win October 15, 2011
(3-2; Tyler Seguin/Shootout)

Chicago Home Overtime Win December 18, 2009
(5-4; Jonathan Toews/Shootout)

Chicago Road Overtime Win November 24, 1930
(4-3; Ty Arbour, 6:51)

THE LONGEST BOSTON:

Win Streak vs. Chicago 13-0-0-0
Losing Streak vs. Chicago 0-7-0-0 (2x)
Point Streak vs. Chicago 14-0-1-0

Home Win Streak vs. Chicago 13-0-0-0
Home Losing Streak vs. Chicago 0-5-0-0
Home Point Streak vs. Chicago 13-0-2-0

Road Win Streak vs. Chicago 6-0-0-0 (2x)
Road Losing Streak vs. Chicago 0-9-0-0
Road Point Streak vs. Chicago 5-0-3-0

COLORADO AVALANCHE



Pepsi Center
1000 Chopper Circle
Denver, Colorado 80204
(303) 405-1100
www.coloradoavalanche.com

HOCKEY OPERATIONS:

Executive Vice President of Hockey Operations Joe Sakic
 General Manager Greg Sherman
 Assistant General Manager Craig Billington
 Vice President of Hockey Operations Patrick Roy
 Director of Player Personnel Brad Smith

COACHING STAFF:

Head Coach Patrick Roy
 Assistant Coaches Tim Army, Andre Tourigny
 Goaltending Coach Francois Allaire

COMMUNICATIONS STAFF:

Senior Vice President of Communications &
 Business Operations Jean Martineau
 Executive Director of Media Services Brendan McNicholas
 Website & Media Relations Coordinator Ron Knabenbauer

KEY STATS:

35th NHL season (began play in Quebec in 1979; moved to Colorado in 1995)
 Arena: Pepsi Center (capacity 18,007)
 Stanley Cups: 2 (1996, 2001)
 2012-13 Regular Season: 16-25-7 (39 pts, 5th in Northwest/15th in West)
 2013 Playoffs: Did not qualify

LAST BOSTON-COLORADO TRADE:

November 29, 2010: Boston acquired Colby Cohen from Colorado for Matt Hunwick.

2013-2014 SERIES SCHEDULE:

At Boston:

Thursday, October 10

At Colorado:

Friday, March 21

LIFETIME RECORD vs. COLORADO:

At Home:

GP	W	L	T	OTL	GF	GA	PTS
65	31	24	9	1	243	199	72

On the Road:

GP	W	L	T	OTL	GF	GA	PTS
69	38	25	6	0	283	244	82

Overall:

GP	W	L	T	OTL	GF	GA	PTS
134	69	49	15	1	526	443	154

ENTERING 2013-2014:

Current Streak, Home 0-5-1-1
 Current Streak, Road 2-0-0-0
 Current Streak, Overall 0-1-0-0

Lifetime Shutouts For 4 (3 Home; 1 Road)
 Lifetime Shutouts Against 6 (5 Home; 1 Road)

Lifetime Overtime Record, Home 0-4-8
 Lifetime Overtime Record, Road 2-2-6
 Lifetime Overtime Record, Overall 2-6-14

Lifetime Shootout Record, Home 0-0
 Lifetime Shootout Record, Road 0-0
 Lifetime Shootout Record, Overall 0-0

THE LAST TIME vs. COLORADO:

Boston Home Win March 30, 1998 (4-1)
 Boston Road Win January 22, 2011 (6-2)

Colorado Home Win December 7, 2005 (4-1)
 Colorado Road Win October 10, 2011 (1-0)

Boston Series Sweep 2010-11 (1-0-0)
 Colorado Series Sweep 2011-12 (1-0-0)

Boston Home Shutout November 15, 1990 (6-0, Reggie Lemelin)
 Boston Road Shutout October 14, 1998 (3-0, Byron Dafeo)
 Colorado Home Shutout November 30, 1985 (2-0, Clint Malarchuk)
 Colorado Road Shutout October 10, 2011 (1-0, Semyon Varlamov)

Boston Home Overtime Win None
 Boston Road Overtime Win March 31, 1992
 (5-4; Brent Hughes, 4:24)

Colorado Home Overtime Win February 18, 1997
 (3-2; Claude Lemieux, 4:56)

Colorado Road Overtime Win February 4, 2003
 (3-2; Greg deVries, 4:17)

THE LONGEST BOSTON:

Win Streak vs. Colorado 8-0-0-0
 Losing Streak vs. Colorado 0-6-0-0
 Point Streak vs. Colorado 9-0-1-0

Home Win Streak vs. Colorado 7-0-0-0
 Home Losing Streak vs. Colorado 0-4-0-1
 Home Point Streak vs. Colorado 15-0-5-0

Road Win Streak vs. Colorado 4-0-0-0 (3x)
 Road Losing Streak vs. Colorado 0-5-0-0
 Road Point Streak vs. Colorado 8-0-1-0

COLUMBUS BLUE JACKETS



Nationwide Arena
200 W. Nationwide Boulevard
Columbus, Ohio 43215
(614) 246-4625
www.BlueJackets.com

HOCKEY OPERATIONS:

President of Hockey Operations John Davidson
 General Manager Jarmo Kekalainen
 Assistant General Managers Chris MacFarland, Bill Zito
 Senior Advisor to Hockey Operations Craig Patrick

COACHING STAFF:

Head Coach Todd Richards
 Associate Coaches Craig Hartsburg, Dan Hinote
 Goaltending Coach Ian Clark

COMMUNICATIONS STAFF:

Vice President of Communications & Team Services Todd Sharrock
 Director of Communications Karen Davis
 Manager of Communications Richard Bowness

KEY STATS:

14th NHL season (began play in 2000)
 Arena: Nationwide Arena (capacity 18,144)
 Stanley Cups: 0
 2012-13 Regular Season: 24-17-7 (55 pts, 4th in Central/9th in West)
 2013 Playoffs: Did not qualify

LAST BOSTON-COLUMBUS TRADE:

June 21, 2008: Boston acquired 2008 fourth round draft pick (Jamie Arniel) from Columbus for 2008 fourth (Steven Delisle) and fifth (Brent Regner) round draft picks.

2013-2014 SERIES SCHEDULE:

At Boston:

Thursday, November 14
 Saturday, November 30

At Columbus:

Saturday, October 12

LIFETIME RECORD vs. COLUMBUS:

At Home:

GP	W	L	T	OTL	GF	GA	PTS
5	3	2	0	0	14	11	6

On the Road:

GP	W	L	T	OTL	GF	GA	PTS
7	4	1	0	2	26	15	10

Overall:

GP	W	L	T	OTL	GF	GA	PTS
12	7	3	0	2	40	26	16

ENTERING 2013-2014:

Current Streak, Home 1-0-0
 Current Streak, Road 2-0-0
 Current Streak, Overall 3-0-0

Lifetime Shutouts For 3 (1 Home; 2 Road)
 Lifetime Shutouts Against 1 (0 Home; 1 Road)

Lifetime Overtime Record, Home 1-0-0
 Lifetime Overtime Record, Road 1-2-0
 Lifetime Overtime Record, Overall 2-2-0

Lifetime Shootout Record, Home 1-0
 Lifetime Shootout Record, Road 1-0
 Lifetime Shootout Record, Overall 2-0

THE LAST TIME vs. COLUMBUS:

Boston Home Win November 17, 2011 (2-1/SO)
 Boston Road Win December 10, 2011 (5-3)

Columbus Home Win March 10, 2009 (2-0)
 Columbus Road Win January 21, 2010 (3-2)

Boston Series Sweep 2011-12 (2-0-0)
 Columbus Series Sweep 2009-10 (1-0-0)

Boston Home Shutout December 15, 2007 (2-0, Alex Auld)
 Boston Road Shutout November 14, 2003 (4-0, Felix Potvin)
 Columbus Home Shutout March 10, 2009 (2-0, Steve Mason)
 Columbus Road Shutout None

Boston Home Overtime Win November 17, 2011
 (2-1; David Krejci, Shootout)

Boston Road Overtime Win March 15, 2011
 (3-2; Tyler Seguin, Shootout)

Columbus Home Overtime Win December 26, 2006
 (5-4; David Vyborny, 3:06)

Columbus Road Overtime Win None

THE LONGEST BOSTON:

Win Streak vs. Columbus 3-0-0-0 (2x)
 Losing Streak vs. Columbus 0-2-0-0 (2x)
 Point Streak vs. Columbus 4-0-0-1

Home Win Streak vs. Columbus 2-0-0-0
 Home Losing Streak vs. Columbus 0-1-0-0 (2x)
 Home Point Streak vs. Columbus 2-0-0-0

Road Win Streak vs. Columbus 2-0-0-0 (2x)
 Road Losing Streak vs. Columbus 0-1-0-1
 Road Point Streak vs. Columbus 2-0-0-2



Dr. Pepper StarCenter
2601 Avenue of the Stars
Frisco, Texas 75034
(214) 387-5500
www.dallasstars.com

HOCKEY OPERATIONS:

General Manager Jim Nill
 Assistant General Manager Les Jackson
 Advisor to Hockey Operations Mark Recchi

COACHING STAFF:

Head Coach Lindy Ruff
 Assistant Coaches Curt Fraser, James Patrick
 Goaltending Coach Mike Valley

COMMUNICATIONS STAFF:

Senior Director of Communications Tom Holy
 Media Relations Coordinators Greg Ramirez, Ben Fromstein
 Corporate Communications Coordinator Joe Calvillo

KEY STATS:

47th NHL season (began play in Minnesota in 1967; moved to Dallas in 1993)
 Arena: American Airlines Center (capacity 18,532)
 Stanley Cups: 1 (1999)
 2012-13 Regular Season: 22-22-4 (48 pts, 5th in Pacific/11th in West)
 2013 Playoffs: Did not qualify

LAST BOSTON-DALLAS TRADE:

July 4, 2013: Boston acquired Loui Eriksson, Matt Fraser, Reilly Smith and Joe Morrow from Dallas for Tyler Seguin, Rich Peverley and Ryan Button.

2013-2014 SERIES SCHEDULE:

At Boston:

Tuesday, November 5

At Dallas:

Thursday, January 16

LIFETIME RECORD vs. DALLAS:

At Home:

GP	W	L	T	OTL	GF	GA	PTS
63	43	9	10	1	270	152	97

On the Road:

GP	W	L	T	OTL	GF	GA	PTS
64	31	19	13	1	226	183	76

Overall:

GP	W	L	T	OTL	GF	GA	PTS
127	74	28	23	2	496	335	173

ENTERING 2013-2014:

Current Streak, Home 3-0-1-1
 Current Streak, Road 0-1-0-0
 Current Streak, Overall 0-1-0-0

Lifetime Shutouts For 15 (7 Home; 8 Road)
 Lifetime Shutouts Against 4 (2 Home; 2 Road)

Lifetime Overtime Record, Home 0-1-3
 Lifetime Overtime Record, Road 0-1-5
 Lifetime Overtime Record, Overall 0-2-8

Lifetime Shootout Record, Home 0-1
 Lifetime Shootout Record, Road 0-0
 Lifetime Shootout Record, Overall 0-1

THE LAST TIME vs. DALLAS:

Boston Home Win February 3, 2011 (6-3)
 Boston Road Win October 16, 2009 (3-0)

Dallas Home Win December 31, 2011 (4-2)
 Dallas Road Win January 14, 2006 (2-1/SO)

Boston Series Sweep 2010-11 (1-0-0)
 Dallas Series Sweep 2011-12 (1-0-0)

Boston Home Shutout January 21, 1980 (3-0, Gerry Cheevers)
 Boston Road Shutout October 16, 2009 (3-0, Tim Thomas)
 Dallas Home Shutout October 26, 1991 (4-0, Jon Casey)
 Dallas Road Shutout January 6, 2001 (4-0, Marty Turco)

Boston Home Overtime Win None
 Boston Road Overtime Win None
 Dallas Home Overtime Win February 23, 2001

(5-4; Joe Nieuwendyk, 1:00)
 Dallas Road Overtime Win January 14, 2006
 (2-1; Jussi Jokinen, Shootout)

THE LONGEST BOSTON:

Win Streak vs. Dallas 12-0-0-0
 Losing Streak vs. Dallas 0-3-0-0 (2x)
 Point Streak vs. Dallas 13-0-3-0

Home Win Streak vs. Dallas 7-0-0-0
 Home Losing Streak vs. Dallas 0-3-0-0
 Home Point Streak vs. Dallas 28-0-7-0

Road Win Streak vs. Dallas 10-0-0-0
 Road Losing Streak vs. Dallas 0-3-0-0 (2x)
 Road Point Streak vs. Dallas 10-0-1-0

DETROIT RED WINGS



Joe Louis Arena
19 Steve Yzerman Drive
Detroit, Michigan 48226
(313) 394-7000
www.detroitredwings.com

HOCKEY OPERATIONS:

Executive Vice President & General Manager..... Ken Holland
 Assistant General Manager, Hockey Administration Ryan Martin
 Advisor to Hockey Operations..... Chris Chelios
 Special Assistant to the General Manager..... Kris Draper

COACHING STAFF:

Head Coach..... Mike Babcock
 Associate Coach..... Tom Renney
 Assistant Coaches..... Bill Peters, Keith McKittrick
 Goaltending Coach..... Jim Bedard

COMMUNICATIONS STAFF:

Senior Director of Communications..... John Hahn
 Media Relations Manager..... Todd Beam
 Public Relations Coordinator..... Kyle Kujawa

KEY STATS:

88th NHL season (began play in 1926)
 Arena: Joe Louis Arena (capacity 20,066)
 Stanley Cups: 11 (1936, 1937, 1943, 1950, 1952, 1954, 1955, 1997, 1998, 2002, 2008)
 2012-13 Regular Season: 24-16-8 (56 pts, 3rd in Central/7th in West)
 2013 Playoffs: Lost in CSF to Chicago in seven games

LAST BOSTON-DETROIT TRADE:

January 17, 1994: Boston acquired Vincent Riendeau from Detroit for 1995 fifth round draft pick (Chad Wilchynski).

2013-2014 SERIES SCHEDULE:

At Boston:

Saturday, October 5
 Monday, October 14

At Detroit:

Wednesday, November 27
 Wednesday, April 2

LIFETIME RECORD vs. DETROIT:

At Home:

GP	W	L	T	OTL	GF	GA	PTS
291	155	91	43	2	1,015	774	355

On the Road:

GP	W	L	T	OTL	GF	GA	PTS
288	80	155	52	1	728	961	213

Overall:

GP	W	L	T	OTL	GF	GA	PTS
579	235	246	95	3	1,743	1,735	568

ENTERING 2013-2014:

Current Streak, Home.....0-1-1
 Current Streak, Road.....0-2-0
 Current Streak, Overall.....0-3-1

Lifetime Shutouts For.....46 (30 Home; 16 Road)
 Lifetime Shutouts Against.....50 (13 Home; 37 Road)

Lifetime Overtime Record, Home.....3-6-6
 Lifetime Overtime Record, Road.....5-4-13
 Lifetime Overtime Record, Overall.....8-10-19

Lifetime Shootout Record, Home.....0-1
 Lifetime Shootout Record, Road.....0-0
 Lifetime Shootout Record, Overall.....0-1

THE LAST TIME vs. DETROIT:

Boston Home Win.....November 29, 2008 (4-1)
 Boston Road Win.....March 11, 2007 (6-3)

Detroit Home Win.....February 13, 2011 (4-2)
 Detroit Road Win.....November 25, 2011 (3-2/SO)

Boston Series Sweep.....2008-09 (1-0-0)
 Detroit Series Sweep.....2011-12 (1-0-0)

Boston Home Shutout.....November 7, 1982 (7-0, Pete Peeters)
 Boston Road Shutout.....January 7, 2004 (3-0, Andrew Raycroft)
 Detroit Home Shutout.....November 3, 2009 (2-0, Chris Osgood)
 Detroit Road Shutout.....December 28, 1965 (1-0, Roger Crozier)

Boston Home Overtime Win.....January 10, 2004
 (2-1; Joe Thornton, 2:30)

Boston Road Overtime Win.....December 4, 1990
 (5-4; Randy Burridge, 1:03)

Detroit Home Overtime Win.....November 7, 2002
 (2-1; Sergei Fedorov, 2:08)

Detroit Road Overtime Win.....November 25, 2011
 (3-2; Todd Bertuzzi, Shootout)

THE LONGEST BOSTON:

Win Streak vs. Detroit.....9-0-0-0
 Losing Streak vs. Detroit.....0-15-0-0
 Point Streak vs. Detroit.....13-0-2-0

Home Win Streak vs. Detroit.....17-0-0-0
 Home Losing Streak vs. Detroit.....0-7-0-0 (2x)
 Home Point Streak vs. Detroit.....18-0-4-0

Road Win Streak vs. Detroit.....6-0-0-0
 Road Losing Streak vs. Detroit.....0-10-0-0
 Road Point Streak vs. Detroit.....7-0-4-0



Rexall Place
11230 - 110 Street
Edmonton, Alberta T5G 3H7
(780) 414-4625
www.edmontonoilers.com

HOCKEY OPERATIONS:

President of Hockey Operations Kevin Lowe
 General Manager Craig MacTavish
 Senior Vice President of Hockey Operations Scott Howson
 Assistant General Manager &
 Director of Hockey Operations & Legal Affairs Ricky Olczyk

COACHING STAFF:

Head Coach Dallas Eakins
 Assistant Coaches Kelly Buchberger, Steve Smith
 Goaltending Coach Frederic Chabot

COMMUNICATIONS STAFF:

Director of Communications & Media Relations J. J. Hebert
 Manager of Communications & Team Services Patrick Garland
 Coordinator of Communications & Media Relations Shawn May

KEY STATS:

35th NHL season (began play in 1979)
 Arena: Rexall Place (capacity 16,839)
 Stanley Cups: 5 (1984, 1985, 1987, 1988, 1990)
 2012-13 Regular Season: 19-22-7 (45 pts, 3rd in Northwest/12th in West)
 2013 Playoffs: Did not qualify

LAST BOSTON-EDMONTON TRADE:

March 2, 2010: Boston acquired Cody Wild from Edmonton for Matt Marquardt.

2013-2014 SERIES SCHEDULE:

At Boston:

Saturday, February 1

At Edmonton:

Thursday, December 12

LIFETIME RECORD vs. EDMONTON:

At Home:

GP	W	L	T	OTL	GF	GA	PTS
33	24	6	3	0	137	83	51

On the Road:

GP	W	L	T	OTL	GF	GA	PTS
32	18	11	3	0	106	104	39

Overall:

GP	W	L	T	OTL	GF	GA	PTS
65	42	17	6	0	243	187	90

ENTERING 2013-2014:

Current Streak, Home 7-0-1-0
 Current Streak, Road 4-0-0-0
 Current Streak, Overall 10-0-0-0

Lifetime Shutouts For 6 (3 Home; 3 Road)
 Lifetime Shutouts Against 2 (1 Home; 1 Road)

Lifetime Overtime Record, Home 3-1-3
 Lifetime Overtime Record, Road 3-0-3
 Lifetime Overtime Record, Overall 6-1-6

Lifetime Shootout Record, Home 0-0
 Lifetime Shootout Record, Road 0-0
 Lifetime Shootout Record, Overall 0-0

THE LAST TIME vs. EDMONTON:

Boston Home Win November 10, 2011 (6-3)
 Boston Road Win February 27, 2011 (3-2)

Edmonton Home Win October 17, 2000 (6-1)
 Edmonton Road Win November 7, 1996 (6-0)

Boston Series Sweep 2011-12 (1-0-0)
 Edmonton Series Sweep 2000-01 (1-0-0-0)

Boston Home Shutout October 31, 2009 (2-0, Tuukka Rask)
 Boston Road Shutout October 27, 2008 (1-0/OT, Tim Thomas)
 Edmonton Home Shutout December 30, 1983 (2-0, Grant Fuhr)
 Edmonton Road Shutout November 7, 1996 (6-0, Curtis Joseph)

Boston Home Overtime Win October 27, 2008
 (1-0; Dennis Wideman, 3:18)

Boston Road Overtime Win December 3, 2005
 (5-4; David Tanabe, 4:30)

Edmonton Home Overtime Win None
 Edmonton Road Overtime Win February 27, 1996
 (4-3; Mariusz Czerkawski, 4:40)

THE LONGEST BOSTON:

Win Streak vs. Edmonton 10-0-0-0
 Losing Streak vs. Edmonton 0-3-0-0 (2x)
 Point Streak vs. Edmonton 10-0-0-0

Home Win Streak vs. Edmonton 6-0-0-0 (2x)
 Home Losing Streak vs. Edmonton 0-2-0-0 (2x)
 Home Point Streak vs. Edmonton 8-0-1-1

Road Win Streak vs. Edmonton 4-0-0-0
 Road Losing Streak vs. Edmonton 0-4-0-0 (2x)
 Road Point Streak vs. Edmonton 4-0-0-0 (4x)

FLORIDA PANTHERS



BB&T Center
One Panther Parkway
Sunrise, Florida 33323
(954) 835-7000
www.floridapanthers.com

HOCKEY OPERATIONS:

Executive Vice President of Hockey Operations & Dale Tallon
 General Manager Mike Santos
 Assistant General Manager

COACHING STAFF:

Head Coach Kevin Dineen
 Assistant Coaches Gord Murphy, Craig Ramsay
 Goaltending Coach Robb Tallas

COMMUNICATIONS STAFF:

Senior Vice President of Communications & Public Affairs Matt Sacco
 Director of Communications Justin Copertino
 Senior Manager of Communications & Digital Media Glenn Odebralski

KEY STATS:

21st NHL season (began play in 1993)
 Arena: BB&T Center (capacity 17,040)
 Stanley Cups: 0
 2012-13 Regular Season: 15-27-6 (36 pts, 5th in Southeast/15th in East)
 2013 Playoffs: Did not qualify

LAST BOSTON-FLORIDA TRADE:

December 9, 2010: Boston acquired Sean Zimmerman from Florida for Jeff LoVecchio and Jordan Knackstedt.

2013-2014 SERIES SCHEDULE:

At Boston:

Thursday, November 7
 Tuesday, January 28
 Tuesday, March 4

At Florida:

Thursday, October 17
 Sunday, March 9

LIFETIME RECORD vs. FLORIDA:

At Home:

GP	W	L	T	OTL	GF	GA	PTS
38	16	15	4	3	102	87	39

On the Road:

GP	W	L	T	OTL	GF	GA	PTS
36	20	13	2	1	105	104	43

Overall:

GP	W	L	T	OTL	GF	GA	PTS
74	36	28	6	4	207	191	82

ENTERING 2013-2014:

Current Streak, Home 3-0-0
 Current Streak, Road 1-0-0
 Current Streak, Overall 3-0-0

Lifetime Shutouts For 7 (5 Home; 2 Road)
 Lifetime Shutouts Against 10 (6 Home; 4 Road)

Lifetime Overtime Record, Home 0-4-4
 Lifetime Overtime Record, Road 5-1-2
 Lifetime Overtime Record, Overall 5-5-6

Lifetime Shootout Record, Home 0-2
 Lifetime Shootout Record, Road 4-0
 Lifetime Shootout Record, Overall 4-2

THE LAST TIME vs. FLORIDA:

Boston Home Win April 21, 2013 (3-0)
 Boston Road Win February 24, 2013 (4-1)

Florida Home Win March 15, 2012 (6-2)
 Florida Road Win December 8, 2011 (2-0)

Boston Series Sweep 2012-13 (3-0-0)
 Florida Series Sweep 2006-07 (4-0-0)

Boston Home Shutout April 21, 2013 (3-0, Tuukka Rask)
 Boston Road Shutout December 6, 2008 (4-0, Manny Fernandez)
 Florida Home Shutout February 21, 2009 (2-0, Tomas Vokoun)
 Florida Road Shutout December 8, 2011 (2-0, Jose Theodore)

Boston Home Overtime Win None
 Boston Road Overtime Win January 16, 2012 (3-2; David Krejci, Shootout)

Florida Home Overtime Win January 22, 2000 (4-3; Pavel Bure, 1:31)

Florida Road Overtime Win November 12, 2009 (1-0; Cory Stillman, Shootout)

THE LONGEST BOSTON:

Win Streak vs. Florida 4-0-0-0 (2x)
 Losing Streak vs. Florida 0-5-0-1
 Point Streak vs. Florida 4-0-1-0 (2x)

Home Win Streak vs. Florida 3-0-0-0
 Home Losing Streak vs. Florida 0-3-0-2
 Home Point Streak vs. Florida 3-0-1-0

Road Win Streak vs. Florida 5-0-0-0
 Road Losing Streak vs. Florida 0-3-0-1
 Road Point Streak vs. Florida 5-0-0-0

LOS ANGELES KINGS



Toyota Sports Center
555 North Nash Street
El Segundo, California 90245
(310) 535-4500
www.lakings.com

HOCKEY OPERATIONS:

President & General Manager..... Dean Lombardi
 Vice President, Hockey Operations & Legal Affairs..... Jeff Solomon
 Assistant General Manager..... Rob Blake
 Special Assistant to the General Manager..... Jack Ferreira

COACHING STAFF:

Head Coach..... Darryl Sutter
 Assistant Coaches..... John Stevens, Davis Payne
 Goaltending Coach..... Bill Ranford

COMMUNICATIONS STAFF:

Vice President of Communications & Broadcasting..... Michael Altieri
 Senior Director of Communications..... Jeff Moeller
 Senior Manager of Communications..... Mike Kalinowski
 Manager of Communications & Broadcasting..... Jeremy Zager

KEY STATS:

47th NHL season (began play in 1967)
 Arena: STAPLES Center (capacity 18,118)
 Stanley Cups: 1 (2012)
 2012-13 Regular Season: 27-16-5 (59 pts, 2nd in Pacific/5th in West)
 2013 Playoffs: Lost in CF to Chicago in five games

LAST BOSTON-LOS ANGELES TRADE:

December 11, 2010: Future considerations acquired from Los Angeles for Marco Sturm.

2013-2014 SERIES SCHEDULE:

At Boston:

Monday, January 20

At Los Angeles:

Thursday, January 9

LIFETIME RECORD vs. LOS ANGELES:

At Home:

GP	W	L	T	OTL	GF	GA	PTS
66	45	12	6	3	297	185	99

On the Road:

GP	W	L	T	OTL	GF	GA	PTS
65	35	22	7	1	239	224	78

Overall:

GP	W	L	T	OTL	GF	GA	PTS
131	80	34	13	4	536	409	177

ENTERING 2013-2014:

Current Streak, Home..... 1-0-3
 Current Streak, Road..... 1-0-0
 Current Streak, Overall..... 2-0-0

Lifetime Shutouts For..... 9 (8 Home; 1 Road)
 Lifetime Shutouts Against..... 9 (2 Home; 7 Road)

Lifetime Overtime Record, Home..... 3-4-4
 Lifetime Overtime Record, Road..... 3-3-4
 Lifetime Overtime Record, Overall..... 6-7-8

Lifetime Shootout Record, Home..... 0-2
 Lifetime Shootout Record, Road..... 0-1
 Lifetime Shootout Record, Overall..... 0-3

THE LAST TIME vs. LOS ANGELES:

Boston Home Win..... December 13, 2011 (3-0)
 Boston Road Win..... March 24, 2012 (4-2)

Los Angeles Home Win..... January 24, 2011 (2-0)
 Los Angeles Road Win..... November 20, 2010 (4-3/SO)

Boston Series Sweep..... 2011-12 (2-0-0)
 Los Angeles Series Sweep..... 2010-11 (2-0-0)

Boston Home Shutout..... December 13, 2011 (3-0, Tuukka Rask)
 Boston Road Shutout..... January 3, 1976 (3-0, Dave Reece)
 Los Angeles Home Shutout..... January 24, 2011 (2-0, Jonathan Quick)
 Los Angeles Road Shutout..... January 12, 2006 (6-0, Mathieu Garon)

Boston Home Overtime Win..... November 2, 1989
 (5-4; Bob Sweeney, 1:43)

Boston Road Overtime Win..... March 22, 2003
 (4-3; Glen Murray, 2:05)

Los Angeles Home Overtime Win..... October 16, 1998
 (2-1; Luc Robitaille, 2:47)

Los Angeles Road Overtime Win..... November 20, 2010
 (4-3; Michal Handzus, Shootout)

THE LONGEST BOSTON:

Win Streak vs. Los Angeles..... 10-0-0-0
 Losing Streak vs. Los Angeles..... 0-1-0-4
 Point Streak vs. Los Angeles..... 14-0-1-0

Home Win Streak vs. Los Angeles..... 10-0-0-0 (2x)
 Home Losing Streak vs. Los Angeles..... 0-1-0-3
 Home Point Streak vs. Los Angeles..... 10-0-1-0 (2x)

Road Win Streak vs. Los Angeles..... 4-0-0-0 (2x)
 Road Losing Streak vs. Los Angeles..... 0-1-0-1 (3x)
 Road Point Streak vs. Los Angeles..... 3-0-2-0 (2x)

MINNESOTA WILD



Xcel Energy Center
317 Washington Street
St. Paul, Minnesota 55102
(651) 602-6000
www.wild.com

HOCKEY OPERATIONS:

General Manager Chuck Fletcher
 Assistant General Manager Brent Flahr
 Assistant to the General Manager Jim Mill
 Director of Player Personnel Blair MacKasey

COACHING STAFF:

Head Coach Mike Yeo
 Assistant Coaches Rick Wilson, Darryl Sydor, Darby Hendrickson
 Goaltending Coach Bob Mason

COMMUNICATIONS STAFF:

Director of Media Relations Aaron Sickman
 Coordinator of Media Relations Carly Peters

KEY STATS:

14th NHL season (began play in 2000)
 Arena: Xcel Energy Center (capacity 17,954)
 Stanley Cups: 0
 2012-13 Regular Season: 26-19-3 (55 pts, 2nd in Northwest/8th in West)
 2013 Playoffs: Lost in CQF to Chicago in five games

LAST BOSTON-MINNESOTA TRADE:

February 27, 2012: Boston acquired Greg Zanon from Minnesota for Steven Kampfer.

2013-2014 SERIES SCHEDULE:

At Boston:

Monday, March 17

At Minnesota:

Tuesday, April 8

LIFETIME RECORD vs. MINNESOTA:

At Home:

GP	W	L	T	OTL	GF	GA	PTS
6	0	6	0	0	6	19	0

On the Road:

GP	W	L	T	OTL	GF	GA	PTS
6	2	4	0	0	10	16	4

Overall:

GP	W	L	T	OTL	GF	GA	PTS
12	2	10	0	0	16	35	4

ENTERING 2013-2014:

Current Streak, Home 0-6-0
 Current Streak, Road 0-1-0
 Current Streak, Overall 0-2-0

Lifetime Shutouts For 0 (0 Home; 0 Road)
 Lifetime Shutouts Against 3 (2 Home; 1 Road)

Lifetime Overtime Record, Home 0-0-0
 Lifetime Overtime Record, Road 1-0-0
 Lifetime Overtime Record, Overall 1-0-0

Lifetime Shootout Record, Home 0-0
 Lifetime Shootout Record, Road 1-0
 Lifetime Shootout Record, Overall 1-0

THE LAST TIME vs. MINNESOTA:

Boston Home Win None
 Boston Road Win November 25, 2009 (2-1/SO)

Minnesota Home Win February 19, 2012 (2-0)
 Minnesota Road Win January 6, 2011 (3-1)

Boston Series Sweep 2009-10 (1-0-0)
 Minnesota Series Sweep 2011-12 (1-0-0)

Boston Home Shutout None
 Boston Road Shutout None
 Minnesota Home Shutout February 19, 2012 (2-0, Niklas Backstrom)
 Minnesota Road Shutout January 6, 2009 (1-0, Niklas Backstrom)

Boston Home Overtime Win None
 Boston Road Overtime Win November 25, 2009
 (2-1; David Krejci, Shootout)

Minnesota Home Overtime Win None
 Minnesota Road Overtime Win None

THE LONGEST BOSTON:

Win Streak vs. Minnesota 1-0-0-0 (2x)
 Losing Streak vs. Minnesota 0-6-0-0
 Point Streak vs. Minnesota 1-0-0-0 (2x)

Home Win Streak vs. Minnesota None
 Home Losing Streak vs. Minnesota 0-6-0-0
 Home Point Streak vs. Minnesota None

Road Win Streak vs. Minnesota 1-0-0-0 (2x)
 Road Losing Streak vs. Minnesota 0-2-0-0
 Road Point Streak vs. Minnesota 1-0-0-0 (2x)

MONTREAL CANADIENS



Bell Centre
1909, avenue des Canadiens-de-Montreal
Montreal, Quebec H4B 5G0
(514) 932-2582
www.canadiens.com

HOCKEY OPERATIONS:

Executive Vice President, Hockey & General Manager.....Marc Bergevin
 Assistant General Managers.....Larry Carriere, Rick Dudley
 Director of Player Personnel.....Scott Mellanby

COACHING STAFF:

Head Coach.....Michel Therrien
 Assistant Coaches.....Clement Jodoin, Gerard Gallant, Jean-Jacques Daigneault
 Goaltending Coach.....Stephane Waite

COMMUNICATIONS STAFF:

Senior Vice President of Communications.....Donald Beauchamp
 Director of Media Relations.....Dominick Saillant
 Administrative Assistant to the
 Vice President of Communications.....Sylvie Lambert
 Manager of Research & Translation.....Carl Lavigne
 Communications Coordinator.....Francois Marchand

KEY STATS:

97th NHL season (began play in 1917 at formation of NHL; 105th franchise season)
 Arena: Bell Centre (capacity 21,273)
 Stanley Cups: 23 NHL (1924, 1930, 1931, 1944, 1946, 1953, 1956, 1957, 1958, 1959, 1960, 1965, 1966, 1968, 1969, 1971, 1973, 1976, 1977, 1978, 1979, 1986, 1993)
 2012-13 Regular Season: 29-14-5 (63 pts, 1st in Northeast/2nd in East)
 2013 Playoffs: Lost in CQF to Ottawa in five games

LAST BOSTON-MONTREAL TRADE:

February 21, 2001: Boston acquired Eric Weinrich from Montreal for Patrick Traverse.

2013-2014 SERIES SCHEDULE:

At Boston:

Thursday, January 30
 Monday, March 24

At Montreal:

Thursday, December 5
 Wednesday, March 12

LIFETIME RECORD vs. MONTREAL:

At Home:

GP	W	L	T	OTL	GF	GA	PTS
361	165	135	56	5	1,064	980	391

On the Road:

GP	W	L	T	OTL	GF	GA	PTS
360	105	205	47	3	844	1,203	260

Overall:

GP	W	L	T	OTL	GF	GA	PTS
721	270	340	103	8	1,908	2,183	651

ENTERING 2013-2014:

Current Streak, Home.....0-1-1
 Current Streak, Road.....0-1-0
 Current Streak, Overall.....0-2-1

Lifetime Shutouts For.....58 (34 Home; 24 Road)
 Lifetime Shutouts Against.....53 (20 Home; 33 Road)

Lifetime Overtime Record, Home.....8-6-13
 Lifetime Overtime Record, Road.....6-6-18
 Lifetime Overtime Record, Overall.....14-12-31

Lifetime Shootout Record, Home.....0-3
 Lifetime Shootout Record, Road.....2-2
 Lifetime Shootout Record, Overall.....2-4

THE LAST TIME vs. MONTREAL:

Boston Home Win.....January 12, 2012 (2-1)
 Boston Road Win.....February 6, 2013 (2-1)

Montreal Home Win.....April 6, 2013 (2-1)
 Montreal Road Win.....March 27, 2013 (6-5/SO)

Boston Series Sweep.....1994-95 (4-0-0)
 Montreal Series Sweep.....2007-08 (8-0-0)

Boston Home Shutout.....March 24, 2011 (7-0, Tim Thomas)
 Boston Road Shutout.....November 21, 2011 (1-0, Tim Thomas)
 Montreal Home Shutout.....April 3, 2007 (2-0, Jaroslav Halak)
 Montreal Road Shutout.....March 9, 2006 (3-0, Cristobal Huet)

Boston Home Overtime Win.....April 9, 2009
 (5-4; Mark Recchi, 2:42)

Boston Road Overtime Win.....February 15, 2012
 (4-3; Tyler Seguin, Shootout)

Montreal Home Overtime Win.....January 8, 2011
 (3-2; Max Pacioretty, 3:43)

Montreal Road Overtime Win.....March 27, 2013
 (6-5; Brendan Gallagher, Shootout)

THE LONGEST BOSTON:

Win Streak vs. Montreal.....9-0-0-0
 Losing Streak vs. Montreal.....0-10-0-1
 Point Streak vs. Montreal.....11-0-1-0

Home Win Streak vs. Montreal.....11-0-0-0
 Home Losing Streak vs. Montreal.....0-5-0-0 (4x)
 Home Point Streak vs. Montreal.....13-0-2-0

Road Win Streak vs. Montreal.....4-0-0-0
 Road Losing Streak vs. Montreal.....0-14-0-0
 Road Point Streak vs. Montreal.....4-0-3-0

NASHVILLE PREDATORS



Bridgestone Arena
501 Broadway
Nashville, Tennessee 37203
(615) 770-2300
www.nashvillepredators.com

HOCKEY OPERATIONS:

President of Hockey Operations & General Manager.....David Poile
 Assistant General Manager.....Paul Fenton
 Director of Hockey Operations.....Brian Poile
 Advisor to Hockey Operations.....Brent Peterson

COACHING STAFF:

Head Coach.....Barry Trotz
 Associate Coach.....Peter Horachek
 Assistant Coaches.....Lane Lambert, Phil Housley
 Goaltending Coach.....Mitch Korn

COMMUNICATIONS STAFF:

Senior Vice President of Hockey Communications
 and Public Relations.....Gerry Helper
 Manager of Hockey Communications.....Kevin Wilson

KEY STATS:

16th NHL season (began play in 1998)
 Arena: Bridgestone Arena (capacity 17,113)
 Stanley Cups: 0
 2012-13 Regular Season: 16-23-9 (41 pts, 5th in Central/14th in West)
 2013 Playoffs: Did not qualify

LAST BOSTON-NASHVILLE TRADE:

None.

2013-2014 SERIES SCHEDULE:

At Boston:

Thursday, January 2

At Nashville:

Monday, December 23

LIFETIME RECORD vs. NASHVILLE:

At Home:

GP	W	L	T	OTL	GF	GA	PTS
8	5	2	1	0	24	15	11

On the Road:

GP	W	L	T	OTL	GF	GA	PTS
9	4	2	0	3	21	25	11

Overall:

GP	W	L	T	OTL	GF	GA	PTS
17	9	4	1	3	45	40	22

ENTERING 2013-2014:

Current Streak, Home.....3-0-0
 Current Streak, Road.....0-1-2
 Current Streak, Overall.....3-0-2

Lifetime Shutouts For.....0 (0 Home; 0 Road)
 Lifetime Shutouts Against.....2 (0 Home; 2 Road)

Lifetime Overtime Record, Home.....1-0-1
 Lifetime Overtime Record, Road.....0-3-0
 Lifetime Overtime Record, Overall.....1-3-1

Lifetime Shootout Record, Home.....1-0
 Lifetime Shootout Record, Road.....0-1
 Lifetime Shootout Record, Overall.....1-1

THE LAST TIME vs. NASHVILLE:

Boston Home Win.....February 11, 2012 (4-3/SO)
 Boston Road Win.....March 9, 2004 (3-2)

Nashville Home Win.....March 17, 2011 (4-3/OT)
 Nashville Road Win.....November 28, 2003 (2-1)

Boston Series Sweep.....2011-12 (1-0-0)
 Nashville Series Sweep.....2010-11 (1-0-0)

Boston Home Shutout.....None
 Boston Road Shutout.....None
 Nashville Home Shutout.....December 30, 2006 (5-0, Chris Mason)
 Nashville Road Shutout.....None

Boston Home Overtime Win.....February 11, 2012
 (4-3; Tyler Seguin, Shootout)

Boston Road Overtime Win.....None
 Nashville Home Overtime Win.....March 17, 2011
 (4-3; Shea Weber, 3:37)

Nashville Road Overtime Win.....None

THE LONGEST BOSTON:

Win Streak vs. Nashville.....3-0-0-0
 Losing Streak vs. Nashville.....0-2-0-0
 Point Streak vs. Nashville.....3-0-0-2

Home Win Streak vs. Nashville.....3-0-0-0
 Home Losing Streak vs. Nashville.....0-1-0-0 (2x)
 Home Point Streak vs. Nashville.....3-0-0-0

Road Win Streak vs. Nashville.....2-0-0-0
 Road Losing Streak vs. Nashville.....0-1-0-2
 Road Point Streak vs. Nashville.....3-0-0-1

NEW JERSEY DEVILS



Prudential Center
25 Lafayette Street
Newark, New Jersey 07102
(973) 757-6100
www.newjerseydevils.com

HOCKEY OPERATIONS:

Chief Executive Officer, President & General Manager Lou Lamoriello
 Executive Vice President of Hockey Operations &
 Director of Scouting David Conte
 Senior Vice President of Hockey Operations Chris Lamoriello
 Vice President of Hockey Operations Steve Pellegrini

COACHING STAFF:

Head Coach Peter DeBoer
 Assistant Coaches Dave Barr, Scott Stevens, Mike Foligno
 Goaltending Coach Chris Terreri

COMMUNICATIONS STAFF:

Senior Vice President of Communications Mike Levine
 Director of Communications Pete Albiets
 Assistant Director of Communications Dan Beam
 Staff Assistant Valentino Sisti

KEY STATS:

40th NHL season (began play in Kansas City in 1974; moved to Colorado in 1976; moved to New Jersey in 1982)
 Arena: Prudential Center (capacity 17,625)
 Stanley Cups: 3 (1995, 2000, 2003)
 2012-13 Regular Season: 19-19-10 (48 pts, 5th in Atlantic/11th in East)
 2013 Playoffs: Did not qualify

LAST BOSTON-NEW JERSEY TRADE:

October 16, 1991: Boston acquired Al Stewart from New Jersey for future considerations.

2013-2014 SERIES SCHEDULE:

At Boston:

Saturday, October 26

At New Jersey:

Tuesday, March 18

Sunday, April 13

LIFETIME RECORD vs. NEW JERSEY:

At Home:

GP	W	L	T	OTL	GF	GA	PTS
72	40	18	8	6	262	210	94

On the Road:

GP	W	L	T	OTL	GF	GA	PTS
68	34	19	11	4	212	171	83

Overall:

GP	W	L	T	OTL	GF	GA	PTS
140	74	37	19	10	474	381	177

ENTERING 2013-2014:

Current Streak, Home 6-0-1
 Current Streak, Road 3-0-0
 Current Streak, Overall 7-0-0

Lifetime Shutouts For 6 (4 Home; 2 Road)
 Lifetime Shutouts Against 5 (3 Home; 2 Road)

Lifetime Overtime Record, Home 5-7-8
 Lifetime Overtime Record, Road 1-4-4
 Lifetime Overtime Record, Overall 6-11-12

Lifetime Shootout Record, Home 1-2
 Lifetime Shootout Record, Road 0-1
 Lifetime Shootout Record, Overall 1-3

THE LAST TIME vs. NEW JERSEY:

Boston Home Win April 4, 2013 (1-0)
 Boston Road Win April 10, 2013 (5-4)

New Jersey Home Win April 10, 2011 (3-2)
 New Jersey Road Win November 27, 2009 (2-1/SO)

Boston Series Sweep 2012-13 (3-0-0)
 New Jersey Series Sweep 2005-06 (4-0-0)

Boston Home Shutout April 4, 2013 (1-0, Tuukka Rask)
 Boston Road Shutout March 30, 2010 (1-0/OT, Tuukka Rask)
 New Jersey Home Shutout February 13, 2009 (1-0, Scott Clemmensen)
 New Jersey Road Shutout December 30, 2002 (1-0, Martin Brodeur)

Boston Home Overtime Win January 13, 2013
 (2-1; Brad Marchand, Shootout)

Boston Road Overtime Win March 30, 2010
 (1-0; Patrice Bergeron, 4:41)

New Jersey Home Overtime Win April 2, 2008
 (3-2; Zach Parise, Shootout)

New Jersey Road Overtime Win November 27, 2009
 (2-1; Jamie Langenbrunner, Shootout)

THE LONGEST BOSTON:

Win Streak vs. New Jersey 7-0-0-0 (2x)
 Losing Streak vs. New Jersey 0-4-0-0
 Point Streak vs. New Jersey 4-0-3-2

Home Win Streak vs. New Jersey 7-0-0-0
 Home Losing Streak vs. New Jersey 0-2-0-2
 Home Point Streak vs. New Jersey 7-0-0-0

Road Win Streak vs. New Jersey 4-0-0-0
 Road Losing Streak vs. New Jersey 0-3-0-0
 Road Point Streak vs. New Jersey 8-0-4-0

NEW YORK ISLANDERS



**1255 Hempstead Turnpike
Uniondale, New York 11553
(516) 501-6700
www.newyorkislanders.com**

HOCKEY OPERATIONS:

General Manager Garth Snow
Senior Advisor to the General Manager Doug Weight
Assistant to the General Manager Kerry Gwydir

COACHING STAFF:

Head Coach Jack Capuano
Assistant Coaches Brent Thompson, Doug Weight, Matt Bertani
Goaltending Coach Mike Dunham

COMMUNICATIONS STAFF:

Director of Communications Kimber Auerbach
Communications Manager Jesse Eisenberg
Communications Coordinator Greg Picker

KEY STATS:

42nd NHL season (began play in 1972)
Arena: Nassau Veterans Memorial Coliseum (capacity 16,170)
Stanley Cups: 4 (1980, 1981, 1982, 1983)
2012-13 Regular Season: 24-17-7 (55 pts, 3rd in Atlantic/8th in East)
2013 Playoffs: Lost in CQF to Pittsburgh in six games

LAST BOSTON-NEW YORK TRADE:

February 7, 2013: Boston acquired future considerations from NY Islanders for Tim Thomas.

2013-2014 SERIES SCHEDULE:

At Boston:

Tuesday, December 31

At New York:

Saturday, November 2
Monday, January 27

LIFETIME RECORD vs. NEW YORK:

At Home:

GP	W	L	T	OTL	GF	GA	PTS
75	42	20	11	2	273	204	97

On the Road:

GP	W	L	T	OTL	GF	GA	PTS
76	35	29	10	2	247	241	82

Overall:

GP	W	L	T	OTL	GF	GA	PTS
151	77	49	21	4	520	445	179

ENTERING 2013-2014:

Current Streak, Home 0-1-0
Current Streak, Road 3-0-0
Current Streak, Overall 0-1-0

Lifetime Shutouts For 8 (3 Home; 5 Road)
Lifetime Shutouts Against 3 (0 Home; 3 Road)

Lifetime Overtime Record, Home 3-4-6
Lifetime Overtime Record, Road 0-2-9
Lifetime Overtime Record, Overall 3-6-15

Lifetime Shootout Record, Home 2-1
Lifetime Shootout Record, Road 0-0
Lifetime Shootout Record, Overall 2-1

THE LAST TIME vs. NEW YORK:

Boston Home Win January 25, 2013 (4-2)
Boston Road Win February 26, 2013 (4-1)

New York Home Win March 11, 2011 (4-2)
New York Road Win April 11, 2013 (2-1)

Boston Series Sweep 2008-09 (4-0-0)
New York Series Sweep 2005-06 (4-0-0)

Boston Home Shutout October 12, 1998 (3-0, Byron Dafeo)
Boston Road Shutout November 19, 2011 (6-0, Tim Thomas)
New York Home Shutout February 24, 2004 (0-0, Rick DiPietro)
New York Road Shutout None

Boston Home Overtime Win October 10, 2009
(4-3; Marc Savard, Shootout)

Boston Road Overtime Win None
New York Home Overtime Win December 12, 2009
(3-2; Frans Nielsen, 0:24)

New York Road Overtime Win January 11, 2007
(5-4; Jason Blake, Shootout)

THE LONGEST BOSTON:

Win Streak vs. New York 7-0-0-0
Losing Streak vs. New York 0-4-0-2
Point Streak vs. New York 9-0-2-0

Home Win Streak vs. New York 5-0-0-0
Home Losing Streak vs. New York 0-3-0-0
Home Point Streak vs. New York 6-0-4-0

Road Win Streak vs. New York 4-0-0-0
Road Losing Streak vs. New York 0-4-0-1
Road Point Streak vs. New York 5-0-1-0

NEW YORK RANGERS



Madison Square Garden
Two Pennsylvania Plaza, 14th Floor
New York, New York 10121
(212) 465-6486
www.newyorkrangers.com

HOCKEY OPERATIONS:

President & General Manager.....Glen Sather
 Assistant General Managers.....Jim Schoenfeld, Jeff Gorton
 Director of Player Personnel.....Gordie Clark

COACHING STAFF:

Head Coach.....Alain Vigneault
 Associate Coach.....Scott Arniel
 Assistant Coaches.....Dan Lacroix, Ulf Samuelsson
 Assistant Coach & Goaltending Coach.....Benoit Allaire

COMMUNICATIONS STAFF:

Vice President of Public Relations & Player Recruitment.....John Rosasco
 Director of Public Relations.....Brendan McIntyre
 Coordinator of Public Relations.....Dino Ticinelli

KEY STATS:

88th NHL season (began play in 1926)
 Arena: Madison Square Garden (capacity 18,200)
 Stanley Cups: 4 (1928, 1933, 1940, 1994)
 2012-13 Regular Season: 26-18-4 (56 pts, 2nd in Atlantic/6th in East)
 2013 Playoffs: Lost in CSF to Boston in five games

LAST BOSTON-NEW YORK TRADE:

February 27, 2007: Boston acquired Aaron Ward from NY Rangers for Paul Mara.

2013-2014 SERIES SCHEDULE:

At Boston:

Friday, November 29

At New York:

Tuesday, November 19
 Sunday, March 2

LIFETIME RECORD vs. NEW YORK:

At Home:

GP	W	L	T	OTL	GF	GA	PTS
314	166	100	42	6	1,103	871	380

On the Road:

GP	W	L	T	OTL	GF	GA	PTS
317	119	140	55	3	882	968	296

Overall:

GP	W	L	T	OTL	GF	GA	PTS
631	285	240	97	9	1,985	1,839	676

ENTERING 2013-2014:

Current Streak, Home.....1-0-1
 Current Streak, Road.....1-0-1
 Current Streak, Overall.....2-0-2

Lifetime Shutouts For.....34 (19 Home; 15 Road)
 Lifetime Shutouts Against.....40 (19 Home; 21 Road)

Lifetime Overtime Record, Home.....2-8-13
 Lifetime Overtime Record, Road.....4-6-17
 Lifetime Overtime Record, Overall.....6-14-30

Lifetime Shootout Record, Home.....2-3
 Lifetime Shootout Record, Road.....0-2
 Lifetime Shootout Record, Overall.....2-5

THE LAST TIME vs. NEW YORK:

Boston Home Win.....January 19, 2013 (3-1)
 Boston Road Win.....April 1, 2012 (2-1)

New York Home Win.....January 23, 2013 (4-3/OT)
 New York Road Win.....February 12, 2013 (4-3/SO)

Boston Series Sweep.....1982-83 (3-0-0)
 New York Series Sweep.....2006-07 (4-0-0)

Boston Home Shutout.....April 4, 2009 (1-0, Tim Thomas)
 Boston Road Shutout.....March 9, 2008 (0-1/SO, Alex Auld)
 New York Home Shutout.....November 1, 2009 (1-0, Henrik Lundqvist)
 New York Road Shutout.....February 14, 2012 (3-0, Henrik Lundqvist)

Boston Home Overtime Win.....January 19, 2008
 (4-3; Phil Kessel, Shootout)

Boston Road Overtime Win.....November 5, 1990
 (3-2; Bob Sweeney, 3:30)

New York Home Overtime Win.....January 23, 2013
 (4-3; Marian Gaborik, 0:27)

New York Road Overtime Win.....February 12, 2013
 (4-3; Ryan Callahan, Shootout)

THE LONGEST BOSTON:

Win Streak vs. New York.....7-0-0-0 (4x)
 Losing Streak vs. New York.....0-5-0-3
 Point Streak vs. New York.....13-0-3-0

Home Win Streak vs. New York.....10-0-0-0
 Home Losing Streak vs. New York.....0-6-0-0
 Home Point Streak vs. New York.....14-0-1-0

Road Win Streak vs. New York.....9-0-0-0
 Road Losing Streak vs. New York.....0-5-0-0
 Road Point Streak vs. New York.....9-0-0-0



Canadian Tire Centre
1000 Palladium Drive
Ottawa, Ontario K2V 1A5
(613) 599-0250
www.ottawasenators.com

HOCKEY OPERATIONS:

Executive Vice President & General Manager..... Bryan Murray
 Assistant General Manager..... Tim Murray
 Director of Player Personnel..... Pierre Dorion

COACHING STAFF:

Head Coach.....Paul MacLean
 Assistant Coaches.....Dave Cameron, Mark Reeds
 Goaltending Coach.....Rick Wamsley

COMMUNICATIONS STAFF:

Director of Communications..... Brian Morris
 Manager of Communications.....Chris Moore
 Coordinator of Communications.....Amanda Nigh

KEY STATS:

22nd NHL season (began play in 1992)
 Arena: Canadian Tire Centre (capacity 19,153)
 Stanley Cups: 0
 2012-13 Regular Season: 25-17-6 (56 pts, 4th in Northeast/7th in East)
 2013 Playoffs: Lost in CSF to Pittsburgh in five games

LAST BOSTON-OTTAWA TRADE:

February 15, 2011: Boston acquired Chris Kelly from Ottawa for 2011 second round draft pick (Shane Prince).

2013-2014 SERIES SCHEDULE:

At Boston:

Friday, December 27
 Saturday, February 8

At Ottawa:

Friday, November 15
 Saturday, December 28

LIFETIME RECORD vs. OTTAWA:

At Home:

GP	W	L	T	OTL	GF	GA	PTS
60	36	18	5	1	199	154	78

On the Road:

GP	W	L	T	OTL	GF	GA	PTS
57	33	15	3	6	173	135	75

Overall:

GP	W	L	T	OTL	GF	GA	PTS
117	69	33	8	7	372	289	153

ENTERING 2013-2014:

Current Streak, Home.....0-1-0
 Current Streak, Road.....11-0-0
 Current Streak, Overall.....0-1-0

Lifetime Shutouts For.....12 (5 Home; 7 Road)
 Lifetime Shutouts Against.....8 (5 Home; 3 Road)

Lifetime Overtime Record, Home.....3-1-5
 Lifetime Overtime Record, Road.....3-6-3
 Lifetime Overtime Record, Overall.....6-7-8

Lifetime Shootout Record, Home.....2-1
 Lifetime Shootout Record, Road.....3-0
 Lifetime Shootout Record, Overall.....5-1

THE LAST TIME vs. OTTAWA:

Boston Home Win.....April 2, 2013 (3-2)
 Boston Road Win.....March 21, 2013 (2-1)

Ottawa Home Win.....April 7, 2009 (3-2)
 Ottawa Road Win.....April 28, 2013 (4-2)

Boston Series Sweep.....1994-95 (4-0-0)
 Ottawa Series Sweep.....None

Boston Home Shutout.....January 11, 2011 (6-0, Tim Thomas)
 Boston Road Shutout.....March 1, 2011 (1-0, Tuukka Rask)
 Ottawa Home Shutout.....January 17, 2004 (4-0, Martin Prusek)
 Ottawa Road Shutout.....February 28, 2012 (1-0, Robin Lehner)

Boston Home Overtime Win.....February 28, 2013
 (2-1; Patrice Bergeron, 3:38)

Boston Road Overtime Win.....March 11, 2013
 (3-2; David Krejci, Shootout)

Ottawa Home Overtime Win.....February 12, 2004
 (3-2; Martin Havlat, 1:23)

Ottawa Road Overtime Win.....November 4, 2007
 (2-1; Daniel Alfredsson, Shootout)

THE LONGEST BOSTON:

Win Streak vs. Ottawa.....17-0-0-0
 Losing Streak vs. Ottawa.....0-2-0-2
 Point Streak vs. Ottawa.....20-0-2-0

Home Win Streak vs. Ottawa.....11-0-0-0
 Home Losing Streak vs. Ottawa.....0-3-0-0
 Home Point Streak vs. Ottawa.....11-0-0-0

Road Win Streak vs. Ottawa.....11-0-0-0
 Road Losing Streak vs. Ottawa.....0-4-0-3
 Road Point Streak vs. Ottawa.....11-0-0-0

PHILADELPHIA FLYERS



Wells Fargo Center
3601 South Broad Street
Philadelphia, Pennsylvania 19148
(215) 465-4500
www.philadelphiaflyers.com

HOCKEY OPERATIONS:

General Manager Paul Holmgren
 Director of Hockey Operations & Assistant General Manager Ron Hextall
 Assistant General Managers Barry Hanrahan, John Paddock
 Senior Vice President Bob Clarke
 Director of Player Personnel Dave Brown

COACHING STAFF:

Head Coach Peter Laviolette
 Assistant Coaches Joe Mullen, Kevin McCarthy, Craig Berube
 Goaltending Coach Jeff Reese

COMMUNICATIONS STAFF:

Senior Director of Communications Zack Hill
 Manager of Public Relations Joe Sivillo
 Manager of Broadcasting & Media Services Brian Smith

KEY STATS:

47th NHL season (began play in 1967)
 Arena: Wells Fargo Center (capacity 19,541)
 Stanley Cups: 2 (1974, 1975)
 2012-13 Regular Season: 23-22-3 (49 pts, 4th in Atlantic/10th in East)
 2013 Playoffs: Did not qualify

LAST BOSTON-PHILADELPHIA TRADE:

October 13, 2008: Boston acquired Ned Lukacevic and 2009 fourth round draft pick (Lane MacDermid) from Philadelphia for Andrew Alberts.

2013-2014 SERIES SCHEDULE:

At Boston:

Saturday, April 5

At Philadelphia:

Saturday, January 25
 Sunday, March 30

LIFETIME RECORD vs. PHILADELPHIA:

At Home:

GP	W	L	T	OTL	GF	GA	PTS
91	52	24	11	4	320	251	119

On the Road:

GP	W	L	T	OTL	GF	GA	PTS
89	42	35	10	2	271	283	96

Overall:

GP	W	L	T	OTL	GF	GA	PTS
180	94	59	21	6	591	534	215

ENTERING 2013-2014:

Current Streak, Home 2-0-0
 Current Streak, Road 0-2-0
 Current Streak, Overall 0-2-0

Lifetime Shutouts For 13 (7 Home; 6 Road)
 Lifetime Shutouts Against 4 (2 Home; 2 Road)

Lifetime Overtime Record, Home 5-4-5
 Lifetime Overtime Record, Road 4-2-5
 Lifetime Overtime Record, Overall 9-6-10

Lifetime Shootout Record, Home 1-0
 Lifetime Shootout Record, Road 1-1
 Lifetime Shootout Record, Overall 2-1

THE LAST TIME vs. PHILADELPHIA:

Boston Home Win March 9, 2013 (3-0)
 Boston Road Win January 22, 2012 (6-5/SO)

Philadelphia Home Win April 23, 2013 (5-2)
 Philadelphia Road Win October 6, 2011 (2-1)

Boston Series Sweep 1989-90 (3-0-0)
 Philadelphia Series Sweep None

Boston Home Shutout March 9, 2013 (3-0, Tuukka Rask)
 Boston Road Shutout December 17, 2011 (6-0, Tim Thomas)
 Philadelphia Home Shutout April 8, 2000 (3-0, Brian Boucher)
 Philadelphia Road Shutout January 2, 2006 (1-0, Antero Niittymaki)

Boston Home Overtime Win March 17, 2012
 (3-2; Patrice Bergeron, Shootout)
 Boston Road Overtime Win January 22, 2012
 (6-5; Tyler Seguin, Shootout)
 Philadelphia Home Overtime Win October 22, 2009
 (4-3; Claude Giroux, Shootout)
 Philadelphia Road Overtime Win December 11, 2010
 (2-1; Mike Richards, 4:57)

THE LONGEST BOSTON:

Win Streak vs. Philadelphia 15-0-0-0
 Losing Streak vs. Philadelphia 0-3-0-0 (5x)
 Point Streak vs. Philadelphia 23-0-4-0

Home Win Streak vs. Philadelphia 8-0-0-0
 Home Losing Streak vs. Philadelphia 0-2-0-0 (7x)
 Home Point Streak vs. Philadelphia 18-0-4-0

Road Win Streak vs. Philadelphia 9-0-0-0
 Road Losing Streak vs. Philadelphia 0-6-0-0
 Road Point Streak vs. Philadelphia 11-0-2-0

PHOENIX COYOTES



**6751 N. Sunset Boulevard, #200
Glendale, Arizona 85305
(623) 772-3200
www.PhoenixCoyotes.com**

HOCKEY OPERATIONS:

Executive Vice President & General Manager..... Don Maloney
Vice President of Hockey Operations &
Assistant General Manager.....Brad Treliving
Assistant to the General Manager Sean Burke

COACHING STAFF:

Head Coach..... Dave Tippett
Associate Coach..... Jim Playfair
Assistant Coach..... John Anderson
Goaltending Coach Sean Burke

COMMUNICATIONS STAFF:

Senior Director of CommunicationsRich Nairn
Senior Manager of Media Relations Chris Wojcik
Media Relations Coordinator Greg Dillard

KEY STATS:

35th NHL season (began play in Winnipeg in 1979; moved to Phoenix in 1996)
Arena: Jobing.com Arena (capacity 17,125)
Stanley Cups: 0
2012-13 Regular Season: 21-18-9 (51 pts, 4th in Pacific/10th in West)
2013 Playoffs: Did not qualify

LAST BOSTON-PHOENIX TRADE:

March 3, 2010: Boston acquired 2011 third round draft pick (Anthony Camara) from Phoenix for Derek Morris.

2013-2014 SERIES SCHEDULE:

At Boston:

Thursday, March 13

At Phoenix:

Saturday, March 22

LIFETIME RECORD vs. PHOENIX:

At Home:

GP	W	L	T	OTL	GF	GA	PTS
33	22	6	4	1	140	101	49

On the Road:

GP	W	L	T	OTL	GF	GA	PTS
34	17	14	3	0	111	107	37

Overall:

GP	W	L	T	OTL	GF	GA	PTS
67	39	20	7	1	251	208	86

ENTERING 2013-2014:

Current Streak, Home.....0-2-1-1
Current Streak, Road.....2-0-0-0
Current Streak, Overall.....2-0-0-0

Lifetime Shutouts For..... 3 (2 Home; 1 Road)
Lifetime Shutouts Against..... 1 (0 Home; 1 Road)

Lifetime Overtime Record, Home.....1-1-2
Lifetime Overtime Record, Road.....2-1-2
Lifetime Overtime Record, Overall.....3-2-4

Lifetime Shootout Record, Home..... 0-0
Lifetime Shootout Record, Road..... 0-0
Lifetime Shootout Record, Overall..... 0-0

THE LAST TIME vs. PHOENIX:

Boston Home Win..... March 19, 2002 (4-2)
Boston Road Win December 28, 2011 (2-1/OT)

Phoenix Home Win..... October 17, 2009 (4-1)
Phoenix Road Win *October 9, 2010 (5-2)

Boston Series Sweep..... 2011-12 (1-0-0)
Phoenix Series Sweep..... 2009-10 (1-0-0)

Boston Home Shutout..... December 13, 1999 (2-0, Byron Dafeo)
Boston Road Shutout..... *October 10, 2010 (3-0, Tim Thomas)
Phoenix Home Shutout..... December 28, 1990 (6-0, Bob Essensa)
Phoenix Road Shutout..... None

Boston Home Overtime Win..... March 24, 1988
(4-3; Ray Bourque, 0:52)

Boston Road Overtime Win..... December 28, 2011
(2-1; Dennis Seidenberg, 0:58)

Phoenix Home Overtime Win..... February 15, 1997
(5-4; Jayson More, 1:14)

Phoenix Road Overtime Win..... December 11, 2005
(2-1; Ladislav Nagy, 0:30)

THE LONGEST BOSTON:

Win Streak vs. Phoenix.....5-0-0-0 (3x)
Losing Streak vs. Phoenix.....0-2-0-0 (4x)
Point Streak vs. Phoenix.....7-0-2-0

Home Win Streak vs. Phoenix.....5-0-0-0 (2x)
Home Losing Streak vs. Phoenix.....0-2-0-1
Home Point Streak vs. Phoenix.....7-0-2-0

Road Win Streak vs. Phoenix.....3-0-0-0
Road Losing Streak vs. Phoenix.....0-4-0-0
Road Point Streak vs. Phoenix.....3-0-1-0

* - Game was played at O2 Arena in Prague, Czech Republic as part of the NHL Compuware Premiere series. Boston was the designated home team on Oct. 9, 2010 and Phoenix was the designated home team on Oct. 10, 2010.

PITTSBURGH PENGUINS



CONSOL Energy Center
1001 Fifth Avenue
Pittsburgh, Pennsylvania 15219
(412) 642-1300
www.pittsburghpenguins.com

HOCKEY OPERATIONS:

Executive Vice President & General Manager..... Ray Shero
 Assistant General Manager..... Jason Botterill
 Assistant to the General Manager..... Tom Fitzgerald
 Director of Player Personnel..... Dan MacKinnon

COACHING STAFF:

Head Coach..... Dan Bylsma
 Assistant Coaches..... Jaques Martin, Tony Granato, Todd Reirden
 Goaltending Coach..... Mike Bales

COMMUNICATIONS STAFF:

Vice President of Communications..... Tom McMillan
 Director of Communications..... Jennifer Bullano
 Manager of Communications..... Jason Seidling

KEY STATS:

47th NHL season (began play in 1967)
 Arena: CONSOL Energy Center (capacity 18,387)
 Stanley Cups: 3 (1991, 1992, 2009)
 2012-13 Regular Season: 36-12-0 (72 pts, 1st in Atlantic/1st in East)
 2013 Playoffs: Lost in CF to Boston in four games

LAST BOSTON-PITTSBURGH TRADE:

December 19, 2006: Boston traded Wade Brookbank to Pittsburgh for cash.

2013-2014 SERIES SCHEDULE:

At Boston:

Monday, November 25
 Saturday, December 7

At Pittsburgh:

Wednesday, October 30

LIFETIME RECORD vs. PITTSBURGH:

At Home:

GP	W	L	T	OTL	GF	GA	PTS
93	62	22	6	3	389	261	133

On the Road:

GP	W	L	T	OTL	GF	GA	PTS
96	41	38	15	2	338	326	99

Overall:

GP	W	L	T	OTL	GF	GA	PTS
189	103	60	21	5	727	587	231

ENTERING 2013-2014:

Current Streak, Home.....0-5-1
 Current Streak, Road.....0-3-0
 Current Streak, Overall.....0-6-0

Lifetime Shutouts For.....8 (5 Home; 3 Road)
 Lifetime Shutouts Against.....7 (2 Home; 5 Road)

Lifetime Overtime Record, Home.....2-4-2
 Lifetime Overtime Record, Road.....2-4-6
 Lifetime Overtime Record, Overall.....4-8-8

Lifetime Shootout Record, Home.....1-2
 Lifetime Shootout Record, Road.....1-0
 Lifetime Shootout Record, Overall.....2-2

THE LAST TIME vs. PITTSBURGH:

Boston Home Win.....November 10, 2009 (3-0)
 Boston Road Win.....December 5, 2011 (3-1)

Pittsburgh Home Win.....March 17, 2013 (2-1)
 Pittsburgh Road Win.....April 20, 2013 (3-2)

Boston Series Sweep.....2005-06 (4-0-0)
 Pittsburgh Series Sweep.....2012-13 (3-0-0)

Boston Home Shutout.....November 10, 2009 (3-0, Tim Thomas)
 Boston Road Shutout.....November 7, 1998 (0-0, Byron Dafeo)
 Pittsburgh Home Shutout.....March 25, 2007 (5-0, Marc-Andre Fleury)
 Pittsburgh Road Shutout.....March 18, 2010 (3-0, Marc-Andre Fleury)

Boston Home Overtime Win.....January 18, 2007
 (5-4; Phil Kessel, Shootout)

Boston Road Overtime Win.....November 22, 2006
 (4-3; Marco Sturm, Shootout)

Pittsburgh Home Overtime Win.....November 14, 2009
 (6-5; Pascal Dupuis, 1:24)

Pittsburgh Road Overtime Win.....March 5, 2011
 (3-2; Dustin Jeffrey, 1:52)

THE LONGEST BOSTON:

Win Streak vs. Pittsburgh.....9-0-0-0
 Losing Streak vs. Pittsburgh.....0-12-0-0
 Point Streak vs. Pittsburgh.....10-0-2-0

Home Win Streak vs. Pittsburgh.....16-0-0-0
 Home Losing Streak vs. Pittsburgh.....0-5-0-1
 Home Point Streak vs. Pittsburgh.....26-0-2-0

Road Win Streak vs. Pittsburgh.....4-0-0-0 (3x)
 Road Losing Streak vs. Pittsburgh.....0-12-0-0
 Road Point Streak vs. Pittsburgh.....9-0-2-1



Scottrade Center
1401 Clark Avenue
St. Louis, Missouri 63103
(314) 622-2500
www.stlouisblues.com

HOCKEY OPERATIONS:

President of Hockey Operations & General Manager..... Doug Armstrong
 Vice President of Hockey Operations..... Dave Taylor
 Assistant General Manager..... Kevin McDonald
 Senior Advisor to the General Manager..... Al MacInnis

COACHING STAFF:

Head Coach..... Ken Hitchcock
 Associate Coach..... Brad Shaw
 Assistant Coaches..... Ray Bennett, Gary Agnew
 Goaltending Coach..... Corey Hirsch

COMMUNICATIONS STAFF:

Senior Vice President of Marketing & Public Relations..... Mike Caruso
 Senior Director of Media Relations & Team Services..... Rich Jankowski
 Assistant Director of Media Relations..... Dan O'Neill

KEY STATS:

47th NHL season (began play in 1967)
 Arena: Scottrade Center (capacity 19,150)
 Stanley Cups: 0
 2012-13 Regular Season: 29-17-2 (60 pts, 2nd in Central/4th in West)
 2013 Playoffs: Lost in CQF to Los Angeles in six games

LAST BOSTON-ST. LOUIS TRADE:

April 3, 2013: Boston acquired Wade Redden from St. Louis for 2014 sixth round draft pick.

2013-2014 SERIES SCHEDULE:

At Boston:
 Thursday, November 21

At St. Louis:
 Thursday, February 6

LIFETIME RECORD vs. ST. LOUIS:

At Home:							
GP	W	L	T	OTL	GF	GA	PTS
62	35	15	9	3	253	172	82
On the Road:							
GP	W	L	T	OTL	GF	GA	PTS
63	26	24	9	4	214	198	65
Overall:							
GP	W	L	T	OTL	GF	GA	PTS
125	61	39	18	7	467	370	147

ENTERING 2013-2014:

Current Streak, Home..... 0-2-0-3
 Current Streak, Road..... 3-0-0-4
 Current Streak, Overall..... 3-0-0-2

Lifetime Shutouts For..... 11 (6 Home; 5 Road)
 Lifetime Shutouts Against..... 6 (2 Home; 4 Road)

Lifetime Overtime Record, Home..... 2-3-5
 Lifetime Overtime Record, Road..... 1-4-0
 Lifetime Overtime Record, Overall..... 3-7-5

Lifetime Shootout Record, Home..... 0-2
 Lifetime Shootout Record, Road..... 0-1
 Lifetime Shootout Record, Overall..... 0-3

THE LAST TIME vs. ST. LOUIS:

Boston Home Win..... January 30, 2001 (5-1)
 Boston Road Win..... February 22, 2012 (4-2)

St. Louis Home Win..... October 12, 2006 (3-2/SO)
 St. Louis Road Win..... November 6, 2010 (2-1/SO)

Boston Series Sweep..... 2011-12 (1-0-0)
 St. Louis Series Sweep..... 2010-11 (1-0-0)

Boston Home Shutout..... January 18, 1979 (4-0, Gerry Cheevers)
 Boston Road Shutout..... March 27, 1990 (3-0, Reggie Lemelin)
 St. Louis Home Shutout..... December 18, 1999 (4-0, Roman Turek)
 St. Louis Road Shutout..... December 3, 2002 (4-0, Fred Brathwaite)

Boston Home Overtime Win..... March 6, 1993
 (4-3; Ray Bourque, 4:39)

Boston Road Overtime Win..... January 9, 1988
 (2-1; Cam Neely, 4:07)

St. Louis Home Overtime Win..... October 12, 2006
 (3-2; Lee Stempniak, Shootout)

St. Louis Road Overtime Win..... November 6, 2010
 (2-1; Brad Boyes, Shootout)

THE LONGEST BOSTON:

Win Streak vs. St. Louis..... 7-0-0-0 (2x)
 Losing Streak vs. St. Louis..... 0-2-0-5
 Point Streak vs. St. Louis..... 8-0-3-0

Home Win Streak vs. St. Louis..... 9-0-0-0
 Home Losing Streak vs. St. Louis..... 0-2-0-3
 Home Point Streak vs. St. Louis..... 11-0-1-0

Road Win Streak vs. St. Louis..... 5-0-0-0
 Road Losing Streak vs. St. Louis..... 0-3-0-4
 Road Point Streak vs. St. Louis..... 3-0-0-4 (2x)



SAP Center at San Jose
525 West Santa Clara Street
San Jose, California 95113
(408) 287-7070
www.sjsharks.com

HOCKEY OPERATIONS:

Executive Vice President & General Manager.....Doug Wilson
 Vice President & Assistant General Manager Wayne Thomas
 Assistant General Manager..... Joe Will

COACHING STAFF:

Head Coach.....Todd McLellan
 Associate Coach.....Larry Robinson
 Assistant Coaches.....Jay Woodcroft, Jim Johnson
 Goaltending Development Coach.....Corey Schwab

COMMUNICATIONS STAFF:

Director of Media Relations.....Scott Emmert
 Media Relations Manager.....Ben Guerrero

KEY STATS:

23rd NHL season (began play in 1991)
 Arena: SAP Center at San Jose (capacity 17,562)
 Stanley Cups: 0
 2012-13 Regular Season: 25-16-7 (57 pts, 3rd in Pacific/6th in West)
 2013 Playoffs: Lost in CSF to Los Angeles in seven games

LAST BOSTON-SAN JOSE TRADE:

November 30, 2005: Boston acquired Marco Sturm, Brad Stuart and Wayne Primeau from San Jose for Joe Thornton.

2013-2014 SERIES SCHEDULE:

At Boston:

Thursday, October 24

At San Jose:

Saturday, January 11

LIFETIME RECORD vs. SAN JOSE:

At Home:

GP	W	L	T	OTL	GF	GA	PTS
14	7	4	3	0	45	43	17

On the Road:

GP	W	L	T	OTL	GF	GA	PTS
14	7	5	2	0	43	34	16

Overall:

GP	W	L	T	OTL	GF	GA	PTS
28	14	9	5	0	88	78	33

ENTERING 2013-2014:

Current Streak, Home.....0-4-1-0
 Current Streak, Road.....0-1-0-0
 Current Streak, Overall.....0-3-0-0

Lifetime Shutouts For.....2 (1 Home; 1 Road)
 Lifetime Shutouts Against.....1 (1 Home; 0 Road)

Lifetime Overtime Record, Home.....0-0-3
 Lifetime Overtime Record, Road.....1-0-2
 Lifetime Overtime Record, Overall.....1-0-5

Lifetime Shootout Record, Home.....0-0
 Lifetime Shootout Record, Road.....1-0
 Lifetime Shootout Record, Overall.....1-0

THE LAST TIME vs. SAN JOSE:

Boston Home Win.....December 23, 2002 (5-2)
 Boston Road Win.....January 14, 2010 (2-1/SO)

San Jose Home Win.....March 22, 2012 (2-1)
 San Jose Road Win.....October 22, 2011 (4-2)

Boston Series Sweep.....2009-10 (1-0-0)
 San Jose Series Sweep.....2011-12 (2-0-0)

Boston Home Shutout.....January 3, 1998 (3-0, Byron Dafeo)
 Boston Road Shutout.....October 18, 1998 (3-0, Robbie Tallas)
 San Jose Home Shutout.....None
 San Jose Road Shutout.....February 5, 2011 (2-0, Antti Niemi)

Boston Home Overtime Win.....None
 Boston Road Overtime Win.....January 14, 2010
 (2-1; Zdeno Chara, Shootout)

San Jose Home Overtime Win.....None
 San Jose Road Overtime Win.....None

THE LONGEST BOSTON:

Win Streak vs. San Jose.....4-0-0-0
 Losing Streak vs. San Jose.....0-3-0-0
 Point Streak vs. San Jose.....7-0-3-0

Home Win Streak vs. San Jose.....3-0-0-0
 Home Losing Streak vs. San Jose.....0-4-0-0
 Home Point Streak vs. San Jose.....7-0-3-0

Road Win Streak vs. San Jose.....2-0-0-0 (3x)
 Road Losing Streak vs. San Jose.....0-3-0-0
 Road Point Streak vs. San Jose.....3-0-2-0

TAMPA BAY LIGHTNING



Tampa Bay Times Forum
401 Channelside Drive
Tampa, Florida 33602
(813) 301-6500
www.tampabaylightning.com

HOCKEY OPERATIONS:

Vice President & General Manager Steve Yzerman
 Assistant General Manager..... Julien BriseBois
 Assistant General Manager & Director of Player Personnel Pat Verbeek
 Senior Advisor to the General Manager Tom Kurvers

COACHING STAFF:

Head Coach..... Jon Cooper
 Assistant Coaches..... Rick Bowness, George Gwozdecky
 Goaltending Coach Frantz Jean

COMMUNICATIONS STAFF:

Executive Vice President of Marketing & Communications..... Bill Wickett
 Media Relations Manager Brian Breseman
 Public Relations Coordinator Trevor van Knotsenburg
 Media Relations Assistant..... Missy Zielinski

KEY STATS:

22nd NHL season (began play in 1992)
 Arena: Tampa Bay Times Forum (capacity 19,758)
 Stanley Cups: 1 (2004)
 2012-13 Regular Season: 18-26-4 (40 pts, 4th in Southeast/14th in East)
 2013 Playoffs: Did not qualify

LAST BOSTON-TAMPA BAY TRADE:

June 23, 2012: Boston acquired Michel Ouellet and 2012 fifth round draft pick (Seth Griffith) for Benoit Pouliot.

2013-2014 SERIES SCHEDULE:

At Boston:

Thursday, October 3
 Monday, November 11

At Tampa Bay:

Saturday, October 19
 Saturday, March 8

LIFETIME RECORD vs. TAMPA BAY:

At Home:

GP	W	L	T	OTL	GF	GA	PTS
39	29	4	6	0	149	87	64

On the Road:

GP	W	L	T	OTL	GF	GA	PTS
38	19	16	3	0	112	114	41

Overall:

GP	W	L	T	OTL	GF	GA	PTS
77	48	20	9	0	261	201	105

ENTERING 2013-2014:

Current Streak, Home 6-0-0
 Current Streak, Road 1-0-0
 Current Streak, Overall 1-0-0

Lifetime Shutouts For 4 (3 Home; 1 Road)
 Lifetime Shutouts Against 3 (1 Home; 2 Road)

Lifetime Overtime Record, Home 4-0-5
 Lifetime Overtime Record, Road 3-0-3
 Lifetime Overtime Record, Overall 7-0-8

Lifetime Shootout Record, Home 1-0
 Lifetime Shootout Record, Road 0-0
 Lifetime Shootout Record, Overall 1-0

THE LAST TIME vs. TAMPA BAY:

Boston Home Win April 25, 2013 (2-0)
 Boston Road Win February 21, 2013 (4-2)

Tampa Bay Home Win March 13, 2012 (6-1)
 Tampa Bay Road Win March 25, 2010 (5-3)

Boston Series Sweep 2012-13 (3-0-0)
 Tampa Bay Series Sweep None

Boston Home Shutout April 25, 2013 (2-0, Tuukka Rask)
 Boston Road Shutout February 1, 1997 (3-0, Robbie Tallas)
 Tampa Bay Home Shutout April 8, 1999 (3-0, Kevin Hodson & Corey Schwab)
 Tampa Bay Road Shutout April 9, 1994 (3-0, Wendell Young)

Boston Home Overtime Win November 30, 2006
 (4-3; Phil Kessel, Shootout)

Boston Road Overtime Win March 24, 2002
 (4-3; Bill Guerin, 4:35)

Tampa Bay Home Overtime Win None
 Tampa Bay Road Overtime Win None

THE LONGEST BOSTON:

Win Streak vs. Tampa Bay 6-0-0-0 (2x)
 Losing Streak vs. Tampa Bay 0-2-0-0 (5x)
 Point Streak vs. Tampa Bay 7-0-2-0

Home Win Streak vs. Tampa Bay 6-0-0-0 (2x)
 Home Losing Streak vs. Tampa Bay 0-1-0-0 (4x)
 Home Point Streak vs. Tampa Bay 16-0-5-0

Road Win Streak vs. Tampa Bay 4-0-0-0
 Road Losing Streak vs. Tampa Bay 0-4-0-0
 Road Point Streak vs. Tampa Bay 4-0-0-0



Air Canada Centre
40 Bay Street, Suite 400
Toronto, Ontario M5J 2X2
(416) 815-5700
www.mapleleafs.com

HOCKEY OPERATIONS:

Senior Vice President & General Manager Dave Nonis
 Vice President of Hockey Operations Dave Poulin
 Vice President & Assistant General Manager Claude Loiselle
 Senior Advisor Cliff Fletcher

COACHING STAFF:

Head Coach Randy Carlyle
 Assistant Coaches Scott Gordon, Greg Cronin, Dave Farrish, Chris Dennis
 Goaltending Coach Rick St. Croix

COMMUNICATIONS STAFF:

Director of Media Relations Pat Park
 Manager of Media Relations Craig Downey
 Coordinator of Media Relations Aaron Gogishvili

KEY STATS:

97th NHL season (began play in 1917)
 Arena: Air Canada Centre (capacity 18,819)
 Stanley Cups: 13 (1918, 1922, 1932, 1942, 1945, 1947, 1948, 1949, 1951, 1962, 1963, 1964, 1967)
 2012-13 Regular Season: 26-17-5 (57 pts, 3rd in Northeast/5th in East)
 2013 Playoffs: Lost in CQF to Boston in seven games

LAST BOSTON-TORONTO TRADE:

February 18, 2011: Tomas Kaberle acquired by Boston from Toronto for Joe Colborne and 2011 first round (later traded to Anaheim, Rickard Rakell) and 2012 second round (later traded to Colorado, Washington and Dallas, Mike Winther) draft picks.

2013-2014 SERIES SCHEDULE:

At Boston:

Saturday, November 9
 Tuesday, January 14

At Toronto:

Sunday, December 8
 Thursday, April 3

LIFETIME RECORD vs. TORONTO:

At Home:

GP	W	L	T	OTL	GF	GA	PTS
324	179	95	47	3	1,064	859	408

On the Road:

GP	W	L	T	OTL	GF	GA	PTS
325	108	161	51	5	855	1,070	272

Overall:

GP	W	L	T	OTL	GF	GA	PTS
649	287	256	98	8	1,919	1,929	680

ENTERING 2013-2014:

Current Streak, Home 5-0-1
 Current Streak, Road 0-1-0
 Current Streak, Overall 1-0-0

Lifetime Shutouts For 50 (33 Home; 17 Road)
 Lifetime Shutouts Against 48 (16 Home; 32 Road)

Lifetime Overtime Record, Home 11-2-7
 Lifetime Overtime Record, Road 5-8-13
 Lifetime Overtime Record, Overall 16-10-20

Lifetime Shootout Record, Home 3-2
 Lifetime Shootout Record, Road 1-3
 Lifetime Shootout Record, Overall 4-5

THE LAST TIME vs. TORONTO:

Boston Home Win March 25, 2013 (3-2/SO)
 Boston Road Win February 2, 2013 (1-0)

Toronto Home Win March 23, 2013 (3-2)
 Toronto Road Win March 31, 2011 (4-3/SO)

Boston Series Sweep 2011-12 (6-0-0)
 Toronto Series Sweep 1996-97 (2-0-0)

Boston Home Shutout March 19, 2012 (8-0, Tim Thomas)
 Boston Road Shutout February 2, 2013 (1-0, Tuukka Rask)
 Toronto Home Shutout December 19, 2009 (2-0, Jonas Gustavsson)
 Toronto Road Shutout March 25, 2004 (3-0, Ed Belfour)

Boston Home Overtime Win March 25, 2013
 (3-2; Patrice Bergeron, Shootout)

Boston Road Overtime Win April 3, 2010
 (2-1; Miroslav Satan, 3:25)

Toronto Home Overtime Win December 4, 2010
 (3-2; Phil Kessel, Shootout)

Toronto Road Overtime Win March 31, 2011
 (4-3; Nazem Kadri, Shootout)

THE LONGEST BOSTON:

Win Streak vs. Toronto 8-0-0-0
 Losing Streak vs. Toronto 0-7-0-0
 Point Streak vs. Toronto 8-0-4-0

Home Win Streak vs. Toronto 7-0-0-0 (2x)
 Home Losing Streak vs. Toronto 0-6-0-0
 Home Point Streak vs. Toronto 15-0-2-0

Road Win Streak vs. Toronto 6-0-0-0
 Road Losing Streak vs. Toronto 0-7-0-0
 Road Point Streak vs. Toronto 10-0-3-0

VANCOUVER CANUCKS



Rogers Arena
800 Griffiths Way
Vancouver, British Columbia V6B 6G1
(604) 899-4600
www.canucks.com

HOCKEY OPERATIONS:

President & General Manager.....Mike Gillis
 Assistant General Managers:
 & Vice President of Player Personnel.....Lorne Henning
 & Vice President of Hockey Operations.....Laurence Gilman
 Senior Advisor to the General Manager.....Stan Smyl

COACHING STAFF:

Head Coach.....John Tortorella
 Assistant Coaches.....Mike Sullivan, Glen Gulutzan
 Goaltending Coach.....Roland Melanson

COMMUNICATIONS STAFF:

Vice President of Communications &
 Community Partnerships.....T. C. Carling
 Director of Media Relations & Team Operations.....Ben Brown
 Manager of Media Relations & Publications.....Stephanie Maniago
 Coordinator of Media Relations & Publications.....Jen Rollins

KEY STATS:

44th NHL season (began play in 1970)
 Arena: Rogers Arena (capacity 18,910)
 Stanley Cups: 0
 2012-13 Regular Season: 26-15-7 (59 pts, 1st in Northwest/3rd in West)
 2013 Playoffs: Lost in CQF to San Jose in four games

LAST BOSTON-VANCOUVER TRADE:

January 17, 2004: Boston acquired Jiri Slegř from Vancouver for future considerations.

2013-2014 SERIES SCHEDULE:

At Boston:

Tuesday, February 4

At Vancouver:

Saturday, December 14

LIFETIME RECORD vs. VANCOUVER:

At Home:

GP	W	L	T	OTL	GF	GA	PTS
55	39	8	7	1	224	131	86

On the Road:

GP	W	L	T	OTL	GF	GA	PTS
54	29	17	8	0	215	172	66

Overall:

GP	W	L	T	OTL	GF	GA	PTS
109	68	25	15	1	439	303	152

ENTERING 2013-2014:

Current Streak, Home.....0-1-1
 Current Streak, Road.....2-0-0
 Current Streak, Overall.....0-1-0

Lifetime Shutouts For.....5 (3 Home; 2 Road)
 Lifetime Shutouts Against.....1 (1 Home; 0 Road)

Lifetime Overtime Record, Home.....2-2-5
 Lifetime Overtime Record, Road.....2-2-3
 Lifetime Overtime Record, Overall.....4-4-8

Lifetime Shootout Record, Home.....0-1
 Lifetime Shootout Record, Road.....0-0
 Lifetime Shootout Record, Overall.....0-1

THE LAST TIME vs. VANCOUVER:

Boston Home Win.....December 21, 2006 (2-0)
 Boston Road Win.....February 26, 2011 (3-1)

Vancouver Home Win.....December 4, 2005 (5-2)
 Vancouver Road Win.....January 7, 2012 (4-3)

Boston Series Sweep.....2010-11 (1-0-0)
 Vancouver Series Sweep.....2011-12 (1-0-0)

Boston Home Shutout.....December 21, 2006 (2-0, Tim Thomas)
 Boston Road Shutout.....October 28, 2008 (1-0, Tim Thomas)
 Vancouver Home Shutout.....None
 Vancouver Road Shutout.....January 15, 1996 (6-0, Corey Hirsch)

Boston Home Overtime Win.....November 15, 2003
 (2-1; Brian Rolston, 4:15)

Boston Road Overtime Win.....February 12, 2002
 (2-1; Glen Murray, 2:03)

Vancouver Home Overtime Win.....February 23, 1992
 (2-1; Pavel Bure, 2:52)

Vancouver Road Overtime Win.....February 6, 2010
 (3-2; Pavol Demitra, Shootout)

THE LONGEST BOSTON:

Win Streak vs. Vancouver.....8-0-0-0
 Losing Streak vs. Vancouver.....0-3-0-0
 Point Streak vs. Vancouver.....13-0-6-0

Home Win Streak vs. Vancouver.....10-0-0-0
 Home Losing Streak vs. Vancouver.....0-1-0-1 (2x)
 Home Point Streak vs. Vancouver.....14-0-2-0

Road Win Streak vs. Vancouver.....7-0-0-0
 Road Losing Streak vs. Vancouver.....0-3-0-0
 Road Point Streak vs. Vancouver.....5-0-4-0

WASHINGTON CAPITALS



Kettler Capitals Iceplex
627 N. Glebe Road, Suite 850
Arlington, Virginia 22203
(202) 266-2200
www.washingtoncaps.com

HOCKEY OPERATIONS:

Vice President & General Manager George McPhee
 Assistant General Managers:
 & Director of Legal Affairs Don Fishman
 & Director of Player Personnel Brian MacLellan

COACHING STAFF:

Head Coach Adam Oates
 Assistant Coaches Calle Johansson, Blaine Forsythe
 Goaltending Coach Dave Prior
 Associate Goaltending Coach Olaf Kolzig

COMMUNICATIONS STAFF:

Senior Vice President of Communications Kurt Kehl
 Senior Director of Communications Sergey Kocharov
 Media Relations Manager Pace Sagester
 Communications Coordinator Megan Eichenberg

KEY STATS:

40th NHL season (began play in 1974)
 Arena: Verizon Center (capacity 18,506)
 Stanley Cups: 0
 2012-13 Regular Season: 27-18-3 (57 pts, 1st in Southeast/3rd in East)
 2013 Playoffs: Lost in CQF to NY Rangers in seven games

LAST BOSTON-WASHINGTON TRADE:

May 26, 2012: Boston acquired Chris Bourque from Washington for Zach Hamill.

2013-2014 SERIES SCHEDULE:

At Boston:

Saturday, March 1
 Thursday, March 6

At Washington:

Saturday, March 29

LIFETIME RECORD vs. WASHINGTON:

At Home:

GP	W	L	T	OTL	GF	GA	PTS
71	41	18	9	3	248	186	94

On the Road:

GP	W	L	T	OTL	GF	GA	PTS
71	33	21	12	5	233	206	83

Overall:

GP	W	L	T	OTL	GF	GA	PTS
142	74	39	21	8	481	392	177

ENTERING 2013-2014:

Current Streak, Home 1-0-1
 Current Streak, Road 1-0-2
 Current Streak, Overall 1-0-3

Lifetime Shutouts For 7 (4 Home; 3 Road)
 Lifetime Shutouts Against 5 (4 Home; 1 Road)

Lifetime Overtime Record, Home 7-4-7
 Lifetime Overtime Record, Road 4-4-7
 Lifetime Overtime Record, Overall 11-8-14

Lifetime Shootout Record, Home 1-1
 Lifetime Shootout Record, Road 3-1
 Lifetime Shootout Record, Overall 4-2

THE LAST TIME vs. WASHINGTON:

Boston Home Win March 16, 2013 (4-1)
 Boston Road Win October 19, 2010 (3-1)

Washington Home Win April 27, 2013 (3-2/OT)
 Washington Road Win March 29, 2012 (3-2/SO)

Boston Series Sweep 2006-07 (4-0-0)
 Washington Series Sweep 1982-83 (3-0-0)

Boston Home Shutout January 3, 2008 (2-0, Tim Thomas)
 Boston Road Shutout February 25, 2000 (3-0, John Grahame)
 Washington Home Shutout January 14, 2002 (1-0/OT, Olaf Kolzig)
 Washington Road Shutout December 2, 2000 (2-0, Olaf Kolzig)

Boston Home Overtime Win January 27, 2009
 (3-2; David Krejci, 1:55)

Boston Road Overtime Win April 11, 2010
 (4-3; David Krejci, Shootout)

Washington Home Overtime Win April 27, 2013
 (3-2; Eric Fehr, 3:23)

Washington Road Overtime Win March 29, 2012
 (4-3; Brooks Laich, Shootout)

THE LONGEST BOSTON:

Win Streak vs. Washington 6-0-0-0
 Losing Streak vs. Washington 0-3-0-0 (3x)
 Point Streak vs. Washington 21-0-5-0

Home Win Streak vs. Washington 6-0-0-0 (2x)
 Home Losing Streak vs. Washington 0-2-0-1 (3x)
 Home Point Streak vs. Washington 13-0-2-0

Road Win Streak vs. Washington 5-0-0-0
 Road Losing Streak vs. Washington 0-3-0-1
 Road Point Streak vs. Washington 9-0-4-0



MTS Centre
345 Graham Avenue
Winnipeg, Manitoba R3C 5S6
(204) 987-7825
www.winnipegjets.com

HOCKEY OPERATIONS:

Executive Vice President & General Manager..... Kevin Cheveldayoff
 Senior Vice President, Director of Hockey Operations &
 Assistant General Manager..... Craig Heisinger
 Assistant General Manager..... Larry Simmons

COACHING STAFF:

Head Coach..... Claude Noel
 Assistant Coaches..... Perry Pearn, Charlie Huddy, Pascal Vincent
 Goaltending Coach..... Wade Flaherty

COMMUNICATIONS STAFF:

Director of Corporate Communications..... Scott Brown
 Communications Coordinators..... Kalen Qually, Christina Caligiuri

KEY STATS:

15th NHL season (began play in Atlanta in 1999; moved to Winnipeg in 2011)
 Arena: MTS Centre (capacity 15,004)
 Stanley Cups: 0
 2012-13 Regular Season: 24-21-3 (51 pts, 2nd in Southeast/9th in East)
 2013 Playoffs: Did not qualify

LAST BOSTON-WINNIPEG TRADE:

February 18: Boston acquired Rich Peverley and Boris Valabik from Atlanta for Mark Stuart and Blake Wheeler.

2013-2014 SERIES SCHEDULE:

At Boston:

Saturday, January 4

At Winnipeg:

Thursday, April 10

LIFETIME RECORD vs. WINNIPEG:

At Home:

GP	W	L	T	OTL	GF	GA	PTS
25	17	4	2	2	92	74	38

On the Road:

GP	W	L	T	OTL	GF	GA	PTS
26	13	11	0	2	72	76	28

Overall:

GP	W	L	T	OTL	GF	GA	PTS
51	30	15	2	4	164	150	66

ENTERING 2013-2014:

Current Streak, Home..... 11-0-0
 Current Streak, Road..... 0-1-0
 Current Streak, Overall..... 0-1-0

Lifetime Shutouts For..... 4 (1 Home; 3 Road)
 Lifetime Shutouts Against..... 1 (0 Home; 1 Road)

Lifetime Overtime Record, Home..... 4-2-2
 Lifetime Overtime Record, Road..... 1-2-0
 Lifetime Overtime Record, Overall..... 5-4-2

Lifetime Shootout Record, Home..... 2-1
 Lifetime Shootout Record, Road..... 1-1
 Lifetime Shootout Record, Overall..... 3-2

THE LAST TIME vs. WINNIPEG:

Boston Home Win..... January 21, 2013 (2-1/SO)
 Boston Road Win..... February 17, 2013 (3-2)

Winnipeg Home Win..... March 19, 2013 (3-1)
 Winnipeg Road Win..... March 31, 2007 (3-2)

Boston Series Sweep..... 2009-10 (4-0-0)
 Winnipeg Series Sweep..... 2006-07 (4-0-0)

Boston Home Shutout..... December 30, 2009 (4-0, Tuukka Rask)
 Boston Road Shutout..... March 23, 2010 (4-0, Tuukka Rask)
 Winnipeg Home Shutout..... December 29, 2007 (5-0, Kari Lehtonen)
 Winnipeg Road Shutout..... None

Boston Home Overtime Win..... January 21, 2013
 (2-1; Patrice Bergeron, Shootout)

Boston Road Overtime Win..... November 19, 2009
 (4-3, Patrice Bergeron, Shootout)

Winnipeg Home Overtime Win..... December 30, 2010
 (3-2; Tim Stapleton, Shootout)

Winnipeg Road Overtime Win..... March 21, 2006
 (5-4; Jim Slater, Shootout)

THE LONGEST BOSTON:

Win Streak vs. Winnipeg..... 10-0-0-0
 Losing Streak vs. Winnipeg..... 0-5-0-1
 Point Streak vs. Winnipeg..... 10-0-0-0

Home Win Streak vs. Winnipeg..... 11-0-0-0
 Home Losing Streak vs. Winnipeg..... 0-2-0-1
 Home Point Streak vs. Winnipeg..... 11-0-0-0

Road Win Streak vs. Winnipeg..... 4-0-0-0
 Road Losing Streak vs. Winnipeg..... 0-3-0-1
 Road Point Streak vs. Winnipeg..... 4-0-0-0

YEAR-BY-YEAR SEASON SERIES BY TEAM



KEY:									Home								Road							
	GP	W	L	T	O	PTS	GF	GA	GP	W	L	T	O	PTS	GF	GA	GP	W	L	T	O	PTS	GF	GA
BOSTON vs. ANAHEIM																								
1993-94	2	1	0	1	-	3	6	4	1	1	0	0	-	2	5	3	1	0	0	1	-	1	1	1
1994-95	-	-	-	-	-	-	-	-	-	-	-	-	-	-	-	-	-	-	-	-	-	-	-	-
1995-96	2	1	1	0	-	2	10	6	1	1	0	0	-	2	7	2	1	0	1	0	-	0	3	4
1996-97	2	1	1	0	-	2	7	6	1	0	1	0	-	0	2	5	1	1	0	0	-	2	5	1
1997-98	2	1	1	0	-	2	3	3	1	0	1	0	-	0	0	3	1	1	0	0	-	2	3	0
1998-99	2	1	1	0	-	2	2	4	1	1	0	0	-	2	2	1	1	0	1	0	-	0	0	3
1999-00	2	1	1	0	0	2	5	6	1	0	1	0	0	0	2	4	1	1	0	0	0	2	3	2
2000-01	1	1	0	0	0	2	3	2	-	-	-	-	-	-	-	-	1	1	0	0	0	2	3	2
2001-02	2	1	0	1	0	3	6	4	1	1	0	0	0	2	4	2	1	0	0	1	0	1	2	2
2002-03	1	0	1	0	0	0	1	4	1	0	1	0	0	0	1	4	-	-	-	-	-	-	-	-
2003-04	1	1	0	0	0	2	4	3	-	-	-	-	-	-	-	-	1	1	0	0	0	2	4	3
2004-05	-	-	-	-	-	-	-	-	-	-	-	-	-	-	-	-	-	-	-	-	-	-	-	-
2005-06	1	1	0	-	0	2	4	3	1	1	0	-	0	2	4	3	-	-	-	-	-	-	-	-
2006-07	-	-	-	-	-	-	-	-	-	-	-	-	-	-	-	-	-	-	-	-	-	-	-	-
2007-08	1	0	1	-	0	0	1	2	-	-	-	-	-	-	-	-	1	0	1	-	0	0	1	2
2008-09	1	1	0	-	0	2	6	0	1	1	0	-	0	2	6	0	-	-	-	-	-	-	-	-
2009-10	2	0	2	-	0	0	4	10	1	0	1	-	0	0	1	6	1	0	1	-	0	0	3	4
2010-11	1	0	1	-	0	0	0	3	1	0	1	-	0	0	0	3	-	-	-	-	-	-	-	-
2011-12	1	1	0	-	0	2	3	2	-	-	-	-	-	-	-	-	1	1	0	-	0	2	3	2
2012-13	-	-	-	-	-	-	-	-	-	-	-	-	-	-	-	-	-	-	-	-	-	-	-	-
BOSTON vs. BUFFALO																								
1970-71	6	4	1	1	-	9	36	23	3	2	1	0	-	4	17	12	3	2	0	1	-	5	19	11
1971-72	6	3	1	2	-	8	25	20	3	2	0	1	-	5	14	6	3	1	1	1	-	3	11	14
1972-73	6	4	1	1	-	9	26	15	3	3	0	0	-	6	17	5	3	1	1	1	-	3	9	10
1973-74	5	4	1	0	-	8	24	12	3	3	0	0	-	6	18	6	2	1	1	0	-	2	6	6
1974-75	6	1	4	1	-	3	18	26	3	1	1	1	-	3	10	10	3	0	3	0	-	0	8	16
1975-76	6	3	2	1	-	7	22	24	3	2	0	1	-	5	14	10	3	1	2	0	-	2	8	14
1976-77	6	3	3	0	-	6	17	20	3	2	1	0	-	4	9	9	3	1	2	0	-	2	8	11
1977-78	6	2	4	0	-	4	16	20	3	1	2	0	-	2	10	12	3	1	2	0	-	2	6	8
1978-79	8	4	3	1	-	9	32	36	4	2	2	0	-	4	15	17	4	2	1	1	-	5	17	19
1979-80	4	2	1	1	-	5	14	12	2	1	1	0	-	2	6	8	2	1	0	1	-	3	8	4
1980-81	4	2	1	1	-	5	15	12	2	2	0	0	-	4	11	5	2	0	1	1	-	1	4	7
1981-82	8	5	2	1	-	11	36	27	4	4	0	0	-	8	22	10	4	1	2	1	-	3	14	17
1982-83	8	5	3	0	-	10	32	19	4	3	1	0	-	6	17	6	4	2	2	0	-	4	15	13
1983-84	8	4	4	0	-	8	25	27	4	2	2	0	-	4	15	15	4	2	2	0	-	4	10	12
1984-85	8	3	4	1	-	7	22	27	4	2	2	0	-	4	11	11	4	1	2	1	-	3	11	16
1985-86	8	3	3	2	-	8	33	32	4	2	1	1	-	5	15	12	4	1	2	1	-	3	18	20
1986-87	8	3	4	1	-	7	31	32	4	3	1	0	-	6	18	12	4	0	3	1	-	1	13	20
1987-88	8	4	3	1	-	9	31	18	4	2	1	1	-	5	20	8	4	2	2	0	-	4	11	10
1988-89	8	0	5	3	-	3	26	33	4	0	2	2	-	2	16	19	4	0	3	1	-	1	10	14
1989-90	8	4	3	1	-	9	26	27	4	1	2	1	-	3	13	17	4	3	1	0	-	6	13	10
1990-91	8	3	3	2	-	8	28	29	4	2	2	0	-	4	15	15	4	1	1	2	-	4	13	14
1991-92	8	3	3	2	-	8	26	32	4	3	0	1	-	7	17	11	4	0	3	1	-	1	9	21
1992-93	7	4	3	0	-	8	19	19	3	2	1	0	-	4	10	7	4	2	2	0	-	4	9	12
1993-94	5	1	3	1	-	3	11	19	2	0	1	1	-	1	6	8	3	1	2	0	-	2	5	11
1994-95	4	3	0	1	-	7	13	8	2	1	0	1	-	3	5	2	2	2	0	0	-	4	8	6
1995-96	6	5	1	0	-	10	25	18	3	3	0	0	-	6	15	9	3	2	1	0	-	4	10	9
1996-97	5	0	5	0	-	0	5	22	3	0	3	0	-	0	3	12	2	0	2	0	-	0	2	10
1997-98	6	2	2	2	-	6	11	15	3	1	1	1	-	3	3	7	3	1	1	1	-	3	8	8
1998-99	5	1	4	0	-	2	7	14	2	1	1	0	-	2	3	5	3	0	3	0	-	0	4	9
1999-00	5	2	1	1	1	6	7	8	3	2	0	1	0	5	4	0	2	0	1	0	1	1	3	8
2000-01	5	3	2	0	0	6	10	12	2	0	2	0	0	0	1	6	3	3	0	0	0	6	9	6
2001-02	5	3	1	1	0	7	14	10	3	2	0	1	0	5	9	5	2	1	1	0	0	2	5	5
2002-03	5	3	2	0	0	6	20	17	2	2	0	0	0	4	12	6	3	1	2	0	0	2	8	11
2003-04	6	5	1	0	0	10	19	12	3	2	1	0	0	4	9	8	3	3	0	0	0	6	10	4
2004-05	-	-	-	-	-	-	-	-	-	-	-	-	-	-	-	-	-	-	-	-	-	-	-	-
2005-06	8	1	7	-	0	2	20	31	4	1	3	-	0	2	12	14	4	0	4	-	0	0	8	17
2006-07	8	2	5	-	1	5	20	36	4	1	2	-	1	3	10	16	4	1	3	-	0	2	10	20
2007-08	8	4	2	-	2	10	16	18	4	2	2	-	0	4	8	11	4	2	0	-	2	6	8	7
2008-09	6	2	3	-	1	5	17	20	3	2	1	-	0	4	12	9	3	0	2	-	1	1	5	11
2009-10	6	4	2	-	0	8	15	11	3	2	1	-	0	4	9	6	3	2	1	-	0	4	6	5
2010-11	6	2	2	-	2	6	21	21	3	1	1	-	1	3	8	10	3	1	1	-	1	3	13	11
2011-12	6	4	1	-	1	9	18	17	3	3	0	-	0	6	13	6	3	1	1	-	1	3	5	11
2012-13	5	2	2	-	1	5	13	15	2	0	1	-	1	1	6	10	3	2	1	-	0	4	7	5
BOSTON vs. CALGARY*																								
1972-73	5	5	0	0	-	10	20	5	2	2	0	0	-	4	10	2	3	3	0	0	-	6	10	

YEAR-BY-YEAR SEASON SERIES BY TEAM



KEY:	Overall								Home								Road							
	GP	W	L	T	O	PTS	GF	GA	GP	W	L	T	O	PTS	GF	GA	GP	W	L	T	O	PTS	GF	GA
1992-93	2	2	0	0	-	4	9	5	1	1	0	0	-	2	5	3	1	1	0	0	-	2	4	2
1993-94	2	1	0	1	-	3	9	6	1	1	0	0	-	2	6	3	1	0	0	1	-	1	3	3
1994-95	-	-	-	-	-	-	-	-	-	-	-	-	-	-	-	-	-	-	-	-	-	-	-	
1995-96	2	2	0	0	-	4	8	4	1	1	0	0	-	2	6	3	1	1	0	0	-	2	2	1
1996-97	2	0	1	1	-	1	2	6	1	0	0	1	-	1	1	1	1	0	1	0	-	0	1	5
1997-98	2	1	1	0	-	2	5	5	1	0	1	0	-	0	2	5	1	1	0	0	-	2	3	0
1998-99	2	1	1	0	-	2	8	5	1	1	0	0	-	2	5	1	1	0	1	0	-	0	3	4
1999-00	1	0	0	0	1	1	3	4	1	0	0	0	1	1	3	4	-	-	-	-	-	-	-	-
2000-01	1	0	1	0	0	0	2	3	-	-	-	-	-	-	-	-	1	0	1	0	0	0	2	3
2001-02	1	1	0	0	0	2	3	2	1	1	0	0	0	2	3	2	-	-	-	-	-	-	-	-
2002-03	2	1	0	1	0	3	10	5	1	1	0	0	0	2	7	2	1	0	0	1	0	1	3	3
2003-04	1	0	1	0	0	0	0	5	1	0	1	0	0	0	0	5	-	-	-	-	-	-	-	-
2004-05	-	-	-	-	-	-	-	-	-	-	-	-	-	-	-	-	-	-	-	-	-	-	-	-
2005-06	1	0	1	-	0	0	0	3	-	-	-	-	-	-	-	-	1	0	1	-	0	0	0	3
2006-07	1	1	0	-	0	2	3	2	1	1	0	-	0	2	3	2	-	-	-	-	-	-	-	-
2007-08	-	-	-	-	-	-	-	-	-	-	-	-	-	-	-	-	-	-	-	-	-	-	-	-
2008-09	1	0	1	-	0	0	2	3	-	-	-	-	-	-	-	-	1	0	1	-	0	0	2	3
2009-10	1	1	0	-	0	2	5	0	1	1	0	-	0	2	5	0	-	-	-	-	-	-	-	-
2010-11	1	1	0	-	0	2	3	1	-	-	-	-	-	-	-	-	1	1	0	-	0	2	3	1
2011-12	1	1	0	-	0	2	9	0	1	1	0	-	0	2	9	0	-	-	-	-	-	-	-	-
2012-13	-	-	-	-	-	-	-	-	-	-	-	-	-	-	-	-	-	-	-	-	-	-	-	-

* -- Franchise in Atlanta, 1972-73--1979-80;
Franchise in Calgary, 1980-81--present

BOSTON vs. CAROLINA*

1979-80	4	2	1	1	-	5	14	16	2	1	0	1	-	3	6	5	2	1	1	0	-	2	8	11
1980-81	4	1	1	2	-	4	15	14	2	1	0	1	-	3	8	6	2	0	1	1	-	1	7	8
1981-82	8	4	2	2	-	10	35	21	4	3	0	1	-	7	20	7	4	1	2	1	-	3	15	14
1982-83	8	6	2	0	-	12	39	26	4	3	1	0	-	6	24	13	4	3	1	0	-	6	15	13
1983-84	8	5	2	1	-	11	31	21	4	3	0	1	-	7	15	9	4	2	2	0	-	4	16	12
1984-85	8	4	4	0	-	8	34	28	4	3	1	0	-	6	17	10	4	1	3	0	-	2	17	18
1985-86	8	4	3	1	-	9	26	29	4	3	1	0	-	6	13	9	4	1	2	1	-	3	13	20
1986-87	8	2	6	0	-	4	27	38	4	2	2	0	-	4	21	18	4	0	4	0	-	0	6	20
1987-88	8	4	3	1	-	9	28	21	4	3	1	0	-	6	17	9	4	1	2	1	-	3	11	12
1988-89	8	5	3	0	-	10	32	21	4	2	2	0	-	4	11	11	4	3	1	0	-	6	21	10
1989-90	8	4	3	1	-	9	27	22	4	2	2	0	-	4	10	8	4	2	1	1	-	5	17	14
1990-91	8	5	2	1	-	11	32	17	4	3	1	0	-	6	21	9	4	2	1	1	-	5	11	8
1991-92	8	6	1	1	-	13	31	27	4	4	0	0	-	8	18	12	4	2	1	1	-	5	13	15
1992-93	7	6	1	0	-	12	31	21	4	4	0	0	-	8	16	12	3	2	1	0	-	4	15	9
1993-94	5	3	1	1	-	7	15	11	3	1	1	1	-	3	9	8	2	2	0	0	-	4	6	3
1994-95	4	3	1	0	-	6	13	9	2	2	0	0	-	4	6	4	2	1	1	0	-	2	7	5
1995-96	6	5	1	0	-	10	20	11	3	3	0	0	-	6	11	4	3	2	1	0	-	4	9	7
1996-97	6	1	4	1	-	3	18	28	3	0	2	1	-	1	9	13	3	1	2	0	-	2	9	15
1997-98	5	2	3	0	-	4	9	12	3	1	2	0	-	2	5	7	2	1	1	0	-	2	4	5
1998-99	5	2	2	1	-	5	9	8	2	0	1	1	-	1	0	2	3	2	1	0	-	4	9	6
1999-00	4	2	2	0	0	4	11	14	2	0	2	0	0	0	4	10	2	2	0	0	0	4	7	4
2000-01	4	1	3	0	0	2	11	13	2	1	1	0	0	2	5	4	2	0	2	0	0	0	6	9
2001-02	4	2	2	0	0	4	11	13	2	0	2	0	0	0	2	8	2	2	0	0	0	4	9	5
2002-03	4	2	1	1	0	5	10	8	2	1	1	0	0	2	5	5	2	1	0	1	0	3	5	3
2003-04	4	1	2	1	0	3	7	9	2	0	2	0	0	0	1	4	2	1	0	1	0	3	6	5
2004-05	-	-	-	-	-	-	-	-	-	-	-	-	-	-	-	-	-	-	-	-	-	-	-	-
2005-06	4	1	1	-	2	4	13	14	2	1	0	-	1	3	7	6	2	0	1	-	1	1	6	8
2006-07	4	1	3	-	0	2	9	18	2	0	2	-	0	0	3	10	2	1	1	-	0	2	6	8
2007-08	4	1	3	-	0	2	7	10	2	0	2	-	0	0	2	4	2	1	1	-	0	2	5	6
2008-09	4	4	0	-	0	8	18	6	2	2	0	-	0	4	9	3	2	2	0	-	0	4	9	3
2009-10	4	3	1	-	0	6	17	11	2	2	0	-	0	4	11	4	2	1	1	-	0	2	6	7
2010-11	4	3	1	-	0	6	13	7	2	1	1	-	0	2	7	3	2	2	0	-	0	4	6	4
2011-12	4	0	4	-	0	0	5	14	2	0	2	-	0	0	1	7	2	0	2	-	0	0	4	7
2012-13	3	2	1	-	0	4	13	9	1	1	0	-	0	2	6	2	2	1	1	-	0	2	7	7

* -- Franchise in Hartford, 1979-80--1996-97;
Franchise in Carolina, 1997-98--present

BOSTON vs. CHICAGO

1926-27	6	3	2	1	-	7	14	15	3	2	1	0	-	4	9	7	3	1	1	1	-	3	5	8
1927-28	6	4	0	2	-	10	11	4	3	2	0	1	-	5	5	2	3	2	0	1	-	5	6	2
1928-29	6	4	1	1	-	9	22	5	3	2	1	0	-	4	16	4	3	2	0	1	-	5	6	1
1929-30	6	3	3	0	-	6	17	13	3	3	0	0	-	6	13	5	3	0	3	0	-	0	4	8
1930-31	6	2	4	0	-	4	12	13	3	2	1	0	-	4	10	7	3	0	3	0	-	0	2	6
1931-32	8	2	4	2	-	6	13	13	4	1	2	1	-	3	8	9	4	1	2	1	-	3	5	4
1932-33	6	3	2	1	-	7	11	10	3	2	1	0	-	4	9	8	3	1	1	1	-	3	2	2
1933-34	6	3	2	1	-	7	8	6	3	2	1	0	-	4	6	4	3	1	1	1	-	3	2	2
1934-35	6	1	4	1	-	3	7	20	3	0	3	0	-	0	4	14	3	1	1	1	-	3	3	6
1935-36	8	3	4	1	-	7	16	13	4	3	1	0	-	6	11	4	4	0	3	1	-	1	5	9
1936-37	8	5	2	1	-	11	23	14	4	1	2	1	-	3	11	10	4	4	0	0	-	8	12	4
1937-38	8	6	2	0	-	12	29	13	4	4	0	0	-	8	16	4	4	2	2	0	-	4	13	9
1938-39	8	8	0	0	-	16	32	7	4	4	0	0	-	8	17	5	4	4	0	0	-	8	15	2
1939-40	8	6	1	1	-	13	29	11	4	4	0	0	-	8	20	4	4	2	1	1	-	5	9	7
1940-41	8	4	2	2	-	10	25	22	4	2	1	1	-	5	13	12	4	2	1	1	-	5	12	10
1941-42	8	3	3	2	-	8	26	21	4	2	1	1	-	5	17	10	4	1	2	1	-	3	9	11
1942-43	10	3	4	3	-	9	41	41	5	3	1	1	-	7	27	21	5	0	3	2	-	2	14	20
1943-44	10	5	5	0	-	10	40	44	5	4	1	0	-	8	22	18	5	1	4	0	-	2	18	26
1944-45	10	7	3	0	-	14	41	32	5	4	1	0	-	8	22	15	5	3	2	0	-	6	19	17
1945-46	10	4	6	0	-	8	34	41	5	4	1	0	-	8	23	17	5	0	5	0	-	0	11	24
1946-47	12	6	5	1	-	13	51	41	6	4	1	1	-	9	25	15	6	2	4	0	-	4	26	26
1947-48	12	3	7	2	-	8	32	49	6	1	3	2	-	4	16	26	6	2	4	0	-	4	16	23
1948-49	12	6	5	1	-	13	41	36	6	5	1	0	-	10	26	13	6	1	4	1	-	3	15	23
1949-50	14	5	7	2	-	12	58	66	7	3	3	1	-	7	34	30	7	2	4	1	-	5	24	36
1950-51	14	9	4	1	-	19	62	48	7	5	1	1	-	15	39	24	7	4	3	0	-	8	23	24

YEAR-BY-YEAR SEASON SERIES BY TEAM



KEY:	Overall								Home								Road							
	GP	W	L	T	O	PTS	GF	GA	GP	W	L	T	O	PTS	GF	GA	GP	W	L	T	O	PTS	GF	GA
1951-52	14	9	3	2	-	20	48	29	7	5	2	0	-	10	24	16	7	4	1	2	-	10	24	13
1952-53	14	4	5	5	-	13	34	31	7	4	1	2	-	10	22	13	7	0	4	3	-	3	8	18
1953-54	14	11	1	2	-	24	49	31	7	7	0	0	-	14	34	14	7	4	1	2	-	10	15	17
1954-55	14	7	4	3	-	17	41	43	7	4	2	1	-	9	23	18	7	3	2	2	-	8	18	25
1955-56	14	3	8	3	-	9	24	46	7	1	4	2	-	4	13	24	7	2	4	1	-	5	11	22
1956-57	14	8	5	1	-	17	45	37	7	6	1	0	-	12	25	12	7	2	4	1	-	5	20	25
1957-58	14	7	3	4	-	18	40	31	7	4	1	2	-	10	26	21	7	3	2	2	-	8	14	10
1958-59	14	6	7	1	-	13	46	46	7	4	3	0	-	8	21	20	7	2	4	1	-	5	24	26
1959-60	14	5	6	3	-	13	40	46	7	3	3	1	-	7	25	25	7	2	3	2	-	6	15	21
1960-61	14	4	6	4	-	12	40	46	7	4	1	2	-	10	24	14	7	0	5	2	-	2	16	32
1961-62	14	2	10	2	-	6	32	65	7	1	5	1	-	3	18	31	7	1	5	1	-	3	14	34
1962-63	14	2	10	2	-	6	34	56	7	1	5	1	-	3	14	30	7	1	5	1	-	3	20	26
1963-64	14	3	9	2	-	8	33	49	7	2	4	1	-	5	17	23	7	1	5	1	-	3	16	26
1964-65	14	6	8	0	-	12	35	57	7	4	3	0	-	8	18	20	7	2	5	0	-	4	17	37
1965-66	14	4	8	2	-	10	33	59	7	4	2	1	-	9	20	26	7	0	6	1	-	1	13	33
1966-67	14	2	11	1	-	5	28	59	7	0	7	0	-	0	13	36	7	2	4	1	-	5	15	23
1967-68	10	5	3	2	-	12	47	27	5	3	0	2	-	8	29	10	5	2	3	0	-	4	18	17
1968-69	8	5	2	1	-	11	44	33	4	3	0	1	-	7	27	16	4	2	2	0	-	4	17	17
1969-70	8	3	3	2	-	8	21	19	4	3	1	0	-	6	12	3	4	0	2	2	-	2	9	16
1970-71	6	2	3	1	-	5	19	17	3	2	0	1	-	5	12	7	3	0	3	0	-	0	7	10
1971-72	6	4	1	1	-	9	20	13	3	2	0	1	-	5	11	8	3	2	1	0	-	4	9	5
1972-73	5	2	3	0	-	4	17	16	3	1	2	0	-	2	9	10	2	1	1	0	-	2	8	6
1973-74	5	0	2	3	-	3	13	18	2	0	1	1	-	1	3	4	3	0	1	2	-	2	10	14
1974-75	4	2	2	0	-	4	14	15	2	2	0	0	-	4	11	3	2	0	2	0	-	0	3	12
1975-76	4	3	0	1	-	7	17	10	2	2	0	0	-	4	9	5	2	1	0	1	-	3	8	5
1976-77	4	4	0	0	-	8	22	12	2	2	0	0	-	4	13	7	2	2	0	0	-	4	9	5
1977-78	4	3	1	0	-	6	13	4	2	2	0	0	-	4	8	0	2	1	1	0	-	2	5	4
1978-79	5	3	1	1	-	7	23	14	2	2	0	0	-	4	10	3	3	1	1	1	-	3	13	11
1979-80	4	2	2	0	-	4	13	10	2	1	1	0	-	2	6	4	2	1	1	0	-	2	7	6
1980-81	4	3	1	0	-	6	18	8	2	2	0	0	-	4	12	3	2	1	1	0	-	2	6	5
1981-82	3	1	2	0	-	2	12	14	1	0	1	0	-	0	3	4	2	1	1	0	-	2	9	10
1982-83	3	3	0	0	-	6	14	6	2	2	0	0	-	4	10	5	1	1	0	0	-	2	4	1
1983-84	3	1	2	0	-	2	8	11	1	0	1	0	-	0	2	5	2	1	1	0	-	2	6	6
1984-85	3	0	3	0	-	0	9	12	2	0	2	0	-	0	6	8	1	0	1	0	-	0	3	4
1985-86	3	1	2	0	-	2	12	13	1	1	0	0	-	2	5	4	2	0	2	0	-	0	7	9
1986-87	3	1	1	1	-	3	14	16	2	0	1	1	-	1	6	10	1	1	0	0	-	2	8	6
1987-88	3	3	0	0	-	6	16	8	1	1	0	0	-	2	7	3	2	2	0	0	-	4	9	5
1988-89	3	3	0	0	-	6	24	8	2	2	0	0	-	4	14	5	1	1	0	0	-	2	10	3
1989-90	3	3	0	0	-	6	14	7	1	1	0	0	-	2	4	3	2	2	0	0	-	4	10	4
1990-91	3	2	1	0	-	4	11	11	2	2	0	0	-	4	10	7	1	0	1	0	-	0	1	4
1991-92	3	1	2	0	-	2	7	9	1	0	1	0	-	0	1	2	2	1	1	0	-	2	6	7
1992-93	2	0	2	0	-	0	5	9	1	0	1	0	-	0	2	3	1	0	1	0	-	0	3	6
1993-94	2	1	1	0	-	2	8	5	1	0	1	0	-	0	4	5	1	1	0	0	-	2	4	0
1994-95	-	-	-	-	-	-	-	-	-	-	-	-	-	-	-	-	-	-	-	-	-	-	-	-
1995-96	2	0	2	0	-	0	2	8	1	0	1	0	-	0	2	5	1	0	1	0	-	0	0	3
1996-97	2	0	1	1	-	1	6	8	1	0	0	1	-	1	3	3	1	0	1	0	-	0	3	5
1997-98	2	0	2	0	-	0	1	3	1	0	1	0	-	0	1	2	1	0	1	0	-	0	0	1
1998-99	2	1	0	1	-	3	9	6	1	0	0	1	-	1	3	3	1	1	0	0	-	2	6	3
1999-00	2	0	1	0	1	1	7	14	1	0	1	0	-	0	3	9	1	0	0	0	1	1	4	5
2000-01	1	1	0	0	0	2	5	4	1	1	0	0	0	2	5	4	-	-	-	-	-	-	-	-
2001-02	2	1	0	1	0	3	5	4	1	1	0	0	0	2	2	1	1	0	0	1	0	1	3	3
2002-03	2	0	2	0	0	0	6	11	1	0	1	0	0	0	1	3	1	0	1	0	0	0	5	8
2003-04	1	0	0	0	1	1	1	2	-	-	-	-	-	-	-	-	1	0	0	0	1	1	1	2
2004-05	-	-	-	-	-	-	-	-	-	-	-	-	-	-	-	-	-	-	-	-	-	-	-	-
2005-06	-	-	-	-	-	-	-	-	-	-	-	-	-	-	-	-	-	-	-	-	-	-	-	-
2006-07	1	1	0	-	0	2	5	3	-	-	-	-	-	-	-	-	1	1	0	-	0	2	5	3
2007-08	1	1	0	-	0	2	3	1	1	1	0	-	0	2	3	1	-	-	-	-	-	-	-	-
2008-09	2	2	0	-	0	4	7	4	1	1	0	-	0	2	5	3	1	1	0	-	0	2	2	1
2009-10	2	0	1	-	1	1	6	10	1	0	1	-	0	0	2	5	1	0	0	-	1	1	4	5
2010-11	1	1	0	-	0	2	3	0	1	1	0	-	0	2	3	0	-	-	-	-	-	-	-	-
2011-12	1	1	0	-	0	2	3	2	-	-	-	-	-	-	-	-	1	1	0					

YEAR-BY-YEAR SEASON SERIES BY TEAM



KEY:	Overall								Home								Road							
	GP	W	L	T	O	PTS	GF	GA	GP	W	L	T	O	PTS	GF	GA	GP	W	L	T	O	PTS	GF	GA
2003-04	1	1	0	0	0	2	4	1	-	-	-	-	-	-	-	-	1	1	0	0	0	2	4	1
2004-05	-	-	-	-	-	-	-	-	-	-	-	-	-	-	-	-	-	-	-	-	-	-	-	-
2005-06	1	0	1	-	0	0	1	4	-	-	-	-	-	-	-	-	1	0	1	-	0	0	1	4
2006-07	1	0	1	-	0	0	0	2	1	0	1	-	0	0	0	2	-	-	-	-	-	-	-	-
2007-08	-	-	-	-	-	-	-	-	-	-	-	-	-	-	-	-	-	-	-	-	-	-	-	-
2008-09	1	1	0	-	0	2	5	4	-	-	-	-	-	-	-	-	1	1	0	-	0	2	5	4
2009-10	1	0	1	-	0	0	3	4	1	0	1	-	0	0	3	4	-	-	-	-	-	-	-	-
2010-11	1	1	0	-	0	2	6	2	-	-	-	-	-	-	-	-	1	1	0	-	0	2	6	2
2011-12	1	0	1	-	0	0	0	1	1	0	1	-	0	0	0	1	-	-	-	-	-	-	-	-
2012-13	-	-	-	-	-	-	-	-	-	-	-	-	-	-	-	-	-	-	-	-	-	-	-	-
* -- Franchise in Quebec, 1979-80--1994-95; Franchise in Colorado, 1995-96--present																								
BOSTON vs. COLUMBUS																								
2000-01	1	0	0	0	1	1	2	3	-	-	-	-	-	-	-	-	1	0	0	0	1	1	2	3
2001-02	2	1	1	0	0	2	9	5	1	0	1	0	0	0	1	5	1	1	0	0	0	2	8	0
2002-03	1	1	0	0	0	2	7	2	1	1	0	0	0	2	7	2	-	-	-	-	-	-	-	-
2003-04	1	1	0	0	0	2	4	0	-	-	-	-	-	-	-	-	1	1	0	0	0	2	4	0
2004-05	-	-	-	-	-	-	-	-	-	-	-	-	-	-	-	-	-	-	-	-	-	-	-	-
2005-06	-	-	-	-	-	-	-	-	-	-	-	-	-	-	-	-	-	-	-	-	-	-	-	-
2006-07	1	0	0	-	1	1	4	5	-	-	-	-	-	-	-	-	1	0	0	-	1	1	4	5
2007-08	1	1	0	-	0	2	2	0	1	1	0	-	0	2	2	0	-	-	-	-	-	-	-	-
2008-09	1	0	1	-	0	0	0	2	-	-	-	-	-	-	-	-	1	0	1	-	0	0	0	2
2009-10	1	0	1	-	0	0	2	3	1	0	1	-	0	0	2	3	-	-	-	-	-	-	-	-
2010-11	1	1	0	-	0	2	3	2	-	-	-	-	-	-	-	-	1	1	0	-	0	2	3	2
2011-12	2	2	0	-	0	4	7	4	1	1	0	-	0	2	2	1	1	1	0	-	0	2	5	3
2012-13	-	-	-	-	-	-	-	-	-	-	-	-	-	-	-	-	-	-	-	-	-	-	-	-
BOSTON vs. DALLAS*																								
1967-68	4	2	2	0	-	4	21	13	2	2	0	0	-	4	14	3	2	0	2	0	-	0	7	10
1968-69	6	4	0	2	-	10	22	11	3	3	0	0	-	6	13	4	3	1	0	2	-	4	9	7
1969-70	6	4	1	1	-	9	24	16	3	2	0	1	-	5	13	7	3	2	1	0	-	4	11	9
1970-71	6	5	0	1	-	11	36	12	3	2	0	1	-	5	16	6	3	3	0	0	-	6	20	6
1971-72	6	5	0	1	-	11	31	16	6	3	0	0	-	6	18	6	3	2	0	1	-	5	13	10
1972-73	5	3	1	1	-	7	13	11	2	1	0	1	-	3	6	4	3	2	1	0	-	4	7	7
1973-74	5	3	0	2	-	8	21	10	3	2	0	1	-	5	11	5	2	1	0	1	-	3	10	5
1974-75	4	3	0	1	-	7	24	6	2	2	0	0	-	4	13	3	2	1	0	1	-	3	11	3
1975-76	4	3	0	1	-	7	19	5	2	1	0	1	-	3	8	2	2	2	0	0	-	3	11	3
1976-77	4	1	2	1	-	3	11	10	2	1	0	1	-	3	9	5	2	0	2	0	-	0	2	5
1977-78	4	3	1	0	-	6	14	8	2	2	0	0	-	4	11	4	2	1	1	0	-	2	3	4
1978-79	8	5	0	3	-	13	36	22	4	3	0	1	-	7	22	12	4	2	0	2	-	6	14	10
1979-80	4	2	2	0	-	4	12	11	2	2	0	0	-	4	7	2	2	0	2	0	-	0	5	9
1980-81	4	2	1	1	-	5	14	10	2	2	0	0	-	4	9	4	2	0	1	1	-	1	5	6
1981-82	3	1	2	0	-	2	10	12	2	0	2	0	-	0	6	10	1	1	0	0	-	2	4	2
1982-83	3	3	0	0	-	6	15	8	1	1	0	0	-	2	4	3	2	2	0	0	-	4	11	5
1983-84	3	1	2	0	-	2	12	11	2	0	2	0	-	0	4	10	1	1	0	0	-	2	8	1
1984-85	3	3	0	0	-	6	12	8	1	1	0	0	-	2	4	3	2	2	0	0	-	4	8	5
1985-86	3	3	0	0	-	6	12	6	2	2	0	0	-	4	7	3	1	1	0	0	-	2	5	3
1986-87	3	3	0	0	-	6	12	5	1	1	0	0	-	2	6	2	2	2	0	0	-	4	6	3
1987-88	3	3	0	0	-	6	20	10	2	2	0	0	-	4	13	5	1	1	0	0	-	2	7	5
1988-89	3	0	2	1	-	1	6	13	1	0	1	0	-	0	1	4	2	0	1	1	-	1	5	9
1989-90	3	2	1	0	-	4	13	11	2	1	1	0	-	2	10	9	1	1	0	0	-	2	3	2
1990-91	3	1	0	2	-	4	13	9	1	1	0	0	-	2	6	2	2	0	0	2	-	2	7	7
1991-92	2	1	1	0	-	2	3	6	1	1	0	0	-	2	3	2	1	0	1	0	-	0	0	4
1992-93	2	0	1	1	-	1	6	8	1	0	0	1	-	1	3	3	1	0	1	0	-	0	3	5
1993-94	2	1	0	1	-	3	5	2	1	0	0	1	-	1	2	2	1	1	0	0	-	2	3	0
1994-95	-	-	-	-	-	-	-	-	-	-	-	-	-	-	-	-	-	-	-	-	-	-	-	-
1995-96	2	1	1	0	-	2	11	10	1	1	0	0	-	2	6	4	1	0	1	0	-	0	5	6
1996-97	2	1	1	0	-	2	7	8	1	1	0	0	-	2	3	2	1	0	1	0	-	0	4	6
1997-98	2	0	1	1	-	1	3	5	1	0	1	0	-	0	0	2	1	0	0	1	-	1	3	3
1998-99	2	0	2	0	-	0	2	9	1	0	1	0	-	0	1	3	1	0	1	0	-	0	1	6
1999-00	1	0	0	1	0	1	2	2	-	-	-	-	-	-	-	-	1	0	0	1	0	1	2	2
2000-01	2	0	1	0	1	1	4	9	1	0	1	0	0	0	0	4	1	0	0	0	1	1	4	5
2001-02	1	0	1	0	0	0	1	2	-	-	-	-	-	-	-	-	1	0	1	0	0	0	1	2
2002-03	1	0	0	1	0	1	5	5	1	0	0	1	0	1	5	5	-	-	-	-	-	-	-	-
2003-04	2	2	0	0	0	4	6	1	1	1	0	0	0	2	4	1	1	1	0	0	0	0	2	0
2004-05	-	-	-	-	-	-	-	-	-	-	-	-	-	-	-	-	-	-	-	-	-	-	-	-
2005-06	1	0	0	-	1	1	1	2	1	0	0	-	1	1	1	2	-	-	-	-	-	-	-	-
2006-07	-	-	-	-	-	-	-	-	-	-	-	-	-	-	-	-	-	-	-	-	-	-	-	-
2007-08	1	0	1	-	0	0	1	4	-	-	-	-	-	-	-	-	1	0	1	-	0	0	1	4
2008-09	1	1	0	-	0	2	5	1	1	1	0	-	0	2	5	1	-	-	-	-	-	-	-	-
2009-10	1	1	0	-	0	2	3	0	-	-	-	-	-	-	-	-	1	1	0	-	0	2	3	0
2010-11	1	1	0	-	0	2	6	3	1	1	0	-	0	2	6	3	-	-	-	-	-	-	-	-
2011-12	1	0	1	-	0	0	2	4	-	-	-	-	-	-	-	-								

YEAR-BY-YEAR SEASON SERIES BY TEAM



KEY:	Overall								Home								Road							
	GP	W	L	T	O	PTS	GF	GA	GP	W	L	T	O	PTS	GF	GA	GP	W	L	T	O	PTS	GF	GA
1935-36	8	5	3	0	-	10	18	11	4	3	1	0	-	6	8	3	4	2	2	0	-	4	10	8
1936-37	8	1	7	0	-	2	18	28	4	1	3	0	-	2	12	10	4	0	4	0	-	0	6	18
1937-38	8	5	2	1	-	11	29	15	4	3	1	0	-	6	16	6	4	2	1	1	-	5	13	9
1938-39	8	7	1	0	-	14	25	8	4	4	0	0	-	8	13	3	4	3	1	0	-	6	12	5
1939-40	8	5	3	0	-	10	32	19	4	4	0	0	-	8	23	7	4	1	3	0	-	2	9	12
1940-41	8	3	0	5	-	11	23	14	4	2	0	2	-	6	13	6	4	1	0	3	-	5	10	8
1941-42	8	4	2	2	-	10	25	16	4	3	0	1	-	7	15	5	4	1	2	1	-	3	10	11
1942-43	10	4	4	2	-	10	22	25	5	3	1	1	-	7	16	12	5	1	3	1	-	3	6	13
1943-44	10	1	7	2	-	4	42	58	5	1	3	1	-	3	19	26	5	0	4	1	-	1	23	32
1944-45	10	0	9	1	-	1	32	58	5	0	4	1	-	1	14	22	5	0	5	0	-	0	18	36
1945-46	10	4	3	3	-	11	26	24	5	3	0	2	-	8	15	6	5	1	3	1	-	3	11	18
1946-47	12	6	3	3	-	15	35	29	6	5	0	1	-	11	25	11	6	1	3	2	-	4	10	18
1947-48	12	4	6	2	-	10	29	29	6	1	3	2	-	4	15	17	6	3	3	0	-	6	14	12
1948-49	12	5	4	3	-	13	37	41	6	2	2	2	-	6	16	15	6	3	2	1	-	7	21	26
1949-50	14	3	8	3	-	9	36	50	7	2	5	0	-	4	21	30	7	1	3	3	-	5	15	20
1950-51	14	2	8	4	-	8	25	37	7	2	3	2	-	6	16	15	7	0	5	2	-	2	9	22
1951-52	14	3	8	3	-	9	23	35	7	2	3	2	-	6	14	16	7	1	5	1	-	3	9	19
1952-53	14	2	10	2	-	6	19	62	7	2	4	1	-	5	13	27	7	0	6	1	-	1	6	35
1953-54	14	3	8	3	-	9	29	42	7	2	3	2	-	6	18	18	7	1	5	1	-	3	11	24
1954-55	14	3	7	4	-	10	37	45	7	3	3	1	-	7	27	22	7	0	4	3	-	3	10	23
1955-56	14	3	8	3	-	9	25	35	7	3	3	1	-	7	12	13	7	0	5	2	-	2	13	22
1956-57	14	7	4	3	-	17	36	33	7	3	2	2	-	8	20	18	7	4	2	1	-	9	16	15
1957-58	14	8	5	1	-	17	48	37	7	6	1	0	-	12	32	14	7	2	4	1	-	5	16	23
1958-59	14	8	5	1	-	17	39	34	7	6	1	0	-	12	21	11	7	2	4	1	-	5	18	23
1959-60	14	5	8	1	-	11	43	46	7	4	2	1	-	9	23	19	7	1	6	0	-	2	20	27
1960-61	14	4	8	2	-	10	37	54	7	3	3	1	-	7	21	23	7	1	5	1	-	3	16	31
1961-62	14	4	8	2	-	10	30	47	7	3	2	2	-	8	19	18	7	1	6	0	-	2	11	29
1962-63	14	2	7	5	-	9	45	54	7	1	3	3	-	5	22	25	7	1	4	2	-	4	23	29
1963-64	14	3	10	1	-	7	24	38	7	3	3	1	-	7	17	17	7	0	7	0	-	0	7	21
1964-65	14	3	10	1	-	7	29	56	7	2	4	1	-	5	17	22	7	1	6	0	-	2	12	34
1965-66	14	2	11	1	-	5	35	64	7	1	6	0	-	2	19	31	7	1	5	1	-	3	16	33
1966-67	14	6	6	2	-	14	53	51	7	5	1	1	-	11	39	22	7	1	5	1	-	3	14	29
1967-68	10	5	3	2	-	12	43	41	5	3	1	1	-	7	26	24	5	2	2	1	-	5	17	17
1968-69	8	3	2	3	-	9	28	26	4	3	0	1	-	7	14	7	4	0	2	2	-	2	14	19
1969-70	8	1	2	5	-	7	24	27	4	1	0	3	-	5	15	13	4	0	2	2	-	2	9	14
1970-71	6	5	1	0	-	10	36	18	3	3	0	0	-	6	20	8	3	2	1	0	-	4	16	10
1971-72	6	5	1	0	-	10	26	18	3	3	0	0	-	6	16	7	3	2	1	0	-	4	10	11
1972-73	5	3	2	0	-	6	26	16	3	2	1	0	-	4	18	8	2	1	1	0	-	2	8	8
1973-74	6	4	1	1	-	9	37	14	3	3	0	0	-	6	22	2	3	1	1	1	-	3	15	12
1974-75	5	4	1	0	-	8	31	21	3	2	1	0	-	4	18	14	2	2	0	0	-	4	13	7
1975-76	5	3	0	2	-	8	25	9	2	2	0	0	-	4	14	3	3	1	0	2	-	4	11	6
1976-77	5	4	1	0	-	8	27	14	3	2	1	0	-	4	15	10	2	2	0	0	-	4	12	4
1977-78	5	4	0	1	-	9	27	10	2	2	0	0	-	4	13	5	3	2	0	1	-	5	14	5
1978-79	4	3	1	0	-	6	18	18	2	2	0	0	-	4	11	7	2	1	1	0	-	2	7	11
1979-80	4	2	1	1	-	5	18	17	2	1	0	1	-	3	10	8	2	1	1	0	-	2	8	9
1980-81	4	2	0	2	-	6	19	14	2	2	0	0	-	4	12	7	2	0	0	2	-	2	7	7
1981-82	3	2	0	1	-	5	14	10	1	1	0	0	-	2	5	3	2	1	0	1	-	3	9	7
1982-83	3	3	0	0	-	6	17	4	2	2	0	0	-	4	14	3	1	1	0	0	-	2	3	1
1983-84	3	2	1	0	-	4	16	10	1	0	1	0	-	0	5	6	2	2	0	0	-	4	11	4
1984-85	3	3	0	0	-	6	13	7	2	2	0	0	-	4	9	5	1	1	0	0	-	2	4	2
1985-86	3	2	1	0	-	4	20	11	1	1	0	0	-	2	6	3	2	1	1	0	-	2	14	8
1986-87	3	0	2	1	-	1	8	11	2	0	1	1	-	1	7	8	1	0	1	0	-	0	1	3
1987-88	3	1	2	0	-	2	3	5	1	0	1	0	-	0	2	3	2	1	1	0	-	2	1	2
1988-89	3	0	2	1	-	1	11	15	2	0	1	1	-	1	9	10	1	0	1	0	-	0	2	5
1989-90	3	3	0	0	-	6	10	6	1	1	0	0	-	2	6	5	2	2	0	0	-	4	4	1
1990-91	3	2	1	0	-	4	14	10	2	1	1	0	-	2	9	6	1	1	0	0	-	2	5	4
1991-92	2	2	0	0	-	4	9	4	1	1	0	0	-	2	4	1	1	1	0	0	-	2	5	3
1992-93	2	0	2	0	-	0	5	13	1	0	1	0	-	0	4	7	1	0	1	0	-	0	1	6
1993-94	2	0	2	0	-	0	3																	

YEAR-BY-YEAR SEASON SERIES BY TEAM



KEY:	Overall								Home								Road								
	GP	W	L	T	O	PTS	GF	GA	GP	W	L	T	O	PTS	GF	GA	GP	W	L	T	O	PTS	GF	GA	
1987-88	3	1	1	1	-	3	12	10	1	0	0	1	-	1	2	2	2	1	1	0	0	-	2	10	8
1988-89	3	3	0	0	-	6	13	7	2	2	0	0	-	4	9	5	1	1	0	0	-	2	4	2	
1989-90	3	2	0	1	-	5	12	5	1	1	0	0	-	2	6	2	2	1	0	1	-	3	6	3	
1990-91	3	2	1	0	-	4	11	15	2	2	0	0	-	4	10	7	1	0	1	0	-	0	1	8	
1991-92	3	2	1	0	-	4	14	10	2	1	1	0	-	2	9	7	1	1	0	0	-	2	5	3	
1992-93	2	1	1	0	-	2	9	7	1	0	1	0	-	0	3	4	1	1	0	0	-	2	6	3	
1993-94	2	2	0	0	-	4	8	2	1	1	0	0	-	2	5	1	1	1	0	0	-	2	3	1	
1994-95	-	-	-	-	-	-	-	-	-	-	-	-	-	-	-	-	-	-	-	-	-	-	-	-	
1995-96	2	1	1	0	-	2	10	8	1	0	1	0	-	0	3	4	1	1	0	0	-	2	7	4	
1996-97	2	0	2	0	-	0	3	10	1	0	1	0	-	0	0	6	1	0	1	0	-	0	3	4	
1997-98	2	2	0	0	-	4	5	2	1	1	0	0	-	2	3	1	1	1	0	0	-	2	2	1	
1998-99	1	1	0	0	-	2	2	0	-	-	-	-	-	-	-	-	1	1	0	0	-	2	2	0	
1999-00	2	0	1	1	0	1	4	6	1	0	0	1	0	1	2	2	1	0	1	0	0	0	2	4	
2000-01	1	0	1	0	0	0	1	6	-	-	-	-	-	-	-	-	1	0	1	0	0	0	1	6	
2001-02	1	1	0	0	0	2	1	0	1	1	0	0	0	2	1	0	-	-	-	-	-	-	-	-	
2002-03	2	2	0	0	0	4	10	4	1	1	0	0	0	2	6	1	1	1	0	0	0	2	4	3	
2003-04	1	1	0	0	0	2	4	3	1	1	0	0	0	2	4	3	-	-	-	-	-	-	-	-	
2004-05	-	-	-	-	-	-	-	-	-	-	-	-	-	-	-	-	-	-	-	-	-	-	-	-	
2005-06	1	1	0	-	0	2	5	4	-	-	-	-	-	-	-	-	1	1	0	-	0	2	5	4	
2006-07	1	1	0	-	0	2	3	0	1	1	0	-	0	2	3	0	-	-	-	-	-	-	-	-	
2007-08	-	-	-	-	-	-	-	-	-	-	-	-	-	-	-	-	-	-	-	-	-	-	-	-	
2008-09	1	1	0	-	0	2	1	0	-	-	-	-	-	-	-	-	1	1	0	-	0	2	1	0	
2009-10	1	1	0	-	0	2	2	0	1	1	0	-	0	2	2	0	-	-	-	-	-	-	-	-	
2010-11	1	1	0	-	0	2	3	2	-	-	-	-	-	-	-	-	1	1	0	-	0	2	3	2	
2011-12	1	1	0	-	0	2	6	3	1	1	0	-	0	2	6	3	-	-	-	-	-	-	-	-	
2012-13	-	-	-	-	-	-	-	-	-	-	-	-	-	-	-	-	-	-	-	-	-	-	-	-	
BOSTON vs. FLORIDA																									
1993-94	4	2	1	1	-	5	7	8	2	1	0	1	-	3	5	4	2	1	1	0	-	2	2	4	
1994-95	3	1	2	0	-	2	6	8	2	0	2	0	-	0	1	4	1	1	0	0	-	2	5	4	
1995-96	4	2	1	1	-	5	13	10	2	1	0	1	-	3	8	6	2	1	1	0	-	2	5	4	
1996-97	4	2	2	0	-	4	9	10	2	1	1	0	-	2	5	6	2	1	1	0	-	2	4	4	
1997-98	4	1	3	0	-	2	17	20	2	0	2	0	-	0	6	8	2	1	1	0	-	2	11	12	
1998-99	4	3	0	1	-	7	13	7	2	1	0	1	-	3	7	5	2	2	0	0	-	4	6	2	
1999-00	4	0	3	0	1	1	8	18	2	0	2	0	-	0	2	8	2	0	1	0	1	1	6	10	
2000-01	4	1	3	0	0	2	7	10	2	1	1	0	0	2	6	5	2	0	2	0	0	0	1	5	
2001-02	4	4	0	0	0	8	18	5	2	2	0	0	0	4	8	3	2	2	0	0	0	4	10	2	
2002-03	4	2	1	1	0	5	13	12	2	1	0	1	0	3	7	4	2	1	1	0	0	2	6	8	
2003-04	4	0	2	2	0	2	3	6	2	0	2	0	0	0	1	2	2	0	0	2	0	2	2	2	
2004-05	-	-	-	-	-	-	-	-	-	-	-	-	-	-	-	-	-	-	-	-	-	-	-	-	
2005-06	4	2	1	-	1	5	16	13	2	1	0	-	1	3	7	5	2	1	1	-	0	2	9	8	
2006-07	4	0	4	-	0	0	10	24	2	0	2	-	0	0	5	9	2	0	2	-	0	0	5	15	
2007-08	4	2	1	-	1	5	11	14	2	0	1	-	1	1	3	7	2	2	0	-	0	4	8	7	
2008-09	4	3	1	-	0	6	14	5	2	2	0	-	0	4	10	3	2	1	1	-	0	2	4	2	
2009-10	4	2	1	-	1	5	5	5	2	0	1	-	1	1	0	2	2	2	0	-	0	4	5	3	
2010-11	4	4	0	-	0	8	11	4	2	2	0	-	0	4	6	1	2	2	0	-	0	4	5	3	
2011-12	4	2	2	-	0	4	13	10	2	1	1	-	0	2	8	2	2	1	1	-	0	2	5	8	
2012-13	3	3	0	-	0	6	11	2	2	2	0	-	0	4	7	1	1	1	0	-	0	2	4	1	
BOSTON vs. LOS ANGELES																									
1967-68	4	3	1	0	-	6	14	10	2	1	1	0	-	2	3	3	2	2	0	0	-	4	11	7	
1968-69	6	5	1	0	-	10	29	16	3	3	0	0	-	6	17	7	3	2	1	0	-	4	12	9	
1969-70	6	5	0	1	-	11	34	17	3	3	0	0	-	6	20	8	3	2	0	1	-	5	14	9	
1970-71	6	5	1	0	-	10	41	24	3	3	0	0	-	6	22	12	3	2	1	0	-	4	19	12	
1971-72	6	4	1	1	-	9	30	15	3	1	1	1	-	3	12	5	3	3	0	0	-	6	18	10	
1972-73	5	3	2	0	-	6	19	19	3	2	1	0	-	4	10	9	2	1	1	0	-	2	9	10	
1973-74	5	3	1	1	-	7	18	13	2	2	0	0	-	4	8	3	3	1	1	1	-	3	10	10	
1974-75	5	2	3	0	-	4	14	15	2	1	1	0	-	2	9	5	3	1	2	0	-	2	5	10	
1975-76	5	4	1	0	-	8	19	9	3	2	1	0	-	4	11	6	2	2	0	0	-	4	8	3	
1976-77	5	2	2	1	-	5	12	14	2	1	0	1	-	3	6	5	3	1	2	0	-	2	6	9	
1977-78	5	5	0	0	-	10	28	11	3	3	0	0	-	6	20	6	2	2	0	0	-	4	8	5	
1978-79	4	1	3	0	-	2	10	16	2	0	2	0	-	0	6	11	2	1	1	0	-	2	4	5	
1979-80	4	2	1	1	-	5	13	11	2	2	0	0	-	4	9	4	2	0	1	1	-	1	4	7	
1980-81	4	2	2	0	-	4	16	15	2	1	1	0	-	2	11	7	2	1	1	0	-	2	5	8	
1981-82	3	3	0	0	-	6	15	8	2	2	0	0	-	4	10	4	1	1	0	0	-	2	5	4	
1982-83	3	1	2	0	-	2	11	10	1	1	0	0	-	2	4	0	2	0	2	0	-	0	7	10	
1983-84	3	3	0	0	-	6	17	9	2	2	0	0	-	4	11	6	1	1							

YEAR-BY-YEAR SEASON SERIES BY TEAM



KEY:	Overall								Home								Road							
	GP	W	L	T	O	PTS	GF	GA	GP	W	L	T	O	PTS	GF	GA	GP	W	L	T	O	PTS	GF	GA
2005-06	1	0	1	-	0	0	0	6	1	0	1	-	0	0	0	6	-	-	-	-	-	-	-	-
2006-07	-	-	-	-	-	-	-	-	-	-	-	-	-	-	-	-	-	-	-	-	-	-	-	
2007-08	1	1	0	-	0	2	8	6	-	-	-	-	-	-	-	-	1	1	0	-	0	2	8	6
2008-09	1	0	0	-	1	1	2	3	1	0	0	-	1	1	2	3	-	-	-	-	-	-	-	-
2009-10	2	0	0	-	2	2	5	7	1	0	0	-	1	1	2	3	1	0	0	-	1	1	3	4
2010-11	2	0	1	-	1	1	3	6	1	0	0	-	1	1	3	4	1	0	1	-	0	0	0	2
2011-12	2	2	0	-	0	4	7	2	1	1	0	-	0	2	3	0	1	1	0	-	0	2	4	2
2012-13	-	-	-	-	-	-	-	-	-	-	-	-	-	-	-	-	-	-	-	-	-	-	-	-
BOSTON vs. MINNESOTA																								
2000-01	1	0	1	0	0	0	1	6	1	0	1	0	0	0	1	6	-	-	-	-	-	-	-	-
2001-02	2	0	2	0	0	0	4	7	1	0	1	0	0	0	3	5	1	0	1	0	0	0	1	2
2002-03	1	0	1	0	0	0	1	5	-	-	-	-	-	-	-	-	1	0	1	0	0	0	1	5
2003-04	1	0	1	0	0	0	0	2	1	0	1	0	0	0	0	2	-	-	-	-	-	-	-	-
2004-05	-	-	-	-	-	-	-	-	-	-	-	-	-	-	-	-	-	-	-	-	-	-	-	-
2005-06	1	1	0	-	0	2	3	2	-	-	-	-	-	-	-	-	1	1	0	-	0	2	3	2
2006-07	1	0	1	-	0	0	1	2	1	0	1	-	0	0	1	2	-	-	-	-	-	-	-	-
2007-08	-	-	-	-	-	-	-	-	-	-	-	-	-	-	-	-	-	-	-	-	-	-	-	-
2008-09	2	0	2	-	0	0	3	5	1	0	1	-	0	0	0	1	1	0	1	-	0	0	3	4
2009-10	1	1	0	-	0	2	2	1	-	-	-	-	-	-	-	-	1	1	0	-	0	2	2	1
2010-11	1	0	1	-	0	0	1	3	1	0	1	-	0	0	1	3	-	-	-	-	-	-	-	-
2011-12	1	0	1	-	0	0	0	2	-	-	-	-	-	-	-	-	1	0	1	-	0	0	0	2
2012-13	-	-	-	-	-	-	-	-	-	-	-	-	-	-	-	-	-	-	-	-	-	-	-	-
BOSTON vs. MONTREAL																								
1924-25	6	2	4	0	-	4	10	22	3	1	2	0	-	2	6	10	3	1	2	0	-	2	4	12
1925-26	6	2	3	1	-	5	19	18	3	1	2	0	-	2	8	8	3	1	1	1	-	3	11	10
1926-27	4	1	2	1	-	3	6	6	2	1	1	0	-	2	4	2	2	0	1	1	-	1	2	4
1927-28	4	0	2	2	-	2	4	10	2	0	1	1	-	1	2	4	2	0	1	1	-	1	2	6
1928-29	4	1	2	1	-	3	4	6	2	0	1	1	-	1	0	1	2	1	1	0	-	2	4	5
1929-30	4	4	0	0	-	8	13	6	2	2	0	0	-	4	8	3	2	2	0	0	-	4	5	3
1930-31	4	2	1	1	-	5	10	7	2	1	0	1	-	3	6	3	2	1	1	0	-	2	4	4
1931-32	6	3	2	1	-	7	23	16	3	3	0	0	-	6	19	7	3	0	2	1	-	1	4	9
1932-33	6	4	1	1	-	9	20	7	3	3	0	0	-	6	14	2	3	1	1	1	-	3	6	5
1933-34	6	5	1	0	-	10	19	9	3	3	0	0	-	6	12	3	3	2	1	0	-	4	7	6
1934-35	6	4	2	0	-	8	14	9	3	2	1	0	-	4	8	5	3	2	1	0	-	4	6	4
1935-36	6	3	1	2	-	8	9	8	3	2	1	0	-	4	3	3	3	1	0	2	-	4	6	5
1936-37	6	2	3	1	-	5	13	12	3	1	1	1	-	3	4	4	3	1	2	0	-	2	9	8
1937-38	6	2	2	2	-	6	6	10	3	2	0	1	-	5	3	1	3	0	2	1	-	1	3	9
1938-39	8	6	2	0	-	12	28	14	4	4	0	0	-	8	22	10	4	2	2	0	-	4	6	4
1939-40	8	6	1	1	-	13	34	15	4	3	1	0	-	6	18	7	4	3	0	1	-	7	16	8
1940-41	8	5	2	1	-	11	31	16	4	3	1	0	-	6	22	11	4	2	1	1	-	5	9	5
1941-42	8	6	1	1	-	13	34	15	4	4	0	0	-	8	22	6	4	2	1	1	-	5	12	9
1942-43	10	5	4	1	-	11	38	34	5	4	0	1	-	9	23	10	5	1	4	0	-	2	15	24
1943-44	10	3	5	2	-	8	28	49	5	3	1	1	-	7	17	15	5	0	4	1	-	1	11	34
1944-45	10	0	10	0	-	0	23	53	5	0	5	0	-	0	8	22	5	0	5	0	-	0	15	31
1945-46	10	4	5	1	-	9	27	29	5	3	2	0	-	6	13	11	5	1	3	1	-	3	14	18
1946-47	12	1	9	2	-	4	20	40	6	0	5	1	-	1	12	20	6	1	4	1	-	3	8	20
1947-48	12	6	2	4	-	16	30	22	6	3	1	2	-	8	11	10	6	3	1	2	-	8	19	12
1948-49	12	5	6	1	-	11	25	30	6	3	3	0	-	6	13	13	6	2	3	1	-	5	12	17
1949-50	14	4	5	5	-	13	32	37	7	3	1	3	-	9	19	15	7	1	4	2	-	4	13	22
1950-51	14	5	6	3	-	13	31	29	7	2	3	2	-	6	18	13	7	3	3	1	-	7	13	16
1951-52	14	7	5	2	-	16	33	32	7	4	2	1	-	9	17	14	7	3	3	1	-	7	16	18
1952-53	14	9	3	2	-	20	31	19	7	5	1	1	-	11	19	10	7	4	2	1	-	9	12	9
1953-54	14	4	6	4	-	12	32	41	7	4	1	2	-	10	18	14	7	0	5	2	-	2	14	27
1954-55	14	4	7	3	-	11	28	31	7	3	2	2	-	8	20	14	7	1	5	1	-	3	8	17
1955-56	14	5	8	1	-	11	30	40	7	2	4	1	-	5	17	23	7	3	4	0	-	6	13	17
1956-57	14	7	4	3	-	17	33	30	7	4	1	2	-	10	20	13	7	3	3	1	-	7	13	17
1957-58	14	3	9	2	-	8	36	48	7	1	5	1	-	3	18	27	7	2	4	1	-	5	18	21
1958-59	14	6	6	2	-	14	34	44	7	3	3	1	-	7	16	19	7	3	3	1	-	7	18	25
1959-60	14	4	10	0	-	8	42	69	7	4	3	0	-	8	28	28	7	0	7	0	-	0	14	41
1960-61	14	2	10	2	-	6	27	53	7	2	4	1	-	5	16	23	7	0	6	1	-	1	11	30
1961-62	14	3	10	1	-	7	38	67	7	2	4	1	-	5	21	27	7	1	6	0	-	2	17	40
1962-63	14	2	7	5	-	9	33	55	7	1	3	3	-	5	19	22	7	1	4	2	-	4	14	33
1963-64	14	2	7	5	-	9	29	37	7	1	2	4	-	6	18	19	7	1	5	1	-	3	11	18
1964-65	14	3	10	1	-	7	33	53	7	2	4	1	-	5	18	26	7	1	6	0	-	2	15	27
1965-66	14	4	9	1	-	9</																		

YEAR-BY-YEAR SEASON SERIES BY TEAM



KEY:	Overall								Home								Road							
	GP	W	L	T	O	PTS	GF	GA	GP	W	L	T	O	PTS	GF	GA	GP	W	L	T	O	PTS	GF	GA
1987-88	8	3	4	1	-	7	27	27	4	3	1	0	-	6	14	10	4	0	3	1	-	1	13	17
1988-89	8	0	7	1	-	1	12	28	4	0	3	1	-	1	8	15	4	0	4	0	-	0	4	13
1989-90	8	4	3	1	-	9	21	21	4	3	1	0	-	6	12	9	4	1	2	1	-	3	9	12
1990-91	8	5	2	1	-	11	26	23	4	2	1	1	-	5	13	11	4	3	1	0	-	6	13	12
1991-92	8	2	5	1	-	3	22	29	4	2	2	0	-	4	11	15	4	0	3	1	-	1	11	14
1992-93	9	5	4	0	-	10	29	27	4	3	1	0	-	6	13	10	5	2	3	0	-	4	16	17
1993-94	6	2	2	2	-	6	20	21	3	1	1	1	-	3	8	12	3	1	1	1	-	3	12	9
1994-95	4	4	0	0	-	8	20	8	2	2	0	0	-	4	13	4	2	2	0	0	-	4	7	4
1995-96	6	1	4	1	-	3	16	20	3	0	2	1	-	1	7	10	3	1	2	0	-	2	8	10
1996-97	6	2	4	0	-	4	15	25	3	1	2	0	-	2	7	13	3	1	2	0	-	2	8	12
1997-98	5	3	2	0	-	6	15	13	2	1	1	0	-	2	5	6	3	2	1	0	-	4	10	7
1998-99	5	4	0	1	-	9	21	6	3	2	0	1	-	5	9	2	2	2	0	0	-	4	12	4
1999-00	5	1	2	2	0	4	15	17	2	0	1	1	0	1	5	8	3	1	1	1	0	3	10	9
2000-01	5	4	1	0	0	8	11	10	3	2	1	0	0	4	6	7	2	2	0	0	0	4	5	3
2001-02	5	3	2	0	0	6	19	14	2	2	0	0	0	4	10	3	3	1	2	0	0	2	9	11
2002-03	5	2	3	0	0	4	15	16	3	2	1	0	0	4	12	9	2	0	2	0	0	0	3	7
2003-04	6	3	0	1	2	9	9	7	3	1	0	0	2	4	5	6	3	2	0	1	0	5	4	1
2004-05	-	-	-	-	-	-	-	-	-	-	-	-	-	-	-	-	-	-	-	-	-	-	-	-
2005-06	8	1	7	-	0	2	13	23	4	1	3	-	0	2	7	10	4	0	4	-	0	0	6	13
2006-07	8	3	5	-	0	6	21	24	4	2	2	-	0	4	12	12	4	1	3	-	0	2	9	12
2007-08	8	0	7	-	1	1	16	38	4	0	4	-	0	0	7	15	4	0	3	-	1	1	9	23
2008-09	6	5	0	-	1	11	22	12	3	3	0	-	0	6	14	6	3	2	0	-	1	5	8	6
2009-10	6	1	3	-	2	4	10	17	3	0	1	-	2	2	4	9	3	1	2	-	0	2	6	8
2010-11	6	2	3	-	1	5	22	20	3	2	1	-	0	4	16	9	3	0	2	-	1	1	6	11
2011-12	6	4	2	-	0	8	13	12	3	2	1	-	0	4	6	5	3	2	1	-	0	4	7	7
2012-13	4	1	2	-	1	3	11	13	2	0	1	-	1	1	8	10	2	1	1	-	0	2	3	3
BOSTON vs. NASHVILLE																								
1998-99	2	2	0	0	-	4	13	3	1	1	0	0	-	2	8	1	1	1	0	0	-	2	5	2
1999-00	2	1	1	0	0	2	6	5	1	0	1	0	0	0	1	3	1	1	0	0	0	2	5	2
2000-01	2	0	0	1	1	2	2	3	1	0	0	1	0	1	2	2	1	0	0	0	1	1	0	1
2001-02	1	1	0	0	0	2	2	1	-	-	-	-	-	-	-	-	1	1	0	0	0	2	2	1
2002-03	2	1	1	0	0	2	3	6	1	1	0	0	0	2	2	1	1	0	1	0	0	0	1	5
2003-04	2	1	1	0	0	2	4	4	1	0	1	0	0	0	1	2	1	1	0	0	0	2	3	2
2004-05	-	-	-	-	-	-	-	-	-	-	-	-	-	-	-	-	-	-	-	-	-	-	-	-
2005-06	-	-	-	-	-	-	-	-	-	-	-	-	-	-	-	-	-	-	-	-	-	-	-	-
2006-07	1	0	1	-	0	0	0	5	-	-	-	-	-	-	-	-	1	0	1	-	0	0	0	5
2007-08	1	1	0	-	0	2	3	1	1	1	0	-	0	2	3	1	-	-	-	-	-	-	-	-
2008-09	1	0	0	-	1	1	2	2	-	-	-	-	-	-	-	-	1	0	0	-	1	1	2	2
2009-10	1	1	0	-	0	2	3	2	1	1	0	-	0	2	3	2	-	-	-	-	-	-	-	-
2010-11	1	0	0	-	1	1	3	4	-	-	-	-	-	-	-	-	1	0	0	-	1	1	3	4
2011-12	1	1	0	-	0	2	4	3	1	1	0	-	0	2	4	3	-	-	-	-	-	-	-	-
2012-13	-	-	-	-	-	-	-	-	-	-	-	-	-	-	-	-	-	-	-	-	-	-	-	-
BOSTON vs. NEW JERSEY*																								
1974-75	4	2	1	1	-	5	19	10	2	1	1	0	-	2	10	5	2	1	0	1	-	3	9	5
1975-76	4	2	1	1	-	5	14	10	2	1	1	0	-	2	6	5	2	1	0	1	-	3	8	5
1976-77	4	3	1	0	-	6	16	12	2	1	1	0	-	2	9	9	2	2	0	0	-	4	7	3
1977-78	4	3	0	1	-	7	17	12	2	2	0	0	-	4	10	6	2	1	0	1	-	3	7	6
1978-79	4	3	1	0	-	6	16	12	2	1	1	0	-	2	6	6	2	2	0	0	-	4	10	6
1979-80	4	2	1	1	-	5	16	12	2	1	1	0	-	2	9	7	2	1	0	1	-	3	7	5
1980-81	4	2	1	1	-	5	13	12	2	2	0	0	-	4	9	5	2	0	1	1	-	1	4	7
1981-82	3	3	0	0	-	6	15	4	2	2	0	0	-	4	9	3	1	1	0	0	-	2	6	1
1982-83	3	1	0	2	-	4	9	6	1	1	0	0	-	2	5	2	2	0	0	2	-	2	4	4
1983-84	3	2	1	0	-	4	12	8	2	1	1	0	-	2	9	7	1	1	0	0	-	2	3	1
1984-85	3	3	0	0	-	6	15	9	1	1	0	0	-	2	5	3	2	2	0	0	-	4	10	6
1985-86	3	3	0	0	-	6	18	9	2	2	0	0	-	4	12	5	1	1	0	0	-	2	6	4
1986-87	3	1	1	1	-	3	16	12	1	0	0	1	-	1	5	5	2	1	1	0	-	2	11	7
1987-88	3	2	1	0	-	4	16	11	2	1	1	0	-	2	12	10	1	1	0	0	-	2	4	1
1988-89	3	2	0	1	-	5	14	8	1	1	0	0	-	2	5	3	2	1	0	1	-	3	9	5
1989-90	3	1	1	1	-	3	10	10	2	1	0	1	-	3	9	7	1	0	1	0	-	0	1	3
1990-91	3	1	1	1	-	3	7	10	1	0	0	1	-	1	1	1	2	1	1	0	-	2	6	9
1991-92	3	1	2	0	-	2	10	10	2	1	1	0	-	2	8	6	1	0	1	0	-	0	2	4
1992-93	4	3	1	0	-	6	16	14	3	2	1	0	-	4	12	12	1	1	0	0	-	2	4	2
1993-94	4	2	2	0	-	4	17	17	2	1	1	0	-	2	11	11	2	1	1	0	-	2	6	6
1994-95	4	3	1	0	-	6	14	8	2	2	0	0	-	4	8	2	2	1	1	0	-	2	6	6
1995-96	4	3	0	1	-	7	11	7	2	1	0	1	-	3	5	4	2	2	0	0	-	4	6	3
1996-97	4	1																						

YEAR-BY-YEAR SEASON SERIES BY TEAM



KEY:	Overall								Home								Road							
	GP	W	L	T	O	PTS	GF	GA	GP	W	L	T	O	PTS	GF	GA	GP	W	L	T	O	PTS	GF	GA
BOSTON vs. NEW YORK ISLANDERS																								
1972-73	6	5	1	0	-	10	38	18	3	2	1	0	-	4	21	11	3	3	0	0	-	6	17	7
1973-74	5	4	1	0	-	8	22	13	2	2	0	0	-	4	8	5	3	2	1	0	-	4	14	8
1974-75	4	2	2	0	-	4	13	9	2	2	0	0	-	4	10	3	2	0	2	0	-	0	3	6
1975-76	4	2	0	2	-	6	12	8	2	0	0	2	-	2	5	5	2	2	0	0	-	4	7	3
1976-77	4	1	2	1	-	3	10	12	2	0	1	1	-	1	5	6	2	1	1	0	-	2	5	6
1977-78	4	1	3	0	-	2	9	15	2	1	1	0	-	2	7	8	2	0	2	0	-	0	2	7
1978-79	5	1	2	2	-	4	16	20	3	1	1	1	-	3	10	9	2	0	1	1	-	1	6	11
1979-80	4	3	1	0	-	6	15	11	2	2	0	0	-	4	7	4	2	1	1	0	-	2	8	7
1980-81	4	2	2	0	-	4	13	14	2	1	1	0	-	2	8	7	2	1	1	0	-	2	5	7
1981-82	3	2	1	0	-	4	11	11	2	2	0	0	-	4	10	8	1	0	1	0	-	0	1	3
1982-83	3	2	0	1	-	5	7	3	1	0	0	1	-	1	1	1	2	2	0	0	-	4	6	2
1983-84	3	2	0	1	-	5	9	5	2	1	0	1	-	3	5	3	1	1	0	0	-	2	4	2
1984-85	3	2	1	0	-	4	15	12	1	1	0	0	-	2	6	2	2	1	1	0	-	2	9	10
1985-86	3	0	1	2	-	2	12	14	2	0	0	2	-	2	7	7	1	0	1	0	-	0	5	7
1986-87	3	2	0	1	-	5	12	9	1	1	0	0	-	2	3	1	2	1	0	1	-	3	9	8
1987-88	3	1	2	0	-	2	9	10	2	1	1	0	-	2	8	8	1	0	1	0	-	0	1	2
1988-89	3	2	1	0	-	4	9	9	1	0	1	0	-	0	3	5	2	2	0	0	-	4	6	4
1989-90	3	1	1	1	-	3	11	9	2	1	1	0	-	2	8	6	1	0	0	1	-	1	3	3
1990-91	3	2	1	0	-	4	13	9	1	1	0	0	-	2	5	0	2	1	1	0	-	2	8	9
1991-92	3	1	2	0	-	2	10	12	1	0	1	0	-	0	3	4	2	1	1	0	-	2	7	8
1992-93	4	2	0	2	-	6	16	12	2	1	0	1	-	3	8	5	2	1	0	1	-	3	8	7
1993-94	4	4	0	0	-	8	17	6	2	2	0	0	-	4	9	4	2	2	0	0	-	4	8	2
1994-95	3	2	1	0	-	4	10	10	1	1	0	0	-	2	4	3	2	1	1	0	-	2	6	7
1995-96	4	1	1	2	-	4	14	15	2	1	0	1	-	3	8	7	2	0	1	1	-	1	6	8
1996-97	4	1	3	0	-	2	12	21	2	1	1	0	-	2	8	8	2	0	2	0	-	0	4	13
1997-98	4	2	1	1	-	5	14	11	2	1	1	0	-	2	7	5	2	1	0	1	-	3	7	6
1998-99	4	1	3	0	-	2	10	13	2	1	1	0	-	2	7	5	2	0	2	0	-	0	3	8
1999-00	4	1	3	0	0	2	10	13	2	0	2	0	0	0	3	7	2	1	1	0	0	2	7	6
2000-01	4	3	1	0	0	6	15	10	2	2	0	0	0	4	8	4	2	1	1	0	0	2	7	6
2001-02	4	1	1	1	1	4	12	12	2	0	1	0	1	1	5	7	2	1	0	1	0	3	7	5
2002-03	4	2	1	1	0	5	16	14	2	2	0	0	0	4	8	2	2	0	1	1	0	1	8	12
2003-04	4	1	0	3	0	5	7	6	2	1	0	1	0	3	5	4	2	0	0	2	0	2	2	2
2004-05	-	-	-	-	-	-	-	-	-	-	-	-	-	-	-	-	-	-	-	-	-	-	-	-
2005-06	4	0	3	-	1	1	9	16	2	0	2	-	0	0	4	7	2	0	1	-	1	1	5	9
2006-07	4	1	2	-	1	3	10	16	2	1	0	-	1	3	8	8	2	0	2	-	0	0	2	8
2007-08	4	3	1	-	0	6	10	5	2	2	0	-	0	4	6	2	2	1	1	-	0	2	4	3
2008-09	4	4	0	-	0	8	17	6	2	2	0	-	0	4	9	3	2	2	0	-	0	4	8	3
2009-10	4	2	1	-	1	5	10	12	2	1	1	-	0	2	5	7	2	1	0	-	1	3	5	5
2010-11	4	3	1	-	0	6	16	11	2	2	0	-	0	4	8	4	2	1	1	-	0	2	8	7
2011-12	4	3	1	-	0	6	20	8	2	1	1	-	0	2	8	5	2	2	0	-	0	4	12	3
2012-13	3	2	1	-	0	4	9	5	2	1	1	-	0	2	5	4	1	1	0	-	0	2	4	1
BOSTON vs. NEW YORK RANGERS																								
1926-27	6	2	3	1	-	5	15	14	3	2	1	0	-	4	11	7	3	0	2	1	-	1	4	7
1927-28	6	2	1	3	-	7	12	9	3	1	1	1	-	3	7	6	3	1	0	2	-	4	5	3
1928-29	6	5	1	0	-	10	13	7	3	3	0	0	-	6	8	2	3	2	1	0	-	4	5	5
1929-30	6	5	0	1	-	11	25	11	3	3	0	0	-	6	15	4	3	2	0	1	-	5	10	7
1930-31	6	4	0	2	-	10	20	13	3	1	0	2	-	4	8	5	3	3	0	0	-	6	12	8
1931-32	8	2	4	2	-	6	16	19	4	1	2	1	-	3	7	10	4	1	2	1	-	3	9	9
1932-33	6	3	3	0	-	6	13	16	3	2	1	0	-	4	9	9	3	1	2	0	-	2	4	7
1933-34	6	2	3	1	-	5	13	18	3	1	2	0	-	2	6	10	3	1	1	1	-	3	7	8
1934-35	6	3	1	2	-	8	14	8	3	3	0	0	-	6	13	6	3	0	1	2	-	2	1	2
1935-36	8	2	6	0	-	4	15	19	4	1	3	0	-	2	8	10	4	1	3	0	-	2	7	9
1936-37	8	3	2	3	-	9	13	18	4	2	2	0	-	4	7	13	4	1	0	3	-	5	6	5
1937-38	8	5	3	0	-	10	19	21	4	3	1	0	-	6	11	9	4	2	2	0	-	4	8	12
1938-39	8	5	3	0	-	10	23	15	4	2	2	0	-	4	11	9	4	3	1	0	-	6	12	6
1939-40	8	2	4	2	-	6	18	22	4	2	1	1	-	5	14	11	4	0	3	1	-	1	4	11
1940-41	8	4	2	2	-	10	24	20	4	2	1	1	-	5	12	9	4	2	1	1	-	5	12	11
1941-42	8	4	4	0	-	8	19	22	4	2	2	0	-	4	10	11	4	2	2	0	-	4	9	11
1942-43	10	8	2	0	-	16	57	36	5	4	1	0	-	8	31	22	5	4	1	0	-	8	26	14
1943-44	10	7	2	1	-	15	72	47	5	5	0	0	-	10	39	24	5	2	2	1	-	5	33	23
1944-45	10	4	3	3	-	11	51	35	5	4	0	1	-	9	38	16	5	0	3	2	-	2	13	19
1945-46	10	6	3	1	-	13	39	32	5	3	2	0	-	6	21	21	5	3	1	1	-	7	18	11
1946-47	12	8	2	2	-	18	43	27	6	5	1	0												

YEAR-BY-YEAR SEASON SERIES BY TEAM



KEY:									Home								Road							
	GP	W	L	T	O	PTS	GF	GA	GP	W	L	T	O	PTS	GF	GA	GP	W	L	T	O	PTS	GF	GA
1970-71	6	2	2	2	-	6	21	16	3	2	1	0	-	4	15	9	3	0	1	2	-	2	6	7
1971-72	6	5	1	0	-	10	25	8	3	2	1	0	-	4	13	6	3	3	0	0	-	6	12	2
1972-73	6	3	3	0	-	6	19	23	3	2	1	0	-	4	10	9	3	1	2	0	-	2	9	14
1973-74	5	4	1	0	-	8	25	15	2	2	0	0	-	4	15	4	3	2	1	0	-	4	10	11
1974-75	4	3	1	0	-	6	27	15	2	2	0	0	-	4	17	6	2	1	1	0	-	2	10	9
1975-76	4	3	1	0	-	6	20	12	2	1	1	0	-	2	9	6	2	2	0	0	-	4	11	6
1976-77	5	4	0	1	-	9	26	11	2	1	0	1	-	3	13	6	3	3	0	0	-	6	13	5
1977-78	5	4	1	0	-	8	27	13	3	2	1	0	-	4	13	8	2	2	0	0	-	4	14	5
1978-79	5	3	2	0	-	6	16	16	2	1	1	0	-	2	8	8	3	2	1	0	-	4	8	8
1979-80	4	2	2	0	-	4	13	13	2	1	1	0	-	2	8	8	2	1	1	0	-	2	5	5
1980-81	4	2	2	0	-	4	19	14	2	2	0	0	-	4	13	5	2	0	2	0	-	0	6	9
1981-82	3	2	1	0	-	4	15	12	2	1	1	0	-	2	11	9	1	1	0	0	-	2	4	3
1982-83	3	3	0	0	-	6	9	1	1	1	0	0	-	2	2	0	2	2	0	0	-	4	7	1
1983-84	3	2	0	1	-	5	17	12	2	1	0	1	-	3	11	8	1	1	0	0	-	2	6	4
1984-85	3	1	0	2	-	4	12	10	1	0	0	1	-	1	3	3	2	1	0	1	-	3	9	7
1985-86	3	1	2	0	-	2	7	7	2	1	1	0	-	2	5	5	1	0	1	0	-	0	1	2
1986-87	3	1	2	0	-	2	10	9	1	1	0	0	-	2	4	1	2	0	2	0	-	0	6	8
1987-88	3	1	2	0	-	2	7	11	2	1	1	0	-	2	6	7	1	0	1	0	-	0	1	4
1988-89	3	1	0	2	-	4	10	5	1	0	0	1	-	1	1	1	2	1	0	1	-	3	9	4
1989-90	3	0	3	0	-	0	4	11	2	0	2	0	-	0	3	5	1	0	1	0	-	0	1	6
1990-91	3	1	1	1	-	3	12	12	1	0	1	0	-	0	4	5	2	1	0	1	-	3	8	7
1991-92	3	1	2	0	-	2	6	9	1	1	0	0	-	2	5	3	2	0	2	0	-	0	1	6
1992-93	3	1	1	1	-	3	10	9	1	0	0	1	-	1	2	2	2	1	1	0	-	2	8	7
1993-94	4	2	1	1	-	5	12	11	2	0	1	1	-	1	2	5	2	2	0	0	-	4	10	6
1994-95	4	2	2	0	-	4	12	13	2	1	1	0	-	2	7	7	2	1	1	0	-	2	5	6
1995-96	4	1	3	0	-	2	12	15	2	0	2	0	-	0	7	10	2	1	1	0	-	2	5	5
1996-97	4	1	2	1	-	3	13	16	2	0	1	1	-	1	6	9	2	1	1	0	-	2	7	7
1997-98	4	3	1	0	-	6	16	9	2	2	0	0	-	4	9	3	2	1	1	0	-	2	7	6
1998-99	4	2	1	1	-	5	12	12	2	1	1	0	-	2	4	5	2	1	0	1	-	3	8	7
1999-00	4	2	1	1	0	5	14	12	2	1	0	1	0	3	7	5	2	1	1	0	0	2	7	7
2000-01	4	3	1	0	0	6	14	12	2	2	0	0	0	4	10	5	2	1	1	0	-	2	4	7
2001-02	4	1	2	0	1	3	12	17	2	0	1	0	1	1	5	8	2	1	1	0	0	2	7	9
2002-03	4	2	2	0	0	4	9	10	2	1	1	0	0	2	4	5	2	1	1	0	0	2	5	5
2003-04	4	3	1	0	0	6	14	8	2	2	0	0	0	4	8	3	2	1	1	0	0	2	6	5
2004-05	-	-	-	-	-	-	-	-	-	-	-	-	-	-	-	-	-	-	-	-	-	-	-	-
2005-06	4	0	2	-	2	2	9	14	2	0	0	-	2	2	5	7	2	0	2	-	0	0	5	7
2006-07	4	0	3	-	1	1	3	18	2	0	1	-	1	1	2	8	2	0	2	-	0	0	1	10
2007-08	4	3	0	-	1	7	6	4	2	2	0	-	0	4	3	3	2	1	0	-	1	3	3	1
2008-09	4	2	1	-	1	5	7	6	2	2	0	-	0	4	2	0	2	0	1	-	1	1	5	6
2009-10	4	1	3	-	0	2	5	8	2	1	1	-	0	2	3	4	2	0	2	-	0	0	2	4
2010-11	4	1	3	-	0	2	8	11	2	0	2	-	0	0	2	4	2	1	1	-	0	2	6	7
2011-12	4	1	2	-	1	3	7	11	2	0	1	-	1	1	2	6	2	1	1	-	0	2	5	5
2012-13	3	1	0	-	2	4	9	9	2	1	0	-	1	3	6	5	1	0	0	-	1	1	3	4
BOSTON vs. OTTAWA																								
1992-93	7	7	0	0	-	14	31	15	4	4	0	0	-	8	20	10	3	3	0	0	-	6	11	5
1993-94	5	5	0	0	-	10	30	10	3	3	0	0	-	6	17	7	2	2	0	0	-	4	13	3
1994-95	4	4	0	0	-	8	19	13	2	2	0	0	-	4	11	8	2	2	0	0	-	4	8	5
1995-96	5	3	0	2	-	8	14	9	2	2	0	0	-	4	7	4	3	1	0	2	-	4	7	5
1996-97	6	2	4	0	-	4	20	20	3	0	3	0	-	0	10	13	3	2	1	0	-	4	10	7
1997-98	6	4	0	2	-	10	20	9	3	1	0	2	-	4	9	4	3	3	0	0	-	6	11	5
1998-99	5	3	2	0	-	6	14	9	3	2	1	0	-	4	11	7	2	1	1	0	-	2	3	2
1999-00	5	0	3	1	1	2	15	23	2	0	2	0	-	0	4	10	3	0	1	1	1	2	11	13
2000-01	5	1	2	1	1	4	14	17	3	1	1	1	0	3	9	10	2	0	1	0	1	1	5	7
2001-02	5	2	2	0	1	5	12	14	2	2	0	0	0	4	8	4	3	0	2	0	1	1	4	10
2002-03	5	1	2	1	1	4	16	15	3	1	1	1	0	3	11	8	2	0	1	0	1	1	5	7
2003-04	6	2	2	1	1	6	11	16	3	1	1	1	0	3	6	7	3	1	1	0	1	3	5	9
2004-05	-	-	-	-	-	-	-	-	-	-	-	-	-	-	-	-	-	-	-	-	-	-	-	-
2005-06	8	4	3	-	1	0	23	22	4	3	1	-	0	6	12	9	4	1	2	-	1	3	11	13
2006-07	8	4	4	-	0	8	22	25	4	2	2	-	0	4	9	13	4	2	2	-	0	4	13	12
2007-08	8	4	3	-	1	9	20	13	4	2	1	-	1	5	11	4	4	2	2	-	0	4	9	9
2008-09	6	5	1	-	0	10	22	16	3	3	0	-	0	6	13	8	3	2	1	-	0	4	9	8
2009-10	6	4	2	-	0	8	16	14	3	1	2	-	0	2	6	10	3	3	0	-	0	6	10	4
2010-11	6	5																						

YEAR-BY-YEAR SEASON SERIES BY TEAM



KEY:	Overall								Home								Road							
	GP	W	L	T	O	PTS	GF	GA	GP	W	L	T	O	PTS	GF	GA	GP	W	L	T	O	PTS	GF	GA
1987-88	3	1	2	0	-	2	9	11	1	0	1	0	-	0	4	6	2	1	1	0	-	2	5	5
1988-89	3	2	1	0	-	4	9	9	2	2	0	0	-	4	8	4	1	0	1	0	-	0	1	5
1989-90	3	3	0	0	-	6	6	3	1	1	0	0	-	2	2	1	2	2	0	0	-	4	4	2
1990-91	3	2	1	0	-	4	8	5	2	1	1	0	-	2	5	4	1	1	0	0	-	2	3	1
1991-92	3	1	2	0	-	2	9	11	2	1	1	0	-	2	8	6	1	0	1	0	-	0	1	5
1992-93	4	3	1	0	-	6	20	13	2	1	1	0	-	2	8	8	2	2	0	0	-	4	12	5
1993-94	5	2	2	1	-	5	18	18	3	1	1	1	-	3	12	9	2	1	1	0	-	2	6	9
1994-95	4	2	2	0	-	4	12	7	2	2	0	0	-	4	9	2	2	0	2	0	-	0	3	5
1995-96	4	2	2	0	-	4	10	16	2	1	1	0	-	2	5	8	2	1	1	0	-	2	5	8
1996-97	4	1	2	1	-	3	10	18	2	1	0	1	-	3	7	5	2	0	2	0	-	0	3	13
1997-98	4	3	0	1	-	7	11	5	2	2	0	0	-	4	6	3	2	1	0	1	-	3	5	2
1998-99	4	1	2	1	-	3	7	7	2	1	1	0	-	2	4	2	2	0	1	1	-	1	3	5
1999-00	4	0	3	1	0	1	3	13	2	0	1	1	1	1	1	4	2	0	2	0	0	0	2	9
2000-01	4	2	1	1	0	5	17	14	2	1	0	1	0	3	8	7	2	1	1	0	0	2	9	7
2001-02	4	2	2	0	0	4	10	13	2	0	2	0	0	0	3	9	2	2	0	0	0	4	7	4
2002-03	4	1	0	2	1	5	7	7	2	1	0	0	1	3	3	3	2	0	0	2	0	2	4	4
2003-04	4	2	1	1	0	5	10	9	2	1	0	1	0	3	4	3	2	1	1	0	0	2	6	6
2004-05	-	-	-	-	-	-	-	-	-	-	-	-	-	-	-	-	-	-	-	-	-	-	-	-
2005-06	4	1	2	-	1	3	11	12	2	0	2	-	0	0	3	6	2	1	0	-	1	3	8	6
2006-07	4	2	1	-	1	5	14	14	2	1	0	-	1	3	7	7	2	1	1	-	0	2	7	7
2007-08	4	3	1	-	0	6	14	10	2	1	1	-	0	2	4	4	2	2	0	-	0	4	10	6
2008-09	4	2	1	-	1	5	12	12	2	0	1	-	1	1	5	8	2	2	0	-	0	4	7	4
2009-10	4	2	1	-	1	5	11	9	2	1	1	-	0	2	3	4	2	1	0	-	1	3	8	5
2010-11	4	3	0	-	1	7	13	8	2	1	0	-	1	3	8	7	2	2	0	-	0	4	5	1
2011-12	4	3	1	-	0	6	16	9	2	1	1	-	0	2	4	4	2	2	0	-	0	4	12	5
2012-13	3	1	2	-	0	2	6	8	1	1	0	-	0	2	3	0	2	0	2	-	0	0	3	8

BOSTON vs. PHOENIX*

1979-80	4	3	1	0	-	6	11	5	2	2	0	0	-	4	7	1	2	1	1	0	-	2	4	4
1980-81	4	2	0	2	-	6	23	19	2	1	0	1	-	3	12	11	2	1	0	1	-	3	11	8
1981-82	3	3	0	0	-	6	23	15	2	2	0	0	-	4	15	10	1	1	0	0	-	2	8	5
1982-83	3	0	2	1	-	1	11	14	1	0	0	1	-	1	2	2	2	0	2	0	-	0	9	12
1983-84	3	2	1	0	-	4	11	9	2	2	0	0	-	4	9	4	1	0	1	0	-	0	2	5
1984-85	3	1	2	0	-	2	10	10	1	0	1	0	-	0	3	4	2	1	1	0	-	2	7	6
1985-86	3	3	0	0	-	6	17	10	2	2	0	0	-	4	15	9	1	1	0	0	-	2	2	1
1986-87	3	2	1	0	-	4	10	10	1	1	0	0	-	2	6	3	2	1	1	0	-	2	4	7
1987-88	3	3	0	0	-	6	13	9	2	2	0	0	-	4	9	6	1	1	0	0	-	2	4	3
1988-89	3	2	1	0	-	4	12	8	1	0	1	0	-	0	3	4	2	2	0	0	-	4	9	4
1989-90	3	1	1	1	-	3	9	8	2	1	0	1	-	3	7	5	1	0	1	0	-	0	2	3
1990-91	3	2	1	0	-	4	9	10	1	1	0	0	-	2	5	2	2	1	1	0	-	2	4	8
1991-92	3	1	1	1	-	3	10	9	1	0	1	0	-	0	1	3	2	1	0	1	-	3	9	6
1992-93	2	1	1	0	-	2	10	7	1	1	0	0	-	2	6	2	1	0	1	0	-	0	4	5
1993-94	2	2	0	0	-	4	12	10	1	1	0	0	-	2	5	4	1	1	0	0	-	2	7	6
1994-95	-	-	-	-	-	-	-	-	-	-	-	-	-	-	-	-	-	-	-	-	-	-	-	-
1995-96	2	2	0	0	-	4	10	7	1	1	0	0	-	2	5	4	1	1	0	0	-	2	5	3
1996-97	2	0	2	0	-	0	6	10	1	0	1	0	-	0	2	5	1	0	1	0	-	0	4	5
1997-98	2	2	0	0	-	4	8	4	1	1	0	0	-	2	5	2	1	1	0	0	-	2	3	2
1998-99	2	1	1	0	-	2	4	5	1	1	0	0	-	2	3	2	1	0	1	0	-	0	1	3
1999-00	2	1	1	0	0	2	3	2	1	1	0	0	0	2	2	0	1	0	1	0	0	0	1	2
2000-01	1	1	0	0	0	2	7	4	1	1	0	0	0	2	7	4	-	-	-	-	-	-	-	-
2001-02	2	1	0	1	0	3	5	3	1	1	0	0	0	2	4	2	1	0	0	1	0	1	1	1
2002-03	1	0	1	0	0	0	1	2	-	-	-	-	-	-	-	-	1	0	1	0	0	0	1	2
2003-04	1	0	0	1	0	1	3	3	1	0	0	1	0	1	3	3	-	-	-	-	-	-	-	-
2004-05	-	-	-	-	-	-	-	-	-	-	-	-	-	-	-	-	-	-	-	-	-	-	-	-
2005-06	1	0	0	-	1	1	1	2	1	0	0	-	1	1	1	2	-	-	-	-	-	-	-	-
2006-07	-	-	-	-	-	-	-	-	-	-	-	-	-	-	-	-	-	-	-	-	-	-	-	-
2007-08	1	1	0	-	0	2	3	1	-	-	-	-	-	-	-	-	1	1	0	-	0	2	3	1
2008-09	1	0	1	-	0	0	1	2	1	0	1	-	0	0	1	2	-	-	-	-	-	-	-	-
2009-10	1	0	1	-	0	0	1	4	-	-	-	-	-	-	-	-	1	0	1	-	0	0	1	4
2010-11	2	1	1	-	0	2	5	5	1	0	1	-	0	0	2	5	1	1	0	-	0	2	3	0
2011-12	1	1	0	-	0	2	2	1	-	-	-	-	-	-	-	-	1	1	0	-	0	2	2	1
2012-13	-	-	-	-	-	-	-	-	-	-	-	-	-	-	-	-	-	-	-	-	-	-	-	-

* -- Franchise in Winnipeg, 1979-80--1995-96;
Franchise in Phoenix, 1996-97--present

BOSTON vs. PITTSBURGH

1967-68	4	2	2	0	-	4	10	10	2	1	1	0	-	2	4	3	2	1	1	0	-	2	6	7
1968-69	6	5	1	0	-	10	25	13	3	3	0	0	-	6	17	7	3	2	1	0	-	4	8	6
1969-70	6	5	0	1	-	11	21	9	3	3	0	0	-	6	9	2	3	2	0	1	-	5	12	7
1970-71	6	4	1	1	-	9	28	18	3	3	0	0	-	6	18	9	3	1	1	1	-	3	10	9
1971-72	6	2	1	3	-	7	21	20	3	1	0	2	-	4	11	9	3	1	1	1	-	3	10	11
1972-73	5	4	1	0	-	8	21	14	2	2	0	0	-	4	14	7	3	2	1	0	-	4	7	7
1973-74	5	5	0	0	-	10	30	16	3	3	0	0	-	6	19	11	2	2	0	0	-	4	11	5
1974-75	5	2	1	2	-	6	21	20	2	2	0	0	-	4	9	6	3	0	1	2	-	2	12	14
1975-76	5	3	0	2	-	8	24	14	3	3	0	0	-	6	15	5	2	0	0	2	-	2	9	9
1976-77	5	3	1	1	-	7	17	10	2	2	0	0	-	4	9	3	3	1	1	1	-	3	8	7
1977-78	5	5	0	0	-	10	33	11	3	3	0	0	-	6	20	7	2	2	0	0	-	4	13	4
1978-79	4	1	2	1	-	3	16	14	2	1	1	0	-	2	9	5	2	0	1	1	-	1	7	9
1979-80	4	2	2	0	-	4	16	14	2	0	2	0	-	0	4	9	2	2	0	0	-	4	12	5
1980-81	4	3	0	1	-	7	22	13	2	1	0	1	-	3	10	7	2	2	0	0	-	4	12	6
1981-82	3	1	1	1	-	3	10	10	1	0	0	1	-	1	3	3	2	1	1	0	-	2	7	7
1982-83	3	2	1	0	-	4	14	10	2	2	0	0	-	4	11	6	1	0	1	0	-	0	3	4
1983-84	3	3	0	0	-	6	18	7	1	1	0	0	-	2	7	3	2	2	0	0	-	4	11	4
1984-85	3	2	1	0	-	4	16	12	2	1	1	0	-	2	9	9	1	1	0	0	-	2	7	3
1985-86	3	2	1	0	-	4	11	8	1	1	0	0	-	2	3	2	2	1	1	0	-	2	8	6
1986-87	3	2	1	0	-	4	11	9	2	2	0	0	-	4	10	7	1	0	1	0	-	0	1	2
1987-88	3	2	0	1	-	5	11	7	1	1	0	0	-	2	4	1	2	1	0	1	-	3	7	6
1988-89	3	1	1	1	-	3	13	10	2	0	1	1	-	1	5	8	1	1	0	0	-	2	8	2

YEAR-BY-YEAR SEASON SERIES BY TEAM



KEY:	Overall								Home								Road								
	GP	W	L	T	O	PTS	GF	GA	GP	W	L	T	O	PTS	GF	GA	GP	W	L	T	O	PTS	GF	GA	
1989-90	3	2	1	1	0	-	4	15	13	1	1	0	0	-	2	5	4	2	1	1	0	-	2	10	9
1990-91	3	1	1	1	1	-	3	11	12	2	1	0	1	-	3	9	6	1	0	1	0	-	0	2	6
1991-92	3	1	1	1	1	-	3	15	14	2	1	1	0	-	2	10	9	1	0	0	1	-	1	5	5
1992-93	5	1	4	0	0	-	2	14	18	2	1	1	0	-	2	10	5	3	0	3	0	-	0	4	13
1993-94	6	0	6	0	-	0	17	33	2	0	2	0	-	0	5	8	4	0	4	0	-	0	12	25	
1994-95	4	1	3	0	-	2	12	15	2	1	1	0	-	2	8	6	2	0	2	0	-	0	4	9	
1995-96	5	2	3	0	-	4	27	29	3	2	1	0	-	4	16	16	2	0	2	0	-	0	11	13	
1996-97	5	3	2	0	-	6	18	17	2	2	0	0	-	4	9	4	3	1	2	0	-	2	9	13	
1997-98	6	2	3	1	-	5	20	20	3	2	1	0	-	4	13	8	3	0	2	1	-	1	7	12	
1998-99	4	2	1	1	-	5	8	8	2	2	0	0	-	4	6	3	2	0	1	1	-	1	2	5	
1999-00	4	2	1	1	0	5	10	9	2	2	0	0	0	4	6	3	2	0	1	1	0	1	4	6	
2000-01	4	3	0	1	0	7	13	7	2	2	0	0	0	4	8	3	2	1	0	1	0	3	5	4	
2001-02	4	3	1	0	0	6	15	9	2	1	1	0	0	2	8	5	2	2	0	0	0	4	7	4	
2002-03	4	2	2	0	0	4	10	10	2	0	2	0	0	0	3	7	2	2	0	0	0	4	7	3	
2003-04	4	3	0	0	1	7	15	8	2	2	0	0	0	4	7	2	2	1	0	0	1	3	8	6	
2004-05	-	-	-	-	-	-	-	-	-	-	-	-	-	-	-	-	-	-	-	-	-	-	-	-	
2005-06	4	4	0	-	0	8	22	13	2	2	0	-	0	4	12	6	2	2	0	-	0	4	10	7	
2006-07	4	2	2	-	0	4	11	16	2	1	1	-	0	2	7	8	2	1	1	-	0	2	4	8	
2007-08	4	2	1	-	1	5	13	10	2	1	0	-	1	3	9	5	2	1	1	-	0	2	4	5	
2008-09	4	2	1	-	1	5	14	11	2	1	0	-	1	3	5	3	2	1	1	-	0	2	9	8	
2009-10	4	1	2	-	1	3	9	11	2	1	1	-	0	2	3	3	2	0	1	-	1	1	6	8	
2010-11	4	2	1	-	1	5	15	12	2	0	1	-	1	1	4	6	2	2	0	-	0	4	11	6	
2011-12	4	1	3	-	0	2	9	13	2	0	2	-	0	0	4	7	2	1	1	-	0	2	5	6	
2012-13	3	0	3	-	0	0	5	8	1	0	1	-	0	0	2	3	2	0	2	-	0	0	3	5	
BOSTON vs. ST. LOUIS																									
1967-68	4	2	1	1	-	5	19	15	2	1	0	1	-	3	12	6	2	1	1	0	-	2	7	9	
1968-69	6	2	2	2	-	6	17	12	3	1	1	1	-	3	6	3	3	1	1	1	-	3	11	9	
1969-70	6	3	1	2	-	8	21	14	3	2	0	1	-	5	14	6	3	1	1	1	-	3	7	8	
1970-71	6	4	1	1	-	9	27	12	3	2	1	0	-	4	10	3	3	2	0	1	-	5	17	9	
1971-72	6	4	1	1	-	9	28	16	3	3	0	0	-	6	17	5	3	1	1	1	-	3	11	11	
1972-73	5	2	3	0	-	4	16	13	3	2	1	0	-	4	12	4	2	0	2	0	-	0	4	9	
1973-74	5	4	1	0	-	8	23	6	2	2	0	0	-	4	12	3	3	2	1	0	-	4	11	3	
1974-75	4	1	2	1	-	3	15	13	2	1	0	1	-	3	11	6	2	0	2	0	-	0	4	7	
1975-76	4	2	1	1	-	5	15	14	2	2	0	0	-	4	7	4	2	0	1	1	-	1	8	10	
1976-77	4	2	1	1	-	5	18	15	2	2	0	0	-	4	10	6	2	0	1	1	-	1	8	9	
1977-78	4	4	0	0	-	8	23	9	2	2	0	0	-	4	11	3	2	2	0	0	-	4	12	6	
1978-79	4	3	1	0	-	6	18	9	2	2	0	0	-	4	9	2	2	1	1	0	-	2	9	7	
1979-80	4	1	1	2	-	4	19	16	2	1	1	0	-	2	11	8	2	0	0	2	-	2	8	8	
1980-81	4	1	3	0	-	2	14	17	2	1	1	0	-	2	10	10	2	0	2	0	-	0	4	7	
1981-82	3	1	1	1	-	3	8	8	1	0	1	0	-	0	2	3	2	1	0	1	-	3	6	5	
1982-83	3	3	0	0	-	6	17	9	2	2	0	0	-	4	14	9	1	1	0	0	-	2	3	0	
1983-84	3	3	0	0	-	6	18	9	1	1	0	0	-	2	9	5	2	2	0	0	-	4	9	4	
1984-85	3	1	0	2	-	4	6	3	2	0	0	2	-	2	2	2	1	1	0	0	-	2	4	1	
1985-86	3	1	2	0	-	2	8	13	1	0	1	0	-	0	2	7	2	1	1	0	-	2	6	6	
1986-87	3	2	1	0	-	4	15	13	2	2	0	0	-	4	12	9	1	0	1	0	-	0	3	4	
1987-88	3	1	2	0	-	2	7	12	1	0	1	0	-	0	5	7	2	1	1	0	-	2	2	5	
1988-89	3	3	0	0	-	6	17	11	2	2	0	0	-	4	12	9	1	1	0	0	-	2	5	2	
1989-90	3	2	1	0	-	4	9	3	1	0	1	0	-	0	1	2	2	2	0	0	-	4	8	1	
1990-91	3	1	1	1	-	3	10	16	2	1	0	1	-	3	8	7	1	0	1	0	-	0	2	9	
1991-92	3	0	3	0	-	0	6	14	1	0	1	0	-	0	1	4	2	0	2	0	-	0	5	10	
1992-93	2	2	0	0	-	4	10	4	1	1	0	0	-	2	4	3	1	1	0	0	-	2	6	1	
1993-94	2	0	2	0	-	0	2	5	1	0	1	0	-	0	1	2	1	0	1	0	-	0	1	3	
1994-95	-	-	-	-	-	-	-	-	-	-	-	-	-	-	-	-	-	-	-	-	-	-	-	-	
1995-96	2	2	0	0	-	4	12	6	1	1	0	0	-	2	5	2	1	1	0	0	-	2	7	4	
1996-97	2	0	1	1	-	1	5	7	1	0	0	1	-	1	3	3	1	0	1	0	-	0	2	4	
1997-98	2	0	2	0	-	0	3	7	1	0	1	0	-	0	1	3	1	0	1	0	-	0	2	4	
1998-99	1	0	0	1	-	1	3	3	1	0	0	1	-	1	3	3	-	-	-	-	-	-	-	-	
1999-00	2	0	2	0	0	0	2	7	1	0	1	0	0	0	2	3	1	0	1	0	0	0	0	4	
2000-01	2	1	0	0	1	3	7	4	1	1	0	0	0	2	5	1	1	0	0	0	1	1	2	3	
2001-02	2	0	0	0	2	2	4	6	1	0	0	0	1	1	3	4	1	0	0	0	1	1	1	2	
2002-03	1	0	1	0	0	0	0	4	1	0	1	0	0	0	0	4	-	-	-	-	-	-	-	-	
2003-04	1	0	0	0	1	1	3	4	-	-	-	-	-	-	-	-	1	0	0	0	1	1	3	4	
2004-05	-	-	-	-	-	-	-	-	-	-	-	-	-	-	-	-	-	-	-	-	-	-	-	-	
2005-06																									

YEAR-BY-YEAR SEASON SERIES BY TEAM



KEY:	Overall								Home								Road							
	GP	W	L	T	O	PTS	GF	GA	GP	W	L	T	O	PTS	GF	GA	GP	W	L	T	O	PTS	GF	GA
2005-06	1	0	1	-	0	0	2	6	1	0	1	-	0	0	2	6	-	-	-	-	-	-	-	-
2006-07	-	-	-	-	-	-	-	-	-	-	-	-	-	-	-	-	-	-	-	-	-	-	-	
2007-08	1	1	0	-	0	2	2	1	-	-	-	-	-	-	-	-	1	1	0	-	0	2	2	1
2008-09	1	0	1	-	0	0	2	5	1	0	1	-	0	0	2	5	-	-	-	-	-	-	-	-
2009-10	1	1	0	-	0	2	2	1	-	-	-	-	-	-	-	-	1	1	0	-	0	2	2	1
2010-11	1	0	1	-	0	0	0	2	1	0	1	-	0	0	0	2	-	-	-	-	-	-	-	-
2011-12	2	0	2	-	0	0	3	6	1	0	1	-	0	0	2	4	1	0	1	-	0	0	1	2
2012-13	-	-	-	-	-	-	-	-	-	-	-	-	-	-	-	-	-	-	-	-	-	-	-	-
BOSTON vs. TAMPA BAY																								
1992-93	2	1	0	1	-	3	8	6	1	1	0	0	-	2	5	3	1	0	0	1	-	1	3	3
1993-94	4	1	1	2	-	4	8	9	2	0	1	1	-	1	1	4	2	1	0	1	-	3	7	5
1994-95	3	2	1	0	-	4	10	7	1	1	0	0	-	2	5	1	2	1	1	0	-	2	5	6
1995-96	4	2	2	0	-	4	15	16	2	2	0	0	-	4	11	8	2	0	2	0	-	0	4	8
1996-97	4	4	0	0	-	8	18	6	2	2	0	0	-	4	9	2	2	2	0	0	-	4	9	4
1997-98	4	2	1	1	-	5	9	8	2	1	0	1	-	3	6	5	2	1	1	0	-	2	3	3
1998-99	5	3	1	1	-	7	12	10	3	2	0	1	-	5	8	6	2	1	1	0	-	2	4	4
1999-00	4	3	1	0	0	6	19	10	2	2	0	0	0	4	11	3	2	1	1	0	0	2	8	7
2000-01	4	3	0	1	0	7	16	7	2	2	0	0	0	4	9	3	2	1	0	1	0	3	7	4
2001-02	4	3	0	1	0	7	17	12	2	1	0	1	0	3	8	5	2	2	0	0	0	4	9	7
2002-03	4	1	2	1	0	3	9	14	2	1	0	1	0	3	5	4	2	0	2	0	0	0	4	10
2003-04	4	1	2	1	0	3	9	14	2	1	0	1	0	3	6	5	2	0	2	0	0	0	3	9
2004-05	-	-	-	-	-	-	-	-	-	-	-	-	-	-	-	-	-	-	-	-	-	-	-	-
2005-06	4	3	1	-	0	6	17	12	2	1	1	-	0	2	11	9	2	2	0	-	0	4	6	3
2006-07	4	4	0	-	0	8	19	12	2	2	0	-	0	4	10	8	2	2	0	-	0	4	9	4
2007-08	4	2	2	-	0	4	11	11	2	1	1	-	0	2	5	4	2	1	1	-	0	2	6	7
2008-09	4	3	1	-	0	6	14	9	2	2	0	-	0	4	8	4	2	1	1	-	0	2	6	5
2009-10	4	2	2	-	0	4	13	12	2	1	1	-	0	2	7	6	2	1	1	-	0	2	6	6
2010-11	4	3	1	-	0	6	15	8	2	2	0	-	0	4	10	2	2	1	1	-	0	2	5	6
2011-12	4	2	2	-	0	4	13	14	2	2	0	-	0	4	9	3	2	0	2	-	0	0	4	11
2012-13	3	3	0	-	0	6	9	4	2	2	0	-	0	4	5	2	1	1	0	-	0	2	4	2
BOSTON vs. TORONTO																								
1924-25	6	0	6	0	-	0	11	32	3	0	3	0	-	0	4	18	3	0	3	0	-	0	7	14
1925-26	6	5	1	0	-	10	20	12	3	3	0	0	-	6	8	3	3	2	1	0	-	4	12	9
1926-27	4	1	3	0	-	2	5	10	2	1	1	0	-	2	4	5	2	0	2	0	-	0	1	5
1927-28	4	1	2	1	-	3	4	8	2	1	1	0	-	2	3	6	2	0	1	1	-	1	1	2
1928-29	4	2	2	0	-	4	8	8	2	1	1	0	-	2	5	5	2	1	1	0	-	2	3	3
1929-30	4	4	0	0	-	8	23	15	2	2	0	0	-	4	12	7	2	2	0	0	-	4	11	8
1930-31	4	2	1	1	-	5	15	12	2	1	0	1	-	3	6	5	2	1	1	0	-	2	9	7
1931-32	6	2	3	1	-	5	20	22	3	2	0	1	-	5	12	5	3	0	3	0	-	0	8	17
1932-33	6	4	1	1	-	9	23	11	3	3	0	0	-	6	16	5	3	1	1	1	-	3	7	6
1933-34	6	1	4	1	-	3	17	26	3	1	1	1	-	3	10	8	3	0	3	0	-	0	7	18
1934-35	6	3	2	1	-	7	23	20	3	2	1	0	-	4	9	7	3	1	1	1	-	3	14	13
1935-36	6	1	3	2	-	4	9	13	3	1	2	0	-	2	5	6	3	0	1	2	-	2	4	7
1936-37	6	3	2	1	-	7	14	15	3	0	2	1	-	1	5	11	3	3	0	0	-	6	9	4
1937-38	6	5	1	0	-	10	24	10	3	3	0	0	-	6	11	4	3	2	1	0	-	4	13	6
1938-39	8	5	2	1	-	11	18	10	4	3	0	1	-	7	13	4	4	2	2	0	-	4	5	6
1939-40	8	5	2	1	-	11	25	16	4	4	0	0	-	8	18	5	4	1	2	1	-	3	7	11
1940-41	8	4	2	2	-	10	17	15	4	2	1	1	-	5	11	10	4	2	1	1	-	5	6	5
1941-42	8	4	3	1	-	9	19	17	4	3	0	1	-	7	12	5	4	1	3	0	-	2	7	12
1942-43	10	4	3	3	-	11	37	40	5	3	0	2	-	8	24	20	5	1	3	1	-	3	13	20
1943-44	10	3	7	0	-	6	41	70	5	2	3	0	-	4	23	29	5	1	4	0	-	2	18	41
1944-45	10	5	5	0	-	10	32	41	5	3	2	0	-	6	18	18	5	2	3	0	-	4	14	23
1945-46	10	6	1	3	-	15	41	30	5	3	0	2	-	8	25	13	5	3	1	1	-	7	16	17
1946-47	12	5	4	3	-	13	41	38	6	4	0	2	-	10	22	15	6	1	4	1	-	3	19	23
1947-48	12	3	6	3	-	9	25	29	6	3	1	2	-	8	15	9	6	0	5	1	-	1	10	20
1948-49	12	5	6	1	-	11	33	32	6	3	3	0	-	6	21	16	6	2	3	1	-	5	12	16
1949-50	14	5	7	2	-	12	35	44	7	4	2	1	-	9	18	12	7	1	5	1	-	3	17	32
1950-51	14	2	10	2	-	6	23	50	7	2	4	1	-	3	11	19	7	0	6	1	-	1	12	31
1951-52	14	2	7	5	-	9	21	35	7	2	3	2	-	6	12	15	7	0	4	3	-	3	9	20
1952-53	14	8	4	2	-	18	36	26	7	5	1	1	-	11	22	13	7	3	3	1	-	7	14	13
1953-54	14	7	6	1	-	15	27	28	7	4	2	1	-	9	13	11	7	3	4	0	-	6	14	17
1954-55	14	4	4	6	-	14	25	30	7	2	2	3	-	7	14	13	7	2	2	3	-	7	11	17
1955-56	14	5	5	4	-	14	28	29	7	3	1	3	-	9	15	9	7	2	4	1	-	5	13	20
1956-57	14	7	3	4	-	18	43	34	7	4	1	2	-	10	25	17	7	3	2	2				

YEAR-BY-YEAR SEASON SERIES BY TEAM



KEY:	Overall								Home								Road							
	GP	W	L	T	O	PTS	GF	GA	GP	W	L	T	O	PTS	GF	GA	GP	W	L	T	O	PTS	GF	GA
1979-80	4	4	0	0	-	8	25	8	2	2	0	0	-	4	18	6	2	2	0	0	-	4	7	2
1980-81	4	1	1	2	-	4	17	15	2	0	1	1	-	1	7	8	2	1	0	1	-	3	10	7
1981-82	3	3	0	0	-	6	14	7	2	2	0	0	-	4	9	4	1	1	0	0	-	2	5	3
1982-83	3	2	1	0	-	4	13	11	1	1	0	0	-	2	6	3	2	1	1	0	-	2	7	8
1983-84	3	1	2	0	-	2	11	13	2	1	1	0	-	2	7	7	1	0	1	0	-	0	4	6
1984-85	3	2	1	0	-	4	14	10	1	1	0	0	-	2	5	1	2	1	1	0	-	2	9	9
1985-86	3	2	0	1	-	5	13	9	2	2	0	0	-	4	7	3	1	0	0	1	-	1	6	6
1986-87	3	2	1	0	-	4	15	12	1	1	0	0	-	2	8	5	2	1	1	0	-	2	7	7
1987-88	3	2	1	0	-	4	14	12	2	1	1	0	-	2	11	10	1	1	0	0	-	2	3	2
1988-89	3	3	0	0	-	6	11	4	1	1	0	0	-	2	2	1	2	2	0	0	-	4	9	3
1989-90	3	2	1	0	-	4	18	11	2	2	0	0	-	4	12	4	1	0	1	0	-	0	6	7
1990-91	3	2	1	0	-	4	10	8	1	1	0	0	-	2	2	0	2	1	1	0	-	2	8	8
1991-92	3	3	0	0	-	6	13	7	2	2	0	0	-	4	8	5	1	1	0	0	-	2	5	2
1992-93	2	0	1	1	-	1	5	8	1	0	1	0	-	0	1	4	1	0	0	1	-	1	4	4
1993-94	2	0	2	0	-	0	2	7	1	0	1	0	-	0	0	3	1	0	1	0	-	0	2	4
1994-95	-	-	-	-	-	-	-	-	-	-	-	-	-	-	-	-	-	-	-	-	-	-	-	-
1995-96	2	0	1	1	-	1	5	7	1	0	1	0	-	0	1	3	1	0	0	1	-	1	4	4
1996-97	2	0	2	0	-	0	3	6	1	0	1	0	-	0	1	2	1	0	1	0	-	0	2	4
1997-98	2	1	0	1	-	3	6	2	1	1	0	0	-	2	4	0	1	0	0	1	-	1	2	2
1998-99	5	3	1	1	-	7	15	11	2	2	0	0	-	4	6	2	3	1	1	1	-	3	9	9
1999-00	5	2	2	1	0	5	13	15	3	2	1	0	0	4	10	8	2	0	1	1	0	1	3	7
2000-01	5	3	1	0	1	7	11	10	2	1	0	0	1	3	5	2	3	2	1	0	0	4	6	8
2001-02	5	1	4	0	0	2	4	9	3	1	2	0	0	2	4	5	2	0	2	0	0	0	0	4
2002-03	5	3	2	0	0	6	15	12	2	2	0	0	0	4	9	4	3	1	2	0	0	2	6	8
2003-04	6	3	3	0	0	6	12	17	3	1	2	0	0	2	3	11	3	2	1	0	0	4	9	6
2004-05	-	-	-	-	-	-	-	-	-	-	-	-	-	-	-	-	-	-	-	-	-	-	-	-
2005-06	8	4	2	-	2	10	24	21	4	3	1	-	0	6	10	8	4	1	1	-	2	4	14	13
2006-07	8	5	3	-	0	10	22	25	4	2	2	-	0	4	11	18	4	3	1	-	0	6	11	7
2007-08	8	5	1	-	2	12	28	23	4	2	1	-	1	5	13	14	4	3	0	-	1	7	15	9
2008-09	6	5	1	-	0	10	28	21	3	2	1	-	0	4	15	11	3	3	0	-	0	6	13	10
2009-10	6	4	1	-	1	9	20	13	3	3	0	-	0	6	15	6	3	1	1	-	1	3	5	7
2010-11	6	2	2	-	2	6	14	15	3	1	1	-	1	3	8	7	3	1	1	-	1	3	6	8
2011-12	6	6	0	-	0	12	36	10	3	3	0	-	0	6	18	3	3	3	0	-	0	6	18	7
2012-13	4	3	1	-	0	6	10	7	2	2	0	-	0	4	7	4	2	1	1	-	0	2	3	3

BOSTON vs. VANCOUVER

1970-71	6	5	1	0	-	10	35	21	3	3	0	0	-	6	20	10	3	2	1	0	-	4	15	11
1971-72	6	6	0	0	-	12	35	12	3	3	0	0	-	6	21	4	3	3	0	0	-	6	14	8
1972-73	5	4	1	0	-	8	30	18	2	1	1	0	-	2	11	8	3	3	0	0	-	6	19	10
1973-74	5	4	0	1	-	9	23	12	3	3	0	0	-	6	17	8	2	1	0	1	-	3	6	4
1974-75	4	3	1	0	-	6	19	12	2	2	0	0	-	4	12	5	2	1	1	0	-	2	7	7
1975-76	4	2	1	1	-	5	14	13	2	2	0	0	-	4	8	5	2	0	1	1	-	1	6	8
1976-77	4	4	0	0	-	8	22	7	2	2	0	0	-	4	7	3	2	2	0	0	-	4	15	4
1977-78	4	2	0	2	-	6	19	14	2	1	0	1	-	3	10	7	2	1	0	1	-	3	9	7
1978-79	4	4	0	0	-	8	22	8	2	2	0	0	-	4	13	4	2	2	0	0	-	4	9	4
1979-80	4	1	0	3	-	5	14	12	2	1	0	1	-	3	7	5	2	0	0	2	-	2	7	7
1980-81	4	2	2	0	-	4	14	11	2	1	1	0	-	2	5	3	2	1	1	0	-	2	9	8
1981-82	3	2	1	0	-	4	10	10	1	1	0	0	-	2	2	1	2	1	1	0	-	2	8	9
1982-83	3	2	1	0	-	4	7	5	2	2	0	0	-	4	5	2	1	0	1	0	-	0	2	3
1983-84	3	2	0	1	-	5	17	8	1	1	0	0	-	2	7	1	2	1	0	1	-	3	10	7
1984-85	3	2	1	0	-	4	9	4	2	2	0	0	-	4	7	1	1	0	1	0	-	0	2	3
1985-86	3	1	0	2	-	4	10	5	1	0	0	1	-	1	1	1	2	1	0	1	-	3	9	4
1986-87	3	2	1	0	-	4	7	8	2	2	0	0	-	4	6	3	1	0	1	0	-	0	1	5
1987-88	3	2	1	0	-	4	13	12	1	1	0	0	-	2	3	2	2	1	1	0	-	2	10	10
1988-89	3	2	1	0	-	4	12	11	2	2	0	0	-	4	10	6	1	0	1	0	-	0	2	5
1989-90	3	1	2	0	-	2	15	13	1	0	1	0	-	0	2	4	2	1	1	0	-	2	13	9
1990-91	3	2	1	0	-	4	13	8	2	2	0	0	-	4	12	5	1	0	1	0	-	0	1	3
1991-92	3	0	1	2	-	2	6	7	1	0	0	1	-	1	2	2	2	0	1	1	-	1	4	5
1992-93	2	2	0	0	-	4	9	6	1	1	0	0	-	2	4	3	1	1	0	0	-	2	5	3
1993-94	2	0	2	0	-	0	6	8	1	0	1	0	-	0	2	3	1	0	1	0	-	0	4	5
1994-95	-	-	-	-	-	-	-	-	-	-	-	-	-	-	-	-	-	-	-	-	-	-	-	-
1995-96	2	1	1	0	-	2	4	7	1	0	1	0	-	0	0	6	1	1	0	0	-	2	4	1
1996-97	2	2	0	0	-	4	12	7	1	1	0	0	-	2	7	3	1	1	0	0	-	2	5	4
1997-98	2	1	1	0	-	2	4	5	1	0	1	0	-	0	2	5	1	1	0	0	-	2	2	0
1998-99	2	0	1	1	-	1	2	4	1	0	0	1	-	1	1	1	1	0	1	0	-	0	1	3
1999-00	2	0	1	1	0	1	4	7	1	0	0	1	0	1	2	2	1	0	1	0	0	0	2	5
2000-01	1	0	0	1	0	1	2	2	1	0	0	1	0	1	2	2	-	-	-	-	-	-	-	-
2001-02	2	2	0	0	0	4	5	3	1	1	0	0	0	2	3	2	1	1	0	0	0	2	2	1
2002-03	2	1	1	0	0	2	10	9	1	0	1	0	0	0	4	6	1	1	0	0	0	2	6	3
2003-04	1	1	0	0	0	2	2	1	1	1	0	0	0	2	2	1	-	-	-	-	-	-	-	-
2004-05	-	-	-	-	-	-	-	-	-	-	-	-	-	-	-	-	-	-	-	-	-	-	-	-
2005-06	1	0	1	-	0	0	2	5	-	-	-	-	-	-	-	-	1	0	1	-	0	0	2	5
2006-07	1	1	0	-	0	2	2	0	1	1	0	-	0	2	2	0	-	-	-	-	-	-	-	-
2007-08	-	-	-	-	-	-	-	-	-	-	-	-	-	-	-	-	-	-	-	-	-	-	-	-
2008-09	1	1	0	-	0	2	1	0	-	-	-	-	-	-	-	-	1	1	0	-	0	2	1	0
2009-10	1	0	0	-	1	1	2	3	1	0	0	-	1	1	2	3	-	-	-	-	-	-	-	-
2010-11	1	1	0	-	0	2	3	1	-	0	-	-	-	-	-	-	1	1	0	-	0	2	3	1
2011-12	1	0	1	-	0	0	3	4	1	0	1	-	0	0	3	4	-	-	-	-	-	-	-	-
2012-13	-	-	-	-	-	-	-	-	-	-	-	-	-	-	-	-	-	-	-	-	-	-	-	-

YEAR-BY-YEAR SEASON SERIES BY TEAM



KEY:	Overall								Home								Road							
	GP	W	L	T	O	PTS	GF	GA	GP	W	L	T	O	PTS	GF	GA	GP	W	L	T	O	PTS	GF	GA
1981-82	3	3	0	0	-	6	16	8	2	2	0	0	-	4	9	4	1	1	0	0	-	2	7	4
1982-83	3	0	3	0	-	0	8	12	1	0	1	0	-	0	1	2	2	0	2	0	-	0	7	10
1983-84	3	2	1	0	-	4	9	5	2	1	1	0	-	2	5	4	1	1	0	0	-	2	4	1
1984-85	3	1	2	0	-	2	8	12	1	0	1	0	-	0	4	5	2	1	1	0	-	2	4	7
1985-86	3	0	2	1	-	1	6	10	2	0	1	1	-	1	3	4	1	0	1	0	-	0	3	6
1986-87	3	1	1	1	-	3	8	8	1	1	0	0	-	2	3	2	2	0	1	1	-	1	5	6
1987-88	3	1	2	0	-	2	5	10	2	1	1	0	-	2	4	6	1	0	1	0	-	0	1	4
1988-89	3	1	1	1	-	3	7	11	1	0	1	0	-	0	2	7	2	1	0	1	-	3	5	4
1989-90	3	2	1	0	-	4	13	13	2	1	1	0	-	2	8	10	1	1	0	0	-	2	5	3
1990-91	3	1	1	1	-	3	11	11	1	0	1	0	-	0	3	5	2	1	0	1	-	3	8	6
1991-92	3	1	1	1	-	3	12	12	1	0	0	1	-	1	5	5	2	1	1	0	-	2	7	7
1992-93	3	2	1	0	-	4	11	13	2	2	0	0	-	4	9	7	1	0	1	0	-	0	2	6
1993-94	4	4	0	0	-	8	23	10	2	2	0	0	-	4	14	5	2	2	0	0	-	4	9	5
1994-95	3	0	2	1	-	1	3	6	2	0	1	1	-	1	2	4	1	0	1	0	-	0	1	2
1995-96	4	2	2	0	-	4	11	11	2	0	2	0	-	0	2	6	2	2	0	0	-	4	9	5
1996-97	4	1	1	2	-	4	11	11	2	1	1	0	-	2	6	6	2	0	0	2	-	2	5	5
1997-98	4	2	1	1	-	5	7	5	2	1	0	1	-	3	3	1	2	1	1	0	-	2	4	4
1998-99	4	3	1	0	-	6	14	13	2	2	0	0	-	4	9	7	2	1	1	0	-	2	5	6
1999-00	4	1	1	2	0	4	7	7	2	0	1	1	0	1	2	5	2	1	0	1	0	3	5	2
2000-01	4	1	2	1	0	3	7	7	2	1	1	0	0	2	4	3	2	0	1	1	0	1	3	4
2001-02	4	2	1	0	1	5	12	7	2	2	0	0	0	4	11	4	2	0	1	0	1	1	1	3
2002-03	4	2	1	1	0	5	18	14	2	1	0	1	0	3	8	7	2	1	1	0	0	2	10	7
2003-04	4	2	1	1	0	5	14	12	2	1	0	1	0	3	6	5	2	1	1	0	0	2	8	7
2004-05	-	-	-	-	-	-	-	-	-	-	-	-	-	-	-	-	-	-	-	-	-	-	-	-
2005-06	4	3	0	-	1	7	11	9	2	1	0	-	1	3	4	4	2	2	0	-	0	4	7	5
2006-07	4	4	0	-	0	8	13	9	2	2	0	-	0	4	7	5	2	2	0	-	0	4	6	4
2007-08	4	2	1	-	1	5	7	12	2	2	0	-	0	4	4	1	2	0	1	-	1	1	3	11
2008-09	4	1	2	-	1	3	8	11	2	1	0	-	1	3	6	6	2	0	2	-	0	0	2	5
2009-10	4	1	2	-	1	3	8	14	2	0	2	-	0	0	2	8	2	1	0	-	1	3	6	6
2010-11	4	3	1	-	0	6	13	9	2	2	0	-	0	4	7	3	2	1	1	-	0	2	6	6
2011-12	4	1	2	-	1	3	12	13	2	0	1	-	1	1	5	7	2	1	1	-	0	2	7	6
2012-13	3	1	0	-	2	4	9	8	1	1	0	-	0	2	4	1	2	0	0	-	2	2	5	7
BOSTON vs. WINNIPEG*																								
1999-00	4	3	0	1	0	7	14	9	2	1	0	1	0	3	7	5	2	2	0	0	0	4	7	4
2000-01	4	0	4	0	0	0	13	25	2	0	2	0	0	0	8	15	2	0	2	0	0	0	5	10
2001-02	3	3	0	0	1	7	12	8	2	1	0	0	1	3	6	6	2	2	0	0	0	4	6	2
2002-03	4	3	1	0	0	6	10	9	2	2	0	0	0	4	8	6	2	1	1	0	0	2	2	3
2003-04	4	2	0	1	1	6	17	15	2	1	0	1	0	3	7	6	2	1	0	0	1	3	10	9
2004-05	-	-	-	-	-	-	-	-	-	-	-	-	-	-	-	-	-	-	-	-	-	-	-	-
2005-06	4	2	1	-	1	5	13	13	2	1	0	-	1	3	7	7	2	1	1	-	0	2	6	6
2006-07	4	0	4	-	0	0	8	15	2	0	2	-	0	0	4	6	2	0	2	-	0	0	4	9
2007-08	4	3	1	-	0	6	12	12	2	2	0	-	0	4	7	4	2	1	1	-	0	2	5	8
2008-09	4	4	0	-	0	8	18	10	2	2	0	-	0	4	9	6	2	2	0	-	0	4	9	4
2009-10	4	4	0	-	0	8	18	7	2	2	0	-	0	4	10	4	2	2	0	-	0	4	8	3
2010-11	4	2	1	-	1	5	10	9	2	2	0	-	0	4	7	3	2	0	1	-	1	1	3	6
2011-12	4	2	2	-	0	4	12	11	2	2	0	-	0	4	9	5	2	0	2	-	0	0	6	3
2012-13	3	2	1	-	0	4	6	6	1	1	0	-	0	2	2	1	2	1	1	-	0	2	4	5

* -- Franchise in Atlanta, 1999-00--2010-11;
Franchise in Winnipeg, 2011-12--Present



NHL TICKET EXCHANGE™



Sold by fans. Verified by Ticketmaster.®

Buy and sell Bruins® tickets with NHL Ticket Exchange™, the official resale marketplace of the Bruins®, powered by Ticketmaster®. The only Boston Bruins® resale tickets verified & delivered by Ticketmaster®.

Get your game plan together now, visit NHL.com/ticketexchange.

ticketmaster®
The Official Ticket Exchange of the NHL®



OFF THE ICE





GLEN THORNBOROUGH | Senior Vice President, Sales

Glen Thornborough is in his first season as Vice President of Sales with TD Garden and the Bruins. He is responsible for the creation, direction and management of all TD Garden and Boston Bruins sales processes and strategies and he directly oversees corporate partnerships, TD Garden Premium Club ticket sales and service, and general ticketing operations. He joined the Bruins and Garden following seven years with ReebokCCM where he served most recently as Vice President of Global Marketing and was responsible for increasing global sales, consumer perception, trade relations and brand health. He holds a BA in Public Communication from the University of Alaska-Anchorage and an Executive MBA from Saint Joseph's University.



JIM BEDNAREK | Vice President, Finance

Jim Bednarek is in his 18th season as Vice President of Finance and Administration with TD Garden and his seventh season with the dual role as Vice President of Finance for the Bruins. In these positions, he has financial oversight responsibilities for both companies. He joined TD Garden in January, 1996 following eight years with Delaware North Companies in Buffalo where he assumed various managerial positions and special project roles. The graduate of SUNY at Buffalo is also a Certified Public Accountant.



MATTHEW CHMURA | Vice President, Communications and Content

Matthew Chmura enters his eighth season with the Bruins, his second as the team's Vice President of Communications and Content after six seasons in the positions of Director of Media Relations and Director of Communications. He is responsible for the club's overall communications functions and strategies while overseeing all media relations, publications and website editorial efforts. A native of Taunton, MA, he began his sports career as an intern in various NFL public relations departments, including the New England Patriots, and he spent two seasons as Manager and then Director of Public Relations with the MetroStars of Major League Soccer. He came to the Bruins following one season as Vice President of Communications and New Media with Red Bull New York (MLS) and in that position, he managed all of that club's public relations, media relations, broadcasting and interactive media efforts. He is a graduate of the College of the Holy Cross with a BA in Political Science and has served as a Trustee for that institution. He is also on the Board of Directors for the Boys & Girls Clubs of Taunton, MA, and the Bay State Games.



JEN COMPTON | Vice President, Marketing

Jen Compton is in her sixth season as Vice President of Marketing for the Boston Bruins and the TD Garden. Compton has marketing oversight of both companies and her TD Garden responsibilities also include public relations. She directs integrated marketing campaigns to support the diverse Boston Bruins and Garden products, including The Premium Club, corporate partnerships, VIP ticketing, family shows and concerts; and oversees brand management, advertising, creative services, e-marketing, and grassroots initiatives for the building as well as the club. A graduate of Syracuse University, Compton previously worked for John Hancock, the New England Patriots and the New England Revolution in various marketing and public relations capacities. She joined the TD Garden in 2004 and had previously been Director of Marketing & PR for the Garden.



CHRIS JOHNSON | Vice President, Corporate Partnerships

Chris Johnson is in his 17th season with TD Garden as Vice President of Corporate Partnerships. He is responsible for maximizing corporate sales and sponsorship initiatives as well as leading the corporate sales team in development and implementation of strategic plans consistent with Boston Bruins and TD Garden initiatives. A graduate of the University of Massachusetts, Johnson had previously served various capacities in the Corporate Partnerships and Premium Sales Department of the Garden. He worked as a Group Sales Representative with the Boston Red Sox and Assistant Director of Marketing and Sales with an arena football league prior to joining the Boston Bruins and TD Garden.

MEDIA INFORMATION



MATTHEW CHMURA

Vice President of Communications
& Content
Office: 617-624-1913
E-mail: mchmura@bostonbruins.com

* Contact for interview requests for club
officers and executives



ERIC TOSI

Assistant Director of Media Relations

Office: 617-624-1935
E-mail: etosi@bostonbruins.com

* Contact for interview requests for head
coach and players



HEIDI HOLLAND

Director of Publications & Information
Office: 617-624-1909
E-mail: hholland@bostonbruins.com

* Contact for game notes and photo
archives



ERIKA WENTZELL

Communications Specialist
Office: 617-624-1967
E-mail: ewentzell@bostonbruins.com

* Contact for non-hockey related interview
requests and credential requests



CARYN SWITAJ

Digital Content Specialist
Office: 617-624-1972
E-mail: cswitaj@bostonbruins.com



JONATHAN GOTLIB

Web Video Producer
Office: 617-624-1991
E-mail: jgotlib@bostonbruins.com



BRANDON MCNELIS

Content Specialist
Office: 617-624-1213
E-mail: bmcnelis@bostonbruins.com

GAME-DAY MEDIA POLICIES:

Media Credentials

Credentials are issued to those media who cover the Bruins both seasonally and on an occasional game-by-game basis. The credential is good only for the game(s) printed on the tag and must be displayed to the TD Garden security personnel to gain entry to restricted areas. Please contact Erika Wentzell (ewentzell@bostonbruins.com) for credential information.

Press Gate

The press gate is located on the Legends Way side of the TD Garden (on the right side as you are facing the building from Causeway Street). It is the second door on Legends Way. Credentials to Bruins games may be picked up at the press gate, which is open from three hours prior to game time through the end of the first period. All media must show a press pass to enter through the press gate.

Press Work Area and Press Lounge

The press work area and press lounge are located on level three (ice level) of the TD Garden. The press lounge and media work area, known as the Will McDonough Room, are located together, directly to the left of the Bruins locker room. Meals are served buffet style two-and-a-half hours prior to game time. All food must be consumed in the press lounge and may not be taken to the press box. The press work area is located to the right of the press

MEDIA INFORMATION



lounge. There are reserved seats for daily media and additional work spaces with telephones and wireless internet access. Please honor the reserved spaces. News releases, game day notes and statistical packages are available each game day in the back workroom area from the morning skate through the game.

Press Box

The press box is on level nine of the TD Garden on the side opposite the team benches. Access to the press box from the press lounge and work area is by freight elevator. Please note that only the right-hand freight elevator has level nine access. Seats in the press box are on an assigned basis only and members of the media must sit in the seat assigned to them. Please check the seating charts in the press room or press box, or check with the Bruins media relations staff for your seat assignment. In order to ensure seating in the press box, it is necessary for all media to notify the Bruins media relations staff of their attendance by noon the day prior to the game. If you do not have an assigned seat, please check with a member of the media relations staff. In compliance with TD Garden regulations, smoking is not allowed in the arena. If you wish to smoke, you may do so in the area directly outside the press gate on the ground level.

Wireless Internet

Wireless internet is provided free of charge on all game days in both the press box and in the Will McDonough Room for members of the working media. Signs will be posted each game providing the user name and password information for that game. If you have difficulty with the wireless connection, please contact a member of the Bruins media relations staff.

Photo Positions

Photo positions at the TD Garden are located in the corners at ice level and at center ice on the club level. All photo positions will be assigned prior to the game by the media relations department. Daily print and wire services receive priority for prime positions. There is a photo meeting one hour before each game at the Zamboni entrance on level three.

Game Day / Night

The Bruins team dressing room is closed prior to game time, although requested players will be made available during a 30-minute window beginning two hours prior to faceoff. The Bruins locker room will be open within five minutes of the end of the game to working media only. Head Coach Claude Julien's press conference will follow approximately 15 minutes post-game in the Will McDonough Room (the press lounge).

Player and Management Access

If the media wishes to interview a player who is not present in the dressing room, they should make the request to a Bruins media relations representative who will locate the player and, if possible, make him available.

Visitors Dressing Room

Visiting team rooms are closed to the media for five minutes after the game. Visiting team coaches or visiting team personnel are responsible for opening their dressing room to the media.

Interviews

Television networks and stations requesting live pre-game interviews with a player must request these prior to or during the morning skate. Live television interviews are available for each game before 5:30 p.m. (for a 7:00 p.m. game), and may be arranged through the Bruins media relations staff. Live television interviews after 5:30 p.m. will be scheduled on a case-by-case basis by the Bruins media relations staff.

PRACTICE SESSION MEDIA POLICIES:

Media Access

The media has full access to all team practices at all practice facilities, including game-day skates, in accordance with NHL media regulations. The media is allowed to enter the team dressing room five minutes after the first regular player who has participated in the entire practice leaves the ice. In the event of a team meeting, the media will be allowed access immediately following the conclusion of the meeting. The locker room is closed to the media prior to and during practice. Head Coach Claude Julien will be available approximately 20 minutes after the conclusion of practices. To confirm practice times, please visit the Boston Bruins media website (www.bostonbruins.com/media).

Practices at Ristuccia Memorial Arena

The media should enter Ristuccia Memorial Arena through the front entrance of the building. There is an elevated enclosed media work area located on the second level. To access the work area, make an immediate left after you enter the rink and go up the stairs. The media workspace is located at the end of the room on the left. Team notes and media information will be available in that work area.

Practices at TD Garden

The media should enter the TD Garden through the same press gate used for games on Legends Way. Media should enter the stands from the Zamboni entrance and sit in the loge seats opposite the team benches. Team notes and media information will be available inside the Will McDonough Room.

MEDIA INFORMATION



MISCELLANEOUS:

News Releases

Accredited members of the media who would like to receive e-mailed Bruins news releases should contact a member of the media relations staff with an e-mail address. Press releases produced by the Bruins include a weekly release (The Week Ahead) which details the weekly schedule of games, practices and other Bruins events.

www.BostonBruins.com/media

The Bruins Communications Department maintains a password-protected, media-only section of their website that contains a daily Bruins-related clips package, press releases, game notes, player and coach transcripts and sound files, practice schedules, team media guides and other relevant media information. Questions regarding the website can be directed to Eric Tosi at etosi@bostonbruins.com.

NHLMedia.com

The NHL's password-protected media site includes statistics, press releases, game notes, credential applications and much more. The site also has player headshots and pdf files of every team's media guide. To access the site, visit <http://media.nhl.com> to register for a password.

Media Parking

There is no media parking at the TD Garden for non-television broadcast vehicles. There are two parking structures that are easily accessible from the TD Garden - one directly under the building accessible from the Nashua Street entrance and another directly across the street on Nashua St. The TD Garden can also be reached by subway on the green and orange lines to North Station, as well as the commuter rail. Television stations are allowed one vehicle in the TD Garden Causeway St. parking lot per event (practice, game, press conference, etc.).

Players' Personal Telephone Numbers

At no time will a player's home or mobile phone number be released to either the media or the public unless the player specifically authorizes such release. Members of the media attempting to reach players must do so through the Bruins media relations staff.

Autographs

Media attending Bruins practices or games are strictly forbidden from requesting autographs. The locker room area is for working media only. Any person in the locker room with a media pass observed asking players for autographs will be asked leave the premises and will have their credential privileges revoked.

Team Medical Rooms

Team medical rooms located at the TD Garden or Ristuccia Memorial Arena are off limits to the media at all times.

Cell Phones

Per NHL media regulations, no media member is permitted to use a cell phone in the dressing room to place a call or take photographs.

DIRECTIONS TO TD GARDEN (100 Legends Way, Boston MA 02114):

From I-93 South – Take Exit 26 toward Storrow Drive/North Station, staying to the right at the fork. Turn right at the light onto Nashua Street and follow the signs to North Station. TD Garden will be on the left.

From I-93 North – Take Exit 23 toward Government Center. Take the North End ramp toward Charlestown. Turn left onto Cross Street. Take a slight right onto N. Washington Street. Turn left onto Causeway Street and TD Garden will be on the right.

DIRECTIONS TO RISTUCCIA MEMORIAL ARENA (190 Main Street, Wilmington MA 01887):

From I-93 South – Take Exit 40 toward N. Reading. Turn left onto MA-62. Turn right onto Clarke Street. Turn right onto Main Street. Ristuccia Memorial Arena will be on your right.

From I-93 North – Take Exit 38 toward Reading/Wilmington. Keep right at the fork to go on MA-129/Lowell Street. Turn right onto Main Street. Ristuccia Memorial Arena will be on your right.

Any additional questions that you may have regarding media policies can be directed to Vice President of Communications and Content Matthew Chmura.

VOICES OF THE BRUINS



JACK EDWARDS | Television Play-by-Play, NESN

Jack Edwards is in his ninth season as a play-by-play voice for Bruins games on NESN and his seventh season doing both home and road contests. A television veteran of over 30 years, he came to NESN after five years of play-by-play for both ESPN and HDNet broadcasts of NHL games. A graduate of the University of New Hampshire, Edwards began his career doing play-by-play of Wildcats hockey which led to reporter and anchor positions in both radio and television in New Hampshire and Providence. He came to Boston in the 1980s as a sports anchor and reporter at both WCVB-TV 5 and WHDH-TV 7 and also worked as a reporter for ABC's Wide World of Sports and Olympic coverage on both ABC and CBS. He joined ESPN in 1991 as an anchor and reporter for SportsCenter and won an Emmy award for his ESPN reporting. He has also done play-by-play for ESPN's coverage of hockey and soccer, including the 2002 World Cup finals, and the Little League World Series.



ANDY BRICKLEY | Television Color Analyst, NESN

Andy Brickley is in his 14th season of color commentary on the Bruins television airwaves following one season of Bruins commentary for WBZ radio. Following a college hockey career at the University of New Hampshire, he played 14 seasons at both the National Hockey League and minor league levels, including four seasons in a Bruins uniform from 1988-92. He was a member of IHL Turner Cup championship teams with both Denver in 1994-95 and Utah in 1995-96. He retired with NHL career totals of 82 goals and 140 assists for 222 points in 385 NHL games with Philadelphia, Pittsburgh, New Jersey, Boston and Winnipeg. He has also worked with Versus as both a color analyst and reporter during their NHL coverage over the past four seasons and has worked on AHL, IHL and college hockey broadcasts as well in addition to four World Junior Championship tournaments. A native of Melrose, MA, he is a member of both the Melrose High School and University of New Hampshire Halls of Fame.



DAVE GOUCHER | Radio Play-by-Play, 98.5 The Sports Hub

Dave Goucher is in his 14th season of Bruins radio play-by-play, first on WBZ-AM and now on flagship 98.5 The Sports Hub and he has been named New England's top radio play-by-play announcer on four occasions by the Associated Press. A native of Pawtucket, RI, he graduated in 1993 from Boston University where he broadcast Terriers hockey from 1991-1993 before moving to pro hockey with Wheeling of the East Coast Hockey League, doing play-by-play for the Thunderbirds for two seasons from 1993-1995. He spent five years as the radio voice of the Bruins' AHL affiliate in Providence, including their Calder Cup-winning season in 1998-99, in addition to serving as the team's director of broadcasting and communications from 1995-2000. He is a regular contributor to Bruins coverage on Comcast SportsNet.



BOB BEERS | Radio Color Analyst, 98.5 The Sports Hub

Bob Beers is in his 17th season as color analyst on Bruins radio. He came to the broadcast booth following an eight-year professional career as a defenseman in the NHL and with minor league affiliates. Drafted by Boston as their tenth pick, 210th overall, in the 1985 NHL Entry Draft, he played three-plus seasons with the Bruins organization before moving on to NHL stops in Tampa Bay, Edmonton and the NY Islanders for four seasons. He returned to the Bruins for the 1996-97 campaign before retiring as a full-time player in August, 1997. He also played parts of two seasons with the Bruins' AHL affiliate in Providence as his radio schedule allowed in both 1998-99 and 1999-2000. Beers has also worked with NHL Radio and Versus television broadcasts during the playoffs and he is a regular contributor to Bruins coverage on Comcast SportsNet.



BOSTON'S HOME FOR SPORTS



ADDITIONAL BRUINS STAFF



BRANDON ANTHONY
Creative Marketing
Manager



LINDA BARTLETT
Staff Accountant



MICHAEL BERGER
Digital Content
Producer



BOTIN BOU-JAMES
Payroll & Benefits
Manager



RITA BRANDANO
Executive Assistant



JOHN CADIGAN
Fan Relations
Manager



CHAD CARDINAL
Ticket Sales
Manager



LAUMA CERLINS
Retail Director



KERRY COLLINS
Director of
Community Relations



JO-ANN CONNOLLY-WHITE
Ticket Office
Receptionist



MIKE DARGIN
Youth Hockey
Development Manager



WESLEY DAUER
Accounting
Manager



LIZ d'ENTREMONT
Digital Marketing
Manager



CHRIS DIPIERRO
Director of
Marketing



ZACK FITZGERALD
Boston Bruins
Foundation Coordinator



JIM FOLEY
Assistant Director of
Ticket Operations



SHAUNA K. GILHOOLY
Director of
Human Resources



KATE GREEN
Human Resources
Manager



MATT GULLEY
Season Sales
Account Executive



CHRIS GUTIERREZ
Fan Relations
Representative



ASHLEY HANSEN
Community Relations
Coordinator



RACHEL HANSEN
Group Sales
Account Executive



BINNIE HUNDLEY
Legal Assistant



MATT HUNTER
Digital Marketing
Designer



LEAH LEAHY
Vice President, Premium



TAMALA LEVIN
Client Services Manager,
The Premium Club



BRIANA LYNCH
Group Sales
Account Executive



ANDREA MAZZARELLI
Promotions
Coordinator



RICK MCGLINCHEY
Controller



RICK MCGLINCHEY, JR.
Accounting
Coordinator



COURTNEY MCNEICE
Assistant Box Office
Manager



CAILLIN MILLER
Group Sales
Account Executive



KAREN ONDO
Administrative
Assistant



BEN PAPAPIETRO
Fan Relations
Representative



JASON PETRIE
Graphic Designer



MARIA POIRIER
Executive Assistant



MATT REECE
Assistant
General Counsel



KEITH RICCI
Fan Relations
Representative



RENEE RIVA
Marketing Coordinator



MARK RODRIGUES
Director of
Ticket Sales



KAITLIN ROWE
Fan Relations
Representative



ERIN SILVA
Fan Relations
Representative



MARK STEFFAN
Business Analyst



KEVIN STONE
Season Sales
Account Executive



BOB SWEENEY
Executive Director,
Boston Bruins Foundation



MAL VIOLA
Boston Bruins Alumni
Coordinator



MATTHEW WHELAN
Director of
Ticket Operations



DARRELL WOOD
Director of
Interactive



RICHARD YUTKINS
Fan Relations
Representative



TINA ZETTEL
Season Sales
Account Executive



Over 30 million people have come through the TD Garden turnstiles since its grand opening in September 1995, enjoying Boston Bruins hockey, Boston Celtics basketball, world-renowned concerts, sporting events, family shows and much more. The state-of-the-art building is a year-round, 19,600-seat arena, and has long been considered an industry pioneer for the development of its Premium Club membership and entertaining spaces, investments in enhancing the fan experience and adoption of the latest technologies.

The TD Garden is fully equipped with three private restaurants (Banners Harbor View, Budweiser Legends Club and The Premium Club Bistro), 88 executive suites, 1100 club seats, a multi-million dollar high-definition video scoreboard – Garden HDX – and complete 360-degree LED technology. The AT&T SportsDeck, The Heineken Boardroom and The Lofts are amongst the trend-setting premium seating products in The Premium Club with all-inclusive food packages, smaller ticketing packages and flexible seating. The Premium Club features Banners Harbor View, an upscale dining area; Insight Club Lounge, a raw bar and lounge accessible to all Premium Club members; Executive View and Garden View, unique corporate event suites with meeting capabilities; and Partners Room, used for private functions. New concessions and retail stands, a level 4 concourse bar called The Hub, and express kiosks for concessions and pre-purchased ticket pick-up are all recent enhancements to the fan experience.

Exterior lighting along the TD Garden roofline and in the southeast tower allows one of Boston's favorite landmarks to showcase its events in the skyline. Computer controlled and programmable lights change color to identify the event that is scheduled for that evening, as well as to signify when one of the Garden's home based teams enjoys a victory, as the lights pulse to create a celebratory wave. A Spring, 2010 exterior aesthetic renovation to the major pedestrian walkway outside the building is highlighted by a modern interpretation of a cornerstone sign, oversized TD Garden letters that welcome visitors to the arena, and a bronzed statue of Bruins legend Bobby Orr, which quickly became a must-visit sports landmark for fans, visitors, and members of the media.

The arena's impressive facilities and Boston's appeal have helped the TD Garden attract many events with a national profile and the building has been recognized by many industry publications as one of the top arenas in the country. Professional indoor lacrosse arrived in January 2009, as the National Lacrosse League Boston Blazers now call the TD Garden home. The building has also hosted such premier sporting events as the NHL All-Star Game, US Gymnastics Trials, NCAA Men's Ice Hockey Championship 'Frozen Four', NCAA Division I Men's Basketball First and Second Rounds, US Figure Skating Championships, the 2004 Democratic National Convention, the NCAA Women's Final Four, and the NCAA Men's Basketball Division I East Regionals. TD Garden has also played host to many record-breaking concerts, covering every genre from U2 and Justin Timberlake to Andrea Bocelli and Garth Brooks, and annual family shows such as the Ringling Bros. and Barnum & Bailey Circus, Disney on Ice and the Harlem Globetrotters.

PREVIOUS HOME ARENAS

TD Garden is the third building that the Bruins have called home. The Bruins, the first U.S.-based team in the National Hockey League, played their first game on December 1, 1924 as they defeated the Montreal Maroons by a 2-1 score at the Boston Arena. The Boston Arena, built in 1909, was host to boxing, track and figure skating before the Bruins made their debut and the rink would be the Bruins' home for four seasons. Now known as Matthews Arena under its fourth renovation, it is the world's oldest ice hockey arena and stands as part of Northeastern University, whose hockey team it has hosted since 1929.

Boxing promoter Tex Rickard entered the Boston sporting scene in 1928. Rickard had built New York's Madison Square Garden as a boxing venue and that building later became home to the NY Rangers when they entered the NHL in 1926. The success of the Bruins lured Rickard to Boston and he built the Boston Garden as the second of a planned series of Gardens throughout the country, a plan that ended with his death in January, 1929.

The grand new Boston Garden opened on November 17, 1928 and three days later the Bruins played their first game in the building when they hosted the Montreal Canadiens on November 20. They lost that game by a 1-0 score, but their first season in Boston Garden proved a magical one as they won their first Stanley Cup championship in that 1928-29 season.

The greatest players in Bruins and NHL history skated on Boston Garden ice and in all, five Stanley Cup championship banners were raised to its rafters. The Boston Celtics and the NBA were born in 1946 and the Green became the league's premier dynasty over their 49 seasons in Boston Garden with 16 championship titles under that roof.

Boston Garden saw the world's greatest entertainers pass through the doors for 67 years. Music's hottest acts, from the Beatles to U2, took to its stage. Families returned year after year to enjoy the wonders of the Ringling Bros. and Barnum & Bailey Circus, Disney on Ice, the Harlem Globetrotters along with a variety of other shows. Politicians became part of the Boston Garden history as well, as famed orators such as Winston Churchill, Franklin Roosevelt and John F. Kennedy all gave memorable speeches from the building's floor.

The Bruins held "The Last Hurrah" at Boston Garden on September 25, 1995, closing out their 67-year history in the building with grand ceremonies around a pre-season game vs. the Canadiens. The building itself closed its doors to the public for the last time with a nostalgic evening of entertainment on September 29, 1995.

The FleetCenter opened the following evening with a spectacular gala as a new era was ushered in for sports and entertainment in New England. That name stood until March 3, 2005 when TD Banknorth Inc. and Delaware North Companies reached an agreement on a 20-year naming rights partnership to bring the beloved Garden name back to the building. On July 1, 2009 the arena was officially renamed 'TD Garden' as TD Banknorth prepared to re-brand their operations to TD Bank.