

20
1993 2013

2013-14 ANAHEIM DUCKS MEDIA GUIDE



**CONGRATULATIONS
ANAHEIM DUCKS
ON 20 YEARS**



***PRIME*TICKET™**

TABLE OF CONTENTS



CLUB DIRECTORY	6	PLAYER PERSONNEL	144
MEDIA INFORMATION	8	NORFOLK ADMIRALS	145
FRONT OFFICE BIOGRAPHIES	9	TEAM HISTORY	150
COACHES	20	FINAL STATISTICS (YEAR-BY-YEAR)	204
ANAHEIM DUCKS STAFF	34	ALL-TIME TRANSACTIONS	216
BROADCASTING INFORMATION	40	COACHES & CAPTAINS	233
HONDA CENTER & TICKET INFORMATION	44	DRAFT HISTORY	268
THE RINKS	46	RECORDS	274
COMMUNITY INVOLVEMENT	50	PLAYOFFS	292
CITY OF ANAHEIM	54	OPPONENTS	328
PLAYER BIOGRAPHIES	56	NHL ON-ICE OFFICIALS	343
IN THE SYSTEM	110	2013-14 SCHEDULE	344
FUTURE DUCKS	137		



ANAHEIM DUCKS 2013-14 MEDIA GUIDE

Chief Editor
Steve Hoem

Writers
Alex Gilchrist & Lauren O'Gorman

Contributing Writers/Editorial Assistance
Jesse Bryson, Eddie Fischermann and Maureen Norvall

Photography
Robinson & Associates, Getty Images

Design
Brad Woodward

Printed by
Ben Franklin Press, Inc. • Tempe, AZ

COPYRIGHT © 2013 ANAHEIM DUCKS

The information contained in this publication was compiled by the Anaheim Ducks and is provided as a courtesy to our fans and the media and may be used only for personal or editorial purposes. Any commercial use of this information is prohibited without the prior written consent of the Anaheim Ducks Hockey Club, LLC.

All NHL and team insignias depicted in this publication are the property of NHL Enterprises, Inc. and the respective teams and may not be reproduced for commercial purposes without the prior written consent of NHL Enterprises, Inc.





The official team colors and logo were unveiled on June 7, 1993.



The Mighty Ducks of Anaheim debuted on Oct. 8, 1993 vs. the Detroit Red Wings



Guy Hebert was an original member of the Mighty Ducks in 1993-94 and played eight seasons for the franchise




Paul Kariya became the first Ducks player to score 50 goals in a season and won his first of two Lady Byng Memorial Trophies in 1995-96

Teemu Selanne led the NHL with 47 goals and became the franchise's first Maurice "Rocket" Richard winner in 1998-99



2003



Following the 2003 Stanley Cup Final against New Jersey, Anaheim's Jean-Sebastien Giguere became the first player in franchise history to win the Conn Smythe Trophy



On June 22, 2006, a new era began for the franchise as the team became officially known as the Anaheim Ducks



Scott Niedermayer became the second Duck to win the Conn Smythe Trophy following the team's Stanley Cup victory in 2007

1993

2013

TM



The Anaheim Ducks became California's first team to win the Stanley Cup on June 6, 2007



Corey Perry scored 50 goals in 2010-11 en route to the Hart and Maurice "Rocket" Richard Trophies

CONGRATULATIONS SCOTT NIEDERMAYER

on being voted into the Hockey Hall of Fame!



The Only Player in Hockey History to Have Won a
Stanley Cup, Olympic Gold Medal, World Championship,
World Cup, Memorial Cup and World Junior Title.



FOUR-TIME STANLEY CUP CHAMPION
TWO-TIME OLYMPIC GOLD MEDAL WINNER
2004 WORLD JUNIOR CHAMPION
2004 MORRIS MEMORIAL TROPHY WINNER
SIX-TIME NHL ALL-STAR
2007 SMYTHE TROPHY WINNER

CLUB DIRECTORY



Honda Center

2695 East Katella Ave., Anaheim, CA 92806

Administrative Offices: 714/940-2900

Main Club FAX: 714/940-2953

Ticket Information: 1-877-WILD-WING

Website: AnaheimDucks.com

EXECUTIVE MANAGEMENT

Owners	Henry and Susan Samueli
Chief Executive Officer	Michael Schulman
Executive Vice President/General Manager	Bob Murray
Executive Vice President/Chief Operating Officer	Tim Ryan
Senior Vice President of Hockey Operations	David McNab
Chief Financial Officer/Vice President of Finance	Doug Heller
Vice President of Human Resources	Jay Scott
Vice President/COO, Anaheim Arena Management	Kevin Starkey
Vice President/Chief Marketing Officer	Aaron Teats
Vice President of Sales/Chief Revenue Officer	John Viola
Vice President of Finance, Anaheim Arena Management	Angela Wergechik
Executive Assistants	Janet Conley, Cheryl Gorman

COACHING STAFF

Head Coach	Bruce Boudreau
Assistant Coach	Bob Woods
Assistant Coach	Brad Lauer
Assistant Coach	Scott Niedermayer
Goalending Consultant	Dwayne Roloson
Video Coordinator	Joe Piscotty

HOCKEY CLUB OPERATIONS

Director of Player Personnel	Rick Paterson
Director of Amateur Scouting	Martin Madden
Director of Player Development	Todd Marchant
Director of Professional Scouting	Dave Baseggio
Scouting Staff	Glen Cochrane, Jeff Crisp, Jan-Ake Danielson, Casey Hankinson, Konstantin Krylov, Martin Madden, Sr., Kevin Murray, Matt Laatsch, Steve Lyons, Jim Pappin, Stephane Platte, Jim Sandlak
Senior Manager of Hockey Operations	Maureen Norvall
Manager of Hockey Operations	Ryan Lichtenfels
Hockey Operations Coordinator	Chase Flanigan
Strength & Conditioning Coach	Sean Skahan
Head Athletic Trainer	Joe Huff
Assistant Athletic Trainer	Mike Hannegan
Massage Therapist	James Partida
Equipment Manager	Doug Shearer
Assistant Equipment Manager	Chris Aldrich
Equipment Attendant	Chris Kincaid
Team Physician	Dr. Craig Milhouse
Team Physician	Dr. Orr Limpisvasti
Oral Surgeon	Dr. Bao-Thy Grant

NORFOLK ADMIRALS (AHL) STAFF

Assistant General Manager	Bob Ferguson
Head Coach	Trent Yawney
Associate Coach	Jarrod Skalde
Assistant Coach	Marty Wilford
Coordinator of Minor League Hockey Operations	Jillian Samueli
Goalending Consultant	Sudarshan Maharaj

LEGAL

General Counsel	Bernard Schneider
Assistant General Counsel	Katie Rodin

BROADCASTING DEPARTMENT

Television, FSN Prime Ticket (Cable), LA 56 KDOC-TV	John Ahlers, Brian Hayward
Radio, KLA-AM 830 & Anaheim Ducks	
Radio Network	Steve Carroll, Dan Wood
Host/Producer	Kent French
Broadcasting Associate	Tiffany Spiritosanto
Postgame Radio Host	Josh Brewster

COMMUNICATIONS DEPARTMENT

Director of Media & Communications	Alex Gilchrist
Media & Communications Managers	Steve Hoem, Lauren O'Gorman
Communications Intern	Eddie Fischermann

COMMUNITY RELATIONS DEPARTMENT

Director of Community Relations	Wendy Arciero
Community Relations Managers	Jesse Bryson, Colleen MacKinnon
Community Relations Coordinator	Ashley Forbes

ENTERTAINMENT DEPARTMENT

Director of Production & Entertainment	Rich Cooley
Entertainment Manager	Davin Maske
Producer	Peter Uvalle
Associate Producer	Gabe Suarez
Entertainment/Production Associate	Sarah Moews

FAN DEVELOPMENT DEPARTMENT

Director of Fan Development	Matt Savant
Senior Manager of Fan Development & Education	Joseph Hwang
Manager, Fan Development & Youth Hockey	Champ Baginski
Fan Development Coordinators	Jason Cooper, Mike Hermosa

FINANCE

Controller	Melody Martin
Financial Analyst	Rosanna Sitzman
Payroll	Regina Terrana
Accounting Assistant	Rob Dumlool
Accounts Payable	Lou Roe Campbell

HUMAN RESOURCES

Human Resources Managers	Wendy Mulhall, Donna Vass
Human Resources Specialist	Esther Shimizu
Human Resources Coordinator	Lisa Monson

CORPORATE PARTNERSHIPS

Director of Corporate Partnerships	Greg Rieber
Corporate Sales Managers	Brian Fling, Graham Siderius

CORPORATE PARTNERSHIP ACTIVATION

Senior Manager, Corporate Partnership Activation	Sara Morales
Manager, Corporate Partnership Activation	Terri Awde
Media Services Associate	Randy Bernabe
Activation Coordinators	Katie Bailey, Natalie Bobuk

MARKETING DEPARTMENT

Director of Marketing	Tracie Jones
Senior Manager of Signature Programs & Events	Kris Loomis
Signature Programs & Events Manager	Jamie Minkler
Marketing Manager	Ryan Spillers
Marketing Coordinators	G.M. Ciallella, Cindy Iwami, Ryan Johnson
Senior Graphic Designer	Mariana Koonz
Junior Designers	Jeff Ippian, Ruben Segura
Signature Programs & Events Intern	Craig Appleby

CLUB DIRECTORY

20
1993 2013

PUBLICATIONS & NEW MEDIA

Director of Publications & New Media	Adam Brady
Social Media Producer	Anthony Manderichio
Publications & New Media Associate	Kyle Shohara

PREMIUM SALES & SERVICE DEPARTMENT

Director of Premium Sales & Service	Jim Panetta
Premium Account Executives	Casey Haskinson, Geoff Matthews, Timothy Thompson
Premium Services Manager	Jana Cannova

TICKETING DEPARTMENT

Senior Manager of Ticket Operations	James Bakken
Assistant Ticketing Manager	Jonas Calicdan
Assistant Manager, Premium Ticketing	Gina Bulgheroni
Group & Inside Sales Ticketing Representative	Robert Slaby
Premium Ticketing Representatives	Christie Nevin, John Watson
Season Ticketing Representative	Kameron Kwok
Database Analyst	Lisa Penaloza

BUSINESS DEVELOPMENT AND RETENTION DEPARTMENT

Director of Ticket Sales & Service	Lisa Johnson
Manager, Business Development and Retention	Chris Kenyon
Manager of Group and Inside Sales	Matt Payne
Business Development Account Executives	Angelo Anello, Anthony Bennett, Melissa Garza, Debra Lee, Brett Miller, Phil Widell
Business Retention Account Executives	Daniel Alvarez, Michelle Carter, Nick Moller
Group Sales Account Executives	Jennifer D'Anna, Jamie Friedrich, Katie Reed, Sean Sterner
Season and Group Sales Coordinator	Natasha Arena
Inside Sales Representatives	Zachary Crazitz, Megan Sterling, Patrick Wimberly

ANAHEIM ARENA MANAGEMENT, LLC

Director of Booking	Jo-Ann Armstrong
Director of Events	Quinn Mackin
Senior Event Manager	Jason Davis
Event Manager	Matthew Trout
Event Services Manager	Morissa Deckert
Assistant Event Services Manager	Matthew Warwick
Security/Public Safety Manager	Russell Beecher
Assistant Security Manager	Jon Hampe
Public Safety Officers	Nestor Blanco, Chris Evans, Jeff Evans, Antonio Giordano, Paulo Kome, Michael Mandonado, Denise Mendrick, Robert Palmieri, Melvin Schumann, Benjamin Tomas
Director of Operations	Brent Mater
Operations Managers	Joe Barrett, Charles Boswell
Manager Engineer & Maintenance	Dion Beckett
Event Crew Supervisor	Chris DeLloyd
Ice Technician & Day Crew Supervisor	Joel Francisco
Parking Manager	Jeff Grant
Assistant Parking Manager	Ray Navarro
Engineers	Jose Argueta, Robert Gibbons, Mike Maldonado, Carlos Rodriguez, Larry Ruffin, Alfonso Alvarez, Rafael Jaquez, Ulises Ramirez, Albert Quezada

Maintenance Technicians	Nate Chivers
Sound Technician	Omar Felix
Technical Services	Shelly Baker
Operations Office Manager	Merit Tully
Director of Media & Communications	Tracy Richmond
Media & Communications Associate	Joel Hobson
Director of Marketing	Adam Mendelsohn
Senior Media & Marketing Manager	Lauren Esterline
Marketing Associate	Mark Neumann
Director of Ticket Operations	Gabriel Martinez
Box Office Manager	Elena Buenrostra, Chris Williams
Box Office Supervisors	James Pearson
Controller	Jennifer Breen
Financial Analyst	Loree Peevey
Accountant	Ana Robles
Payroll	Mike Wing
IT Manager	Nate Gardner, Troy Naragon
IT Associates	

Mail Services Supervisor	Linda Martinez
Receptionist	Esther Methvin

FOOD & BEVERAGE STAFF

Director of Food and Beverage Services	Julie Margolin
Controller	Angela Leu
Manager, Training & Development	Amanda Wideman
Accounting Manager	Olin Howell

CULINARY OPERATIONS

Executive Chef	Joseph "Jo-Jo" Doyle
Chef de Cuisine	George Drakulich
Sous Chef	Matthew Sprague

PREMIUM OPERATIONS

Manager, Premium Operations	Tisha Johnson
Manager, Suites & In Seat Service	Roman Zavala
Suites & In Seat Service Manager	Rodney Tumalioan
Manager of Clubs	Beth Kiedmiller
Catering Manager	Nicole Gagnon

CONCESSIONS OPERATIONS

Manager, Concessions Operations	Andy Amezcua
Concessions Manager	Giovany Golinado
Concessions Manager	Jon Perrigo
Concessions Staffing Manager	Patty Macias

WAREHOUSE OPERATIONS

Manager of Purchasing	Susanna Vahramian
Warehouse Manager	Louie Campos

THE RINKS

Vice President	Art Trotter
Accounting Supervisor	Audrey Hodges
Payroll	Cynthia Cazares
Corporate Partnerships & Marketing Manager	Jesse Chatfield
Marketing Coordinator	Carissa Zamora

ANAHEIM AND WESTMINSTER ICE

Hockey Director	Rick Hutchinson
Figure Skating Director	John Saitta
Supervisor/Lead	Holly Collins, Sean Crow, Megan Hammon, Stacy Witt, Tony Witt
Operations Manager	Jill Herzog
Programs Manager	Cindy Frazier
Ice Maintenance	Joe Keeler

YORBA LINDA ICE

General Manager	David Bigelow
-----------------	---------------

LAKEWOOD ICE

General Manager	Phil Zamora
Hockey Manager	Brandon Parra
Figure Skating Manager	Jacqueline Palmore
Supervisor/Lead	Seth Cardwell, Neal Miller
Snack Bar Manager	Vanessa Najera
Operations Associate	Vanessa Calvillo
Ice Maintenance	George Estrada

CORONA INLINE

General Manager	Ken Murchison
Assistant Hockey Manager	Ten Barrett
Operations Coordinator	Tara Hamilton

HUNTINGTON BEACH INLINE

General Manager	Shayne Arsenault
Assistant Hockey Manager	Ron Alexander
Assistant Manager	James Irwin

IRVINE INLINE

General Manager	Eddie Limbago
Assistant Managers	Dave Field, Greg Martin

MISCELLANEOUS

Home Ice	Honda Center (opened 1993)
Capacity	17,174
PA Announcer	Phil Hulett
Team Colors	Black and Gold with Orange and Silver Accents
Practice Facilities	Anaheim ICE (300 W. Lincoln Ave.)
Founded	1993

MEDIA INFORMATION

On behalf of the Anaheim Ducks, welcome to the 2013-14 National Hockey League (NHL) season. We hope to make your job covering the Ducks as easy and pleasant as possible. In order to help you achieve your goals in the most efficient manner, we have a few procedural guidelines of which you should be aware.

Media credentials are issued to working media only. All season and individual game credential holders should enter through the press entrance off Douglass Avenue (Northeast corner of the building). The press entrance and press will-call opens two and one-half hours prior to all games. Credentials are non-transferable, and unauthorized use will subject bearer to ejection from Honda Center and result in a loss of credential privileges.

Season media passes will be issued to recognized newspapers, magazines, television and established radio stations as well as websites affiliated with major broadcast outlets. Requests for credentials must be made on company letterhead. Credentials will be distributed on an individual basis. Season pass holders must notify the communications office of their intentions to cover a game in order to reserve press seating.

Individual game credentials should be requested in writing through the communications department (e-mail or fax) a minimum of 24 hours prior to game time or by 2:00 p.m. Friday for all Saturday or Sunday contests. You can email requests to agilchrist@anaheimducks.com, or fax to 714-940-2925. Pre-arranged passes must be picked up at the press entrance located inside the northeast entrance. Credentials will be issued on an availability-only basis.

Credentials are good for admittance to the arena, press box, press dining room and both locker rooms. We suggest coming to the morning skate if you need an interview before the game. Both teams' locker rooms will open five minutes after the last player has left the ice, following the game's conclusion. Your cooperation is asked in maintaining a working atmosphere. **ABSOLUTELY NO AUTOGRAPHS ALLOWED DURING MEDIA ACCESS PERIODS.**

Interviews that need advance preparation or special accommodation can be arranged by contacting the Ducks communications department. This includes all live television interviews for pre and post-game.

Photo credentials will also be issued in the same manner as other passes, with camera positions assigned by team photographer Debora Robinson; photographers should check in with Debora in the press dining room prior to game time.

Telephones for the working media should be ordered through Shelly Baker with Honda Center at (714) 704-2408.

Facsimile and photocopy services are available by contacting the Ducks communications department prior to the game.

On game days when the Ducks choose to practice, they will take the ice at 10:00 or 10:30 a.m. The visiting team's practice usually starts at 11:30 a.m. Please call the Ducks communications department if there is a question regarding either team's practice schedule. ALL requests for in-between period interviews must be made by the time of the Ducks' skate that morning.

We hope this outline of procedures and guidelines will assist you in your coverage of the Ducks and the National Hockey League at Honda Center for the 2013-14 season. Please don't hesitate to contact us if you need any additional assistance. We look forward to working with you this season.

Sincerely,



Alex Gilchrist
Director, Media & Communications
Anaheim Ducks



HENRY & SUSAN SAMUELI

ANAHEIM DUCKS HOCKEY CLUB, LLC & ANAHEIM ARENA MANAGEMENT, LLC

Susan Samueli was born and raised in Los Angeles, CA. She earned a B.S. in Mathematics from UC Berkeley in 1972. From 1972 to 1985 she was with IBM Corporation, where she worked initially as a software programmer in the Federal Systems Division, Westlake Village, CA, and then as a Systems Engineer in the National Marketing Division, Los Angeles, CA, providing technical marketing and sales support for IBM's mid-range computer systems. In 1985 she left IBM and focused her energy on raising her children, at which time she developed a keen interest in alternative health care. She developed an active consulting practice in the areas of nutrition, homeopathy and Chinese herbs, and subsequently received a Ph.D. degree in nutrition from the American Holistic College of Nutrition in 1993 and a diploma in Homeopathy from the British Institute of Homeopathy in 1994.

Henry Samueli was born in Buffalo, NY and grew up in Los Angeles, CA. He earned a B.S., M.S. and Ph.D. in Electrical Engineering from UCLA in 1975, 1976 and 1980, respectively. From 1980-1985, he worked in the defense industry and held various engineering and management positions in the Electronics and Technology Division of TRW Inc., Redondo Beach, CA. Since 1985 Dr. Samueli has been a professor in the Electrical Engineering Department at UCLA, and since 2003 he has also served as a Distinguished Adjunct Professor in the Electrical Engineering and Computer Science Department at UC

Irvine. In 1991 he co-founded Broadcom Corporation, a global leader in providing semiconductor solutions for wired and wireless communications and he took a leave of absence from UCLA in 1995 to be at Broadcom full-time. Dr. Samueli serves as Chairman and Chief Technology Officer of Broadcom and he helps drive the vision of the company's research and development activities. He has published over 100 technical papers and he is a named inventor in over 70 U.S. patents. He was elected a Fellow of the Institute of Electrical and Electronics Engineers (IEEE) in 2000, a member of the National Academy of Engineering in 2003, and a Fellow of the American Academy of Arts and Sciences in 2004.

In December 2003 Susan and Henry purchased the management contract for the Honda Center sports and entertainment venue, creating Anaheim Arena Management, LLC, to oversee all operations of the arena, and in June 2005 they purchased the Anaheim Ducks National Hockey League club, Honda Center's largest tenant. In 2012 *Venues Today Magazine* ranked Honda Center 10th in the world in gross ticket sales over the past decade, and in 2007 the Anaheim Ducks became the first California team ever to win the Stanley Cup championship.

The success of Broadcom Corporation has also provided Susan and Henry the opportunity to support many worthwhile nonprofit organizations. After Broadcom's initial public offering

OWNERS

in 1998 they created the Samueli Foundation and to date they have gifted over \$250 million in the areas of Education, Health, Social Services, the Performing Arts and Jewish Culture. In 2003 and 2004 Susan and Henry were listed among BusinessWeek's 50 Most Generous Philanthropists in the nation. In 2012 they joined the Giving Pledge, initiated by Warren Buffett and Bill and Melinda Gates, whose members pledge the majority of their wealth to philanthropy.

Since relocating to Orange County, CA in 1995, Susan and Henry have become very active in the community. Susan is on the Board of the Orangewood Children's Foundation and was the founder of 44 Women for Children, an Orangewood auxiliary that supports teens emancipating from the foster care system. She serves on the Board of the Susan Samueli Center for Integrative Medicine at UC Irvine's College of Medicine, which she and Henry established in 2001. Susan and Henry also serve on the Board of the Samueli Institute, a non-profit scientific research organization they founded in 2001 focused on complementary and integrative medicine and the science of healing. In 2000 Susan was honored with the UC Irvine Medal. In 2002 she received the Ellen Cooperman Angel Award

from the John Wayne Cancer Institute. In 2005 she received the General William Lyon Crystal Vision Philanthropy Award from the Orangewood Children's Foundation, and in 2012 she was awarded an Honorary Doctorate in Humanities from the Southern California University of Health Sciences.

Henry serves on the UC President's Board on Science and Innovation and the Dean's Advisory Council of both the Henry Samueli School of Engineering and Applied Science at UCLA and the Henry Samueli School of Engineering at UC Irvine. In 2000 he was awarded the University of California Presidential Medal, the UC Irvine Medal, the UCLA School of Engineering and Applied Science Alumnus of the Year, and the IEEE Circuits and Systems Society Industrial Pioneer Award. In 2005 he was awarded an Honorary Doctor of Science degree from the Technion-Israel Institute of Technology and the Edward A. Dickson Alumnus of the Year from UCLA. In 2006 he received the IEEE Communications Society Distinguished Industry Leaders Award. In 2010 he received the UCLA Medal. In 2011 he received the Global Semiconductor Alliance Dr. Morris Chang Exemplary Leadership Award, and in 2012 he was awarded the Marconi Society Prize and Fellowship.



**MICHAEL SCHULMAN**

**CHAIRMAN OF THE BOARD, ANAHEIM ARENA MANAGEMENT, LLC
CHIEF EXECUTIVE OFFICER, ANAHEIM DUCKS HOCKEY CLUB, LLC
MANAGING DIRECTOR, H&S VENTURES, LLC**

Michael Schulman serves as Chairman of the Board of Anaheim Arena Management (AAM), Chief Executive Officer of Anaheim Ducks Hockey Club (ADHC), Chairman of the Board of the Anaheim Ducks Foundation and serves on the board of NHL Enterprises. He is also an Alternate Governor for the NHL Board of Governors. In addition, he is Managing Director of H&S Ventures, the entity that manages the Samueli Family Office, AAM and ADHC. Schulman reports directly to owners Dr. Henry Samueli and Susan Samueli, and is responsible for managing and long-term planning of their profit and nonprofit entities.

Schulman's role with Honda Center began long before he was appointed Chairman of AAM in December of 2003. Schulman was the lead negotiator on behalf of the Samueli family in the acquisition of the management agreement from the bankruptcy court and the City of Anaheim. He acts as liaison between the Samueli family and AAM management and supervises all financial, legal and charitable decisions of the arena. He also acts as liaison with the other partners of AAM and the City of Anaheim. In addition, Schulman oversees all long-term capital projects, including the 57 Freeway Marquee, two 360° LED rings, revamping of the video room and remodeling of the company offices and locker rooms.

Schulman's role at AAM includes overseeing all business and hockey operations. He was the lead negotiator on behalf of the Samueli family in working with Disney on the purchase of the Anaheim Ducks and also with the NHL in qualifying the Samueli family for the purchase of the team. Schulman was also involved with the family in changing the team name and logo, and forming the Anaheim Ducks Foundation. He is responsible for developing additional ice and inline rinks in the Orange County area and was instrumental in the purchase of several ice and inline rinks, including Irvine, Corona and Huntington inline rinks, and Westminster, Yorba Linda and Lakewood ice rinks. Schulman is the Chairman of *THE RINKS* Program and oversees its development, including the advancement of the Anaheim Ducks High School Hockey League and the California State Championship.

Schulman's role at H&S Ventures is multi-faceted. He is the Managing Director of the family office, which oversees all of the family's profit and nonprofit operations. H&S Ventures serves as the manager of AAM and ADHC as well as a number of other business entities in which the Samuelis are involved. Schulman was a founding member, and is a past board member, of the Santa Clara Institute of Sports Law and Ethics.

Schulman serves on the boards of Anaheim Arena Management, Anaheim Ducks Hockey Club, Anaheim Sports Holdings, Anaheim Ducks Foundation, HS Hockey Development and ECH 2101. He is also a current member of the boards of Telluride Ski and Golf Company and KDOC Television, and a founding member of the USC Sports Business Institute (SBI) Advisory Council.

Schulman also serves on many nonprofit boards. He has been a member of the University of California, Irvine Foundation Board since 1991 and is on the Stewardship Committee. He was one of the founding members and past chair of the UCI Planned Giving Leadership Council. Schulman serves on the boards of the Samueli Foundation, Samueli Institute, the Orange County Jewish Campus and Anaheim Ducks Foundation.

After earning his Bachelor of Arts in Economics from University of California, Berkeley, Schulman went on to the University of Santa Clara Law School. In addition, Schulman studied economics for one year at the University of Leeds in Leeds, England.

After law school, he was hired as a full-time law professor at the University of Southern California, after which he was a practicing attorney for a number of years and a partner with the law firm of McDermott, Will & Emery.

A native of California, Michael and his wife, Sherry, reside in Laguna Beach and have four children: Annie, Danielle, Bryant and Natasha.



BOB MURRAY

**EXECUTIVE VICE PRESIDENT AND GENERAL MANAGER
ANAHEIM DUCKS HOCKEY CLUB, LLC**

Bob Murray enters his 39th consecutive year in the National Hockey League, his sixth as Executive Vice President and General Manager of the Anaheim Ducks. He was named to his current position on Nov. 12, 2008 after spending the previous three-plus seasons as the club's Senior Vice President of Hockey Operations.

Murray was a finalist for NHL General Manager of the Year in 2012-13. The Ducks finished the regular season with the third-best record in the NHL (30-12-6, second in the West). Anaheim finished with the best winning (points) percentage in club history (.688), besting

the 2007 club (48-20-14, .671).

In addition to improving the NHL club, Murray has restocked the club's prospect pool. In February 2013 *The Hockey News* graded the Ducks as having the second-best group of prospects in the NHL. The Ducks are the only NHL team to have three players ranked in the magazine's "Top 50 Prospects" with John Gibson (#11), Hampus Lindholm (#12), and Jakob Silfverberg (#18).

Murray has made other critical moves to help the Ducks qualify for the playoffs in previous seasons. In 2011, after Jonas Hiller was unexpectedly stricken with vertigo in February, Murray acquired goaltenders Ray Emery (free agent) and Dan Ellis (trade). Both Emery (7-2-0) and Ellis (8-3-1) played extremely well down the stretch, leading the Ducks on a climb that took them from 11th place to a fourth-place finish in the Western Conference. After a series of mid-season roster moves, the 2008-09 Ducks made a late charge to qualify for the playoffs, going on to beat the Presidents' Trophy-winning San Jose Sharks in the Western Conference Quarterfinals. That made Anaheim the fifth team in the expansion era (1967-68) to upset the league's top regular season team in the first round. The Ducks fell to Detroit in a dramatic, seven-game series in the Conference Semifinals.

Prior to being named Executive Vice President and General Manager, Murray was the club's Senior Vice President of Hockey Operations for three-plus seasons. He was named to the post on July 14, 2005. Much of Murray's work behind the scenes led directly to many successful trades and other player transactions by Anaheim. During that three-year period, the Ducks won a Stanley Cup (2007), a Pacific Division title (2007), and qualified for the playoffs each season.

Murray's previous responsibilities as Senior Vice President of Hockey Operations included overseeing all aspects of player development and serving as General Manager of Anaheim's American Hockey League (AHL) affiliate (previously Portland and Iowa). Murray was the General Manager of the Portland Pirates from 2005-06 through 2007-08. The Pirates went to the Conference Finals twice (2006 & 2008), appearing in six playoff rounds. Between 2005 and 2008 (three seasons), Anaheim and Portland combined to win 10 and appear in 14 playoff rounds, both the most of any organization in hockey.

Prior to joining the Ducks, Murray worked as a Professional Scout with the Vancouver Canucks from 1999-05. Murray's scouting expertise helped to build teams that recorded 100+ point seasons two years in a row (2002-03 and 2003-04) and advanced to the Stanley Cup Playoffs four seasons in a row (2001-04). Before his stint in Vancouver, he served as a Scouting Consultant for Anaheim during the 1998-99 season.

Murray was a member of the Chicago Blackhawks organization for 25 years, serving as General Manager from 1997-99. He was named the sixth General Manager in team history on July 3, 1997. He was promoted to the post after serving as Assistant General Manager under Bob Pulford for two seasons. Before joining upper-management, Murray was named the Director of Player Personnel in 1991 and was largely responsible for the club's NHL Entry Draft selections over eight seasons.

Drafted by the Blackhawks in 1974, Murray spent his entire 1,008-game, 15-year career in a Chicago uniform. He became just the fourth player in Blackhawks history to reach the 1,000-game plateau in 1989-90. In addition, he became the first defenseman in club history to appear in 100 postseason contests, reaching the mark during the 1990 Stanley Cup Playoffs. In all, Murray scored 132-382=514 points and currently ranks second in all-time points among Blackhawks defensemen (13th overall in club history). He was named to both the 1981 and 1983 NHL All-Star Games. Murray retired at the conclusion of the 1989-90 season. Known for his work ethic, intelligence and determination as a player, Murray remained with the organization as a Professional Scout following his retirement in 1990.

Bob and his wife, Betsy, have four children: Kevin, Andrew, Amanda, and Katie; and three granddaughters: Mikayla, Aisley and Lily.



TIM RYAN

**PRESIDENT/CHIEF EXECUTIVE OFFICER, ANAHEIM ARENA MANAGEMENT, LLC
EXECUTIVE VICE PRESIDENT/CHIEF OPERATING OFFICER,
ANAHEIM DUCKS HOCKEY CLUB, LLC**

Tim Ryan enters his ninth season as Executive Vice President/Chief Operating Officer for the Anaheim Ducks. In his current role, Ryan has led the club to record levels of success in business operations while leading aggressive community and fan development programs aimed at improved education, health and well-being, and recreation in the Southern California market.

Ryan is now in his 21st year with Honda Center and 35th in arena management and event creation. In addition to his duties with the NHL club, he serves as President and Chief Executive Officer of Anaheim Arena Management, LLC (AAM), the management company of Honda Center. In his role, Ryan oversees one of the premier entertainment and sports venues in the world. In September 2012, Venues Today Magazine ranked Honda Center among the top 10 arenas in the world for live entertainment over the past decade, with a ranking of sixth overall in the country over that time. The facility is also a seven-time finalist for "Venue of the Year" as selected by Pollstar Magazine editors.

Ryan has also led efforts to assure Honda Center is maintained and remains one of the world's top-of-the-line entertainment venues. This fall, the venue officially opened The Grand Terrace, a unique project that includes a 15,000-square-foot indoor/outdoor entertainment space, a new Wolfgang Puck restaurant and a team store more than triple the size of the previous location. While The Grand Terrace project represents the largest renovation in Honda Center history, Ryan also focuses on progressive improvements to keep the venue state-of-the-art, including the recent launch of Cisco StadiumVision throughout each level of the facility, creating a truly immersive entertainment environment.

Through strategic planning, creative business development and event production, Ryan ensures the arena is also extremely active with a variety of first-class events. Under his guidance, the venue has recently hosted some of the world's top names in live entertainment. In early 2013, Honda Center was one of only 12 venues in North America to host the Rolling Stones. This fall, the venue has a lineup that includes acts such as Bon Jovi, Justin Timberlake and Michael Bublé. Ryan also played a key role in negotiations to bring a professional arena football team to Honda Center (the LA KISS), owned by legendary rockers Paul Stanley and Gene Simmons, original members of the band KISS.

Ryan recently partnered with ESPN to develop the John Wooden Legacy college basketball tournament, which will see Honda Center serve as host for Championship Sunday this December. The venue will also host the annual Big West Basketball Tournament again in March, followed by the 2014 Men's NCAA West Regional. Over the years, Honda Center has also served as host to the 2003 World Gymnastics Championships, 2005 World Badminton Championships, five previous NCAA men's basketball tournament events and the first Frozen Four west of the Rocky Mountains (in 1999). Since 1993, more than 32.5 million people have been entertained at Honda Center, enjoying more than 3,300 events.

As Executive Vice President/Chief Operating Officer of the Anaheim Ducks, Ryan oversees all business operations of the professional hockey team. He assumed his current dual roles on June 20, 2005 when the Ducks were purchased by Dr. Henry and Susan Samueli, owners of AAM.

Ryan has also spearheaded several initiatives in conjunction with the Samuelis, including charitable programs that support approximately 500 nonprofit organizations annually, a team foundation that supports the community in the areas of education, youth hockey and health and wellness, and an expanded grass-roots marketing program. The Ducks launched THE RINKS development program in 2009, which supports and promotes youth ice and roller hockey in Southern California. The expanding program includes seven local skating facilities (four ice rinks and three inline facilities). The club also launched the first-ever Orange County High School Hockey League in 2008 (named the Anaheim Ducks High School Hockey League). The league has grown to 27 teams, including 2013 national champion Santa Margarita Catholic High School. Funded by the Anaheim Ducks Foundation, the club's education-based youth hockey program (S.C.O.R.E. — Scholastic Curriculum of Recreation and Education) has reached more than 220,000 local school children over the last eight years. The Ducks also have a 5,500-member Kids Club, the largest in the NHL (among all U.S.-based teams).

In 1992, after a long career at the Long Beach Arena, Ryan joined the then-Arrowhead Pond of Anaheim (operated by Ogden Facility Management) as Assistant General Manager. He was promoted to General Manager in 1998 and was named Pollstar Magazine "Facility Executive of the Year" for 2001. During that time, Ryan was also charged with overseeing a number of other Ogden facilities and served as a consultant on various major entertainment projects. Near the end of 2003, the management contract for the arena was purchased by AAM, and Ryan was named President/CEO of both the company and the arena.

Ryan is active in both entertainment industry and in the local community. He serves on the boards of several nonprofit groups, including Big Brothers Big Sisters of Orange County, Los Angeles Sports Council, Orangewood Children's Foundation, the Stars and Stripes Tournament and the Tiger Woods Foundation.

Ryan graduated from California State University, Long Beach in 1979 with a Bachelor's Degree in Finance. He lives with his wife, Michele, in Huntington Beach and enjoys golf, fly-fishing and skiing.



DAVID McNAB

SENIOR VICE PRESIDENT OF HOCKEY OPERATIONS ANAHEIM DUCKS HOCKEY CLUB, LLC

An original member of the Ducks, David McNab is now in his 36th consecutive year in the NHL and 21st with Anaheim. McNab served as Anaheim's Assistant General Manager for 14 seasons before being promoted to his current position in 2008. His duties include overseeing all aspects of player development, having an expertise on the new Collective Bargaining Agreement and its relationship to the salary cap in the NHL, contract and arbitration negotiation, player evaluation and scouting.

McNab's impact on the Ducks is significant. He has been part of Anaheim's run to two Stanley Cup Finals (2003 & 2007), including a championship in 2007. The club advanced to the Conference Finals in 2006 and the Conference Semifinals in 2009. In recent years, McNab has scouted and signed numerous collegiate free agents who have made major contributions to the success of the club.

Prior to being named as the Ducks' Assistant General Manager in December of 1995, the 57-year-old McNab was the club's first Director of Player Personnel and was largely responsible for the team's selections in the 1994-96 NHL Entry and Supplemental Drafts. McNab has also held the position as General Manager of the Ducks' top farm team in the American Hockey League for six seasons (the Baltimore Bandits during the 1996-97 season and the Cincinnati Mighty Ducks from 1997-2002) while also working on the AHL's competition committee for many of those years.

Considered to be one of the hardest working and knowledgeable scouts in the National Hockey League, McNab began his professional scouting career in 1978 with the Washington Capitals, where he spent four seasons. In 1982, McNab was signed by the Hartford Whalers, where he spent seven seasons as a scout, the last two as the Director of Player Recruitment. He then joined the New York Rangers in 1989, where he worked for four seasons before leaving to join the Disney-owned Ducks in 1993. His work with the Rangers helped the club to the 1994 Stanley Cup championship.

A graduate of the University of Wisconsin in 1978 with a degree in Communication Arts, McNab was also a goaltender on one of the greatest college hockey teams of all-time, the 1977 University of Wisconsin Badgers' NCAA championship team. He was drafted by the St. Louis Blues in the ninth round of the 1975 NHL Entry Draft (151st overall). McNab has worked on numerous occasions for USA Hockey, both as an Assistant General Manager for the United States in the World Championships on three different occasions, as well as serving as a consultant for the 1984, 1988 and 1992 United States Olympic Teams. He has also been a three-time member of the selection committee that votes for the Hobey Baker Award, college hockey's version of the Heisman Trophy.

A member of one of the most respected families in the NHL, McNab is the son of the late Max McNab and brother of Peter McNab. Max played on the 1950 Stanley Cup champion Detroit Red Wings and was a former general manager with the Washington Capitals and New Jersey Devils. He was also a recipient of the 1998 Lester Patrick Award given annually for "outstanding service to hockey in the United States." Peter played in 954 NHL games, scoring 363 goals and 813 points in a 14-year career. Peter is currently a broadcaster with the Colorado Avalanche.

David McNab was born in Vancouver, British Columbia, but grew up in San Diego, California and graduated from Point Loma High School in San Diego in 1973. He became a U.S. citizen in 1983. He and his wife, Kari, were married in Minneapolis, Minnesota in 1989 and have two daughters, Ali (22) and Erica (21). The McNab family resides in Yorba Linda, California.

**RICK PATERSON****DIRECTOR OF PLAYER PERSONNEL
ANAHEIM DUCKS HOCKEY CLUB, LLC**

Rick Paterson is in his ninth season with the Ducks, his fifth as Director of Player Personnel. He originally joined Anaheim on July 20, 2005 as Director of Professional Scouting. Paterson's responsibilities include extensive knowledge of all NHL personnel and depth charts, along with assisting in the evaluation of junior and college prospects. In addition, he aides Bob Murray in the procurement of players via free agency, trade or the NHL Entry Draft.

Paterson has over 34 years of experience as a player, coach and scout, and has won the Stanley Cup four times. Along with his Stanley Cup championship with the Ducks in 2007, he won the title with Tampa Bay (2004) and Pittsburgh (1991 & 1992).

Prior to joining the Ducks, Paterson spent seven years with the Tampa Bay Lightning, winning the Stanley Cup in 2004 as the club's Chief Professional Scout. He was inducted into the Kingston & District Sports Hall of Fame (Ontario) on May 4, 2012.

As a player, Paterson spent 10 years in the Chicago Blackhawks organization from 1978-1988. He was drafted by the club in the third round (46th overall) in the 1978 NHL Entry Draft. He appeared in 430 NHL games, scoring 50-43=93 points. Paterson also appeared in the Stanley Cup playoffs eight times with Chicago, scoring 7-10=17 points in 63 games. Primarily known as a defensive specialist and top penalty killer, Paterson set a Blackhawks record for the fastest two short-handed goals when he scored twice in 2:30 against Winnipeg on Jan. 16, 1985.

At age 15, Paterson was considered one of the top hockey players in Ontario. He played with the Cornwall Royals of the Quebec Major Junior Hockey League (QMJHL) from 1973-78, scoring 128-237=365 points in 342 games. In his final year in Cornwall (1977-78), he exploded with 58-80=138 points in 71 games. Paterson was inducted into the club's Hall of Fame in 2002. In addition, he won the Bronze Medal at the 1978 World Junior Championships with Team Canada.

After retiring from the NHL as a player, Paterson joined the Pittsburgh Penguins as an Assistant Coach from 1988-93, winning the Stanley Cup in 1991 and 1992. He coached the Penguins' International Hockey League affiliate in Cleveland from 1993-97 and joined the Tampa Bay Lightning as Assistant Coach in 1997-98. Paterson remained in that role until being named a Professional Scout prior to the start of the 1999-00 season.

Paterson and his wife, Kathy, reside in Anaheim Hills and have twins: son, David, and daughter, Ashley. He also has a daughter, Brittany, a 2009 graduate of McGill University in Montreal, Quebec.



DOUG HELLER

**CHIEF FINANCIAL OFFICER AND VICE PRESIDENT OF FINANCE
ANAHEIM DUCKS HOCKEY CLUB, LLC**

Doug Heller enters his eighth season with the Anaheim Ducks. He has over 22 years of experience as a financial executive including his time in the banking and insurance industries. Doug's responsibilities include overseeing the club's finance department as well as all of the ticket sales and ticket operations of the NHL club. He is the Chief Financial Officer (CFO) of *THE RINKS* Development Program, which includes Anaheim ICE, Lakewood ICE, Westminster ICE, Yorba Linda ICE, Corona Inline, Huntington Beach Inline and Irvine Inline. Doug is also the

CFO for the Anaheim Ducks Foundation.

Prior to joining the Ducks, Heller spent five years (2002-06) with Long Term Care Group, Inc. as its CFO. Long Term Care Group is a privately held long term care insurance administrator with annual revenue of approximately \$100 million. While with Long Term Care Group, Heller oversaw the company's rapid growth in both revenue and operating income, as well as a successful sale to a new ownership group. Prior to his time in the insurance industry, Heller spent 10 years with Pacific National Bank where he served first as CFO and then as President of PNB Mortgage, a subdivision of the company.

Heller graduated from the University of Colorado, Boulder with a Bachelor of Science Degree in accounting in 1979 and became a Certified Public Accountant in 1983.

Doug has lived in Irvine for the past 24 years. He and his wife, Linda, have two children: Jacob and Hailey. In his spare time, he enjoys a variety of outdoor activities, including skiing and golfing.



JAY SCOTT

**VICE PRESIDENT OF HUMAN RESOURCES
ANAHEIM DUCKS HOCKEY CLUB, LLC
ANAHEIM ARENA MANAGEMENT, LLC
DIRECTOR OF HUMAN RESOURCES, H&S VENTURES, LLC**

Jay Scott enters his fifth full season with the Ducks after joining the organization in March 2009. He oversees the human resources department with the team and arena staff, as well as *THE RINKS* Development Program presented by Honda. Scott brings years of leadership experience as well as expertise in strategic planning, workforce management, change initiatives, process improvement, performance optimization, and employee and labor relations.

Scott served as the Director of HR at the Tribune Company from 2002 to 2009, including three years at Newsday Media Group on Long Island. More recently he provided internal human resources services for the Los Angeles Times Media Group, including employee relations, labor relations, organizational development and strategic issues.

Scott has over 28 years of HR experience in hospitality, entertainment and multi-media companies, including Hilton Hotel Corporation and The Walt Disney Company, where he oversaw the opening of Tokyo DisneySea theme park and two Disney-branded hotels in over 13 years with the company (1989 to 2002).

A graduate of Washington State University, Scott earned his BA in Business Administration with an emphasis in Human Resources. He also has a Senior Human Resources Professional Certification and has completed the Organizational Change Leadership Program at Pepperdine University. In 2013 he was nominated for the Human Resources Executive of the Year by the National Human Resources Association.

Scott enjoys playing basketball and softball. He is also an avid runner, having completed numerous half-marathons and marathons. Jay and his wife, Jeanice, reside in Irvine with their two children: Karla and Leland.



KEVIN STARKEY

**VICE PRESIDENT AND CHIEF OPERATING OFFICER
ANAHEIM ARENA MANAGEMENT, LLC**

Kevin Starkey is the Vice President and Chief Operating Officer for Anaheim Arena Management (AAM). He oversees all arena-specific departments, including venue operations, event services, marketing, public relations and the box office. In addition, Starkey oversees the entire food and beverage division for Honda Center, which was brought in-house as of July, 2013.

Starkey's career in public facilities and arena management has spanned nearly 25 years. Starkey's newest large-scale endeavor is the Grand Terrace Project at Honda Center, which opened this fall. The most extensive single upgrade in Honda Center's 20-year history, the Grand Terrace Project has become the ultimate amenity for Southern California sports and entertainment fans and features a 15,000 square foot indoor/outdoor entertainment space, more than 100 feet of bar space, unique menu items, upscale décor, outdoor fire pits and first class service. Located directly beneath The Grand Terrace itself is a dramatic new entry plaza that features a largely expanded team store and a new Wolfgang Puck restaurant. Past projects under Starkey's direction include the venue's installation and implementation of Cisco StadiumVision, a highly successful \$13 million renovation in 2006. The project included a new 95-foot marquee located adjacent to the 57 Freeway, a completely remodeled club level restaurant (Jack Daniel's Old No. 7), and a second in-arena LED ring. Starkey also managed a two-year renovation of all 84 Honda Center luxury suites, which began in 2009, and is also involved in booking contracts and event creation.

Starkey, hired at the arena in 1993, has also been instrumental in all facets of the building's day-to-day operational efforts, including all beautification, maintenance, changeover and capital improvements.

Prior to joining AAM, Starkey worked at the Great Western Forum, then home to the National Basketball Association's Los Angeles Lakers and the National Hockey League's Los Angeles Kings.

A native of Torrance, California, Starkey graduated from California State University, Long Beach where he played quarterback for the school from 1979-80. In addition, he played three seasons in the Canadian Football League (CFL) with the Ottawa Rough Riders and the Montreal Concordes and was a member of the 1981 Ottawa club that fell to Warren Moon and the Edmonton Eskimos (26-23) in the CFL's Grey Cup. He also played two seasons in the United States Football League with the Oakland Invaders and Portland Breakers.

Kevin and his wife, Christine, reside in Murrieta. He has three children: Sean, Alyssa and Christian.



AARON TEATS

**VICE PRESIDENT AND CHIEF MARKETING OFFICER
ANAHEIM DUCKS HOCKEY CLUB, LLC**

Aaron Teats enters his 20th year with the Anaheim Ducks, his third as Vice President and Chief Marketing Officer. In his current role, Teats oversees broadcasting, communications, community relations, entertainment, fan development, marketing, merchandising, publications/new media and social networking. He is also responsible for overseeing agreements for all television and radio rightsholders, as well as the contracts of all club announcers.

Teats joined the Ducks' broadcasting department in 1994. He was both a producer and director of the Ducks' television and radio broadcasts from 1997-2007 and won an Emmy as producer in best live sports coverage category during the Anaheim's 2003 playoff run. He was named the club's director of broadcasting in 2004 and also assumed the responsibility of the publications/new media and entertainment departments in 2008-09.

A native of Broken Arrow, Oklahoma, Teats is a graduate of Cal State Fullerton. He began his career in the entertainment/production department for the then California Angels in 1992.

Teats is on the Board of Directors for the Boys and Girls Club of Anaheim and the Advisory Council of the Orange County and Inland Empire chapter of the Make-a-Wish Foundation. Aaron and his wife, Justine, have two sons: Nolan and Colin. The family has lived in Anaheim Hills for the last 18 years..



ANGELA WERGECHIK

**VICE PRESIDENT OF FINANCE
ANAHEIM ARENA MANAGEMENT, LLC**

Currently in her 19th year at Honda Center, Angela Wergechik is the Vice President of Finance for Anaheim Arena Management, LLC (AAM). In her current role, she is responsible for the overall financial planning and management of AAM, including the annual development of the budget, business and capital improvement plans and monthly reporting.

Wergechik was promoted to her current post in May 2006, after serving as the company's Director of Finance for eight years. Before joining AAM, she accrued 10 years of accounting experience, previously serving the Ducks, the Walt Disney Company's Internal Audit Department, Deloitte and Touche, LLC and the Merchant Bank of California.

In April 2002, Angela had an instrumental role in the successful transfer of ownership from the building's then-management company, Covanta Energy Corporation, parent company to Ogden Facility Management, to its current management company, Anaheim Arena Management, LLC. Her financial expertise came into play once again when she oversaw the purchase of the Anaheim Ducks by AAM's parent company in June 2005.

Wergechik holds a Bachelor of Arts degree in accounting from Loyola Marymount University and became a Certified Public Accountant in 1993. She is the Vice Chair for the Board of Directors for Taller San Jose, an organization which provides learning and vocational training for youth in Santa Ana. Angela resides in Irvine.



BERNARD SCHNEIDER

**GENERAL COUNSEL
ANAHEIM DUCKS HOCKEY CLUB, LLC
ANAHEIM ARENA MANAGEMENT, LLC**

Bernard Schneider is entering his ninth year as General Counsel of the Anaheim Ducks. He oversees all legal affairs for the Ducks and Honda Center. Previously, Schneider was a partner at the law firm of McDermott, Will & Emery and represented a variety of corporate and banking clients.

Schneider also serves as Chairman of the Board of Directors of Commerce National Bank, N.A. and as a member of the Board of Directors of First American Trust, FSB. Schneider received a Bachelor of Arts degree from Whittier College and a Juris Doctor degree from the University of Southern California.

A native of Illinois, Schneider has lived in Orange County for over 50 years. He and his wife, Janet Keller, live in Laguna Beach with their two children: Michael and Katherine. They have three other children, Heather, Brad and Matt, who live in California and Washington, D.C. He enjoys reading, skiing, public policy and spending time with his family.



JOHN VIOLA

**VICE PRESIDENT OF SALES & CHIEF REVENUE OFFICER
ANAHEIM DUCKS HOCKEY CLUB, LLC
ANAHEIM ARENA MANAGEMENT, LLC**

John Viola enters his first season with the Ducks as Vice President of Sales & Chief Revenue Officer. He joined the club in August 2013.

Viola spent the previous eight years with the Chicago Bulls and United Center. He was promoted to Vice President of Corporate Sales in January 2012. He oversaw revenue, pricing and execution of all corporate partnerships, premium seating and game operations. He was the point person and lead negotiator on the United Center naming rights renewal and the Lexus Club Level partnership. Viola also led United Center/Bulls Corporate Partnerships and United Center Premium Seating to their highest revenue levels in the history of the organization. He was instrumental in securing significant corporate support for Chicago Bulls Charities and the work they do in the community. He previously held the position of Senior Director of Corporate Partnerships for the Bulls/United Center.

Before joining the Bulls and United Center, Viola was Chief Operating Officer of Gameday Giveaway, a national sports marketing company. Prior to that, he spent many years in broadcast advertising sales and management in New York and Chicago.

John was on the board of Chicago Bulls Charities and graduated from the University of Virginia with a BA in Rhetoric and Communication Studies. He and his wife, Mylinda, have three children and reside in Corona Del Mar.



HEAD COACH



BRUCE BOUDREAU

HEAD COACH

Bruce Boudreau enters his third season (first full season) as Head Coach of the Anaheim Ducks. With a 30-12-6 record for 66 points in 2012-13, Boudreau led Anaheim to its second Pacific Division title in franchise history and eighth berth in the Stanley Cup Playoffs with the No. 2 seed. The club's .688 winning percentage was the best regular season mark in franchise history, while its third-place finish in the overall league standings was the club's highest all-time. On May 17, 2013, Boudreau was named a finalist for the 2012-13 Jack Adams Award for the second time in his career.

Named the eighth head coach in franchise history on Nov. 30, 2011, Boudreau guided the club to a 27-23-8 record in 58 games in 2011-12, including a 24-15-6 mark in 2012. The 54 points Anaheim garnered in 2012 ranked fifth in the Western Conference.

As Head Coach of the Washington Capitals (2007-11), Boudreau won the 2007-08 Jack Adams award (NHL Coach of the Year) and led his club to the 2009-10 Presidents' Trophy as the NHL's top club in the regular season. He compiled a record of 201-88-40 (.672 winning percentage) with the Capitals and won the Southeast Division four times. He became the fastest coach in modern day NHL history to win 200 games (Nov. 21, 2011 vs. Phoenix) and recorded more wins (184) in his first 300 NHL games than any NHL coach all-time.

Boudreau was named interim head coach of the Capitals on Nov. 22, 2007. On that date, Washington was 30th in the NHL standings. He led the club to a 37-17-7 finish, as the Capitals won the Southeast Division in the first of four seasons under his direction. Boudreau, whose interim tag was removed on Dec. 26, 2007, became the second Washington head coach to win the Jack Adams Award. He was also the first coach since Bill Barber (2001) to win the Jack Adams Award after taking over a team midseason. In 2008-09, Boudreau led the Capitals to their first playoff series win since 1988. In addition to the Presidents' Trophy, the 2009-10 club set team records for wins (54), points (121), and goals (313).

Before joining the Capitals, Boudreau spent nine seasons as an AHL head coach, including a Calder Cup championship with the Hershey Bears in 2006. He spent four years with Manchester (Los Angeles affiliate) and two with Lowell (also Los Angeles affiliate) before joining Hershey (Washington). A member of the AHL Hall-of-Fame (inducted in 2009), Boudreau compiled a 103-45-27 record with the Bears, including an AHL-best 51-17-12 in 2006-07.

BRUCE BOUDREAU'S HEAD COACHING RECORD

			REGULAR SEASON							PLAYOFFS		
Season	Team	League	GP	W	L	T	OT	PTS	WIN%	W	L	
1992-93	Muskegon	CHL	60	27	27	5	-	61	.508	3	4	
1993-94	Fort Wayne	IHL	81	41	29	-	11	93	.574	10	8	
1994-95	Fort Wayne	IHL	39	14	21	-	11	93	.423	-	-	
1996-97	Mississippi	ECHL	70	34	26	10	-	78	.557	0	3	
1997-98	Mississippi	ECHL	70	34	27	9	-	77	.550	-	-	
*1998-99	Mississippi	ECHL	70	41	22	7	-	89	.636	14	4	
1999-00	Lowell	AHL	80	33	36	7	4	77	.481	3	4	
2000-01	Lowell	AHL	80	35	35	5	5	80	.500	1	3	
2001-02	Manchester	AHL	80	38	28	11	3	90	.563	2	3	
2002-03	Manchester	AHL	80	40	23	11	6	97	.606	0	3	
2003-04	Manchester	AHL	80	40	28	7	5	92	.575	2	4	
2004-05	Manchester	AHL	80	51	21	-	8	110	.688	2	4	
*2005-06	Hershey	AHL	80	44	21	-	15	103	.644	16	5	
2006-07	Hershey	AHL	80	51	17	-	12	114	.713	13	6	
2007-08	Hershey	AHL	15	8	7	-	0	16	.533	-	-	
	WASHINGTON	NHL	61	37	17	-	7	81	.664	3	4	
2008-09	WASHINGTON	NHL	82	50	24	-	8	108	.659	7	7	
2009-10	WASHINGTON	NHL	82	54	15	-	13	121	.739	3	4	
2010-11	WASHINGTON	NHL	82	48	23	-	11	107	.652	4	5	
2011-12	WASHINGTON	NHL	22	12	9	-	1	25	.568	-	-	
	ANAHEIM	NHL	58	27	23	-	8	62	.534	-	-	
2012-13	ANAHEIM	NHL	48	30	12	-	6	66	.688	3	4	
NHL Totals			435	258	123	-	54	570	.655	20	24	

*Calder Cup championship (AHL) in 2005-06, Kelly Cup championship (ECHL) in 1998-99

Boudreau began his coaching career in the Colonial Hockey League with Muskegon in 1992-93 and was named the International Hockey League Coach of the Year in 1993-94 with Fort Wayne. He also served as head coach and director of hockey operations for Mississippi (ECHL), where he won the 1999 Kelly Cup championship.

Boudreau played parts of eight NHL seasons with the Toronto Maple Leafs and Chicago Blackhawks between 1976-86, recording 28-42=70 points in 141 career games. A native of Toronto, Ontario, Boudreau was originally selected by the Maple Leafs in the third round of the 1975 NHL Entry Draft. As a Canadian junior player for the Toronto Marlboros in 1974-75, he scored

68-97=165 points, a Canadian Hockey League record until Bobby Smith and Wayne Gretzky surpassed the mark during the 1977-78 season.

Boudreau also ranks 11th all-time in scoring in AHL history with 316 goals and 799 points. No AHL player in the 1980s notched more points than Boudreau. He won the 1987-88 John B. Sollenberger Trophy for leading the league in scoring, and was also a member of the 1992 Calder Cup champion Adirondack Red Wings.

Bruce has four children: sons Ben, Andy and Brady, and daughter Kasey. He and wife, Crystal, along with their son, Brady, reside in Anaheim Hills.



BRUCE BOUDREAU'S CAREER PLAYING STATISTICS

Season	Team	League	GP	REGULAR SEASON					PIM	+/-	PLAYOFFS				
				G	A	Pts.					GP	G	A	Pts.	PIM
1972-73	Toronto	OHA	61	38	49	87	22	-	-	-	-	-	-	-	-
1973-74	Toronto	OHA	53	46	67	113	51	-	-	-	-	-	-	-	-
1974-75	Toronto	OHA	69	68	97	165	52	-	-	-	-	-	-	-	-
1975-76	Johnstown	NAHL	34	25	35	60	14	-	-	-	-	-	-	-	-
	Minnesota	WHA	30	3	6	9	4	-	-	-	-	-	-	-	-
1976-77	TORONTO	NHL	15	2	5	7	4	-	3	0	0	0	0	0	0
	Dallas	CHL	58	37	34	71	40	-	1	1	1	2	0	-	-
1977-78	TORONTO	NHL	40	11	18	29	12	+8	-	-	-	-	-	-	-
	Dallas	CHL	22	13	9	22	11	-	-	-	-	-	-	-	-
1978-79	TORONTO	NHL	26	4	3	7	2	-3	-	-	-	-	-	-	-
	New Brunswick	AHL	49	20	38	58	22	-	5	1	1	2	8	-	-
1979-80	TORONTO	NHL	2	0	0	0	2	0	-	-	-	-	-	-	-
	New Brunswick	AHL	75	36	54	90	47	-	17	6	7	13	23	-	-
1980-81	TORONTO	NHL	39	10	14	24	18	0	2	1	0	1	0	1	0
	New Brunswick	AHL	40	17	41	58	22	-	8	6	5	11	14	-	-
1981-82	TORONTO	NHL	12	0	2	2	6	-6	-	-	-	-	-	-	-
	Cincinnati	CHL	65	42	61	103	42	-	4	3	1	4	8	-	-
1982-83	St. Catharines	AHL	80	50	72	122	65	-	-	-	-	-	-	-	-
	TORONTO	NHL	-	-	-	-	-	-	4	1	0	1	4	-	-
1983-84	St. Catharines	AHL	80	47	62	109	44	-	7	0	5	5	11	-	-
1984-85	Baltimore	AHL	17	4	7	11	4	-	15	3	9	12	4	-	-
	Iserlohn	Germany	29	20	27	47	37	-	3	2	2	4	6	-	-
1985-86	CHICAGO	NHL	7	1	0	1	2	+1	-	-	-	-	-	-	-
	Nova Scotia	AHL	65	30	36	66	36	-	-	-	-	-	-	-	-
1986-87	Nova Scotia	AHL	78	35	47	82	40	-	5	3	3	6	4	-	-
1987-88	Springfield	AHL	80	42	74	116	84	-	-	-	-	-	-	-	-
1988-89	Springfield	AHL	50	28	36	64	42	-	-	-	-	-	-	-	-
	Newmarket	AHL	20	7	16	23	12	-	4	0	1	1	6	-	-
1989-90	Phoenix	IHL	82	41	68	109	89	-	-	-	-	-	-	-	-
1990-91	Fort Wayne	IHL	81	40	80	120	111	-	19	11	7	18	30	-	-
1991-92	Fort Wayne	IHL	77	34	50	84	100	-	7	3	4	7	10	-	-
	Adirondack	AHL	-	-	-	-	-	-	4	1	1	2	2	-	-
NHL Totals			141	28	42	70	46	0	9	2	0	2	4		
AHL Totals			634	316	483	799	416	-	65	20	32	52	72		
IHL Totals			240	115	198	313	300	-	26	14	11	25	40		

COACHING STAFF



BOB WOODS

ASSISTANT COACH

Bob Woods enters his third season as Assistant Coach of the Anaheim Ducks. Named to his current post on Dec. 2, 2011, Woods has helped lead the Ducks to a 57-35-14 record and a 2012-13 Pacific Division title in 106 contests under Head Coach Bruce Boudreau.

Woods, 45, also served as an assistant coach under Boudreau with the Washington Capitals, joining the NHL club on June 22, 2009. Boudreau and Woods helped the Capitals earn the top seed in the Eastern Conference in both 2010 and 2011, including the Presidents' Trophy as the top NHL club for the 2009-10 regular season with a 54-15-13 record (121 points).

Prior to 2009-10, Woods coached Washington's AHL affiliate from 2007-09, taking over as head coach of the Hershey Bears when Boudreau was hired by the Capitals on Nov. 22, 2007. In 2008-09, Woods guided Hershey to a Calder Cup championship, defeating the Manitoba Moose in six games. In his two seasons as an AHL head coach (145 games), Woods compiled an 83-47-15 record in the regular season and a 17-10 postseason record. In addition, Woods assisted Boudreau in 2006 when Hershey captured the Calder Cup championship. He became the only player in Hershey's 71-year history to win a Calder Cup as a player (1997), assistant coach (2006) and head coach (2009).

A native of Leroy, Saskatchewan, Woods retired from professional hockey in 2001 and became Head Coach of the Mississippi Sea Wolves of the ECHL. From 2001-05, he compiled a 169-94-25 regular-season record with the Sea Wolves, a span that included four trips to the playoffs and two conference final appearances. On Jan. 18, 2012, Woods was inducted into the ECHL's Hall-of-Fame for both his achievements as a player and a coach. Selected by New Jersey in the 10th round (201st overall) of the 1988 NHL Entry Draft, Woods played 13 seasons of professional hockey, including 10 in the ECHL and was a player/assistant coach with Mississippi from 1998-2001. He was a member of the 1999 Kelly Cup championship team that was coached by Boudreau.

Bob and his wife, Mary Sue, have two sons, Brendan (21) and Colin (18). Brendan, who was selected by Carolina in the fifth round (129th overall) of the 2012 NHL Entry Draft, signed a three-year entry level contract with the Hurricanes on Apr. 10, 2013. He played two seasons with the University of Wisconsin from 2011-13, scoring 10-12=22 points with 83 PIM in 75 games. Colin also plays junior hockey for the Philadelphia Little Flyers of the Eastern Hockey League.



BRAD LAUER

ASSISTANT COACH

Brad Lauer begins his third season as Assistant Coach with the Anaheim Ducks in 2013-14. Lauer joined the organization on July 12, 2012 as an assistant coach with the club's AHL affiliate in Syracuse before being named to his current post on Nov. 30, 2011. In 106 contests with the Ducks under Head Coach Bruce Boudreau, Lauer has helped the club to a 57-35-14 record and a Pacific Division championship in 2012-13.

The 46-year-old Lauer made his NHL coaching debut with the Ottawa Senators in 2009, serving as an assistant coach under Cory Clouston for two seasons. Named to his post with Ottawa on July 23, 2009, it marked the second time in club history that a former player went on to serve on the team's coaching staff (he played for the Senators in 1993-94).

Prior to joining the Senators, Lauer was an assistant coach with the Milwaukee Admirals (Nashville's AHL affiliate) from 2007-09. In 2008-09, he helped guide the Admirals to a 49-22-3-6 record, a Western Division title and a share of the league lead in points (107). He began his coaching career in 2002 with the Kootenay Ice (WHL) and served as an assistant for five seasons. During his time with Kootenay, the club had two 100-point, and three 45-win seasons.

Selected by the New York Islanders in the second round (34th overall) of the 1985 NHL Entry Draft, Lauer appeared in 323 career NHL contests with the Islanders, Chicago, Ottawa and Pittsburgh, scoring 44-67=111 points with 218 PIM. He made an appearance in the 1992 Stanley Cup Final as a member of the Chicago Blackhawks (lost to Pittsburgh). The Humboldt, Saskatchewan native also appeared in 635 career IHL and AHL contests (283-293=576 points) before his retirement from professional hockey in 2002.

Brad and his wife, Daria, have two daughters, Camryn (9) and Addison (7), and reside in Anaheim Hills.



SCOTT NIERDERMAYER

ASSISTANT COACH

Scott Niedermayer begins his second season as Assistant Coach of the Anaheim Ducks. Niedermayer, who retired from the NHL on June 22, 2010 and remained with the Ducks as a Hockey Operations consultant, was named to his post on Jan. 11, 2013.

Niedermayer was elected to the Hockey Hall of Fame in the Player Category on July 9, 2013, becoming the third Anaheim Duck player to be elected and the first to play more than a single season. As the first Anaheim defenseman, Niedermayer joins former forwards Jari Kurri (1996-97) and Adam Oates (2003-04) in the Hockey Hall of the Fame. Signed as a free agent by Anaheim on Aug. 4, 2005 and named the sixth captain in club history on Oct. 3, 2005, Niedermayer helped the Ducks become the first team from California to win hockey's ultimate prize in 2007. He was presented with the Conn Smythe Trophy as the Most Valuable Player of the Stanley Cup Playoffs. Niedermayer appeared in his final 371 regular season NHL contests in an Anaheim uniform, scoring 60-204=264 points with 306 penalty minutes. Niedermayer is the Ducks' all-time leader in goals, assists, points and power play goals (39) among club defensemen.

In 18 NHL seasons with the Ducks and New Jersey Devils, Niedermayer appeared in 1,263 games, collecting 172-568=740 points with a +167 rating. Thirteen of his 39 career game-winning goals came in overtime, the most by a defenseman in NHL history. Niedermayer is the all-time leading scorer among defensemen for both the Ducks and Devils.

Niedermayer also won three Stanley Cups during his tenure with New Jersey (1995, 2000 and 2003). He was named a finalist for the James Norris Memorial Trophy as the NHL's top defenseman in three straight seasons (2004, 2006 and 2007) and won the award following the 2003-04 season. He was also named an NHL All-Star six times during his NHL career (1998, 2001, 2004, 2007, 2008 and 2009).

A native of Cranbrook, British Columbia, Niedermayer won his first Olympic gold medal at the 2002 Winter Games in Salt Lake City and again in 2010 in Vancouver. In international competition, Niedermayer also won gold with Canada at the 1991 World Junior Championships, the 2004 World Cup and the 2004 World Championships.



DWAYNE ROLOSON

GOALTENDING CONSULTANT

Following a 606-game, 16-season playing career, Dwayne Roloson joins the Ducks for his first full season as the NHL club's Goaltending Consultant. He fills the role vacated by his former goalie coach, Pete Peeters, who retired following the 2012-13 season after four seasons with the Ducks. Roloson originally signed on with Anaheim in a consultant role on Feb. 13, 2013, focusing on the club's AHL affiliate in Norfolk.

Roloson, 43, posted an all-time record of 227-257-42 with a 2.72 GAA, .908 SV% and 29 shutouts in 606 career NHL contests. His playing career spanned 16 seasons with six teams: Calgary (1996-98), Buffalo (1998-00), Minnesota (2001-06), Edmonton (2005-09), New York Islanders (2009-11) and Tampa Bay (2010-12). A 2004 NHL All-Star, Roloson ranks 58th in all-time NHL wins. Signed by Calgary as an undrafted free agent on July 4, 1994, Roloson backstopped the Edmonton Oilers to a Stanley Cup Final appearance in 2006 under the guidance of then-goaltending coach Peeters. He appeared in 50 career Stanley Cup Playoff games with Buffalo (1999), Minnesota (2003), Edmonton (2006), and Tampa Bay (2011), helping his teams win seven playoff series with a 28-18 record, two shutouts, a 2.54 GAA and .918 SV%.

A native of Simcoe, Ontario, Roloson guided Canada to a gold medal at the 2007 IIHF World Championship in Moscow, going 4-0-0 with a 2.50 GAA and .911 SV% in four games. At the collegiate level, Roloson was a Hobey Baker Award nominee and NCAA All-American at the University of Massachusetts-Lowell, posting a 51-44-9 record in 106 career games from 1990-94.

Dwayne and his wife, Melissa have two sons: Brett (12) and Ross (10). The family resides in Stillwater, MN and when permitting, Roloson helps coach his boys' hockey teams. The Rolosons spent the summer at their vacation home in Port Dover, Ontario, enjoying boating and various outdoor activities.

COACHING STAFF



JOE PISCOTTY

VIDEO COORDINATOR

Joe Piscotty enters his third season as the club's video coordinator. He was named to his post on Dec. 2, 2011. Piscotty originally joined the Ducks prior to the 2010-11 season as video scouting analyst, assisting hockey operations with special projects.

Previously, Piscotty, 30, worked with the University of Michigan's hockey team from 2006-08, serving as a graduate student manager under head coach Red Berenson. He was with the Wolverines when the club advanced to the Frozen Four in 2008. While at Michigan, Piscotty also earned a Master's in Sports Management.

In addition, Piscotty served as hockey operations assistant for the University of Denver's men's squad from 2008-10. He also completed his time at Denver with a Master's degree in Business Administration (MBA). A native of Huntington Beach, CA, Piscotty earned his Bachelor's degree in Business Administration from the University of Las Vegas, Nevada in 2006. While in Las Vegas for undergraduate studies, Joe enrolled in a mentoring program with the ECHL's Las Vegas Wranglers (2004-05), learning various aspects of the business during the year-long program.

Joe and his wife, Carrie, reside in Irvine. The couple was married in July 2012.





DAVE BASEGGIO

DIRECTOR OF PROFESSIONAL SCOUTING

Dave Baseggio is entering his sixth season with the Ducks, his third as Director of Professional Scouting. He originally joined the team as a professional scout for the 2008-09 season.

With over 13 years of experience in professional hockey management, Baseggio joined Anaheim after serving as Head Coach of the AHL's Peoria Rivermen (2006-08). Originally from Niagara Falls, Ontario, Dave also spent five seasons with the New York Islanders organization as an Assistant and Head Coach for Bridgeport (AHL). While holding the post of Assistant Coach from 2001-05, Baseggio saw the club advance to the Calder Cup Finals in 2002 and finish first overall in the regular season standings that year. During the 2003-04 season, the Sound Tigers broke the AHL goals-against average record and had a franchise-record 22-game unbeaten streak. Dave assumed the title of Head Coach in 2005-06 and was named a finalist for the AHL's Coach of the Year. Following his playing career, Baseggio joined the Charlotte Checkers of the ECHL for the 2000-01 season, serving as Assistant Coach and Assistant Director of Hockey Operations.

A graduate of Yale University in 1989 with a B.A. in Economics, Baseggio played four years of college hockey with the Bulldogs as a defenseman and was elected team captain in 1988-89. He earned ECAC All-Star honors in his final three collegiate seasons. Following college, he played professionally for 12 seasons in the AHL and IHL, and was a two-time IHL All-Star (1997 and 1999).

Dave and his wife, Sondra, are parents to son Michael (12) and daughter Katherine (9). The family resides in Branford, CT.



TODD MARCHANT

DIRECTOR OF PLAYER DEVELOPMENT

Todd Marchant enters his third season as Director of Player Development. He joined the front office staff in 2011-12 following six seasons with the Ducks and an 18-year NHL career. Marchant won his first Stanley Cup with the club in 2007. In his role as Director of Player Development, Marchant prepares and educates Anaheim prospects on succeeding in professional hockey.

A native of Buffalo, NY, Marchant appeared in 1,195 career NHL contests with the New York Rangers, Edmonton, Columbus and Anaheim, collecting 186-312=498 points with 774 PIM. He became the 31st U.S.-born player to appear in 1,000 NHL games on Dec. 22, 2008 at Vancouver. His final 421 contests were played in an Anaheim uniform from 2005-11 (38-74=112 points). He currently ranks third all-time in franchise short-handed goals (8). Including the 2007 Stanley Cup championship season, Marchant helped the Ducks reach the Stanley Cup Playoffs in five of his six seasons with the club. He scored the triple overtime-winning goal in the Ducks' 2-1 victory in Game 2 of the Conference Semifinals on May 3, 2009 at Detroit. Another postseason career highlight includes scoring his game-winning overtime goal for Edmonton in Game 7 of the Conference Quarterfinals on Apr. 19, 1997 at Dallas. Marchant retired from professional hockey on June 29, 2011.

Selected by the Rangers in the seventh round (164th overall) of the 1993 NHL Entry Draft, Marchant played two years of college hockey at Clarkson University before turning pro. He began his NHL career with the Rangers before being traded to Edmonton for Craig MacTavish on Mar. 21, 1994. Following nine seasons with Edmonton, he signed as a free agent with Columbus on July 3, 2003 and was claimed on waivers by Anaheim on Nov. 21, 2005. Marchant also had the honor of representing Team USA at the 1994 Olympic Winter Games in Lillehammer, Norway.

Todd and his wife, Caroline, have four children: daughters Lillian and Ashley; and sons Timothy and Bradley. The family resides in Tustin.

SCOUTING STAFF



MARTIN MADDEN

DIRECTOR OF AMATEUR SCOUTING

Martin Madden enters his sixth season with the Ducks, serving as the Director of Amateur Scouting. In his role, Madden will evaluate top prospects throughout North America and attend all the major European junior tournaments. He will also play a key role in producing a final prospect list leading up to the 2014 NHL Entry Draft.

A native of Quebec City, Madden spent four years as an amateur scout for Carolina, winning the Stanley Cup with the Hurricanes in 2006. Prior to his time in Carolina, he served as a scout for the New York Rangers for seven seasons. Martin received his first scouting position with the Halifax Mooseheads of the Quebec Major Junior Hockey League while completing his M.B.A. in Finance at HEC Montreal.

Madden played hockey as a youth until Midget AAA. He walked on as a freshman for the McGill University hockey team but stopped playing to concentrate on his studies, completing a degree in engineering.

Madden currently resides in Quebec City and racks up countless kilometers cycling around different areas of the province. He also is passionate about golf, tennis, NFL football, wine and music.



JAN-ÅKE DANIELSON

EUROPEAN SCOUT

Jan-Åke Danielson has been a member of the Anaheim Ducks scouting staff for 16 seasons. He is primarily responsible for scouting amateur prospects in Europe.

Prior to joining the Anaheim organization, Danielson worked as a full-time coach in Sweden from 1987-98. During that time, he also coached for Sweden's World Jr. Championship team five times. He was a part-time scout for the Florida Panthers for three years.

Danielson played five years in the Swedish Elite League before attending the University of Wisconsin, where he was a member of the school's 1983 National Championship Team. He graduated from Wisconsin in 1986 with a degree in Physical Education and still enjoys spending at least part of his summer vacationing in the United States.

The 50-year-old Danielson resides in Gothenburg, Sweden with his wife, Regina. The couple has two daughters. Gabriella (20) is a competitive figure skater and attends Santa Barbara College in California. Cecilia (16) is competitive in horse jumping.



JEFF CRISP

AMATEUR SCOUT

Jeff Crisp enters his 11th season with the Ducks as an Amateur Scout. Crisp's main responsibilities with the Ducks include scouting North America and Europe for the NHL Entry Draft. He was previously a member of the Calgary Flames scouting department for four seasons (1999-03).

From 1995-99, Crisp was the Director of Marketing and Communications for the Peterborough Petes of the Ontario Hockey League after graduating with a degree in Economics from the University of Calgary.

Crisp's father, Terry, was Head Coach of the 1989 Stanley Cup champion Calgary Flames. Terry also won two Cups as a player with the Philadelphia Flyers in 1974 and 1975.

Jeff and his wife, Trish, have two sons: Tommy (11) and Kale (9). The family resides in Calgary, Alberta, where Jeff also helps coach a high school baseball team and Trish works as a special education teacher.



GLEN COCHRANE

AMATEUR SCOUT

Glen Cochrane enters his seventh season with the Ducks. He is responsible for amateur scouting across Western Canada, in addition to the United States Hockey League (USHL) as well as Minnesota high school hockey.

A Cranbrook, British Columbia native, Cochrane played in 411 NHL games with Philadelphia, Vancouver, Chicago and Edmonton from 1978-89, collecting 17-72=89 points with 1,556 PIM as a defenseman. Following his professional career, Glen joined the WHL ranks in 1995 as an assistant coach for the Kelowna Rockets. He continued his coaching career for the next 10 years at both the junior and minor league levels. Cochrane previously served as an amateur scout for the Colorado Avalanche from 2001-07.

Glen and his wife, Joan have three daughters: Shelby (27), Paige (25) and Tegan (21). The family resides in Kelowna, British Columbia. In his spare time, Cochrane enjoys golf, playing soccer, fishing, cycling and traveling with his family.



JIM SANDLAK

AMATEUR SCOUT

Jim Sandlak enters his sixth season with the Ducks as an amateur scout. His main responsibilities include scouting the Ontario Hockey League and USA Hockey's Under-18 development program.

A veteran of 549 NHL games, Sandlak spent 11 seasons with the Vancouver Canucks and Hartford Whalers. He collected 110-119=229 career NHL points while also appearing in 33 Stanley Cup Playoff contests. Sandlak also won the gold medal with Team Canada at the 1985 World Juniors before winning silver as team captain the following year. After his playing career,

Jim worked in the grocery industry, owned his own construction company and most recently served as an assistant coach for the Sarnia Sting (OHL).

Jim and his wife, Susan, have two sons: Patrick (22) and Carter (20). Patrick is entering his senior year of university and Carter is currently playing junior hockey for the Belleville Bulls of the Ontario Hockey League. The family vacations at their Northern Ontario cottage during the summer, enjoying recreational activities such as boating and fishing.

SCOUTING STAFF



MATT LAATSCH

AMATEUR SCOUT

Matt Laatsch begins his seventh season as a member of the Ducks organization. He is responsible for college scouting and junior hockey scouting within the United States.

Laatsch's experience in hockey comes at both the playing and coaching levels. For two seasons, he served as an assistant coach to Anaheim's then-affiliates Iowa (2008-09) and Portland (2007-08) in the American Hockey League. Laatsch, 32, helped lead the Pirates to an Eastern Conference Finals appearance in the 2008 Calder Cup Playoffs. Before joining the Anaheim organization, Matt was an assistant coach in 2006-07 at the University of Denver (his alma mater) under two-time National Coach of the Year George Gwozdecky. A member of the Pioneers' back-to-back NCAA Championship squads in 2004 and 2005 (team captain in 2005), Laatsch appeared in 110 career games with Denver, collecting 6-24=30 points as a defenseman. He helped his team to a 112-43-14 record over four seasons, which also included two Western Collegiate Hockey Association Final Five titles and two WCHA regular season championships.

A native of Burnsville, Minnesota, Laatsch earned his bachelor's degree in business management from Denver in 2004. He currently resides in Urbandale, Iowa with his wife, Jill and their son, Carter (1). In his spare time, Laatsch likes to golf and play the guitar.



KEVIN MURRAY

AMATEUR SCOUT

Kevin Murray begins his sixth season with the Ducks as an amateur scout. Since joining the club during the 2008-09 season, Murray's role has expanded to encompass all USA amateur leagues, which include the high school, junior and collegiate levels.

Prior to joining the Ducks, Murray coached at both the Bantam Major AA and AAA levels in the Chicago area for two years. He played junior hockey with the Chicago Freeze and Danville Wings of the North American Hockey League before moving to Quinnipiac University, where he played one year of Division 1 college hockey. He also played two years of club hockey with University of Miami (Ohio) as part of the American Club Hockey Association.

A native of Chicago, IL, Murray received his Bachelor's of Arts in History from the University of Miami (Ohio) in 2003 and his Master's of Arts in Education from DePaul University in 2005. He taught two years of special education and three years of seventh-grade math, both within the Chicago public school system.

Kevin and his family reside just outside of Chicago in Arlington Heights, IL. He and his wife, Katherine, have two daughters: Mikayla (6) and Aisley (2).



DOUG SHEARER

EQUIPMENT MANAGER

Doug Shearer enters his seventh season with the Ducks, his 30th in the National Hockey League.

Shearer joined the Ducks after serving as head equipment manager for the Washington Capitals from 1983-2007. While with the Capitals, Shearer saw the club advance to the Stanley Cup Final during the 1997-98 season. He joined the Capitals organization at the start of the 1981-82 season, serving as the head trainer for the Hershey Bears, Washington's primary affiliate of the American Hockey League.

Shearer also had the privilege to join Team USA on several occasions as the head equipment manager, including the 2003 World Championship in the Czech Republic, the 2002 Olympic Winter Games in Salt Lake City and the 1997 World Championship in Finland. In addition, he served as equipment manager for the 1999 NHL All-Star Game in Tampa, following Washington's appearance in the Stanley Cup Final.

A native of Salisbury, NC, Shearer is a graduate of West Chester State College and holds a Bachelor of Science degree in Health and Physical Education. In his spare time, Doug enjoys hunting and fishing. Shearer and his wife, Carrie, have two children: son, Zach and daughter, Amy. The family resides in Maryland.



CHRIS ALDRICH

ASSISTANT EQUIPMENT MANAGER

Chris Aldrich begins his fifth season as the Ducks' assistant equipment manager and seventh with the organization.

Aldrich has more than 20 years of experience in the industry, including serving as the equipment manager of previous Anaheim AHL affiliates Iowa in 2008-09 and Portland in 2007-08. Prior to joining the Anaheim organization in 2007, he spent 17 seasons as a member of the Boston Bruins franchise. Chris first held the post of equipment manager with the Providence Bruins (AHL) and then moved up the ranks to become assistant equipment manager for the

NHL Bruins for 10 years. He got his start working for the then-AHL Maine Mariners during college. Chris cites advancing to the AHL Eastern Conference Finals with Portland in 2008 as his favorite hockey memory.

Following the 2009-10 NHL season, Aldrich traveled to Cologne, Germany where he served as an equipment manager for Team USA at the 2010 IIHF World Championship.

Originally from Windham, ME, Aldrich attended Rhode Island College and majored in history. When away from the rink, he enjoys playing tennis and is also an auto racing enthusiast. In addition, Chris is an avid runner, having completed the Boston Marathon on three separate occasions. Chris and his wife, Susan, reside in Yorba Linda with their son, Andrew (6). The family vacations in Pelham, NH during the summer.



CHRIS KINCAID

EQUIPMENT ASSISTANT

Chris Kincaid marks his 21st season with the Ducks in 2013-14, serving as the club's equipment assistant.

Having been with the organization since its inception in 1993, Kincaid has also worked for Team USA on two different occasions. He joined gold medal-winning Team USA at the 1996 World Cup as well as in Nagano, Japan for the 1998 Olympic Winter Games.

The Utica, New York native assists Equipment Manager Doug Shearer in handling equipment transfers for visiting teams at Honda Center and THE RINKS-Anaheim ICE.

Kincaid and his wife, Marisa, reside in Whittier. He is the proud father of three children and three grandchildren, and enjoys boating and outdoor sports in his free time.

TRAINING STAFF



JOE HUFF

HEAD ATHLETIC TRAINER

Joe Huff enters his first season as Head Athletic Trainer with the Anaheim Ducks, having been a member of the organization since 2008. He served as Head Athletic Trainer for the club's American Hockey League affiliates in his previous role. A native of Marshalltown, IA, Huff has amassed 15 years in hockey as an athletic trainer.

A graduate of Iowa State University (1998) with an Exercise & Sports Science degree, Huff began his career with the Central Hockey League's Macon Whoopee (1998-99). Following a season with Macon, Huff became the Head Athletic Trainer for the Des Moines Buccaneers (USHL) where he spent the next six seasons. He then moved on to the ECHL, taking on the Head Trainer position with the Augusta Lynx in 2005. Huff joined the Ducks' then-AHL affiliate in Iowa for the 2008-09 season and then moved on to Syracuse with the club for the 2010-11 and 2011-12 seasons. Joe spent last season with the Norfolk Admirals (2012-13), Anaheim's first year of affiliation with the AHL squad.

Joe and his wife, Lisa, along with their two daughters, Macy (11) and Marin (8), relocated to Anaheim Hills, CA this past summer. When away from the rink, Joe enjoys spending as much time outdoors as possible.



SEAN SKAHAN

STRENGTH AND CONDITIONING COACH

Sean Skahan enters his 12th season as the Strength and Conditioning coach for the Anaheim Ducks. Joining the club in 2002, Skahan is responsible for the overall strength and conditioning program for all players in the Ducks system. Skahan also coordinates all off-ice training at the club's annual prospect conditioning camp.

Prior to working with the Ducks, Skahan was the Assistant Strength and Conditioning coach at Boston College for the 2001-02 season. In 2000-01, he was the Assistant Strength and Conditioning coach at the University of North Dakota. While earning his Master's degree in Kinesiology, the Massachusetts native worked as a Graduate Assistant Strength and Conditioning Coach at the University of Minnesota in 1999-00. He earned his bachelor's degree in exercise physiology from the University of Massachusetts at Boston in 1998.

Skahan also holds certifications from the National Strength and Conditioning Association (N.S.C.A.), Functional Movement Screen (F.M.S.) and USA Weightlifting. He is also certified as a Certified Kettlebell Movement Specialist (CK-FMS) and a StrongFirst Level 1 instructor. Sean also presents at Strength and Conditioning conferences worldwide when his schedule permits.

Sean and his wife, Hillary, have two sons: Will and Wyatt. The family resides in Anaheim Hills.



MIKE HANNEGAN

ASSISTANT ATHLETIC TRAINER

Mike Hannegan begins his second season as the Ducks' assistant athletic trainer. An Orange County native, Hannegan joined the organization in 2012 after three-year stint in St. Louis as the assistant athletic trainer for the Blues (2009-12). His resume includes over 13 years of experience in hockey athletic training.

Hannegan previously served as head athletic trainer for the Peoria Rivermen in the American Hockey League from 2007-09. He has also been head athletic trainer for clubs in both the ECHL and Central Hockey Leagues (Richmond, Las Vegas, Macon). He was selected in 2006 to represent the National Conference at the ECHL All-Star Game. Hannegan's international experience includes serving as the athletic trainer for Team USA at the 2000 IIHF World Inline Hockey Championships in the Czech Republic.

Mike received his B.S. in Athletic Training/Exercise Physiology from Chapman University and went on to complete his Masters of Science degree in Athletic Training from California University of Pennsylvania. He is a Certified Athletic Trainer with the National Athletic Trainers' Association and a Certified Strength and Conditioning Specialist with the National Strength Coach's Association.

Mike resides in Tustin with his wife, Kelly and their son, Aiden (7). The family spent the past summer getting settled in their new home. He is a graduate of Foothill High School (Santa Ana) and worked at both *THE RINKS*—Anaheim ICE and Honda Center as a Zamboni driver before leaving Southern California to pursue high education.



JAMES PARTIDA

MASSAGE THERAPIST

James Partida enters his ninth season as Massage Therapist for the Anaheim Ducks. He assumed the role in September 2005.

Prior to joining the Ducks, Partida served as a massage teacher, honing his technique after his interest was piqued while taking a shiatsu massage class in 1994. He received his Certified Massage Therapist degree at the Shiatsu Massage School of Southern California. Partida also has a Physical Medicine Assistant license from Pacific College in Santa Ana. In 2008, James received his ART (active release technique) certification, and later completed a certification course to become a postural alignment specialist at Egoscue University in 2011. In addition, he is an Advisory Board member for American Career College's massage therapy program. Partida also works with other professional athletes as well as many celebrities.

Partida and his wife, Kathleen, have four children: daughters Nicole (26), Rosie (22) and Sydney (14), and son James Rafael (5). They also have one granddaughter: Angela (3). The Partida family resides in China.

TEAM PHYSICIANS



DR. CRAIG MILHOUSE

MEDICAL DIRECTOR

Dr. Craig Milhouse has been a member of the Anaheim Ducks medical staff since the club's inception in 1993-94. Milhouse also serves as Team Physician for the Angels and the Fullerton Junior College Athletic Department.

Milhouse's current professional duties also include his private practice in Internal Medicine and Athletic Medicine in Orange and a role as Medical Consultant for Honda Center. He previously served for 10 years at the Kerlan-Jobe Orthopaedic Clinic in Anaheim.

A native of Detroit, Michigan, Milhouse received his Bachelor of Science degree from the University of Michigan in 1976 and Medical Degree from Wayne State University School of Medicine in 1980. He completed his Medicine/Surgery Internship at St. John's Hospital in Detroit (1980-81) and his Internal Medicine Residency at Huntington Memorial Hospital in Pasadena (1981-84). Milhouse served his Sports Medicine Fellowship at Kerlan-Jobe Orthopaedic Clinic in Inglewood (1990-91) and received his Board Certification in Internal Medicine in 1984.

Milhouse has worked as Team Physician for the Los Angeles Rams (1993-95), the University of Southern California (1988-93), Occidental College (1992-93), Anaheim Bullfrogs, Anaheim Piranhas and Anaheim Splash. In 2003, Milhouse served as the Medical Director for the World Gymnastics Championships and has been a voluntary member of the Tournament of Roses for 25 years. He and his wife Pamela have two sons, Jonathan and Alex.



DR. ORR LIMPISVASTI

TEAM PHYSICIAN

Dr. Orr Limpisvasti enters his fourth season as the club's Orthopaedic Surgeon. He practices sports medicine at the Kerlan-Jobe Orthopaedic Clinic in Orange County and Los Angeles. Limpisvasti serves as an orthopaedic surgeon for Los Angeles Angels baseball and assists in the care of other professional and collegiate sports teams affiliated with the clinic, including the Los Angeles Lakers, Los Angeles Kings and Los Angeles Dodgers.

Limpisvasti graduated from medical school at the University of Rochester and completed his orthopaedic training at the University of Hawaii. He completed his sports medicine fellowship at the Kerlan-Jobe Orthopaedic Clinic in Los Angeles. Limpisvasti is Board Certified with the American Board of Orthopaedic Surgery in both orthopaedic surgery and sports medicine. He is a member of the American Orthopaedic Society for Sports Medicine, Arthroscopy Association of North America and the American Academy of Orthopaedic Surgeons.

Dr. Limpisvasti is a member of the Board of Directors at the Kerlan-Jobe Orthopaedic Clinic where he remains active in academic and educational pursuits. He trains orthopaedic surgeons through the sports medicine fellowship program and continues to actively publish research in the field of orthopaedic surgery and sports medicine. His research and clinical interests include shoulder, elbow and knee injuries, and he is clinical faculty at the Orthopaedic Biomechanics Laboratory in Long Beach.



DR. BAO-THY GRANT

ORAL SURGEON

Dr. Bao-Thy N. Grant enters her fourth season serving as the Ducks Oral & Maxillofacial Surgeon. She is a diplomate of the American Board of Oral and Maxillofacial Surgery. A Southern California native, Grant completed both her undergraduate Business degree and DDS degree from the University of Southern California, graduating with honors. She completed her postgraduate surgical training in Oral & Maxillofacial Surgery at Montefiore Medical Center/Albert Einstein College of Medicine in Bronx, New York. During her residency, Grant was inducted as a member of the Leo M. Davidoff Society for her outstanding achievements.

Grant's private practice, C.O.R.E. (Center for Oral Reconstruction & Education) in Orange is a state-of-the-art surgical and teaching facility. C.O.R.E. provides continuing education for dentists in implant dentistry, medical emergencies and surgical dental therapy. She is a lecturer and is published in her field. Grant is also the co-founder and instructor of the Orange County CPR Angels, teaching Basic Life Support to healthcare providers and the public. She is on staff at St. Joseph Hospital of Orange and CHOC Children's, and is an active delegate and chair on both the state and local organizations for the California Dental Association and the Orange County Dental Society.

Grant and her husband, Dr. David E. Grant, reside in Newport Beach with their daughter, Kyla, and son, Cody. She assumed her role with the club after long-time friend and business partner Dr. Jeff Pulver passed away after serving as the team's oral surgeon since 1993. Grant accepted the Ducks position in Pulver's honor.



HONDA CENTER AND THE COMMUNITY

DUCKS STAFF



Daniel Alvarez

Business Retention Account Executive



Angelo Anello

Business Development Account Executive



Wendy Arciero

Director of Community Relations



Natasha Arena

Season and Group Sales Coordinator



Terri Awde

Manager of Corporate Partnership Activation



Champ Baginski

Manager, Fan Development & Youth Hockey



Katie Bailey

Corporate Partnership Activation Coordinator



James Bakken

Senior Manager of Ticket Operations



Randy Bernabe

Media Services Associate



Natalie Bobuk

Corporate Partnership Activation Coordinator



Adam Brady

Director of Publications & New Media



Jesse Bryson

Community Relations Manager



Gina Bulgheroni

Assistant Manager, Premium Ticketing



Jonas Calicdan

Assistant Ticketing Manager



Lou Rae Campbell

Accounts Payable Clerk



Jana Cannavo

Premium Services Manager



Michelle Carter

Business Retention Account Executive



G.M. Ciallella

Marketing Coordinator



Janet Conley

Executive Assistant to the VP and CMO



Rich Cooley

Director of Production & Entertainment



Jason Cooper

Fan Development Coordinator



Jennifer D'Anna

Group Sales Account Executive



Rob Dumlao

Accounting Assistant



Eddie Fischermann

Media & Communications Intern



Chase Flanigan

Hockey Operations Coordinator



Brian Fling
Corporate Sales Manager



Ashley Forbes
Community Relations Coordinator



Kent French
Host/Producer



Jamie Friedrich
Group Sales Account Executive



Melissa Garza
Business Development Account Executive



Alex Gilchrist
Director of Media & Communications



Cheryl Gorman
Executive Assistant to the Executive Vice President/COO



Casey Haakinson
Premium Account Executive



Mike Hermosa
Fan Development Coordinator



Steve Hoem
Media & Communications Manager



Joseph Hwang
Senior Manager of Fan Development & Education



Jeff Ipjian
Junior Designer



Cindy Iwami
Marketing Coordinator



Lisa Johnson
Director of Ticket Sales & Service



Ryan Johnson
Marketing Coordinator



Tracie Jones
Director of Marketing



Mariana Koontz
Senior Graphic Designer



Kameron Kwok
Season Ticketing Representative



Debora Lee
Business Development Account Executive



Ryan Lichtenfels
Manager of Hockey Operations



Kris Loomis
Senior Manager of Signature Programs & Events



Colleen MacKinnon
Community Relations Manager



A.J. Manderichio
Social Media Producer



Melody Martin
Controller



Davin Maske
Entertainment Manager

DUCKS STAFF



Geoff Matthews
Premium Account Executive



Brett Miller
Business Development
Account Executive



Jamie Minkler
Signature Programs & Events
Manager



Sarah Moews
Entertainment & Production
Associate



Nick Moller
Business Retention Account
Executive



Lisa Monson
Human Resources Coordinator



Sara Morales
Senior Manager of Corporate
Partnership Activation



Wendy Mulhall
Human Resources Manager



Christie Nevin
Premium Ticketing Representative



Maureen Norvall
Senior Manager of Hockey
Operations



Lauren O'Gorman
Media & Communications
Manager



Jim Panetta
Director of Premium Sales
& Service



Matt Payne
Group Sales Account Executive



Lisa Penalosa
Database Analyst



Katie Reed
Group Sales Account Executive



Greg Rieber
Director of Corporate Partnerships



Katie Rodin
Assistant General Counsel



Jillian Samuelli
Coordinator of Minor League
Hockey Operations



Matt Savant
Director of Fan Development



Ruben Segura
Junior Designer



Kyle Shohara
Publications and New Media
Associate



Graham Siderius
Corporate Sales Manager



Rosanna Sitzman
Financial Analyst



Robert Slaby
Group & Inside Sales Ticketing
Representative



Ryan Spillers
Marketing Manager



Tiffany Spiritosanto
Broadcasting Associate



Sean Sterner
Group Sales Account Executive



Gabe Suarez
Associate Producer



Regina Terrana
Payroll Supervisor



Timothy Thompson
Premium Account Executive



Peter Uvalle
Producer



Donna Vass
Human Resources Manager



John Watson
Premium Ticketing Representative



Phillip Widell
Business Development Account Executive



ANAHEIM ARENA MANAGEMENT



Jo-Ann Armstrong
Director of Booking



Shelly Baker
Operations Office Manager



Joe Barrett
Operations Manager



Dion Beckton
Senior Engineer



Russell Beecher
Security/Public Safety
Manager



Charles Boswell
Operations Manager



Jennifer Breen
Financial Analyst



Nathan Chivers
Sound Technician



Jason Davis
Senior Event Manager



Marissa Deckert
Event Services Manager



Chris DeLloyd
Event Crew Supervisor



Lauren Esterline
Marketing Associate



Omar Felix
Technical Services



Joel Francisco
Ice Technician & Day Crew
Supervisor



Giovany Galindo
Senior Concessions
Manager



Nate Gardner
IT Associate



Jeff Grant
Parking Manager



Jon Hampe
Assistant Security Manager



Joel Hobson
Director of Marketing



Patricia Macias
Concessions Manager



Quinn Mackin
Director of Events



Julie Margolin
Director of Food &
Beverage Services



Linda Martinez
Mail Services Supervisor



Brent Mater
Director of Operations



Adam Mendelsohn
Senior Media & Marketing
Manager



Esther Methvin
Receptionist



Troy Naragon
IT Associate



Mark Neumann
Director of Ticket Operations



James Pearson
Controller



Loree Peevey
Accountant



Tracy Richmond
Media & Communications
Associate



Beth Riedmiller
Manager of Clubs



Ana Robles
Payroll Accountant



Matthew Trout
Event Manager



Merit Tully
Director of Media &
Communications



Matthew Warwick
Assistant Event Services
Manager



Amanda Wideman
Manager of Training and
Development



Mike Wing
IT Manager

THE RINKS



Ron Alexander
Assistant Hockey
Manager, Huntington
Beach



Craig Appleby
THE RINKS Intern



Ben Barrett
Assistant Hockey
Manager, Corona



Cynthia Cazares
Payroll



Jesse Chatfield
Corporate Partnerships &
Marketing Manager



George Estrada
Ice Maintenance,
Lakewood



Cindy Frazier
Programs Manager,
Anaheim & Westminster



Tara Hamilton
Operations Coordinator,
Corona



Jill Herzog
Operations Manager,
Anaheim & Westminster



Audrey Hodges
Accounting Supervisor



Rick Hutchinson
Hockey Director,
Anaheim & Westminster



James Irwin
Assistant Manager, HB



Eddie Limbaga
General Manager, Irvine



Greg Martin
Assistant Manager, Irvine



Ken Murchison
General Manager,
Corona



Jacqueline Palmore
Figure Skating Manager,
Lakewood



John Saitta
Figure Skating Director,
Anaheim & Westminster



Art Trottier
Vice President



Carissa Zamora
Marketing Coordinator



Phil Zamora
General Manager,
Lakewood



Tony Witt
Supervisor /Lead,
Anaheim & Westminster

PRIME TICKET™

PRIME TICKET is the destination for the most local, comprehensive coverage of the Anaheim Ducks. In its 21st season as a telecast partner, PRIME TICKET features Brian Hayward in the booth for his 21st season as the Ducks analyst while John Ahlers is in his 12th season as play-by-play announcer. For the fifth consecutive season on PRIME TICKET, all Ducks game telecasts will be available in High Definition.

Rinkside reporter Kent French joins Hayward and Ahlers on the Ducks telecasts throughout the season and also serves as *"Ducks Live"* host, where he alternates at the position with Mark Rogondino. The *"Ducks Live"* postgame show airs immediately following all home and road telecasts, delivering unique insight from Hayward and access to players and coaches.

PRIME TICKET and its sister network, FOX Sports West, have been providing local sports coverage to Southern California, Nevada and Hawaii for over 25 years. Together, PRIME TICKET and FOX Sports West present more live, local sports programming than any other network or broadcast system in the market, producing over 800 live sporting events including 2,500 hours of live and original programming every year. For complete regional sports news, provocative opinions, telecast schedules and updated statistics, log-on to www.foxsportswest.com.



LA56 KDOC-TV begins its eighth year as the broadcast home of the Anaheim Ducks. The station will broadcast eight Ducks games in High Definition during the 2013-14 NHL regular season.

Based in Orange County, LA56 KDOC-TV broadcasts to the entire Los Angeles television market of 5.6+ million homes and draws more than three million unique viewers per week. LA56 KDOC-TV is dedicated to providing Southern California viewers with a variety of great entertainment, such as hit television shows; *"Seinfeld," "Community," "Everybody Loves Raymond," "Law and Order: Special Victims Unit," "America's Funniest Home Videos," "That '70's Show," "American Dad," "Cops: Reloaded"* and more. In addition to the Ducks, LA56 KDOC-TV is the broadcast home of the MLS soccer franchise Chivas USA, SEC college football and Big 12 college basketball.



JOHN AHLERS

TELEVISION PLAY-BY-PLAY

John Ahlers begins his 12th season as the Ducks' play-by-play voice on PRIME TICKET and KDOC. He has called 674 regular-season Ducks games since joining the club prior to the 2002-03 season along with numerous NHL games for NBC Sports Network over the previous seven seasons.

Each season, Ahlers is a significant contributor to the team's award-winning Ducks S.C.O.R.E. program, an educational initiative that impacts over 25,000 elementary school students. He teaches the students the value of teamwork in sports, in school and in life. Using team building exercises that relate to hockey, this interactive presentation demonstrates the importance to work effectively with others to achieve success in all endeavors. Ahlers can also be seen and heard at many of the Ducks community relations events, where he works as host and emcee.

Prior to joining the Ducks, Ahlers was with the Tampa Bay Lightning organization. While in Tampa Bay, Ahlers served as radio play-by-play voice from 1999-02. A 25-year broadcast veteran with over 1,700 games behind the microphone, he also worked as host of the Lightning's television pre-game show and Lightning Weekly, a magazine format program aired on Florida's Sunshine Television Network.

Prior to his stint with Tampa Bay, Ahlers spent five seasons as the television and radio voice of the International Hockey League's (IHL) Detroit Vipers. During that time, he also worked as broadcaster of the IHL Game of Week and Turner Cup Finals for Fox Sports Net. While with the Vipers he received numerous awards, including the IHL Broadcaster of the Year in 1995 and Emmys for Best Sports Broadcasts in 1995, 1998 and most recently in 2003 for Best Live Sports Broadcast during Game 4 against Detroit in the first round of the Stanley Cup Playoffs.

A graduate of Michigan State University, Ahlers has the call for college football games on SportsUSA Radio Network for the second consecutive season in 2013. He has also served as the voice of the Salt Lake Golden Eagles (IHL) and the Louisville IceHawks (East Coast Hockey League) as well as Michigan State and Colorado College hockey.

John and his wife, Cindi, were married in the summer of 2008. The couple resides in Aliso Viejo.



BRIAN HAYWARD

TELEVISION COLOR ANALYST

The original television analyst for the Anaheim Ducks, Brian Hayward is in the midst of his 21st season with the club. He has called 1,158 regular-season Ducks games since joining the team and worked his 1,000th Ducks broadcast on Jan. 16, 2011 vs. Edmonton. Over the past 20 years, he has earned a reputation as one of hockey's most articulate and informative analysts. He has also been an active member of the Orange County community since joining the Ducks, participating in numerous charitable events on behalf of the club.

Hayward has also called national games for NBC, ABC, ESPN, ESPN2 and CBC. He appeared as an analyst for the "NHL on NBC," which included work at the 2006 Olympic Winter Games in Torino, Italy. He also served as color commentator for the 2004 World Cup of Hockey on ESPN's telecasts of the event. In 1998, he was a roving reporter during the Stanley Cup Final for ESPN, where he had the distinction of interviewing President Bill Clinton during a game in Washington.

After earning All-American honors as a goaltender at Cornell in 1982, Hayward went on to play in the NHL with the Winnipeg Jets, Montreal Canadiens, Minnesota North Stars and San Jose Sharks. In 1984-85, Hayward established a franchise record by winning 33 games with the Jets.

In Montreal, he teamed with Patrick Roy to win the William M. Jennings Trophy three consecutive years (1987-89) as the team allowing the fewest goals over the course of the regular season. Hayward also appeared in the Stanley Cup Final in 1986 with Montreal and 1991 with Minnesota.

A member of the inaugural San Jose Sharks in 1991-92, Hayward gained experience as an analyst on select Sharks games while sidelined with injuries. When a back injury forced a premature end to his playing career, he became a full-time broadcaster with the Ducks.

A native of Toronto, Ontario, Hayward holds a degree in business management from Cornell. He resides in Anaheim Hills with his wife, Angela, and daughter, Courtney.

RADIO INFORMATION



STEVE CARROLL

RADIO PLAY-BY-PLAY

Steve Carroll returns for his 15th season as radio play-by-play voice of the Anaheim Ducks in 2013-14, having called 1,028 regular season games since joining the club. A veteran of 38 years as a play-by-play announcer, Carroll joined the Ducks in 1999-00 celebrated his 1,000th regular-season broadcast with Anaheim on Mar. 2, 2013 vs. Phoenix.

After landing his first play-by-play job as voice of the Mineral Area Junior College Men's Basketball Team (Flat River, Missouri) in 1976, Carroll has gone on to broadcast in several sports at both the college and professional levels. The long list of baseball teams includes the Los Angeles Angels of Anaheim, the Nashville Sounds (Triple-A), Huntsville Stars (Double-A) and Iowa Cubs (Triple-A). He has been employed in nine states and has called action in every state with the exception of Alaska and Idaho. At one point in the mid-1990s, Carroll was in Nashville broadcasting for five teams in three sports while freelancing for a newspaper. His work included covering the Nashville Knights of the ECHL and Vanderbilt University basketball and football (radio and television).

Carroll joined the Ducks after spending the previous two seasons handling the radio play-by-play duties for the New Orleans Brass of the ECHL, including serving in the communications, media relations and corporate sales departments. He also called games for the New Orleans Zephyrs, a Triple-A affiliate of the Houston Astros, from 1996-98. In addition, he handled play-by-play for the New Orleans Storm professional soccer team.

The 58-year-old Carroll has previous NHL broadcasting experience with the Philadelphia Flyers, serving as radio play-by-play announcer for the 1995-96 season. He also called action for the New Haven Nighthawks of the AHL during the 1985-86 season and the Des Moines Buccaneers (USHL) from 1981-85.

A native of St. Louis, MO, Carroll is also a contributor to AnaheimDucks.com, the club's official team website. On behalf of the team, he's served as an emcee at several charity events during the season and in the summer months. Along with his work with the Angels in 2011 as co-host of "Angels Today," Carroll also co-hosted "This Week in Angels Baseball" for two years on Adelphia Cable in Southern California.

Steve and his wife, Rhonda, reside in Ladera Ranch.



DAN WOOD

RADIO COLOR ANALYST

Dan Wood is in his fifth season as radio color analyst for the Anaheim Ducks. Wood, who was named to his current position on Aug. 24, 2009, joins Steve Carroll in the Ducks radio broadcast booth for all pre-, regular and postseason games, led by flagship station AM 830 KLAA. In addition to his duties as radio color analyst, Wood also contributes to AnaheimDucks.com.

An 18-year veteran writer of NHL hockey, Wood covered the Ducks for the Orange County Register from 2000-09, including the club's run to the 2007 Stanley Cup championship. Prior to joining the Register, Wood covered the San Jose Sharks for the Contra Costa Times from the team's inception in 1991 until 2000.

A professional sportswriter since June 1980, Wood previously covered Stanford University football, men's and women's basketball, Bay Area college baseball and St. Mary's College basketball, as well as high school and local sports.

Born in Ely, NV, Wood grew up in Livermore, CA, in the East Bay portion of the San Francisco Bay Area. He graduated from Livermore High School in 1976 and San Jose State University in 1980 (journalism major, sociology minor). He currently resides in Anaheim Hills with wife, Kim, and son, Kenny. His daughter, Jennifer, resides in the San Fernando Valley.



JOSH BREWSTER

RADIO POSTGAME HOST

Josh Brewster is in the midst of his eighth season as host of "Duck Calls" on AM 830 following all Anaheim Ducks road games. The call-in show offers fans an opportunity to converse with a wide variety of guests, including players, broadcasters, writers and executives from the world of hockey.

In addition to hosting "Duck Calls," Brewster appears weekly on Sirius/XM NHL Home Ice, and serves as editor-in-chief of his website, Hockeytalk.biz. On television, he provided color commentary for Team USA at the World University Games for Fox College Sports and has narrated programs on Animal Planet and USA Network. Brewster has also written for NHL.com, *The Hockey News* and *Hockey Digest*. His career in hockey media is profiled in the book, "Living the Hockey Dream" by Brian Kennedy.

A native of Buffalo, NY, Brewster resides in Los Angeles with his wife, Catherine, and sons, Brent and Shane.

AM 830

AM 830 KLAA is in its eighth season as the radio home of the Anaheim Ducks. Play-by-play announcer Steve Carroll returns for his 15th season behind the microphone and will be joined by analyst Dan Wood for the fifth consecutive year. AM 830 is a locally-owned 50,000-watt radio station which provides both live sports and a sports talk format serving Southern California.

AM 830 is the flagship station for both the Anaheim Ducks and Angels Baseball. In addition, AM 830 has live coverage broadcasts of Notre Dame, Cal and other select NCAA football games, along with the Oakland Raiders and other select NFL contests.

KLAA features the Travis Rodgers Show weekday mornings from 6 a.m. - 10 a.m. and The Sports Lodge with Roger Lodge from 4 p.m. - 7 p.m. AM 830 also carries ESPN's Scott Van Pelt Show and the Coach and Company between 10 a.m. - 4 p.m.



Skyview Networks serves as the official radio network provider of the Anaheim Ducks.

Skyview Networks focuses on broadcast network solutions for play-by-play sports and syndicated radio. Currently, Skyview provides the broadcast services for over 60 professional and over 50 collegiate sports organizations.

Skyview's services include satellite distribution, full network automation, affiliate relations, inventory management systems and advertising solutions. Newly released, Skyview's AdView Inventory Management web application goes beyond the radio broadcast to manage all forms of inventory, including radio, television, print, signage and web in one panoramic system. For more information, visit skyviewnetworks.com.

HONDA CENTER



Nestled in the heart of Orange County, Honda Center stands as one of the premier entertainment and sports venues in the country. Opened in 1993, the venue is owned by the City of Anaheim and managed by Anaheim Arena Management, LLC. Home to the 2007 Stanley Cup champion Anaheim Ducks, the arena annually hosts several top-name concerts, exciting sporting events and family favorites such as the Harlem Globetrotters, Stars on Ice and Ringling Bros. and Barnum & Bailey Circus. In 2013, capacity crowds have filled Honda Center for world class acts such as The Rolling Stones, The Who, The Killers, Fleetwood Mac and more.

Since 2005 Honda Center has seen nearly \$80 million in upgrades to the facility. The most recent and largest renovation in venue history, The Grand Terrace Project, includes a 15,000 square foot indoor-outdoor entertainment space, a new Wolfgang Puck restaurant and an expanded team store. Recently installed, the state-of-the-art Cisco StadiumVision system utilizes more than 500 new high-definition monitors and nearly 40 new video walls to provide a multimedia experience unmatched by any other facility on the west coast. Other recent upgrades include the addition of free public WiFi and multiple upgraded food and beverage options.

Honda Center offers fans a facility that is both beautiful to behold and a delight in which to view any event, reflecting state-of-the-art design in both form and function. Hosting an average of 163 events and 1.6 million guests annually, the arena affords visitors incredibly comfortable seating and some of the best sight lines and proximity to the action found anywhere.

Honda Center also recently introduced a new curtaining system, which allows for three distinct seating configurations; a full arena set-up, The Theatre at Honda Center and a lower-bowl only option. The innovative new program gives Honda Center the ability to host events ranging from 3,500 to more than 18,000, while at the same time keeping the consistent feel of a packed house.

The arena has three levels of seating. Closest to the arena floor is the Plaza Level with 5,200 seats and 39 luxury suites. Just 21 rows above ice, the exclusive San Manuel Premium Level is accessible only to Premium Seat holders. It contains 1,750 seats, 44 luxury suites, The Grand Terrace and the Jack Daniel's Old No. 7 Club. The third level, the

Terrace Level, has a total of 9,200 easily accessible seats.

The arena is located in Orange County, east of the 57 (Orange) freeway on Katella Avenue. Five major freeways (57, 22, 5, 91, 55) are conveniently located within a five-mile radius of the facility.

HONDA Center

Location Site: 2695 East Katella Avenue (at Douglass, east of 57 freeway)

Seating Capacity (including Suites): 17,174 for hockey and other rink events; 18,366 for basketball; 18,900 for center stage events; 18,325 for end stage events and 7,000 for Theatre events. Seating is customized per event.

Arena Highlights: NCAA Men's Basketball Tournament First and Second Round (2008), NCAA Men's Basketball Tournament Western Regionals (1998, 2001, 2003, 2011, 1999 NCAA Frozen Four, UFC 63, UFC 59, UFC 76, UFC 121, UFC 157, UFC on FOX 1, World Gymnastics Championships, 2004 U.S. Team Trials - Gymnastics, 2005 World Badminton Championships, U2, Bette Midler, Paul McCartney, Eagles, Barbra Streisand, AC/DC, Andrea Bocelli, Tim McGraw, Madonna, Prince, Van Halen, Jimmy Buffett, Bon Jovi, Billy Joel, the John R. Wooden Classic, Bruce Springsteen, Roger Waters, Celine Dion, Elton John, The Rolling Stones.

Attendance: Since 1993, more than 32.5 million fans have been entertained at Honda Center, enjoying more than 3,300 events.

TICKET INFORMATION



PLAZA (200) LEVEL

	2013-14 Season Price/Game	Half Season Price/Game	Mini Plan Price/Game	Starting Individual Price/Game
Glass	\$212 ⁰⁰	-	-	\$290 ⁰⁰ -\$300 ⁰⁰
Plaza Center	\$102 ⁰⁰	\$109 ⁰⁰	-	\$130 ⁰⁰ -\$140 ⁰⁰
Plaza Main West	\$95 ⁰⁰	\$100 ⁰⁰	\$103 ⁰⁰	\$120 ⁰⁰ -\$130 ⁰⁰
Plaza Main East	\$83 ⁰⁰	\$88 ⁰⁰	\$95 ⁰⁰	\$105 ⁰⁰ -\$110 ⁰⁰
Plaza Goal Lower West	\$80 ⁰⁰	\$85 ⁰⁰	\$90 ⁰⁰	\$105 ⁰⁰ -\$120 ⁰⁰
Plaza Goal Lower East	\$76 ⁰⁰	\$80 ⁰⁰	\$84 ⁰⁰	\$100 ⁰⁰ -\$110 ⁰⁰
Plaza Goal West Row J & Higher	\$64 ⁰⁰	\$70 ⁰⁰	\$75 ⁰⁰	\$85 ⁰⁰
Plaza Goal East Row J & Higher	\$51 ⁰⁰	\$56 ⁰⁰	\$63 ⁰⁰	\$75 ⁰⁰

SAN MANUEL PREMIUM (300) LEVEL

	2013-14 Season Price/Game	Half Season Price/Game	Mini Plan Price/Game	Starting Individual Price/Game
Premium Seats Includes 1 free regular season parking pass per 2 Season Tickets purchased (Applies to full season tickets only)	\$82 ⁰⁰	\$82 ⁰⁰	\$90 ⁰⁰	\$80 ⁰⁰ -\$105 ⁰⁰
All Event Premium Seating - Call for information				

TERRACE (400) LEVEL

	2013-14 Season Price/Game	Half Season Price/Game	Mini Plan Price/Game	Starting Individual Price/Game
Terrace Lower Center	\$53 ⁰⁰	\$59 ⁰⁰	\$65 ⁰⁰	\$75 ⁰⁰ -\$83 ⁰⁰
Terrace Lower West	\$40 ⁰⁰	\$45 ⁰⁰	\$48 ⁰⁰	\$60 ⁰⁰ -\$66 ⁰⁰
Terrace Lower East	\$35 ⁰⁰	\$40 ⁰⁰	\$43 ⁰⁰	\$50 ⁰⁰ -\$55 ⁰⁰
Terrace Center	\$32 ⁰⁰	\$34 ⁰⁰	\$35 ⁰⁰	\$39 ⁰⁰ -\$43 ⁰⁰
Terrace Main West	\$25 ⁰⁰	\$30 ⁰⁰	\$33 ⁰⁰	\$38 ⁰⁰ -\$42 ⁰⁰
Terrace Main East	\$23 ⁰⁰	\$28 ⁰⁰	\$32 ⁰⁰	\$37 ⁰⁰ -\$41 ⁰⁰
Terrace Center Upper Row N & Higher	\$19 ⁰⁰	\$26 ⁰⁰	\$32 ⁰⁰	\$30 ⁰⁰ -\$33 ⁰⁰
Terrace Goal West	\$18 ⁰⁰	\$25 ⁰⁰	\$30 ⁰⁰	\$33 ⁰⁰ -\$36 ⁰⁰
Terrace Goal East	\$16 ⁰⁰	\$23 ⁰⁰	\$28 ⁰⁰	\$33 ⁰⁰ -\$36 ⁰⁰
Terrace Value West Row N & Higher	\$14 ⁰⁰	\$16 ⁰⁰	\$18 ⁰⁰	\$27 ⁰⁰ -\$30 ⁰⁰
Terrace Value East Row N & Higher	\$13 ⁰⁰	\$15 ⁰⁰	\$17 ⁰⁰	\$27 ⁰⁰ -\$30 ⁰⁰



Home of the Jr. Ducks, Lady
Ducks & Anaheim Ducks High
School Hockey League

Presented by

HONDA



ICE RINKS

ANAHEIM ICE (714) 535-7465
LAKEWOOD ICE (562) 429-1805
WESTMINSTER ICE (714) 248-9611
YORBA LINDA ICE (714) 692-8776

INLINE RINKS

CORONA INLINE (951) 279-7465
HUNTINGTON BEACH INLINE (714) 901-2629
IRVINE INLINE (949) 559-9949



www.The-Rinks.com



THE RINKS OFFER

- Youth & Adult Hockey
- Public Skating
- Figure Skating
- Youth & Adult Learn to Play Programs
- Learn to Skate
- Curling
- Birthday Parties



www.anaheimducks.com/learntoplay
www.anaheimducks.com/adultlearntoplay

THE NAME, LOGO & COLORS



The official team colors and logo were unveiled on June 7, 1993.

HOW IT ALL BEGAN

On October 2, 1992, Walt Disney Pictures released the hit movie "The Mighty Ducks" and created a new wave of excitement among the nation's youth and ice hockey. Starring Emilio Estevez and a band of kids who learn to play and win as a team, "The Mighty Ducks" grossed \$51 million at the box office and served as the inspiration for the name of the Walt Disney Company's NHL club.

The original official team colors and logo were unveiled on June 7, 1993, and Mighty Ducks merchandise was immediately propelled into one of the top sellers in all of professional sports.

Purple, jade, silver and white were chosen as the team's colors while an attractive crest featuring a duck head-shaped hockey mask was chosen to give the club its own unique identity. As a testament to the logos popularity, the Ducks original jersey was named the "most fashionable" uniform in all of sports at the inaugural ESPY awards in 1997.

THIRD JERSEYS

The Ducks have appeared in four third jerseys (each pictured), the most recent debuting in 2010-11. Anaheim's first alternate sweater was a cartoon Duck breaking through a sheet of ice. The club moved to a more classic approach with its next two sweaters, using black with dark plum, silver and white accenting as its color palate for the alternate jersey worn during the 2003-04 and 2005-06 seasons.

The newest third jersey is black, with orange sleeves and side panels. The "D" foot has been placed prominently on the chest. The shoulder patch integrates the original Mighty Ducks logo into a new oval mark, linking the team's past and present.





A NEW LOOK UNVEILED

In the spring of 2005, Henry and Susan Samueli entered into an agreement with the Walt Disney Company to purchase the Ducks franchise. In the Samueli's first year of ownership, the Ducks set then-franchise records for overall wins (43) and standings points (98). Entering the 2006 Playoffs as the Western Conference's sixth seed, the Ducks upset the third-seeded Calgary Flames in a thrilling seven-game series and went on to sweep the Colorado Avalanche before losing to the Edmonton Oilers in the Western Conference Finals.

On June 22, 2006, a new era began for the franchise as the team became officially known as the Anaheim Ducks. In addition, a new logo and color scheme was unveiled. The new look and identity of the Ducks were a collaborative effort, mixing opinions of fans as well as Ducks players, ownership and management. All parties involved unanimously decided to go beyond simply altering the original concept of an aggressive duck character.

In shaping the new design, the focus was sharpened to create an overall image that expressed excitement, speed and a competitive edge. In addition, a classic color palette of black and metallic gold was developed, with an accent of orange as a metaphorical

link to the team's Orange County home.

The result is a strong, typographic mark anchored by a stylized "D" that echoes the image of a duck's foot or footprint. The custom typography has a powerful forward momentum and is made up of metallic gold letters with orange drop-shadows and a black holding shape. The new uniforms are an evolution of the earlier sweater design but with gold, white and orange sweeping stripes influenced by the curves of the "D" in the Ducks logo.

Set with a new look for the 2006-07 season, the Ducks made history and won the Stanley Cup. The club also won its first-ever Pacific Division title, spending the final 72 games and 163 calendar days atop the division. Anaheim once again broke club records in wins (48) and standings points (110). The Ducks defeated Minnesota (4-1), Vancouver (4-1), Detroit (4-2) and Ottawa (4-1), becoming the first West Coast team to win the Stanley Cup since the 1925 Victoria Cougars and the first U.S. team on the West Coast to win it since the 1917 Seattle Metropolitans.

A TWIST ON THE NEW

In 2007-08, the National Hockey League and Reebok teamed to create the Rbk EDGE Uniform System to meet the performance demands of today's NHL player. The result of more than two years of research and testing, the system features technologically advanced materials and fabrics that are more breathable, more water-resistant, more comfortable and more compatible with equipment.

The Rbk EDGE Uniform System is worn by all 30 NHL teams in their respective colors and designs. The introduction of this system marked the first time in the history of North American professional sports that a uniform innovation had been implemented League-wide.

COMMUNITY INVOLVEMENT

ANAHEIM DUCKS COMMITMENT TO THE COMMUNITY

The Anaheim Ducks take pride in serving the Southern California community through a variety of charitable fundraisers, educational programs and outreach activities, as well as the Anaheim Ducks Foundation. Together, the Anaheim Ducks and Honda Center strive to be actively involved in the local community. This commitment ranges from in-kind donations, charity tickets, recreational and educational programs, and the dedicated involvement of players, coaches, broadcasters, staff and mascot.



ANAHEIM DUCKS FOUNDATION

The mission of the Anaheim Ducks Foundation is to facilitate and support programs that produce positive change for children and families throughout Southern California by providing educational opportunities, broadening access to the sport of hockey and addressing the health and wellness needs of our community.

The primary beneficiary of the Anaheim Ducks Foundation is Anaheim Ducks S.C.O.R.E. (Scholastic Curriculum of Recreation & Education). The program is a free standards-based curriculum, with resources and incentives for teachers and students. Through the establishment of two major initiatives, In-Class Education and Physical Education, Ducks S.C.O.R.E. uses hockey to teach educational themes, reinforce the importance of positive character building and reward youth for their dedication pursuing academic excellence.

The Anaheim Ducks Foundation also supports the Learn to Play Program, which offers first-time hockey players the chance to get on the rink in full hockey equipment for free. Players receive instruction on the basics of hockey as well as learn how to skate properly. Participants in the Anaheim Ducks Learn to Play Program are provided with an equipment bag, helmet, shin guards, hockey pants, elbow pads, shoulder pads, gloves and a jersey to use for the four-week session in order to be fully protected on the rink.

POWER PLAY!

Each season, the staff, Season Ticket Holders and corporate partners of the Anaheim Ducks and Honda Center team up to

volunteer to perform a day's work of beautification projects at locations such as local schools and the Boys and Girls Clubs of Anaheim. From painting, to cleaning, to planting trees, the Power PLAY! is a great day for the volunteers to give back to the community.





ANAHEIM DUCKS ANNUAL GOLF CLASSIC

The annual Anaheim Ducks Golf Classic presented by Honda features Anaheim Ducks players as the celebrity fifth player for a round of golf alongside Ducks fans and supporters. The Golf Classic raises funds to benefit the Anaheim Ducks Foundation.

The Anaheim Ducks Golf Classic presented by Honda offers on-course contests, along with a pre-shotgun program where event sponsors draft the Anaheim Ducks player who joins their foursome for an exciting afternoon of golf.

DUX IN TUX

Dux in Tux presented by Honda is an Anaheim Ducks signature event where players trade in their skates to take on a new role as celebrity sous chefs, joining Orange County's finest chefs to provide guests with an evening of fabulous food and fun - all to benefit a great cause. Proceeds from Dux in Tux presented by Honda benefit the Anaheim Ducks Foundation.

The evening includes a silent auction, opportunity drawing and live auction filled with Ducks memorabilia and unique player

experiences. Dux in Tux presented by Honda is the ideal night for Ducks fans to interact with their favorite Ducks players, all while enjoying a night of fine dining, quality service and exceptional cuisine.

LA CASA GARCIA'S "WE GIVE THANKS"


Honda Center and the Anaheim Ducks are proud to host "We Give Thanks" each Thanksgiving Day with local nonprofit partner We Give Thanks, Inc., and La Casa Garcia restaurant. This annual event at Honda Center provides a complimentary Thanksgiving dinner for local residents who might go without a meal during the holiday. For over 20 years, "We Give Thanks" has been serving meals to people in need, with more than 200,000 free meals being donated to the community.

More than 15,000 local residents fill the parking lot of Honda Center to enjoy a traditional Thanksgiving meal and entertainment throughout the day. Ducks players, coaches and front office staff participate each year with their families to serve meals, spend time with those in attendance and give thanks on this special Thanksgiving holiday.

ANAHEIM DUCKS CASINO NIGHT

Each season, the team hosts the Anaheim Ducks Casino Night which gives Ducks fans and Orangewood Children's Foundation supporters the chance to play casino-style games alongside Ducks players and coaches. Guests also have the opportunity to place bids on an assortment of silent auction items throughout the night, as well as enter to win a variety of unique prizes in the evening's opportunity drawings.

Proceeds from the Anaheim Ducks Annual Casino Night assist 44 Women for Children, an auxiliary of Orangewood Children's Foundation, in its scholarship efforts for Orangewood's youth. The mission of the Orangewood Children's Foundation is



COMMUNITY INVOLVEMENT

to end the cycle of child abuse by providing innovative programs focused on prevention, care, emancipation and public awareness.

LADY DUCKS FASHION SHOW LUNCHEON

In the Spring, the Lady Ducks - wives and significant others of players, coaches and executive management - show off their fashion sense by hosting the Anaheim Lady Ducks Fashion Show Luncheon benefiting Children's Hospital of Orange County (CHOC Children's). The annual Fashion Show Luncheon has supported



such projects as the new Anaheim Ducks wing on the oncology floor at the children's hospital, CHOC Children's Orthopaedic Institute Sports Medicine Program, and a new fitness center on the expanded Pediatric Oncology floor in the New Patient Care Tower.

The event gives attendees the chance to spend the afternoon enjoying lunch with Ducks players and a fashion show featuring members of the team, their wives/significant others and CHOC Children's ambassadors walking the runway as they show off the latest spring fashion trends. The Fashion Show Luncheon includes a VIP reception, as well as a silent and live auction,

jam-packed with Ducks and other sports memorabilia, fantastic vacation packages and beautiful jewelry.

ANAHEIM LADY DUCKS

The Anaheim Ducks Wives and Significant Others group, the Lady Ducks, are committed to assisting the local Southern California community through fundraising and volunteerism. Through their dedication to the community, they have fundraised for CHOC Children's and With Hope, the Amber Craig Memorial Foundation.

In addition to fundraising, the Lady Ducks have participated in a variety of volunteer events to benefit such organizations as the Orange County Ronald McDonald House, the Joyful Foundation, Share Our Selves and the Orange County Child Abuse Prevention Center. They have also assisted in game-night activities, including the Holiday Spark of Love Toy Drive in partnership with the Anaheim Fire department, a Pasta Drive for the children of the Boys and Girls Clubs of Anaheim, a Book Drive to provide Ducks S.C.O.R.E. schools with books for their classrooms and libraries, collected pet food, toys and blankets for animals at OC Animal Care and the NHL Hockey Fights Cancer awareness night at Honda Center.

HOLIDAY SHOPPING SPREE

The Anaheim Ducks host an annual Holiday Shopping Spree, which provides students from The Wooden Floor - a nonprofit organization serving low-income Santa Ana youth - the unique and fun opportunity to load up their shopping carts with necessities and gifts for their families in celebration of the holiday season. Accompanied by the Lady Ducks, The Wooden Floor students shop for new clothes, school supplies, and other essentials as a special holiday treat, all underwritten by the Anaheim Ducks.

The Wooden Floor is one of the nation's most innovative after-school programs for at-risk youth. Founded in 1983, the mission of The Wooden Floor is to empower low-income youth from diverse backgrounds to strengthen self-esteem, self-discipline and a sense of accomplishment through dance, academic and family programs. For the ninth consecutive year, 100% of The Wooden Floor students graduated high school in



spring 2013 and immediately enrolled in college, compared with 63% of their socioeconomic peers nationally.

ANAHEIM DUCKS ALUMNI ASSOCIATION

The Anaheim Ducks Alumni Association is comprised of a group of former Ducks players who are actively involved in the Anaheim Ducks community initiatives. Ducks Alumni members have participated in charitable events such as the San Manuel Rivalry Hold'em Poker Challenge and Ducks Alumni charity hockey games. The alumni are an enthusiastic group, looking to contribute to the community goals of the organization and provide a great way for fans to see some of their favorite Ducks of the past.

STAFF VOLUNTEERING

The Anaheim Ducks are committed to making an impact in the community at all levels of the organization. The Anaheim Ducks, Honda Center and *THE RINKS* employees are dedicated to volunteering their time to a variety of local nonprofit organizations. The staff volunteer group, called the Flight Crew, have participated in such activities as tree planting to benefit Music for Relief; ice skating parties with Boys & Girls Clubs of Anaheim; trips to the Ringling Bros. and Barnum & Bailey Circus for children from Big Brothers Big Sisters of Orange County; assisting children at The Shea Center during equine therapeutic riding sessions; blood drives for the American Red Cross; clothing drives for the Goodwill of Orange County; and team building on a ropes course and zip lining with Special Olympics Southern California athletes.

The Ducks, Honda Center and *THE RINKS* employees share the Anaheim Ducks commitment to the community and throughout the year, are actively engaged in assisting the community through volunteer service.

VISITS AND APPEARANCES

Each season, the Anaheim Ducks appear at a variety of organizations and community events. The Ducks make regular visits to CHOC Children's, visit local schools as part of the team's S.C.O.R.E. program, attend youth hockey clinics and rinks through Fan Development outreach efforts, and appear at local youth organizations, special events, charitable fundraisers and much more.

DONATIONS

The Anaheim Ducks are committed to assisting charitable organizations throughout Southern California to raise funds by providing auction items for local events. Organizations interested in requesting a donation must be a 501(c)(3) agency located in Southern California. Requests must be submitted at least eight weeks prior to the date of the event online through the Ducks website: www.AnahaimDucks.com/donationrequests.

GAME NIGHT ACTIVITIES

Anaheim Ducks games are a great opportunity to feature local nonprofit organizations and help highlight the needs in the community. Each season, the Ducks host a variety of activities at home games, including awareness nights for the NHL initiative Hockey Fights Cancer, Military Appreciation Night, S.C.O.R.E. Night and CHOC Night. In addition, the Ducks hold toy drives throughout the month of December, a pet adoption event, as well as in-game Ducks memorabilia auctions to benefit the Anaheim Ducks Foundation and numerous other nonprofits.



SURPRISE PUCK FUNDRAISER

Throughout the season, the Anaheim Ducks Foundation sells a commemorative series Surprise Puck Set, featuring four limited edition pucks with proceeds benefiting the Anaheim Ducks Foundation. Fans pick an individually wrapped puck at random and receive either a Ducks player-autographed commemorative puck or one of 23 surprise Ducks player-autographed orange pucks. The lucky winners of the commemorative Surprise Puck Fundraiser win a variety of great Ducks prizes such as memorabilia and meet-and-greet opportunities.

ANAHEIM DUCKS CHARITY TICKET PROGRAM

Through the generous donations of Anaheim Ducks corporate partners, players, management and fans, the Ducks are able to provide tickets throughout the season to 501(c)(3) charitable organizations in Orange County and surrounding areas. For more information on the Anaheim Ducks Charity Ticket Program, please call 877-WILDWING.

THE CITY OF ANAHEIM



The City of Anaheim, founded in 1857, is one of the nation's premier municipalities and is one of California's most populous cities. Anaheim covers 50 square miles with more than 346,000 residents and more than 2,900 City employees. The municipal corporation's annual budget is \$1.6 billion. Anaheim supports a thriving business community with companies such as Carl Karcher Enterprises, Inc., L-3 Communications, Pacific Sunwear, and Disneyland Resort. Successful sports franchises call Anaheim home, including the Anaheim Ducks, Angels Baseball, the U.S. Men's National Volleyball Team, and the 2012 Olympic Games Silver Medal winning U.S. Women's National Volleyball Team. Anaheim also boasts world-class meeting and entertainment venues with the Anaheim Convention Center, LEED-certified and the largest on the west coast, Honda Center, City National Grove of Anaheim, Anaheim GardenWalk, and Angel Stadium of Anaheim. In addition, Anaheim embraces its vibrant cultural arts community, including the world-renowned Anaheim Ballet. Annually, Anaheim welcomes millions of visitors to the city, truly making it where the world comes to live, work and play. For more information, please visit www.anaheim.net.



PLAYERS



BRYAN ALLEN

55

SHOOTS: Left **HEIGHT:** 6-5 **WEIGHT:** 224 **AGE:** 33; turns 34 on August 21, 2014
BORN: August 21, 1980; Kingston, Ontario **HOMETOWN:** Kingston, Ontario
ACQUIRED: Signed as a free agent, July 1, 2012
DRAFTED: By Vancouver in the first round (fourth overall) of the 1998 NHL Entry Draft
2012-13 REAL TIME STATISTICS

TOI/GM: 18:44 SHFT/GM: 23.1 FO% (FW/FL): 0.0 (0/0)

2012-13:

Appeared in his 12th NHL season and first with Anaheim, collecting 0-6=6 points with 34 PIM and a +1 rating in 41 contests...ranked third on the club in blocked shots (66) and sixth in PIM (34)...made his Ducks debut on Jan. 19 @ VAN, going scoreless in 21:09 TOI...earned his first point as a Duck (assist) in Anaheim's 7-4 win, Feb. 2 vs. LA...was a season-best +2 in a 3-2 victory, Mar. 1 vs. MIN...had a season-best two-game assist streak (0-2=2), Mar. 16-18...**PLAYOFFS:** Appeared in all seven of Anaheim's CQF series contests vs. DET, earning 0-1=1 point with two PIM and a +1 rating...earned his first career playoff point (assist) on Ryan Getzlaf's goal in Game 2 of the CQF, May 2 vs. DET.

CAREER:

Signed a three-year contract with Anaheim through 2014-15, July 1, 2012...was acquired by Carolina from Florida in exchange for Sergei Samsonov, Feb. 28, 2011...along with Todd Bertuzzi and Alex Auld, was acquired by Florida from Vancouver in exchange for Roberto Luongo, Lukas Krajicek and a sixth-round selection in the 2006 NHL Entry Draft, June 23, 2006...**2011-12:** Appeared in his 11th NHL season, his second with Carolina...scored 1-13=14 points with a team-leading 76 PIM in a career-tying 82 games...was one of four Hurricanes to appear in all 82 contests...finished fourth among NHL leaders with 188 blocked shots...appeared in his 600th career NHL game, Apr. 5 vs. MTL...**2010-11:** Split his 10th NHL season with Florida and Carolina, combining for 4-13=17 points with 82 PIM in 72 games...set single-game career highs in assists and points (0-3=3) and recorded

a +3 rating, Nov. 5 vs. CAR...missed nine games with a broken foot, Nov. 24-Dec. 11...scored his second career OT goal, Jan. 3 @ CAR...appeared in his 500th career NHL game, Feb. 27 vs. NJ...was acquired by Carolina, Feb. 28...recorded five assists (0-5=5) with a +4 rating and 19 PIM in 19 games with the Hurricanes...earned his 100th career NHL point (assist), Mar. 9 vs. ATL...**2009-10:** Appeared in his ninth NHL season, his fourth with Florida...registered 4-9=13 points with 99 PIM in 74 games...among team leaders, ranked first in PIM, second in blocked shots (135) and third in hits (120)...was nominated as the Panthers' candidate for the Masterton Trophy...assisted on the game-tying goal before scoring his first career OT goal in a 3-2 win, Mar. 13 @ SJ...played his 400th career NHL game, Dec. 5 vs. ATL...returned to the ice against CHI in Helsinki, Finland as part of the NHL Premiere after missing 80 games in 2008-09 with a knee injury...**2008-09:** Appeared in his eighth NHL season, his third with Florida...missed the majority of the season recovering from off-season arthroscopic knee surgery and follow-up cartilage surgery...**2007-08:** Appeared in his seventh NHL season, his second with Florida...recorded 2-14=16 points with a +5 rating and 67 PIM in 73 games as an alternate captain...posted his first career multi-assist game, Oct. 24 vs. PHI...appeared in his 300th career NHL game, Oct. 6 vs. NJ...**2006-07:** Appeared in his sixth NHL season, his first with Florida...scored 4-21=25 points with a +7 rating and 112 PIM in 82 games...established career highs in assists, points and games played...had a career-high two-game goal streak (2-1=3), Mar. 27-28, 2007...posted a career-best four-game point streak (1-3=4) from Feb. 17-24...had assists in a career-high three straight games (0-3=3) within the

NHL HIGHLIGHTS

NHL Career Hat Tricks:

None

NHL Career Multiple-Point Games:

9 (0 multiple-goal, 4 multiple-assist)

NHL Career OT Goals:

2, last: Jan. 3, 2011 w/FLA @ CAR (4-3)

NHL Career Highs:

Goals: 1, 29 times (last: Feb. 28, 2012 w/CAR vs. NSH)

Assists: 3, Nov. 5, 2010 w/FLA vs. CAR

Points: 3, Nov. 5, 2010 w/FLA vs. CAR (0-3=3)

PIM: 19, Nov. 30, 2002 w/VAN @ FLA

TOI: 30:22, Oct. 11, 2008 w/FLA vs. ATL

Shots: 5, two times (last: Nov. 14, 2009 w/FLA vs. NYI)

Plus/Minus: +4, Jan. 3, 2010 w/FLA vs. PIT

Goal Streak: Two games, Mar. 27-28, 2007 (2-1=3)

Assist Streak: Three games, Feb. 20-24, 2007 (0-3=3)

Point Streak: Four games, Feb. 17-24, 2007 (1-3=4)

Penalty Shots: None

First NHL Game: In a 5-2 VAN win, Feb. 26, 2001 @ MIN

First NHL Point: A goal in a 3-0 VAN win, Oct. 10, 2002 @ CGY

First NHL Goal: A goal (Turek) in a 3-0 VAN win, Oct. 10, 2002 @ CGY

Milestones Achieved:

600th NHL game, Apr. 5, 2012 w/CAR vs. MTL

100th NHL point, Mar. 9, 2011 w/CAR vs. ATL

Milestones Within Reach:

5 assists to 100 NHL assists

59 appearances to 700 NHL games

59 appearances to 100 as a Duck

ALLEN VS. THE NHL

Team	GP	G	A	Pts.	PIM
Anaheim	11	0	2	2	10
Boston	23	1	6	7	31
Buffalo	24	0	1	1	28
Calgary	26	2	2	4	42
Carolina	27	2	9	11	26
Chicago	19	1	2	3	19
Colorado	24	3	1	4	22
Columbus	18	2	3	5	30
Dallas	21	0	2	2	25
Detroit	19	1	1	2	17
Edmonton	23	1	1	2	10
Florida	11	0	0	0	33
Los Angeles	17	0	3	3	24
Minnesota	23	2	2	4	21
Montreal	25	1	3	4	35
Nashville	20	1	1	2	24
New Jersey	22	0	3	3	19
NY Islanders	22	1	4	5	23
NY Rangers	19	0	3	3	10
Ottawa	22	0	0	0	33
Philadelphia	21	0	6	6	29
Phoenix	16	0	2	2	18
Pittsburgh	21	1	6	7	20
San Jose	18	2	2	4	40
St. Louis	18	0	5	5	9
Tampa Bay	33	3	8	11	33
Toronto	25	1	5	6	35
Vancouver	7	0	2	2	9
Washington	34	1	5	6	38
Winnipeg	33	3	5	8	45
NHL Totals	642	29	95	124	758

scoring streak...**2005-06:** Appeared in his fifth NHL season with Vancouver, recording 7-10=17 points with a +4 rating and 115 PIM in 77 games...set career highs in goals and PIM in his final season with the Canucks...missed six games with a knee injury, Oct. 27-Nov. 5...**2004-05:** Played for Voskresensk in the Russian Superliga, totaling three assists (0-3=3) in 19 games...**2003-04:** Appeared in his fourth NHL season with Vancouver, scoring 2-5=7 points with 94 PIM in 74 games...also played four games during Vancouver's seven-game, opening-round series loss to Calgary...**2002-03:** Appeared in his third NHL season with Vancouver...scored 5-3=8 points with a career-high +8 rating and 73 PIM in 48 games...netted his first career NHL goal in the season opener, beating Roman Turek on Oct. 10 @ CGY...earned his first career NHL assist, Dec. 15 vs. CGY...also skated in seven AHL games for Manitoba, collecting one assist (0-1=1) with four PIM...**2001-02:** Appeared in his second NHL season with Vancouver, going scoreless with six PIM...played the remainder of the season with Manitoba, earning 7-18=25 points with 121 PIM in 68 games...added his first career postseason point (0-1=1) and eight PIM in five Calder Cup Playoff games...**2000-01:** Made his NHL debut with Vancouver, going scoreless in six games...appeared in his first career NHL game, Feb. 26 @ MIN...also appeared in two games during his NHL postseason debut against Colorado...played the majority of the season with Kansas City (IHL), scoring 5-20=25 points with 99 PIM in 75 games...**1999-00:** Made his professional debut with Syracuse (AHL), scoring 1-1=2 points with 11 PIM in nine games...also made his Calder Cup Playoffs debut, going scoreless with two PIM...missed the majority of the season after suffering a knee injury during training camp with Oshawa (OHL) on Sept. 21...**Miscellaneous:** Represented Canada at the 1999 World Junior Championship, earning 1-2=3 points in seven games...appeared in 148 career OHL games with Oshawa from 1996-00, collecting 15-34=49 points with 291 PIM...was named to the OHL's First All-Star team in 1998-99 after recording 7-15=22 points and 77 PIM in 37 games...helped Oshawa to the OHL Championship in 1997, scoring 1-3=4 points in 18 games.

PERSONAL:

Bryan and his wife, Lexie, have a daughter, Layla (5), and a son, Brenner, (2)...has hosted his own charity golf tournament in his hometown of Kingston, benefiting Hotel Dieu Hospital's Child Development Centre...started playing hockey between the ages of 3 and 4 in Kingston...his parents were the biggest influence on his career and Wendel Clark was his favorite player...his favorite television shows are "Breaking Bad" and "Sons of Anarchy" and his favorite movie is "Anchorman"...his favorite sport to play outside of hockey is golf...enjoys watching football, and also played soccer and baseball growing up...his most memorable hockey moment is scoring the game-tying goal for Canada in the gold medal game of the 1999 World Junior Championship.



REGULAR SEASON										PLAYOFFS				
Season	Team	League	GP	G	A	Pts.	PIM	+/-		GP	G	A	Pts.	PIM
1996-97	Oshawa	OHL	60	2	4	6	76	-		18	1	3	4	26
1997-98	Oshawa	OHL	48	6	13	19	126	-		5	0	5	5	18
1998-99	Oshawa	OHL	37	7	15	22	77	+14		15	0	3	3	26
1999-00	Oshawa	OHL	3	0	2	2	12	+1		3	0	0	0	13
	Syracuse	AHL	9	1	1	2	11	0		2	0	0	0	2
2000-01	VANCOUVER	NHL	6	0	0	0	0	0		2	0	0	0	2
	Kansas City	IHL	75	5	20	25	99	-15		-	-	-	-	-
2001-02	VANCOUVER	NHL	11	0	0	0	6	+1		-	-	-	-	-
	Manitoba	AHL	68	7	18	25	121	+1		5	0	1	1	8
2002-03	VANCOUVER	NHL	48	5	3	8	73	+8		1	0	0	0	2
	Manitoba	AHL	7	0	1	1	4	+3		-	-	-	-	-
2003-04	VANCOUVER	NHL	74	2	5	7	94	-10		4	0	0	0	2
2004-05	Voskresensk	Russia	19	0	3	3	34	-		-	-	-	-	-
2005-06	VANCOUVER	NHL	77	7	10	17	115	+4		-	-	-	-	-
2006-07	FLORIDA	NHL	82	4	21	25	112	+7		-	-	-	-	-
2007-08	FLORIDA	NHL	73	2	14	16	67	+5		-	-	-	-	-
2008-09	FLORIDA	NHL	2	0	1	1	0	+2		-	-	-	-	-
2009-10	FLORIDA	NHL	74	4	9	13	99	-8		-	-	-	-	-
2010-11	FLORIDA	NHL	53	4	8	12	63	-5		-	-	-	-	-
	CAROLINA	NHL	19	0	5	5	19	+4		-	-	-	-	-
2011-12	CAROLINA	NHL	82	1	13	14	76	-1		-	-	-	-	-
2012-13	ANAHEIM	NHL	41	0	6	6	34	+1		7	0	1	1	2
NHL Totals			642	29	95	124	758	+1		14	0	1	1	8
Anaheim Totals			41	0	6	6	34	+1		7	0	1	1	2



FRANCOIS BEAUCHEMIN 23

SHOOTS: Left **HEIGHT:** 6-1 **WEIGHT:** 207 **AGE:** 33; turns 34 on June 4, 2014
BORN: June 4, 1980; Sorel, Quebec **HOMETOWN:** Sorel, Quebec
ACQUIRED: From Toronto in exchange for Jeffery Lupul, Jake Gardiner and a conditional fourth-round selection in the 2013 NHL Entry Draft, Feb. 9, 2011
DRAFTED: By Montreal in the third round (75th overall) of the 1998 NHL Entry Draft
2012-13 REAL TIME STATISTICS
TOI/GM: 23:27 **SHFT/GM:** 25.8 **FO% (FW/FL):** 0.0% (0/0)

2012-13:

Appeared in his eighth full NHL season, his seventh with Anaheim...collected 6-18=24 points, marking his second-highest point total through 48 games in his career (25 points through 48 in 2005-06)...finished the season tied for 11th among NHL leaders in overall plus/minus (+19)...also ranked 11th in the league in blocked shots (111)...led Anaheim in avg. TOI (23:27), defensemen scoring and blocked shots, and co-led in plus/minus...was one of three Anaheim players to appear in all 48 regular season games...finished the season with his Iron Man streak at 159 consecutive games dating to Feb. 11, 2011 @ GY...scored his 38th career goal as a Duck to surpass Fredrik Olausson for sole possession of third on the club's all-time goals list for defensemen, Apr. 27 vs. PHX...recorded his fourth career multi-goal game (2-0=2), Mar. 18 vs. SJ...earned 1-11=12 points (+11) in February, co-leading all NHL blueliners...set career highs in points (0-4=4) and assists, Feb. 24 vs. COL...appeared in his 500th career game, Feb. 6 @ COL...**PLAYOFFS:** Co-led Anaheim players in postseason scoring, picking up 2-4=6 points with four PIM in the club's seven-game CQF series vs. DET...completed the postseason ranking fourth all-time in Ducks playoff appearances (68)...scored his 10th career playoff goal, surpassing Scott Niedermayer for first in Ducks all-time playoff goals by a defenseman in Game 1 of the CQF, Apr. 30 vs. DET.

CAREER:

Signed a three-year contract extension with Anaheim through the 2014-15 NHL season, Jan. 20, 2012...**2011-12:** Appeared in his seventh full NHL season, his sixth with Anaheim...marked the third time in his career he appeared in all 82 games...led the club in total TOI (2095:23, fourth in the NHL) and average TOI (25:32, seventh in the NHL)...co-led the league in TOI per shift (59 seconds)

NHL HIGHLIGHTS

NHL Career Hat Tricks:

None

NHL Career Multiple-Point Games:

30 (4 multiple-goal, 17 multiple-assist)

NHL Career OT Goals:

2, last: Jan. 13, 2008 vs. SJ (4-3)

NHL Career Highs:

Goals: 2, four times (last: Mar. 18, 2013 vs. SJ)

Assists: 4, Feb. 24, 2013 vs. COL

Points: 4, Feb. 24, 2013 vs. COL (0-4=4)

PIM: 12, Jan. 18, 2012 vs. CBJ

TOI: 34:45, Oct. 15, 2007 vs. DET

Shots: 7, three times (last: Nov. 2, 2010 w/TOR vs. OTT)

Plus/Minus: +4, two times (last: Feb. 6, 2007 @ SJ)

Goal Streak: Three games, Oct. 17-21, 2008 (3-0=3)

Assist Streak: Seven games, Jan. 26-Feb. 8, 2006 (0-8=8)

Point Streak: Seven games, Jan. 26-Feb. 8, 2006 (0-8=8)

Penalty Shots: None

First NHL Game:

In a 6-3 MTL loss, Feb. 27, 2005 vs. MIN

First NHL Point:

An assist in a 4-3 CBJ loss, Oct. 14, 2005 @ ANA

First NHL Goal:

A goal (Gerber) in a 6-2 ANA loss, Dec. 6, 2005 vs. CAR

Milestones Achieved:

500th NHL game, Feb. 6, 2013 @ COL

300th game as a Duck, Jan. 6, 2012 vs. NYI

100th NHL assist, Jan. 24, 2011 w/TOR @ CAR

100th assist as a Duck, Apr. 10, 2013 vs. COL

100th NHL point, Dec. 1, 2009 w/TOR @ MTL

100th point as a Duck, Nov. 25, 2011 vs. CHI

Milestones Within Reach:

9 appearances to 400 games as a Duck

and led in total short-handed TOI (346:37) and average short-handed TOI (4:13)...his eight goals on the season matched his career high set in 2005-06...among league leaders, ranked third in blocked shots (194)...his nine blocked shots on Jan. 21 vs. OTT set a career high and franchise record...appeared in his 300th contest as a Duck, Jan. 6 vs. NYI...collected his 100th point as a Duck (assist), Nov. 25 vs. CHI...underwent successful surgery to repair a labrum tear in his right shoulder, Apr. 19 (Dr. Ron Glusman)...**2010-11:** Appeared in his sixth full NHL season, split with Anaheim and Toronto...made his fifth career postseason appearance (all with Anaheim) in the club's CQF series vs. NSH...collected two assists for his fourth career multi-assist contest in Game 2 of the CQF, Apr. 15 vs. NSH...played 81 games overall with the Ducks and Maple Leafs, collecting 5-12=17 points with 32 PIM...finished fifth in the NHL with 182 blocked shots...appeared in his 400th career NHL game, Mar. 23 @ DAL...earned his 100th career NHL assist, Feb. 27 vs. COL...**2009-10:** Appeared in his fifth full NHL season, his first with Toronto...appeared in all 82 regular season games for the second time in his career (also 2007-08)...collected 5-21=26 points with 33 PIM...ranked first on the club in blocked shots (155) and avg. TOI (25:27)...appeared in his 300th career NHL game, Jan. 26 vs. LA...collected his 100th career NHL point (assist), Dec. 1 @ MTL...**2008-09:** Appeared in his fourth full NHL season, his fourth with Anaheim...appeared in all 13 postseason contests vs. SJ (CQF) and DET (CSF)...missed 62 games after suffering a torn left ACL, Nov. 14 vs. NSH...scored his second career OT goal, Oct. 29 vs. DET...had a three-game goal streak, Oct. 17-21, establishing a career high while also tying the second longest goal-scoring streak by a Ducks defenseman in club history...**2007-08:** Appeared in his third full NHL season, his third with Anaheim...played all six CQF games against DAL, posting a +2 rating and a postseason career-high 26 PIM in a career-high 82

BEAUCHEMIN VS. THE NHL

Team	GP	G	A	Pts.	PIM
Anaheim	3	0	1	1	0
Boston	12	1	3	4	0
Buffalo	13	1	1	2	0
Calgary	27	2	7	9	24
Carolina	11	2	3	5	6
Chicago	20	1	10	11	12
Colorado	21	3	7	10	8
Columbus	20	4	8	12	32
Dallas	39	0	7	7	22
Detroit	21	1	3	4	18
Edmonton	24	0	4	4	13
Florida	11	1	1	2	10
Los Angeles	43	3	13	16	41
Minnesota	20	1	2	3	2
Montreal	13	0	5	5	4
Nashville	20	2	2	4	10
New Jersey	9	1	2	3	4
NY Islanders	9	1	1	2	4
NY Rangers	13	0	0	0	6
Ottawa	14	1	3	4	6
Philadelphia	9	0	2	2	6
Phoenix	35	5	5	10	15
Pittsburgh	9	1	4	5	6
San Jose	41	8	12	20	20
St. Louis	21	2	10	12	11
Tampa Bay	10	1	5	6	4
Toronto	4	2	0	2	2
Vancouver	25	1	7	8	15
Washington	12	0	3	3	4
Winnipeg	10	0	3	3	2
NHL Totals	539	45	134	179	307

games...finished the season ranked fourth in the NHL in total TOI (2093:23)...logged a career-high 34:45, Oct. 15 vs. DET...appeared in his 200th game as a Duck, Mar. 3 vs. OTT and his 200th career NHL game, Feb. 2 @ PHI...scored the first OT goal of his career, Jan. 13 vs. SJ...**2006-07:** Appeared in his second full NHL season...finished tied for third among playoff leaders in PPG (4) and third in avg. TOI (30:33)...established a career high for goals in a postseason...scored a PPG in the series-clinching Game 5 of the SCF, June 6 vs. OTT...earned two assists (tying career high) in Game 4 of the WCF, May 17 vs. DET...scored two PPG in Game 2 of the CQF on Apr. 13 vs. MIN, marking the third time in club history a Ducks defenseman had scored two goals in a playoff game...ranked third on the Ducks in TOI during the regular season...had a career-high three assists, Mar. 11 vs. VAN...tied a career high with a +4 rating, Feb. 6 @ SJ...missed 11 games with a lacerated spleen, Dec. 29-Jan. 19...**2005-06:** Appeared in his first full NHL season...scored 3-6=9 points in 16 postseason games with the Ducks, leading all NHL rookie defensemen...during the regular season, was fourth in the NHL in points by a rookie defenseman (36)...was tied for fourth in the NHL in assists by a rookie defenseman (28)...was third in the NHL in TOI among rookies (23:09)...collected two assists, establishing a club rookie record for most assists in a season (21), Mar. 31 vs. DAL...had a career-long seven-game assist streak (0-8=8) from Jan. 26-Feb. 8, eclipsing a franchise rookie record...earned his first career multi-goal game with 2-0=2 points, Jan. 23 @ LA...led all NHL rookie defensemen in scoring with 2-8=10 points in 12 games in December...scored 1-2=3 points (tying a club record for points by a rookie defenseman in a single game), Dec. 14 vs. TB...recorded a then-career high 1-1=2 points (including his first career NHL goal), Dec. 6 vs. CAR...collected his first point as a Duck, Nov. 27 vs. CHI...made his Anaheim debut, Nov. 18 vs. COL...with CBJ, earned his first career NHL point (assist), Oct. 14 @ ANA...**2004-05:** Recorded 3-27=30 points with 55 PIM and a +17 rating in 72 games with Syracuse (AHL)...was claimed off waivers by Columbus, Sept. 14, 2004...**2003-04:** Appeared in 77 games with Hamilton (AHL),

recording 9-27=36 points with 57 PIM and a +7 rating...also skated in 10 playoff games, posting 2-4=6 points with 18 PIM...**2002-03:** Split the season between Montreal and Hamilton (AHL)...appeared in 75 games with Hamilton, posting 7-21=28 points with 92 PIM and a +25 rating...also played in 23 playoff games, scoring 1-9=10 points with 16 PIM...made his NHL debut, Feb. 27 vs. MIN...**2001-02:** Appeared in 63 games, split between the AHL and ECHL...skated in 56 games for Quebec (AHL), scoring 8-11=19 points with 88 PIM...also skated in three playoff games with Quebec, registering 0-1=1 point...**2000-01:** Made his professional debut with Quebec (AHL), collecting 3-6=9 points and 44 PIM in 56 games...**Miscellaneous:** Appeared in seven contests with Team Canada at the 2010 IIHF World Championship, serving as an assistant captain for the team...collected 0-1=1 assist with a +1 rating...

recorded 42-140=182 points with 416 PIM and a +111 plus/minus rating in 238 QMJHL games with Laval, Acadie-Bathurst, and Moncton...added 5-30=35 points and 94 PIM in 58 career playoff games.

PERSONAL:


Francois and his wife, Marie-Claude, reside in Justin with their sons, Samuel (7) and Cedric (1), and daughter, Emily (4)...the family returns to their native Sorel, Quebec during the offseason...enjoys fishing, hunting and golfing...loves to prepare spaghetti with his famous meat sauce, a secret family recipe...over the summer, he went to Alaska to go fishing...his first job was delivering the Journal de Montreal newspaper every morning at 5 a.m.



REGULAR SEASON

PLAYOFFS

Season	Team	League	GP	G	A	Pts.	PIM	+/-	GP	G	A	Pts.	PIM
1996-97	Laval	QMJHL	66	7	21	28	132	-	3	0	0	0	2
1997-98	Laval	QMJHL	70	12	35	47	132	-	16	1	3	4	23
1998-99	Acadie-Bathurst	QMJHL	31	4	17	21	53	-	23	2	16	18	55
1999-00	Acadie-Bathurst	QMJHL	38	11	36	47	64	-	-	-	-	-	-
	Moncton	QMJHL	33	8	31	39	35	-	16	2	11	13	14
2000-01	Quebec	AHL	56	3	6	9	44	-	-	-	-	-	-
2001-02	Quebec	AHL	56	8	11	19	88	-	3	0	1	1	0
	Mississippi	ECHL	7	1	3	4	2	-	-	-	-	-	-
2002-03	MONTREAL	NHL	1	0	0	0	0	-1	-	-	-	-	-
	Hamilton	AHL	75	7	21	28	92	-	23	1	9	10	16
2003-04	Hamilton	AHL	77	9	27	36	57	-	10	2	4	6	18
2004-05	Syracuse	AHL	72	3	27	30	55	-	-	-	-	-	-
2005-06	COLUMBUS	NHL	11	0	2	2	11	-6	-	-	-	-	-
	ANAHEIM	NHL	61	8	26	34	41	+8	16	3	6	9	11
2006-07	ANAHEIM	NHL	71	7	21	28	49	+7	20	4	4	8	16
2007-08	ANAHEIM	NHL	82	2	19	21	59	-9	6	0	0	0	26
2008-09	ANAHEIM	NHL	20	4	1	5	12	-3	13	1	0	1	1
2009-10	TORONTO	NHL	82	5	21	26	33	-13	-	-	-	-	-
2010-11	TORONTO	NHL	54	2	10	12	16	-4	-	-	-	-	-
	ANAHEIM	NHL	27	3	2	5	16	-4	6	0	2	2	2
2011-12	ANAHEIM	NHL	82	8	14	22	48	-14	-	-	-	-	-
2012-13	ANAHEIM	NHL	48	6	18	24	22	+19	7	2	4	6	4
NHL Totals			539	45	134	179	307	-20	68	10	16	26	74
Anaheim Totals			391	38	101	139	247	+4	68	10	16	26	74



MATT BELESKEY

39

SHOOTS: Left **HEIGHT:** 6-0 **WEIGHT:** 200 **AGE:** 25; turns 26 on June 7, 2014
BORN: June 7, 1988; Windsor, Ontario **HOMETOWN:** Windsor, Ontario
DRAFTED: By Anaheim in the fourth round (112th overall) of the 2006 NHL Entry Draft
2012-13 REAL TIME STATISTICS

TOI/GM: 12:00 SHFT/GM: 13.1 FO% (FW/FL): 31.6% (6/31)

2012-13:

Appeared in his fifth NHL season with Anaheim, scoring 8-5=13 points with a +2 rating and 56 PIM in 42 contests...led the club in hits (103), ranked second in PIM (56) and tied for seventh in goals...scored his first career PPG as part of a two-point night (1-1=2), Apr. 7 vs. LA...collected an assist in his 200th career NHL game, Apr. 3 vs. DAL...missed four contests with an upper-body injury, Mar. 25-31...had a career-tying three-game point streak (2-2=4) on Feb. 15-18, which included goals in consecutive games (2-0=2) from Feb. 15 @ DET and Feb. 16 @ NSH...registered a career-high 12 PIM, Jan. 25 vs. VAN...played in England during the lockout, scoring 12-21=33 points with 39 PIM in 26 games with Coventry of the British Elite Ice Hockey League...**PLAYOFFS:** Appeared in all seven CQF games vs. DET, scoring 2-1=3 points with a +1 rating and two PIM...ranked tied for fifth on the team in goals and tied for second in PPG (1)...earned his first career Stanley Cup assist in Game 1 of the CQF, Apr. 30 vs. DET...scored his second and third career playoff goals in Games 3 (first career PPG) and 4 of the CQF, May 4 and 6 @ DET.

CAREER:

Signed a two-year contract extension through 2014-15, July 7, 2013...signed a two-year contract extension through 2012-13, Sept. 17, 2010...**2011-12:** Appeared in his fourth NHL season with Anaheim, collecting 4-11=15 points with 72 PIM in 70

games...set career highs in assists, points, PIM and games played...ranked tied for fourth on the club in PIM and tied for seventh in hits (104)...scored three of his four goals in a five-game stretch (3-1=4) from Jan. 18-Feb. 6 and all four in a nine-game span (4-1=5) from Jan. 10-Feb. 6...established a career high in assists with his eighth of the season, Feb. 8 vs. CGY...posted a career-high three-game assist streak (0-3=3) from Dec. 2-6, matching his career high for points in consecutive games...appeared in his 100th career NHL game, Oct. 21 vs. DAL...missed five games due to injury, including Jan. 21-24 (swollen right hand) and Oct. 7-14 (offseason shoulder surgery)...**2010-11:** Appeared in his third NHL season with Anaheim, making his Stanley Cup Playoffs debut...appeared in all six CQF games vs. NSH, scoring his first career postseason goal in Game 3, Apr. 17 @ Bridgestone Arena...made his playoff debut in Game 1 of the CQF on Apr. 13 vs. NSH...appeared in 35 regular-season games with the Ducks, collecting 3-7=10 points...had a career-tying two-game assist streak (0-2=2), Jan. 18-20...matched a career high for points with his second career multi-point game (1-1=2), Jan. 7 vs. CBJ...appeared in 27 contests with Syracuse (AHL), scoring 11-13=24 points with 39 PIM...his .89 points-per-game ranked second on the club (min. 20 GP)...underwent successful surgery to repair a torn labrum in his left shoulder, May 4...the surgery was performed by Ducks

NHL HIGHLIGHTS

NHL Career Hat Tricks:

None

NHL Career Multiple-Point Games:

4 (1 multiple-goal, 0 multiple-assist)

NHL Career OT Goals:

None

NHL Career Highs:

Goals: 2, Apr. 9, 2010 @ STL (2-0=2)

Assists: 1, 30 times (last: Apr. 22, 2013 @ EDM)

Points: 2, three times (last: Apr. 7, 2013; 1-1=2)

PIM: 12, Jan. 25, 2013 vs. VAN

TOI: 22:18, Apr. 9, 2010 @ STL

Shots: 6, Dec. 31, 2009 @ DAL

Plus/Minus: +3, two times (last: Jan. 31, 2012 @ PHX)

Goal Streak: Three games, Jan. 5-9, 2010 (3-0=3)

Assist Streak: Three games, Dec. 2-6, 2011 (0-3=3)

Point Streak: Three games, four times (last: Feb. 15-18, 2013; 2-2=4)

Penalty Shots: None

First NHL Game:

In a 4-3 ANA loss, Jan. 9, 2009 vs. TB

First NHL Point:

An assist in a 4-3 ANA loss, Dec. 1, 2009 vs. LA

First NHL Goal:

A goal (Howard) in a 4-1 ANA win, Jan. 5, 2010 vs. DET

Milestones Achieved:

200th NHL game, Apr. 3, 2013 vs. DAL

Milestones Within Reach:

44 points to 100 NHL points

BELESKEY VS. THE NHL

Team	GP	G	A	Pts.	PIM
Anaheim	-	-	-	-	-
Boston	2	1	0	1	0
Buffalo	2	0	0	0	7
Calgary	11	1	2	3	11
Carolina	2	0	1	1	0
Chicago	10	0	1	1	7
Colorado	10	1	2	3	4
Columbus	12	1	2	3	14
Dallas	17	3	3	6	8
Detroit	12	2	1	3	13
Edmonton	11	1	2	3	4
Florida	1	0	0	0	0
Los Angeles	19	3	3	6	22
Minnesota	9	1	1	2	7
Montreal	3	0	0	0	0
Nashville	11	2	0	2	16
New Jersey	2	0	0	0	0
NY Islanders	2	1	0	1	2
NY Rangers	1	0	0	0	0
Ottawa	2	0	1	1	0
Philadelphia	3	0	2	2	8
Phoenix	16	3	2	5	13
Pittsburgh	1	0	1	1	0
San Jose	15	2	1	3	21
St. Louis	12	3	2	5	17
Tampa Bay	3	0	0	0	0
Toronto	3	0	1	1	2
Vancouver	12	1	1	2	16
Washington	2	0	0	0	7
Winnipeg	3	0	1	1	0
NHL Totals	209	26	30	56	199

Orthopedic Surgeon Dr. Orr Limpisvasti...**2009-10:** Appeared in 60 games for Anaheim in his rookie NHL season, collecting 11-7=18 points with 35 PIM...ranked tied for 10th among NHL rookies in goals, tied for third in GWG (3), seventh in hits (94) and 10th in shots (123)...among team leaders, finished sixth in goals and tied for fourth in GWG...recorded a pair of career-high three-game point streaks, including Mar. 19-23 (2-1=3) and Jan. 5-9 (3-0=3), which was also a personal-best goal streak and tied for the longest by a rookie in 2009-10...set single-game career highs in points (2-0=2), goals, plus/minus (+3) and TOI (22:18), Apr. 9 @ STL...earned 5-1=6 points in January, ranking tied for second among NHL rookies in goal scoring for the month...scored his first career NHL goal (Howard), Jan. 5 vs. DET...collected his first NHL point (assist), Dec. 1 vs. LA...made his season debut with the Ducks, Oct. 24 vs. CBJ...began the season in the AHL, scoring 2-5=7 points with a +5 rating and 21 PIM in 15 games with San Antonio and Toronto...**2008-09:** Made his professional debut with Iowa (AHL), scoring 11-24=35 points in 58 games...was

recalled by Anaheim, Jan. 9 and made his NHL debut that night vs. TB, earning a +1 rating in 13:53 TOI...was reassigned to Iowa on Jan. 15 for the remainder of the regular season...

Miscellaneous: Appeared in 258 career OHL games with Belleville from 2004-08, scoring 99-125=224 points with a +23 rating and 467 PIM...in 2007-08, led the club and finished third in the OHL in postseason scoring en route an OHL championship appearance...in 2006-07, helped lead Belleville to the East Division title in the Eastern Conference...was selected to the 2006 CHL Top Prospects Game in Ottawa.

PERSONAL:


He and fiancée Victoria Hall were engaged last summer...graduated from St. Josephs High School (Barrie, Ontario) in 2006...worked for a moving company as his first job...says Wendel Clark was his favorite player growing up...his favorite hockey moment was his first NHL goal vs. Detroit...enjoys playing golf and baseball in the offseason...spends his summers in Minesing, Ontario...went to Jamaica during the offseason...San Shi-Go in Newport Beach is his O.C. restaurant of choice...lists "Breaking Bad" and "Sons of Anarchy" as his two top television shows...Twitter handle is @Matt_Beleskey.



REGULAR SEASON

PLAYOFFS

Season	Team	League	GP	G	A	Pts.	PIM	+/-	GP	G	A	Pts.	PIM
2004-05	Belleville	OHL	68	10	13	23	118	-13	5	0	0	0	18
2005-06	Belleville	OHL	61	20	20	40	119	0	6	1	2	3	10
2006-07	Belleville	OHL	66	27	41	68	124	+4	15	4	10	14	18
2007-08	Belleville	OHL	62	41	49	90	106	+32	21	12	21	33	23
2008-09	Iowa	AHL	58	11	24	35	58	-7	-	-	-	-	-
	ANAHEIM	NHL	2	0	0	0	0	0	-	-	-	-	-
2009-10	San Antonio	AHL	12	1	4	5	19	+3	-	-	-	-	-
	ANAHEIM	NHL	60	11	7	18	35	-10	-	-	-	-	-
	Toronto	AHL	3	1	1	2	2	+2	-	-	-	-	-
2010-11	ANAHEIM	NHL	35	3	7	10	36	-10	6	1	0	1	0
	Syracuse	AHL	27	11	13	24	39	-3	-	-	-	-	-
2011-12	ANAHEIM	NHL	70	4	11	15	72	-2	-	-	-	-	-
2012-13	Coventry	England	26	12	21	33	39	-	-	-	-	-	-
	ANAHEIM	NHL	42	8	5	13	56	+2	7	2	1	3	2
NHL Totals			209	26	30	56	199	-20	13	3	1	4	2



NICK BONINO

13

SHOOTS: Left **HEIGHT:** 6-1 **WEIGHT:** 196 **AGE:** 25; turns 26 on April 20, 2014
BORN: April 20, 1988; Hartford, Connecticut **HOMETOWN:** Hartford, Connecticut
ACQUIRED: From San Jose with Timo Pielmeier in exchange for Kent Huskins and Travis Moen, Mar. 4, 2009
DRAFTED: By San Jose in the sixth round (173rd overall) of the 2007 NHL Entry Draft
2012-13 REAL TIME STATISTICS
 TOI/GM: 15:57 SHFT/GM: 13.5 FO% (FW/FL): 46.8 (138/157)

2012-13:

Appeared in his fourth NHL season with Anaheim, collecting 5-8=13 points with eight PIM...tied his career high in goals despite playing in only 27 games...had a season-high two assists in his first appearance since Mar. 8 vs. CGY, Apr. 21 @ EDM...was credited with a career-high six shots on net, Apr. 27 vs. PHX...missed 20 games with a lower-body injury, Mar. 12-Apr. 19...recorded a career-high 20:54 TOI, Mar. 2 @ PHX...scored his career-tying fifth goal of the season in a 5-1 victory, Feb. 27 vs. NSH...appeared in his 100th career NHL game, Feb. 18 vs. CBJ...had a career-best three-game point streak (1-2=3), Feb. 8-12...also had assists in two straight games (0-2=2) from Feb. 9-12 to tie his career high...scored his first career hat trick, the 39th in Ducks history while also becoming the 14th different player to score a hat trick in a Ducks uniform, Feb. 2 vs. LA...also recorded an assist for a career-high four-point night (3-1=4)...missed one game with flu-like symptoms, Mar. 10 vs. STL...played in Italy (second division) during the lockout, scoring 26-26=52 points with 14 PIM in 19 games with Neumarkt...**PLAYOFFS:** Appeared in all seven CQF games vs. DET, collecting 3-1=4 points with four PIM...co-led the team in goals and tied for fifth in scoring...had points in the first three games of the series (2-1=3), including his first career Stanley Cup Playoff point (goal) in Game 1 on Apr. 30 vs. DET.

CAREER:

Signed a two-year contract through 2014-15, July 13, 2012...signed a two-year entry-level contract, Mar. 21, 2010...**2011-12:** Appeared in his third NHL season with Anaheim, collecting 5-13=18 points with a +1 rating and eight PIM in 50 games...set career highs in goals, assists, points, PIM and games played...ranked third on the club in faceoff wins (195) and faceoff attempts (454), and fourth among Anaheim forwards in blocked shots (39)...set career highs in points (0-3=3) and plus/minus (+3), Mar. 19 @ SJ...notched his first career multi-point game with two assists (0-2=2), Jan. 18 vs. PHX...netted his second career NHL goal, Dec. 19 @ DAL...was originally recalled from Syracuse (AHL) on Oct. 31 and made his Anaheim season debut, Nov. 1 @ WSH...missed seven games due to injury, including two with a lower body injury (Mar. 10-12) and five with a hyperextended knee (Nov. 3-13)...began the season at Syracuse, scoring 6-16=22 points with two PIM in 19 games...had 1-8=9 points in his first four AHL games, including a professional career-best four assists in a 6-2 victory on Oct. 15 vs. Adirondack...**2010-11:** Appeared in his second NHL season with Anaheim, going scoreless with four PIM in 26 games...missed one game with a right foot bruise, Dec. 21 @ BUF...made his Stanley Cup Playoff

NHL HIGHLIGHTS

NHL Career Hat Tricks:

1, Feb. 2, 2013 vs. LA

NHL Career Multiple-Point Games:

5 (1 multiple-goal, 4 multiple-assist)

NHL Career OT Goals:

None

NHL Career Highs:

Goals: 3, Feb. 2, 2013 vs. LA

Assists: 3, Mar. 19, 2012 @ SJ

Points: 4, Feb. 2, 2012 vs. LA (3-1=4)

PIM: 4, Feb. 24, 2013 vs. COL

TOI: 20:54, Mar. 2, 2013 vs. PHX

Shots: 6, Apr. 27, 2013 vs. PHX

Plus/Minus: +3, two times (last: Mar. 19, 2012 @ SJ)

Goal Streak: None

Assist Streak: Two games, two times (last: Feb. 9-12, 2013; 0-2=2)

Point Streak: Three games, Feb. 8-12, 2013 (1-2=3)

Penalty Shots: None

First NHL Game:

In a 3-2 ANA win, Mar. 26, 2010 @ EDM

First NHL Point:

A goal in a 3-1 ANA win, Mar. 29, 2010 vs. DAL

First NHL Goal:

A goal (Lehtonen) in a 3-1 ANA win, Mar. 29, 2010 vs. DAL

Milestones Achieved:

100 NHL games, Feb. 18, 2013 vs. CBJ

Milestones Within Reach:

67 points to 100 NHL points

BONINO VS. THE NHL

Team	GP	G	A	Pts.	PIM
Anaheim	-	-	-	-	-
Boston	2	0	0	0	0
Buffalo	1	0	0	0	0
Calgary	7	0	0	0	0
Carolina	3	1	1	2	0
Chicago	5	0	2	2	0
Colorado	6	0	0	0	6
Columbus	4	0	0	0	0
Dallas	9	3	0	3	0
Detroit	4	0	0	0	0
Edmonton	9	0	4	4	4
Florida	2	0	0	0	0
Los Angeles	8	3	1	4	2
Minnesota	5	0	0	0	0
Montreal	-	-	-	-	-
Nashville	5	1	0	1	2
New Jersey	1	0	1	1	0
NY Islanders	3	0	0	0	0
NY Rangers	-	-	-	-	-
Ottawa	1	0	0	0	0
Philadelphia	1	0	0	0	0
Phoenix	9	0	6	6	4
Pittsburgh	2	0	0	0	0
San Jose	7	0	5	5	0
St. Louis	5	1	1	2	2
Tampa Bay	2	0	0	0	0
Toronto	-	-	-	-	-
Vancouver	8	2	1	3	6
Washington	2	0	0	0	0
Winnipeg	1	0	0	0	0
NHL Totals	112	11	22	33	26

debut in 2011, going scoreless with two PIM in four games... debuted in Game 2 of the CQF, Apr. 15 vs. NSH... appeared in 50 AHL games, collecting 12-33=45 points with a +10 rating and 32 PIM... led Syracuse in assists and points-per-game (.90), ranked fifth in scoring and tied for first in plus/minus... recorded a season-high six-game scoring streak (2-7=9), Oct. 16-30... **2009-10:** Appeared in his first NHL season with Anaheim in 2009-10, scoring 1-1=2 points with six PIM in nine games... earned his first NHL assist along with a career-high +2 rating in his season finale, Apr. 11 vs. EDM... scored his first NHL goal (Lehtonen), Mar. 29 vs. DAL... took the opening faceoff in his NHL debut, Mar. 26 @ EDM... **Miscellaneous:** Completed his junior season at Boston University in 2009-10, scoring a team-leading 11-27=38 points in 33 games... also led the Terriers in assists, shots (120) and plus/minus (+18)... ranked tied for 10th among Hockey East players in scoring... had a collegiate-high four assists, Jan. 16 vs. Merrimack and an assist on the game-winner in BU's 3-2 win over Boston College at the Sun Life Frozen Fenway, Jan. 8 at Fenway Park... also notched three assists to reach 100 career points as a Terrier in a 6-2 win over the University of Massachusetts, Jan. 29... was named to the Hockey East honor roll on four separate occasions in 2009-10 (Oct. 12, Nov. 30, Dec. 14 and Jan. 18)... won his first NCAA Championship with Boston University in 2008-09... helped the Terriers

capture the Frozen Four tournament by scoring the game-tying goal with 18 seconds remaining to force OT, Apr. 11 vs. Miami (Ohio)... finished second on the club with 18-32=50 points on the season... was one of only seven college hockey players in 2008-09 to register 50-or-more points... helped BU to the best record in Hockey East and claimed the top seed in the NCAA Tournament... was named the Reebok Hockey East Player of the Month for February, scoring 6-8=14 points with a +9 rating in nine games... at BU in 2007-08, led all Hockey East freshmen in goals.

PERSONAL:


Was engaged to his fiancée, Lauren, last summer... graduated from Avon Old Farms High School (Avon, CT) in 2007... has one sister, Ally... says Steve Yzerman was his favorite NHL player growing up... worked at a hockey camp for his first job... lists his favorite hockey moment as winning the National Championship at Boston University... cites Zac Brown Band and Luke Bryan as his favorite bands... enjoys dining at Mastro's Ocean Club in Newport Coast... resides in Connecticut during the summer months... Twitter handle is @NickBonino.



REGULAR SEASON

PLAYOFFS

Season	Team	League	GP	G	A	Pts.	PIM	+/-	GP	G	A	Pts.	PIM
2007-08	Boston Univ.	Hockey East	39	16	13	29	10	-	-	-	-	-	-
2008-09	Boston Univ.	Hockey East	44	18	32	50	30	-	-	-	-	-	-
2009-10	Boston Univ.	Hockey East	33	11	27	38	12	-	-	-	-	-	-
	ANAHEIM	NHL	9	1	1	2	6	0	-	-	-	-	-
2010-11	Syracuse	AHL	50	12	33	45	32	+10	-	-	-	-	-
	ANAHEIM	NHL	26	0	0	0	4	-3	4	0	0	0	2
2011-12	Syracuse	AHL	19	6	16	22	2	0	-	-	-	-	-
	ANAHEIM	NHL	50	5	13	18	8	+1	-	-	-	-	-
2012-13	Neumarkt	Italy-2	19	26	26	52	14	-	-	-	-	-	-
	ANAHEIM	NHL	27	5	8	13	8	-3	7	3	1	4	4
NHL Totals			112	11	22	33	26	-5	11	3	1	4	6



ANDREW COGLIANO

7

SHOOTS: Left **HEIGHT:** 5-10 **WEIGHT:** 181 **AGE:** 26; turns 27 on June 14, 2014
BORN: June 14, 1987; Toronto, Ontario **HOMETOWN:** Woodbridge, Ontario
ACQUIRED: From Edmonton in exchange for a second-round selection in the 2013 NHL Entry Draft, July 12, 2011
DRAFTED: By Edmonton in the first round (25th overall) of the 2005 NHL Entry Draft
2012-13 REAL TIME STATISTICS
 TOI/GM: 15:22 SHFT/GM: 21.6 FO% (FW/FL): 34.8% (32/60)

2012-13:

Appeared in his sixth NHL season, his second with Anaheim... collected 13-10=23 points with a career-high +14 rating in 48 games...ranked third on the club in goals (13) and tied for third in plus/minus...among league leaders, ranked tied for third in road plus/minus (+16)...his .48 points-per-game average was the second-highest of his career, while his .27 goals-per-game average was his best...was one of three Anaheim players to appear in all 48 regular season games...concluded the regular season with his Iron Man streak standing at 458 games, third on the active list behind STL's Jay Bouwmeester (636) and VAN's Henrik Sedin (629)...tied his career high with a three-game goal streak (3-0=3), Feb. 9-15...recorded his second career hat trick (3-0=3) and tied his career high (third time) with a +3 rating, Mar. 2 @ PHX...was one of two Ducks to record a SHG in 2012-13 (fourth career), Mar. 10 vs. STL...was named Anaheim's nominee for the Bill Masterton Memorial Trophy by the PHWA on Apr. 24...
PLAYOFFS: Made his Stanley Cup Playoff debut, earning an assist with four PIM in seven CQF games vs. DET...earned his first career postseason point (assist) in Game 4 of the CQF, May 6 @ DET...made his NHL postseason debut in Game 1 of the CQF, Apr. 30 vs. DET.

CAREER:

Signed a three-year contract with Anaheim through 2013-14, July

NHL HIGHLIGHTS

NHL Career Hat Tricks:

2, last: Mar. 2, 2013 @ PHX

NHL Career Multiple-Point Games:

38 (6 multiple-goal, 13 multiple-assist)

NHL Career OT Goals:

3, last: Mar. 11, 2008 vs. STL (4-3)

NHL Career Highs:

Goals: 3, two times (last: Mar. 2, 2013 @ PHX)

Assists: 3, Jan. 18, 2009 w/EDM vs. PHX

Points: 3, three times (last: Mar. 2, 2013 @ PHX; 3-0=3)

PIM: 17, Nov. 19, 2010 w/EDM vs. PHX

TOI: 23:47, Apr. 8, 2011 w/EDM vs. MIN

Shots: 6, two times (last: Jan. 31, 2012 @ PHX)

Plus/Minus: +3, four times (last: Mar. 2, 2013 @ PHX)

Goal Streak: Three games, two times (last: Feb. 9-15, 2013; 4-0=4)

Assist Streak: Three games, two times (last: Feb. 26-Mar. 2, 2008; 2-3=5)

Point Streak: Four games, three times (last: Nov. 17-25, 2011; 3-2=5)

Penalty Shots: 0-for-2 (last: Mar. 6, 2013 vs. PHX; no goal vs. LaBarbera)

First NHL Game:

In a 3-2 EDM win, Oct. 4, 2007 vs. SJ

First NHL Point:

An assist in a 3-2 EDM win, Oct. 4, 2007 vs. SJ

First NHL Goal:

A goal (Hasek) in a 4-2 EDM loss, Oct. 8, 2007 @ DET

Milestones Achieved:

400th NHL game, Mar. 16, 2012 vs. LA

100th appearance as a Duck, Feb. 27, 2013 vs. NSH

100th NHL assist, Feb. 17, 2012 @ NJ

100th NHL point, Mar. 13, 2010 @ TOR

Milestones Within Reach:

5 points to 200 NHL points

17 goals to 100 NHL goals

42 appearances to 500 NHL games

70 appearances to 200 as a Duck

19, 2011...has appeared in every regular season contest since his debut in 2007-08...**2011-12:** Appeared in his fifth NHL season, his first with Anaheim...scored 13-13=26 points with 15 PIM in 82 games, one of six Anaheim players to appear in all 82 contests...had his highest goal-output (13) since the 2008-09 season (18)...recorded his first career hat trick with a career-tying +3 rating, Jan. 31 @ PHX...scored all three goals in a span of 6:51 of the second period, representing the second-fastest hat trick scored in club history...marked the fourth time in franchise history a Ducks player scored three goals in a single period...appeared in his 400th NHL game, Mar. 16 vs. LA...recorded his 100th career assist, Feb. 17 @ NJ...posted a career-tying four-game point streak (3-2=5), Nov. 17-25...collected his first assist and second point as a Duck, Oct. 25 @ CHI...earned his first goal as a Duck in Anaheim's 2-1 win, Oct. 8 vs. NYR (Stockholm)...made his Anaheim debut at the 2011 NHL Premiere in Helsinki, Finland, Oct. 7 @ BUF...**2010-11:** Appeared in his fourth NHL season with Edmonton, recording 11-24=35 points with 64 PIM in 82 games...was the only Oiler to appear in all 82 contests, stretching his Iron Man streak to 328 games...among team leaders, ranked first in faceoff wins (461) and shorthanded points (3)...also ranked fifth in assists and third in GWG (3)...logged a career-high 23:47 TOI, Apr. 8 vs. MIN...appeared in his 300th career NHL game, Feb. 9 vs. CHI...recorded a career-high 17 PIM, Nov. 19 vs.

COGLIANO VS. THE NHL

Team	GP	G	A	Pts.	PIM
Anaheim	16	3	4	7	0
Boston	4	0	0	0	5
Buffalo	5	0	0	0	2
Calgary	33	3	10	13	15
Carolina	6	1	3	4	2
Chicago	23	8	3	11	12
Colorado	33	6	11	17	4
Columbus	23	7	5	12	13
Dallas	27	5	5	10	0
Detroit	23	5	4	9	12
Edmonton	7	1	0	1	2
Florida	5	0	0	0	4
Los Angeles	26	6	4	10	8
Minnesota	33	3	5	8	14
Montreal	7	3	2	5	2
Nashville	23	5	5	10	0
New Jersey	5	0	2	2	2
NY Islanders	5	1	3	4	0
NY Rangers	6	1	0	1	6
Ottawa	7	2	1	3	4
Philadelphia	5	1	1	2	0
Phoenix	26	7	13	20	23
Pittsburgh	5	1	1	2	0
San Jose	27	2	6	8	6
St. Louis	23	4	3	7	2
Tampa Bay	5	2	3	5	0
Toronto	7	1	2	3	8
Vancouver	33	4	14	18	12
Washington	5	1	0	1	0
Winnipeg	5	0	2	2	0
NHL Totals	458	83	112	195	158

PHX...**2009-10:** Appeared in all 82 games (one of three Oilers to do so), collecting 10-18=28 points with 31 PIM...had five multi-point games...recorded 15 of his 28 points (5-10=15, 21 games) in the last two months of the season (Mar. 2-Apr. 11)...appeared in his 200th career NHL game, Dec. 21 vs. STL...scored 1-1=2 points, including the 100th point of his career (assist), Mar. 13 @ TOR...**2008-09:** Appeared in all 82 games for his second consecutive year while collecting 18-20=38 points with 22 PIM...played his 100th career NHL game, Nov. 17 @ DET...had back-to-back multiple-point games, scoring 1-1=2 in each contest: Dec. 3 vs. DAL and Dec. 5 @ LA...matched his career high with three assists (0-3=3), Jan. 18 vs. PHX...won the Fastest Skater competition at the NHL SuperSkills (Jan. 24 in Montreal) in 14.31 seconds...scored his 18th goal of the season to tie his single-season career high set as a rookie, Mar. 31 vs. ANA...**2007-08:** Scored 18-27=45 points with 20 PIM in his rookie season...was co-winner of the Top First Year Oiler Award with Sam Gagner...finished fifth on the Oilers scoring list and was sixth among NHL rookies...led all NHL rookies in SHG (2), shorthanded points (3) and shooting percentage (18.4)...also ranked sixth in points (45), fourth in goals (18) and eighth in assists (27)...became the first player in NHL history to score the GWG in OT in three consecutive games, netting the deciding goal in Edmonton's 2-1 OT win, Mar. 7 @ CBJ; a 6-5 OT win, Mar. 9 @ CHI; and a

4-3 OT win, Mar. 11 vs. STL...with his three OT goals, tied the NHL record for most OT goals in a season by an NHL rookie...led the Oilers in GWG with five, three coming in overtime...made his NHL debut in the season opener, Oct. 4 vs. SJ, scoring his first career NHL point with an assist...scored his first career goal, Oct. 8 vs. DET (Hasek)...signed a three-year entry-level contract, May 2, 2007...**Miscellaneous:** Represented Canada at the 2006 and 2007 IIHF World Junior Championships, capturing the gold medal at both events...played two seasons with the University of Michigan (CCHA) from 2005-07...scored 36-42=78 points with 50 PIM in 77 games with the Wolverines...ranked eighth in NCAA in points and seventh in goals...named to CCHA All-Rookie team in 2005-06 and was All-CCHA honorable mention in 2006-07.

PERSONAL:


Spends the offseason in his hometown of Woodbridge, Ontario...resides in Newport Beach during the hockey season...his older brother, Matthew, is a teacher in his hometown of Woodbridge...lists his greatest hockey accomplishments as representing his country and winning two World Junior Championships...says Joe Sakic was his favorite player growing up...says City and Colour, The Lumineers, Bob Dylan, Fleetwood Mac and Needtobreathe as his favorite artists...lists The Cannery in Newport Beach as his favorite local restaurant...his favorite shows are "Sons of Anarchy," "Homeland" and "Suits."



REGULAR SEASON

PLAYOFFS

Season	Team	League	GP	G	A	Pts.	PIM	+/-	GP	G	A	Pts.	PIM
2005-06	U. of Michigan	CCHA	39	12	16	28	38	-	-	-	-	-	-
2006-07	U. of Michigan	CCHA	38	24	26	50	12	-	-	-	-	-	-
2007-08	EDMONTON	NHL	82	18	27	45	20	+1	-	-	-	-	-
2008-09	EDMONTON	NHL	82	18	20	38	22	-6	-	-	-	-	-
2009-10	EDMONTON	NHL	82	10	18	28	31	-5	-	-	-	-	-
2010-11	EDMONTON	NHL	82	11	24	35	64	-12	-	-	-	-	-
2011-12	ANAHEIM	NHL	82	13	13	26	15	-4	-	-	-	-	-
2012-13	Klagenfurt AC	Austria	7	2	4	6	2	-	-	-	-	-	-
	ANAHEIM	NHL	48	13	10	23	6	+14	7	0	1	1	4
NHL Totals			458	83	112	195	158	-12	7	0	1	1	4
Anaheim Totals			130	26	23	49	21	+10	7	0	1	1	4



SHOOTS: Left **HEIGHT:** 6-1 **WEIGHT:** 206 **AGE:** 21; turns 22 on June 16, 2014
BORN: June 16, 1992; Long Beach, California **HOMETOWN:** Long Beach, California
DRAFTED: By Anaheim in the first round (29th overall) of the 2010 NHL Entry Draft
2012-13 REAL TIME STATISTICS

TOI/GM: 11:27

SHFT/GM: 15.7

FO% (FW/FL): 40.0 (2/3)

2012-13:

Appeared in his first NHL season with Anaheim, scoring 3-7=10 points with a +7 rating and nine PIM in 38 games...made his NHL debut at 20 years, 7 months and 13 days on Jan. 29 @ SJ...became the 13th born-and-trained Southern California player to appear in an NHL contest (ninth player since 2005-06)...netted his first career NHL goal in his second career multi-point game (1-1=2), Mar. 18 vs. SJ...in his third career NHL game, scored his first two points (0-2=2), Feb. 2 vs. LA...scored 13 goals in 45 games at Norfolk (AHL)...was named to the AHL Eastern Conference All-Star team on Jan. 23 but did not participate in the game due to his Anaheim recall...

PLAYOFFS: Added 3-2=5 points in seven Stanley Cup Playoff games, co-leading the club in goals and ranking tied for third in scoring...finished the CQF series on a two-game scoring/goal streak (2-1=3), May 10-12...at 20 years, 10 months and 18 days, was the third-youngest Duck to score in the postseason with his first career Stanley Cup Playoff goal in Game 3 of the CQF, May 4 @ DET...made his Stanley Cup Playoff debut in Game 1 of the CQF, Apr. 30 vs. DET.

CAREER:

Is the highest drafted Southern California born-and-trained player in Ducks history and third highest in NHL history...signed a three-year entry-level contract with Anaheim, May 19, 2011...**2011-12:** Appeared in his third WHL season with Medicine Hat in 2011-12, scoring 61-46=107 points with a +29 rating in 65 games...led the Canadian Hockey League (WHL, OHL, QMJHL) in goals and SHG (10), and co-led the CHL in GWG (11)...ranked seventh in the WHL in scoring and was tied for sixth among league leaders in PPG (17)...led Medicine Hat in goals, assists, points, plus/minus (+29) and SHG, and co-led in PPG...scored his 59th and 60th goals of the season on Mar. 10 @ Lethbridge, becoming the first WHL player to score 60 goals in a season since 2000-01, when Swift Current's Layne Ulmer scored 63 in 68 games...scored his 50th and 51st goals in his 50th game on Feb. 12 vs. Brandon, becoming the first player to score 50 in his first 50 games-or-less since Ulmer scored 50 in 47 in 2000-01...had a career-high 11-game goal-scoring streak (16-2=18) from Dec. 10-Jan. 27, the WHL's longest

NHL HIGHLIGHTS**NHL Career Hat Tricks:**

None

NHL Career Multiple-Point Games:

2 (0 multiple-goal, 1 multiple-assist)

NHL Career OT Goals:

None

NHL Career Highs:**Goals:** 1, three times (last: Mar. 31, 2013 @ CBJ)**Assists:** 2, Feb. 2, 2013 vs. LA**Points:** 2, two times (last: Mar. 18, 2013 vs. SJ; 1-1=2)**PIM:** 5, Apr. 5, 2013 vs. DAL**TOI:** 17:02, Apr. 3, 2013 vs. DAL**Shots:** 4, three times (last: Apr. 25, 2013 @ VAN)**Plus/Minus:** +2, Mar. 18, 2013 vs. SJ**Goal Streak:** None**Assist Streak:** Two games, Mar. 8-10, 2013 (0-2=2)**Point Streak:** Two games, Mar. 8-10, 2013 (0-2=2)**Penalty Shots:** None**First NHL Game:**

In a 3-2 ANA loss, Jan. 29, 2013 @ SJ

First NHL Point:

An assist in a 7-4 ANA win, Feb. 2, 2013 vs. LA

First NHL Goal:

A goal (Niemi) in a 5-3 ANA win, Mar. 18, 2013 vs. SJ

Milestones Within Reach:

62 appearances to 100 NHL games

ETEM VS. THE NHL


Team	GP	G	A	Pts.	PIM
Anaheim	-	-	-	-	-
Boston	-	-	-	-	-
Buffalo	-	-	-	-	-
Calgary	2	0	1	1	2
Carolina	-	-	-	-	-
Chicago	3	0	0	0	0
Colorado	2	0	0	0	0
Columbus	2	1	0	1	0
Dallas	5	0	0	0	5
Detroit	2	0	0	0	0
Edmonton	3	0	1	1	0
Florida	-	-	-	-	-
Los Angeles	3	0	2	2	0
Minnesota	3	0	0	0	0
Montreal	-	-	-	-	-
Nashville	1	0	1	1	0
New Jersey	-	-	-	-	-
NY Islanders	-	-	-	-	-
NY Rangers	-	-	-	-	-
Ottawa	-	-	-	-	-
Philadelphia	-	-	-	-	-
Phoenix	3	0	0	0	0
Pittsburgh	-	-	-	-	-
San Jose	5	2	1	3	0
St. Louis	3	0	1	1	2
Tampa Bay	-	-	-	-	-
Toronto	-	-	-	-	-
Vancouver	1	0	0	0	0
Washington	-	-	-	-	-
Winnipeg	-	-	-	-	-
NHL Totals	38	3	7	10	9

goal-scoring streak since 2003-04...his 10 SHG were the most by any WHL player since Pavel Brendl (Calgary) scored 10 in 1998-99...had a career-high 19-game point streak (23-9=32), Dec. 10-Feb. 15...also had a 17-game point streak (23-16=39), Sept. 28-Nov. 5...added 7-6=13 points with 13 PIM in seven WHL Playoff games...was assigned to Syracuse on Apr. 12 following Medicine Hat's elimination from the WHL playoffs...made his professional debut on Apr. 15 vs. Connecticut and scored his first career goal the following night @ Albany...added two goals (2-0=2) in four Calder Cup Playoff games...**2010-11:** Appeared in his second WHL season with Medicine Hat in 2010-11, collecting 45-35=80 points with a +41 rating and 24 PIM in 65 games...finished tied for fifth among WHL leaders in goals and tied for eighth in plus/minus...also led the WHL in SHG (9) and tied for 12th in PPG (15)...in 15 WHL Playoff games, scored 10-11=21 points to finish 10th among league leaders...**2009-10:** Made his WHL debut with Medicine Hat in 2009-10, scoring 37-28=65 points with a +8 rating in 72 games...led all WHL rookies in goals and finished fourth in rookie scoring...was named Medicine Hat's Rookie of the Year for 2009-10...added

7-3=10 points in 12 WHL playoff games, leading the club in goals and points...**Miscellaneous:** Has represented Team USA at the 2012 IIHF World Junior Championship in Calgary and Edmonton and the 2011 World Juniors in Buffalo, NY...scored 0-4=4 points in six games in 2012 and one goal in six games to help his country to a bronze medal in 2011...appeared in 50 contests in 2008-09 for the U.S. National Team Development Program U-17 team...scored 23-22=45 points with 28 PIM.

PERSONAL:

Attended Shattuck-St. Mary's Prep School in Faribault, MN...the school has produced young NHL stars like Sidney Crosby, Jonathan Toews, Zach Parise and Jack Johnson...his favorite player growing up was Pavel Bure...lists being drafted by the Ducks and playing in his first NHL game as his top two hockey memories...started playing roller hockey at the age of three before switching to ice hockey three years later...played minor hockey at the Los Angeles Hockey Club in California...spent most of his summer in Long Beach and Venice Beach surfing and going to concerts...Twitter handle is @tweetem_up.



REGULAR SEASON

PLAYOFFS

Season	Team	League	GP	G	A	Pts.	PIM	+/-	GP	G	A	Pts.	PIM
2009-10	Medicine Hat	WHL	72	37	28	65	26	+8	12	7	3	10	0
2010-11	Medicine Hat	WHL	65	45	35	80	24	+41	15	10	11	21	7
2011-12	Medicine Hat	WHL	65	61	46	107	34	+29	7	7	6	13	13
2012-13	Syracuse	AHL	2	1	0	1	2	+1	4	2	0	2	0
	Norfolk	AHL	45	13	3	16	12	-1	7	3	2	5	2
	ANAHEIM	NHL	38	3	7	10	9	+7	7	3	2	5	2
NHL Totals			38	3	7	10	9	+7	7	3	2	5	2
AHL Totals			47	14	3	17	14	0	4	2	0	2	0



VIKTOR FASTH

30

CATCHES: Left **HEIGHT:** 6-0 **WEIGHT:** 185 **AGE:** 31; turns 32 on August 8, 2014
BORN: Aug. 8, 1982; Kalix, Sweden **HOMETOWN:** Kalix, Sweden
ACQUIRED: Signed as a free agent, May 21, 2012
DRAFTED: Not drafted

2012-13:

Made his North American and NHL debut with Anaheim, posting a 15-6-2 record with four shutouts, a 2.18 GAA and .921 SV%...became the third NHL goaltender all-time to win his first eight-or-more career decisions, joining OTT's Ray Emery (NHL record 9-0-0 from 2003-05, 12 games) and PHI's Bob Froese (8-0-0 in 1983)...was the first goalie to start a season 8-0-0 since Tim Thomas of Boston in 2010...the eight-game winning streak was the longest in the NHL since a nine-game streak by PIT's Marc-Andre Fleury from Feb. 21-Mar. 17, 2012...was also the first goaltender to win his first four NHL appearances since SJ's Nolan Schaefer won his first five games from Oct. 26-Nov. 4, 2005...was the first goaltender in club history to win his first eight decisions as a Duck...completed the season ranked 12th in the NHL in GAA, 13th in SV%, and tied for sixth in shutouts...was named the NHL's Second Star of the Week for Feb. 11-17, going 3-0-0 with a 1.89 GAA and .935 SV%...secured his fourth shutout of the season by stopping all 24 shots faced, Apr. 22 @ EDM...allowed two-or-fewer goals in 14 of his 25 starts...made 26 saves for the third shutout of his career, Apr. 1 @ DAL...picked up his first career shutout in a 3-0 win (31 saves), Feb. 6 @ COL...earned the win in his NHL debut, stopping 19-of-21 shots and all three shootout attempts for a 3-2 victory, Jan. 26 vs. NSH...went 5-1 in shootouts, stopping 13-of-20 shots

(.650 SV%)...competed in three contests with Norfolk from Jan. 15-19...earned his first North American win on Jan. 18 vs. St. John's, stopping 20-of-22 shots and all five shootout attempts for a 3-2 victory.

CAREER:

Signed a two-year contract extension through 2014-15, Feb. 20, 2013...**2011-12:** Was named the Swedish Elite League's "Goaltender of the Year" (Honken Trophy) after compiling a league-low 2.12 GAA and .934 SV%, including five shutouts in 46 contests...also ranked second in shutouts and saves (1,290), as well as third in SV% and wins (19)...in 12 postseason appearances with AIK, posted a 2.79 GAA and .921 SV%, helping the club advance to the semifinals...at the 2012 IIHF World Championship in Helsinki and Stockholm, appeared in six contests for Team Sweden, posting a 2.34 GAA and .902 SV% with a 4-2 record...led Sweden to the quarterfinals of the tournament before being eliminated by the Czech Republic...became the first goalie since Henrik Lundqvist (Vastra Fralunda, 2002-05) to win the Honken Trophy in consecutive seasons...**2010-11:** Won his first of two consecutive Honken Trophies as the Swedish Elite League's Goaltender of the Year...in addition, was named the SEL Player of the Year (Golden Puck Award) and was a member of the 2010-11 SEL All-Star team...in 42 contests,

NHL HIGHLIGHTS

Saves:

35, Apr. 7, 2013 vs. LA

Shots Faced:

38, two times (last: Apr. 7, 2013 vs. LA; 35-38)

Goals Against:

5, Feb. 9, 2013 @ STL

Winning Streak:

8, Jan. 26-Feb. 16, 2013

Losing Streak:

2, two times (last: Apr. 13-17, 2013)

Shutout Sequence:

112:43, Mar. 25-Apr. 3, 2013 (spanning three games)

Consecutive Games Played:

7, Feb. 4-16, 2013

Consecutive Starts:

4, two times (last: Apr. 1-7, 2013)

Penalty Shots:

Stopped 1-of-1 (Feb. 25, 2013 @ LA, Brown)

Career Shootout Statistics:

5-1 (13-for-20, 65.0%)

First NHL Game:

In a 3-2 ANA shootout win, Jan. 26, 2013 vs. NSH

First NHL Win:

In a 3-2 ANA shootout win, Jan. 26, 2013 vs. NSH

First NHL Shutout:

In a 3-0 ANA win, Feb. 6, 2013 @ COL


FASTH VS. THE NHL

Team	GP	MIN	W-L-OT	SO	GA	GAA
Anaheim	-	-	-	-	-	-
Boston	-	-	-	-	-	-
Buffalo	-	-	-	-	-	-
Calgary	1	60	1-0-0	0	1	1.00
Carolina	-	-	-	-	-	-
Chicago	1	65	1-0-0	0	2	1.85
Colorado	2	80	1-0-0	1	0	1.00
Columbus	1	62	0-0-1	0	3	2.90
Dallas	4	219	2-1-0	1	6	1.64
Detroit	2	83	1-1-0	0	5	3.61
Edmonton	1	60	1-0-0	1	0	0.00
Florida	-	-	-	-	-	-
Los Angeles	3	183	1-2-0	0	9	2.97
Minnesota	1	60	1-0-0	0	1	1.00
Montreal	-	-	-	-	-	-
Nashville	3	190	3-0-0	0	5	1.58
New Jersey	-	-	-	-	-	-
NY Islanders	-	-	-	-	-	-
NY Rangers	-	-	-	-	-	-
Ottawa	-	-	-	-	-	-
Philadelphia	-	-	-	-	-	-
Phoenix	2	123	0-1-1	0	8	3.90
Pittsburgh	-	-	-	-	-	-
San Jose	3	179	2-1-0	0	8	2.68
St. Louis	1	65	1-0-0	0	5	4.62
Tampa Bay	-	-	-	-	-	-
Toronto	-	-	-	-	-	-
Vancouver	-	-	-	-	-	-
Washington	-	-	-	-	-	-
Winnipeg	-	-	-	-	-	-
NHL Totals	25	1428	15-6-2	4	52	2.18


posted a 2.26 GAA and .924 SV%, including two shutouts... in the postseason, recorded a 1.78 and a .945 SV%, third-best in the SEL...on the international scale, backstopped Sweden to an IIHF World Championship silver medal...went 6-1 with a tournament-best .946 SV%...was named the tournament's MVP and top goaltender...signed a one-year contract with AIK on May 3, 2010 and signed a one-year extension, Feb. 29, 2011...**2009-10:** In his third season at the Allsvenskan level (Sweden's second division), compiled a 2.15 GAA and league-best .930 SV% in 23 contests for the Vaxjo Lakers... signed a two-year contract extension with the club on Apr. 3, 2008.

PERSONAL:

Grew up in Vänersborg, Sweden...he and wife, Linda, have a daughter, Signe (2)...his favorite hockey memory was his NHL debut with Anaheim...his favorite players growing up were Patrick Roy and Arturs Irbe...his family spend their summers in Sweden...worked as a high school teacher while playing in the lower divisions of Swedish hockey.

**REGULAR SEASON****PLAYOFFS**

Season	Team	League	GP	MIN	GA	SO	GAA	SV%	W-L-OT	GP	MIN	GA	SO	GAA	W-L
2007-08	Vaxjo	Sweden-2	30	-	-	-	2.25	.926	-	3	-	-	-	3.72	-
2008-09	Vaxjo	Sweden-2	9	-	-	-	3.04	.921	-	-	-	-	-	-	-
2009-10	Vaxjo	Sweden-2	23	-	-	-	2.15	.930	-	6	-	-	-	3.13	-
2010-11	AIK	Sweden	42	2473	93	2	2.26	.925	22-12-8	8	472	14	1	1.78	4-4
2011-12	AIK	Sweden	46	2683	95	5	2.12	.934	23-16-6	12	752	35	1	2.79	7-5
2012-13	ANAHEIM	NHL	25	1428	52	4	2.18	.921	15-6-2	-	-	-	-	-	-
	Norfolk	AHL	3	183	6	0	1.96	.914	1-2-0	-	-	-	-	-	-
NHL Totals			25	1428	52	4	2.18	.921	15-6-2	-	-	-	-	-	-



MARK FISTRIC

28

SHOOTS: Left **HEIGHT:** 6-2 **WEIGHT:** 230 **AGE:** 27; turns 28 on June 1, 2014
BORN: June 1, 1986; Edmonton, Alberta **HOMETOWN:** Edmonton, Alberta
ACQUIRED: Signed as a free agent, August 20, 2013
DRAFTED: By Dallas in the first round (28th overall) of the 2004 NHL Entry Draft **2012-13 REAL TIME STATISTICS**

TOI/GM: 15:20 **SHFT/GM:** 20.6 **FO% (FW/FL):** 0.0 (0/0)

2012-13:

Appeared in his sixth NHL season, his first with Edmonton... was traded from Dallas to Edmonton for a third-round selection in the 2013 NHL Entry Draft, Jan. 14... earned 0-6=6 points with a +6 rating and 32 PIM in 25 games... ranked third on Edmonton in plus/minus (+6) and hits (88), and fifth in PIM and blocked shots (53)... tied his career high in both points and assists with his second career multi-point/assist game (0-2=2), Apr. 27 vs. VAN... logged a season-high 21:15 TOI, Feb. 23 vs. PHX.

CAREER:

Signed by Anaheim to a one-year contract through 2013-14, Aug. 20, 2013... **2011-12:** Appeared in his fifth NHL season with Dallas... earned 0-2=2 points with 41 PIM in 60 games... played in his 200th NHL game, Oct. 10 vs. PHX... **2010-11:** Appeared in his fourth NHL season with Dallas... earned 2-3=5 points with 44 PIM in 57 games... scored goals in back to back games, Dec. 28 vs. NSH and Dec. 29 vs. DET... **2009-10:** Appeared in his third NHL season with Dallas... earned 1-9=10 points with a +27 rating and 69 PIM in 67 games... scored his first career NHL goal, Oct. 22 vs. LA... recorded career highs in points, assists, plus/minus (+27) and PIM (69)...

notched a career-high 15 PIM, Jan. 27 vs. CGY... earned two separate career high two-game point streaks, Jan. 6-Jan. 8 and Jan. 27-Jan. 29... **2008-09:** Appeared in his second season with Dallas... earned 0-4=4 points with 42 PIM in 36 games... notched a career-high six shots, Feb. 26 vs. STL... recorded a career-high 24:53 TOI, Apr. 10 vs. ANA... **2007-08:** Appeared in his first NHL season with Dallas... made it into the Conference Finals with the Stars, going scoreless in nine games before the team lost in six games to DET... scored his first career NHL point (assist) in his fourth game, Jan. 2 vs. DET... recorded a career-high +3 rating, Jan. 17 vs. SJ... made his NHL debut, Dec. 23 vs. MTL... **2006-07:** Made his professional debut with Iowa (AHL), scoring 2-22=24 points with a +3 rating and 83 PIM in 80 games... reached the second round of the AHL playoffs, going scoreless in 12 games... **Miscellaneous:** Played five seasons with the Vancouver Giants (WHL) from 2001-06, earning 11-47=58 points with a +2 rating and 453 PIM in 214 games... his best season was 2005-06 when he had 7-22=29 points with a +30 rating and 148 PIM... made the WHL playoffs four times with Vancouver, recording 2-12=14 points with an even rating and 86 PIM

NHL HIGHLIGHTS

NHL Career Hat Tricks:

None

NHL Career Multiple-Point Games:

2 (0 multiple-goal, 2 multiple-assist)

NHL Career OT Goals:

None

NHL Career Highs:

Goals: 1, three times (last: Dec. 29, 2010 w/DAL vs. DET)

Assists: 2, two times (last: Apr. 27, 2013 w/EDM vs. VAN)

Points: 2, two times (last: Apr. 27, 2013 w/EDM vs. VAN; 0-2=2)

PIM: 14, Feb. 19, 2009 w/DAL vs. EDM

TOI: 24:53, Apr. 10, 2009 w/DAL @ ANA

Shots: 6, Feb. 26, 2009 w/DAL vs. STL

Plus/Minus: +3, three times (last: Mar. 31, 2010 w/DAL vs. EDM)

Goal Streak: Two games, Dec. 28-29, 2010 (2-0=2)

Assist Streak: Two games, two times (last: Dec. 27-29, 2010; 0-2=2)

Point Streak: Two games, three times (last: Dec. 28-29, 2010; 2-0=2)

Penalty Shots: None

First NHL Game:

In a 4-1 DAL win, Dec. 23, 2007 vs. MTL

First NHL Point:

An assist in a 4-1 DAL loss, Jan. 2, 2008 @ DET

First NHL Goal:

A goal (Quick) in a 5-4 DAL OT loss, Oct. 22, 2009 @ LA

Milestones Achieved:

200th NHL game, Oct. 10, 2011 w/DAL vs. PHX

Milestones Within Reach:

18 appearances to 300 NHL games


FISTRIC VS. THE NHL

Team	GP	G	A	Pts.	PIM
Anaheim	24	0	0	0	12
Boston	3	0	0	0	0
Buffalo	4	0	0	0	2
Calgary	13	0	1	1	27
Carolina	4	0	0	0	6
Chicago	13	0	2	2	10
Colorado	15	0	6	6	6
Columbus	11	0	1	1	2
Dallas	2	0	0	0	6
Detroit	14	1	2	3	2
Edmonton	13	0	0	0	28
Florida	3	0	0	0	2
Los Angeles	20	1	2	3	17
Minnesota	17	0	1	1	17
Montreal	4	0	1	1	2
Nashville	15	1	0	1	17
New Jersey	5	0	1	1	0
NY Islanders	4	0	1	1	4
NY Rangers	3	0	1	1	0
Ottawa	2	0	0	0	4
Philadelphia	4	0	0	0	9
Phoenix	19	0	0	0	6
Pittsburgh	4	0	0	0	2
San Jose	22	0	3	3	24
St. Louis	16	0	0	0	16
Tampa Bay	3	0	0	0	4
Toronto	3	0	0	0	0
Vancouver	16	0	3	3	25
Washington	3	0	0	0	0
Winnipeg	3	0	1	1	2
NHL Totals	282	3	26	29	252

in 44 games...won the WHL championship with Vancouver in 2005-06...appeared in five games of the Memorial Cup, going scoreless with 22 PIM.

PERSONAL:

Mark and his wife, Geena, have a son (Myles, 1) and expect their second child in March...enjoys playing golf, watching movies and playing video games...grew up in Edmonton, Alberta...his favorite player growing up was Scott Stevens...his best hockey moment was winning the WHL championship and playing in the Memorial Cup...Twitter handle is @Fistic45.



REGULAR SEASON										PLAYOFFS					
Season	Team	League	GP	G	A	Pts.	PIM	+/-		GP	G	A	Pts.	PIM	
2000-01	Vancouver	WHL	4	0	1	1	0	-1		-	-	-	-	-	
2001-02	Vancouver	WHL	63	2	7	9	81	-26		4	0	0	0	8	
2002-03	Vancouver	WHL	72	1	11	12	192	-8		11	0	2	2	10	
2003-04	Vancouver	WHL	72	1	11	12	192	-8		11	0	2	2	10	
2004-05	Vancouver	WHL	15	1	5	6	32	+7		6	1	1	2	16	
2005-06	Vancouver	WHL	60	7	22	29	148	+30		18	1	9	10	30	
2006-07	Iowa	AHL	80	2	22	24	83	+3		12	0	0	0	16	
2007-08	Iowa	AHL	30	1	4	5	48	-9		-	-	-	-	-	
	DALLAS	NHL	37	0	2	2	24	+3		9	0	0	0	6	
2008-09	DALLAS	NHL	36	0	4	4	42	-1		-	-	-	-	-	
	Manitoba	AHL	35	0	8	8	26	+12		22	2	5	7	26	
2009-10	DALLAS	NHL	67	1	9	10	69	+27		-	-	-	-	-	
2010-11	DALLAS	NHL	57	2	3	5	44	-10		-	-	-	-	-	
	Texas	AHL	3	0	0	0	2	-1		-	-	-	-	-	
2011-12	DALLAS	NHL	60	0	2	2	41	-3		-	-	-	-	-	
2012-13	EDMONTON	NHL	25	0	6	6	32	+6		-	-	-	-	-	
NHL Totals			282	3	26	29	252	+22		9	0	0	0	6	



CAM FOWLER

4

SHOOTS: Left **HEIGHT:** 6-1 **WEIGHT:** 207 **AGE:** 21; turns 22 on December 5, 2013
BORN: December 5, 1991; Windsor, Ontario **HOMETOWN:** Farmington Hills, Michigan
DRAFTED: By Anaheim in the first round (12th overall) of the 2010 NHL Entry Draft
2012-13 REAL TIME STATISTICS

TOI/GM: 20:26

SHFT/GM: 22.4

F0% (FW/FL): 0.0% (0/0)

2012-13:

Appeared in his third NHL season with Anaheim, scoring 1-10=11 points in 37 games...ranked third on the team in TOI (20:26) and third among defensemen in scoring...finished with 41 blocked shots and 19 hits...scored his first goal of the season on the power play in a 3-1 victory, Apr. 21 @ EDM...made his season debut on Jan. 21 @ CGY after being scratched with flu-like symptoms on Opening Night, Jan. 19 @ VAN...missed two games with an upper-body injury from Apr. 13-17 and eight games with an upper-body injury from Feb. 4-18...played in the Swedish second division (Allsvenskan) during the lockout, scoring 2-5=7 points with 14 PIM in 13 games with Sodertälje...**PLAYOFFS:** Appeared in all seven of Anaheim's CQF contests vs. Detroit, scoring 0-3=3 points with a +3 rating...logged a playoff career-high 26:36 TOI in Game 7 of the CQF, May 12 vs. DET.

CAREER:

Signed a five-year contract extension through 2017-18, Sept. 15, 2012...with 16-64=80 points in 195 career games, has scored the most goals and points among defensemen selected in the 2010 NHL Entry Draft...ranks second in the entire 2010 draft class in games played, tied for fourth in assists and fifth in points...among defensemen selected in the last four drafts (2009-12), ranks tied for second in goals, assists and scoring, and third in assists and appearances...signed a three-year entry-level contract, July 28, 2010...**2011-12:** Appeared in his second NHL season with Anaheim, scoring 5-24=29 points with 18 PIM...was one of six Anaheim players to appear in all 82 regular season contests, marking a career high...led club defensemen in assists and points...ranked second overall in average TOI (23:15)...ranked

tied for fifth among NHL leaders in TOI per shift (57 seconds)...registered a career-high +3 rating, Jan. 6 vs. NYL...appeared in his 100th career NHL contest, Nov. 30 vs. MTL...posted a career-high four-game assist streak (0-4=4), Nov. 20-27...the four-game streak also matched his career high in points...scored two goals for his first career multi-goal game, Nov. 13 vs. MIN...tied a career best in assists and points (0-3=3) on Nov. 1 @ WSH...logged a career-high 28:38 TOI, Oct. 8 vs. NYR in Stockholm, Sweden as part of the NHL Premiere...**2010-11:** Appeared in his first NHL season with Anaheim...made his Stanley Cup Playoff debut in the CQF series vs. NSH, scoring 1-3=4 points with two PIM in six games...led Anaheim defensemen in points, goals and shots (12), and tied for first in assists...scored his first career postseason goal (Rinne) as part of a two-point night (1-1=2) in Game 4 of the CQF, Apr. 20 @ NSH...collected his first career Stanley Cup Playoff points (0-2=2) in Game 2 of the CQF, Apr. 15 vs. NSH...made his Stanley Cup Playoffs debut in Game 1 of the CQF, Apr. 13 vs. NSH...appeared in 76 games in his rookie season, scoring 10-30=40 points with 20 PIM...was the only defenseman and one of five players from the 2010 NHL Entry Draft to play the complete NHL season...ranked third among rookies in avg. TOI (22:07), tied for third in assists, tied for fourth in PPG, and tied for first in PPA (17) and PPP (23)...among rookie defensemen, ranked second in goals and points, and tied for second in assists...set franchise records for goals and points by a rookie defenseman, and assists by a rookie...ranked second in goals, points and assists among club defensemen...collected 1-1=2 points to become the franchise leader in rookie goals (then-9) and points (then-36) by a defenseman, Mar. 28 vs. COL...also became the franchise leader in

NHL HIGHLIGHTS

NHL Career Hat Tricks:

None

NHL Career Multiple-Point Games:

11 (1 multiple-goal, 6 multiple-assist)

NHL Career OT Goals:

2, last: Mar. 23, 2011 @ DAL (4-3)

NHL Career Highs:

Goals: 2, Nov. 13, 2011 vs. MIN

Assists: 3, two times (last: Nov. 1, 2011 @ WSH)

Points: 3, two times (last: Nov. 1, 2011 @ WSH)

PIM: 4, Mar. 8, 2012 @ STL

TOI: 28:38, Oct. 8, 2011 vs. NYR

Shots: 7, Nov. 19, 2010 vs. CBJ

Plus/Minus: +3, Jan. 6, 2012 vs. NYI

Goal Streak: Three games, Jan. 22-Feb. 2, 2011 (3-0-3)

Assist Streak: Four games, Nov. 20-27, 2011 (0-4=4)

Point Streak: Four games, three times (last: Nov. 20-27, 2011; 0-4=4)

Penalty Shots:

None

First NHL Game:

In a 4-0 ANA loss, Oct. 8, 2010 @ DET

First NHL Point:

An assist in a 4-1 ANA loss, Oct. 9, 2010 vs. NSH

First NHL Goal:

A goal (LaBarbera) in a 3-2 ANA win, Oct. 17, 2010 vs. PHX

Milestones Achieved:

100th NHL game, Nov. 30, 2011 vs. MTL

Milestones Within Reach:

5 appearances to 200 NHL games

20 points to 100 NHL points

FOWLER VS. THE NHL

Team	GP	G	A	Pts.	PIM
Anaheim	-	-	-	-	-
Boston	2	0	1	1	0
Buffalo	3	0	1	1	2
Calgary	11	1	2	3	8
Carolina	3	0	1	1	0
Chicago	10	0	3	3	0
Colorado	10	1	5	6	2
Columbus	8	1	4	5	0
Dallas	15	1	8	9	0
Detroit	9	0	3	3	0
Edmonton	11	1	5	6	4
Florida	2	0	0	0	2
Los Angeles	15	2	2	4	2
Minnesota	11	3	1	4	2
Montreal	2	1	0	1	0
Nashville	10	0	3	3	0
New Jersey	1	0	0	0	0
NY Islanders	3	0	3	3	2
NY Rangers	3	0	0	0	0
Ottawa	2	0	0	0	0
Philadelphia	2	0	0	0	0
Phoenix	16	1	7	8	0
Pittsburgh	2	0	0	0	0
San Jose	15	2	3	5	2
St. Louis	10	1	4	5	8
Tampa Bay	2	0	1	1	2
Toronto	2	0	1	1	2
Vancouver	10	1	2	3	2
Washington	3	0	4	4	2
Winnipeg	2	0	0	0	0
NHL Totals	195	16	64	80	42

overall rookie assists (then-27) in the contest...scored the OT-winning goal in Anaheim's 4-3 win, Mar. 23 @ DAL...became only the second rookie defenseman in league history to score twice in OT during one season (also CHI's Brent Seabrook in 2005-06)...became the second-youngest defenseman to score a regular-season OT goal since the NHL introduced the five-minute OT period in 1983 in Anaheim's 5-4 win, Feb. 11 @ CGY...scored PPGs in three consecutive games, Jan. 22-Feb. 2...the feat made him the second rookie defenseman in NHL history (also the youngest) to record a PPG in three straight (also VAN's Michel Petit, Jan. 17-20, 1984)...was the first NHL defenseman under age 20 with goals in three straight since Kevin Hatcher (19 yrs.) of WSH did so from Mar. 28-Apr. 1, 1986...set career bests in assists (3), Jan. 7 vs. CBJ...it was the fourth time in club history a rookie blueliner recorded three assists in a game (last: M. Crowley, Oct. 21, 1998 vs. BOS)...collected 1-8=9 points in 14 November games, tying for the rookie league lead in assists for the month...had a career-high four-game point streak (1-4=5), Nov. 21-29...scored his first career GWG and PPG, Nov. 29 vs. LA...missed six contests with a broken nose/stiff neck, Oct. 17-30...became the second-youngest Duck to score his first career NHL goal (LaBarbera), Oct. 17 vs. PHX...earned his first career NHL point (assist), Oct. 9 @ NSH...at 18 yrs., 10 months and three days, became the second-youngest Duck (Oleg Tverdokovsky, 18 yrs., 8 months, 13 days) to appear in an NHL game with his debut in Anaheim's season opener, Oct. 8 @ DET...participated in the Honda NHL SuperSkills competition on Jan. 29 in Raleigh, NC...**Miscellaneous:** Represented Team USA at the 2012 IIHF World Championship in Finland and Sweden, scoring 1-4=5 points with a +5 rating and two PIM...among team defensemen, ranked tied for the first in assists and tied for second among in scoring...also played in the 2011 IIHF World Championship in Slovakia, earning 1-2=3 points in seven games...won gold as a member of Team USA at both the 2010 IIHF World Junior Championship and 2009 IIHF U-18 World Championship where he was named the tournament's top defenseman...collected 8-47=55 points with a +38 rating and 14 PIM in 55 games with Windsor (OHL) in 2009-10...won the Memorial Cup and OHL championship in 2010...made the 2010 Memorial Cup All-Star team and led all defensemen in scoring during the tournament with 2-4=6 points in four games...also played two seasons in Ann Arbor with the U.S. National Training Development Program...was a member of the U-18 team in 2008-09, recording 8-32=40 points with 44 PIM in 55 games.

PERSONAL:

Graduated from Farmington High School in 2009...has two sisters: Peyton (14) and Emily (12)...spent the offseason at home in Northville, MI...enjoys golfing year-round...over the summer he went to North Carolina and Syracuse on golf trips...lists his greatest hockey accomplishments as making it to the NHL as an 18-year-old rookie, winning gold at the 2010 World Junior Championship and 2009 U-18 World Championship with Team USA...cites Nicklas Lidstrom and Ray Bourque as his favorite players growing up...outside of hockey, his favorite athletes are Justin Verlander and Jason Day, the golfer.



REGULAR SEASON

PLAYOFFS

Season	Team	League	GP	G	A	Pts.	PIM	+/-	GP	G	A	Pts.	PIM
2009-10	Windsor	OHL	55	8	47	55	14	+38	19	3	11	14	10
2010-11	ANAHEIM	NHL	76	10	30	40	20	-25	6	1	3	4	2
2011-12	ANAHEIM	NHL	82	5	24	29	18	-28	-	-	-	-	-
2012-13	Sodertälje	Sweden-2	13	2	5	7	14	-	-	-	-	-	-
	ANAHEIM	NHL	37	1	10	11	4	-4	7	0	3	3	0
NHL Totals			195	16	64	80	42	-57	13	1	6	7	2



RYAN GETZLAF

15

SHOOTS: Right **HEIGHT:** 6-4 **WEIGHT:** 221 **AGE:** 28; turns 29 on May 10, 2014
BORN: May 10, 1985; Regina, Saskatchewan **HOMETOWN:** Regina, Saskatchewan
DRAFTED: By Anaheim in the first round (19th overall) of the 2003 NHL Entry Draft
2012-13 REAL TIME STATISTICS

TOI/GM: 20:11 SHFT/GM: 24.2 FO% (FW/FL): 48.0% (355/384)

2012-13:

Appeared in his eighth NHL season with Anaheim, scoring 15-34=49 points with a +14 rating and 41 PIM in 44 games... scored more than a point-per-game for the fifth time in his last six seasons, one of four NHL players to have at least a point-per-game in five of the last six (also Crosby, Ovechkin and Malkin)...finished the season tied for 10th in the NHL in scoring, tied for eighth in assists and tied for third in home scoring (9-21=30)...led the team in points and assists, co-led in goals, tied for second in PPG (4) and tied for third in plus/minus...earned two assists on Apr. 27 vs. PHX to move into a tie with Paul Kariya for second place on the franchise's all-time assists list (369)...netted a career-high three SHG, one shy of the single-season club record (Apr. 13 @ LA, Mar. 19 vs. SJ, Mar. 4 @ PHX)...had five consecutive multi-point games at home Mar. 6-20 (3-7=10, +7) and recorded a career-high 12-game home point streak, Feb. 1-Mar. 20 (7-15=22, +12)...earned his 500th career point as part of a multi-point night (1-1=2), Mar. 8 vs. CGY...became the third player in franchise history to reach the milestone (Teemu Selanne and Paul Kariya)...scored a career-tying two goals to lead Anaheim to a 5-4 win, Jan. 21 @ CGY...missed three games with a lower-body injury, Apr. 5-8...**PLAYOFFS:** Co-led Anaheim in scoring, picking up 3-3=6 points in seven CQF contests vs.

DET...concluded the series having scored 7-14=21 points in 19 career playoff games vs. DET...scored the eighth PPG of his playoff career in Game 5 of the CQF, May 8 vs. DET...scored his second career playoff SHG in Game 3 of the CQF, May 4 @ DET (1-1=2 that night)...also made his 65th career playoff appearance to surpass Samuel Pahlsson for sole possession of third in all-time Ducks games played.

CAREER:

Signed an eight-year contract extension through 2020-21, Mar. 8, 2013...has served as the club's captain since the start of the 2010-11 season...signed a five-year contract extension through 2012-13, Nov. 20, 2007...**2011-12:** Appeared in his seventh NHL season with Anaheim, scoring 11-46=57 points with 75 PIM in 82 games...was one of six Anaheim players to appear in all 82 contests, marking the second time in his career not missing a single regular season game (also 2006-07)...led the club in assists and finished second in faceoff wins (639) and hits (182)...among league forwards, ranked third in total TOI (1,771:09) and fourth in average TOI (21:35)...scored the fourth OT goal of his career in a 3-2 victory, Apr. 5 @ EDM...appeared in his 500th NHL contest, Mar. 12 @ COL...recorded his sixth career game with four-or-more assists (0-4=4), Jan. 13 @

NHL HIGHLIGHTS

NHL Career Hat Tricks:

None

NHL Career Multiple-Point Games:

133 (14 multiple-goal, 80 multiple-assist)

NHL Career OT Goals:

4, last: Apr. 5, 2012 @ EDM

NHL Career Highs:

Goals: 2, 14 times (last: Jan. 21, 2013 @ CGY)

Assists: 5, Oct. 29, 2008 vs. DET (0-5=5)

Points: 5, Oct. 29, 2008 vs. DET (0-5=5)

PIM: 16, Nov. 23, 2011 @ PHX

TOI: 29:41, Dec. 8, 2010 @ VAN

Shots: 11, two times (last: Mar. 6, 2011 vs. VAN)

Plus/Minus: +4, Apr. 5, 2008 @ LA

Goal Streak: Four games, Dec. 16-22, 2009 (4-1=5)

Assist Streak: 10 games, Oct. 24-Nov. 14, 2009 (1-17=18)

Point Streak: 15 games, Dec. 22, 2007-Jan. 23, 2008 (6-16=22)

Penalty Shots: None

First NHL Game:

In a 5-3 ANA win, Oct. 5, 2005 @ CHI

First NHL Point:

An assist in a 4-3 ANA win, Oct. 14, 2005 vs. CBJ

First NHL Goal:

A goal (Legace) in a 3-2 ANA loss, Oct. 21, 2005 vs. DET

Milestones Achieved:

500th NHL game, Mar. 12, 2012 @ COL

100th NHL goal, Jan. 13, 2010 vs. BOS

300th NHL assist, Nov. 25, 2011 vs. CHI

500th NHL point, Mar. 8, 2013 vs. CGY

Milestones Within Reach:

31 assists to 400 NHL assists

44 appearances to 600 NHL games

79 points to 600 NHL points


GETZLAF VS. THE NHL

Team	GP	G	A	Pts.	PIM
Anaheim	-	-	-	-	-
Boston	7	3	2	5	6
Buffalo	7	1	3	4	20
Calgary	29	10	21	31	16
Carolina	7	3	3	6	4
Chicago	27	5	19	24	21
Colorado	29	10	18	28	21
Columbus	28	9	24	33	48
Dallas	47	7	28	35	49
Detroit	30	9	25	34	51
Edmonton	25	12	17	29	25
Florida	6	3	3	6	2
Los Angeles	45	15	23	38	37
Minnesota	29	8	20	28	13
Montreal	4	2	6	8	4
Nashville	27	6	23	29	16
New Jersey	6	0	3	3	10
NY Islanders	7	1	1	2	2
NY Rangers	8	1	4	5	10
Ottawa	5	2	4	6	2
Philadelphia	6	2	3	5	10
Phoenix	46	13	36	49	47
Pittsburgh	7	3	3	6	13
San Jose	48	8	29	37	38
St. Louis	26	4	17	21	12
Tampa Bay	6	2	4	6	7
Toronto	3	0	4	4	0
Vancouver	29	9	17	26	37
Washington	7	3	5	8	12
Winnipeg	5	1	4	5	0
NHL Totals	556	152	369	521	533

EDM...earned his 300th career NHL assist (0-2=2), Nov. 25 vs. CHI...**2010-11**: Appeared in his sixth NHL season with Anaheim...played all six CQF games vs. NSH, collecting 2-4=6 points with nine PIM...tied his playoff career high in points (1-2=3) in Game 2 of the CQF, Apr. 15 vs. NSH...his second assist on Bobby Ryan's second-period goal marked his 50th career NHL playoff point...appeared in 67 regular-season games, scoring 19-57=76 points with a +14 rating...was charged with 35 PIM, his fewest since his rookie season in 2005-06 (22)...finished the regular season ranked fourth in the NHL in assists and sixth in points-per-game (1.13)... following his return from injury on Feb. 9, scored 6-33=39 points to rank second in the NHL in scoring following that date...tied his season high in assists with four in a 6-2 victory on Apr. 6 vs. SJ, marking his fifth career game with four assists or more...scored 2-18=20 points in 14 games in March, ranking first among league leaders in assists, third in scoring, and tied for third in plus/minus (+12)...collected his 400th career NHL point as part of a four-point night (1-3=4), Mar. 20 vs. CGY... was hit in the forehead by a deflected puck on Dec. 28 @ PHX and missed 14 games from Dec. 31-Feb. 5 with multiple non-displaced nasal sinus fractures... appeared in his 400th career NHL game, Dec. 20 @ BOS...scored his third career OT goal in a 2-1 win, Dec. 15 @ WSH... registered a career-high 29:52 TOI, Dec. 8 @

scoring 19-50=69 points with a +4 rating and 79 PIM in 66 games...led the Ducks in assists, ranked second in points, tied for second in GWG (5), third in PPG (8), and tied for fourth in goals and plus/minus...also ranked first in hits (178) and second in faceoff wins (533-of-1124)...had assists in a franchise-record 10 straight games from Oct. 24-Nov. 14 (1-17=18), tied for the second longest streak among league leaders in 2009-10...scored his 100th NHL goal, Jan. 13 vs. BOS...posted a career-high four-game goal streak (4-1=5), Dec. 16-22...recorded his 300th career NHL point, Dec. 1 vs. LA...collected 4-13=17 points in November, ranking tied for second in the NHL in assists and tied for fifth in points for the month...earned his 200th career assist, Nov. 14 @ DET...appeared in his 300th career NHL game, Oct. 8 @ BOS...missed 16 games due to injury, including 12 with an ankle sprain and four with a leg laceration...**2008-09**: In the 2009 postseason, ranked third in the NHL in assists and sixth in scoring despite playing only two rounds... led all

VAN...collected four assists (0-4=4), Nov. 27 @ PHX for his sixth career game with four points or more...**2009-10**: Appeared in his fifth NHL season with Anaheim,




REGULAR SEASON

PLAYOFFS

Season	Team	League	GP	G	A	Pts.	PIM	+/-	GP	G	A	Pts.	PIM
2001-02	Calgary	WHL	63	9	9	18	34	-	7	2	1	3	4
2002-03	Calgary	WHL	70	29	39	68	121	-	5	1	1	2	6
2003-04	Calgary	WHL	49	28	47	75	97	-	7	5	1	6	12
2004-05	Calgary	WHL	51	29	25	54	102	-	12	4	13	17	18
	Cincinnati	AHL	-	-	-	-	-	-	10	1	4	5	4
2005-06	Portland	AHL	17	8	25	33	36	-	1	0	0	0	4
	ANAHEIM	NHL	57	14	25	39	22	+6	16	3	4	7	13
2006-07	ANAHEIM	NHL	82	25	33	58	66	+17	21	7	10	17	32
2007-08	ANAHEIM	NHL	77	24	58	82	94	+32	6	2	3	5	6
2008-09	ANAHEIM	NHL	81	25	66	91	121	+5	13	4	14	18	25
2009-10	ANAHEIM	NHL	66	19	50	69	79	+4	-	-	-	-	-
2010-11	ANAHEIM	NHL	67	19	57	76	35	+14	6	2	4	6	0
2011-12	ANAHEIM	NHL	82	11	46	57	75	-11	-	-	-	-	-
2012-13	ANAHEIM	NHL	44	15	34	49	41	+14	7	3	3	6	6
NHL Totals			556	152	369	521	533	+81	69	21	38	59	91

league forwards in avg. TOI (24:08)...tied for third in PPA (8)...established Ducks records in career postseason assists (31), assists in a playoff season (14), points in a playoff season (18) and points in a playoff series (2-8=10 in the CSF vs. DET)...registered points in a franchise-high eight consecutive games from Apr. 21-May 7 (2-12=14), which tied for the second longest streak in the postseason...collected a playoff career-high 1-2=3 points and 38:59 TOI in Game 2 of the CSF, May 3 @ DET...in his fourth regular season NHL campaign, ranked tied for third among league leaders in assists, tied for sixth in scoring and tied for fourth in PPA (28)...also led the club in assists and scoring...broke the Ducks' single-season assist record (previously Kariya, 62), Apr. 4 @ SJ...established a personal best with his 83rd point of the season, Mar. 31 @ EDM...tied his career high in goals (25) with 2-1=3 points, Mar. 27 vs. EDM...also passed Andy McDonald for fourth on the club's all-time points list...became the third player in franchise history to reach the 90-point mark in one season (Selanne, Kariya) with an assist, Apr. 5 vs. SJ...was one of only two players in the NHL to record three separate point streaks of eight-games-or-more in 2008-09 (also PIT's Malkin)...collected 4-15=19 points with a +5 rating in 14 games in January, equaling his month of November (7-12=19, +9, 13 games) for the highest scoring month in Ducks history since Dec. 2006...was voted as a starter for the Western Conference in the 2009 All-Star Game in Montreal...compiled a season-best 10-game point streak from Jan. 2-20 (3-11=14)...earned his 200th career point, Nov. 14 vs. NSH...recorded a career-high 11 shots, one shy of the club record, Nov. 9 vs. FLA...with Selanne and Perry, was named a co-recipient of the NHL's First Star of the Week ending Nov. 2...led all league scorers with 2-8=10 points in four games, highlighted by a club record-tying five assists, Oct. 29 vs. DET...the five points in one night (0-5=5) were personal highs in points and assists...became the fourth different player in club history to record a five-point game (Selanne, Kariya, Mironov) and the third different Ducks player to have five assists (Selanne and Mironov)...by assisting on all five Ducks goals, became just the second NHL player in the last 11 seasons to record five assists in one game and assist on every goal scored by his team in that game...was named an alternate captain, Oct. 7...**2007-08:** Appeared in all six CQF games vs. DAL, co-leading the team in assists and points (2-3=5)...led the Ducks in points, assists and plus/minus during the regular season...finished the

season with a +32 rating, the second-highest in club history (Kariya, +36, 1996-97)...became the fourth player age 22-or-younger in the NHL to finish a season with a rating of +25-or-better since the 1998-99 season...ranked third among scorers age 22-and-under, finishing behind only WSH's Ovechkin (112) and PIT's Malkin (106)...among league leaders, ranked fourth in plus/minus, tied for seventh in assists, second in PPA (32) and tied for eighth in PPP (36)...had a career-high 15-game point streak (6-16=22, +13 rating) from Dec. 22-Jan. 23, tied for the fourth-longest in the NHL in 2007-08...scored a goal in his first All-Star Game, Jan. 27 @ ATL...in the month of January, was tied for second in the NHL in assists (13)...recorded his 52nd assist on Mar. 12 vs. VAN, breaking the then-franchise record for assists by a center in a single season...scored 1-1=2 points in his 200th career game, Feb. 17 vs. CGY...earned his 100th






career assist, Feb. 12 @ COL...earned his 100th career NHL point, Oct. 6 @ PIT. ...**2006-07:** Led the 2007 Stanley Cup champion Ducks in postseason scoring (7-10=17), setting a then-franchise record for most points in a single playoff season...among playoff leaders, ranked tied for second in GWG (3) and SHG (1), fifth in scoring, tied for sixth in assists and tied for fifth in PPP...was also tied for second on the team in goal scoring...scored his first career playoff SHG in Game 2 of the CQF, Apr. 13 vs. MIN...was one of eight Ducks to play in every regular season game...was fifth on the team in goals (25) and tied for second in PPG (11)...notched two goals in the NHL YoungStars Game, Jan. 24 @ DAL. ...**2005-06:** In his first NHL season, ranked among rookie leaders in postseason goals (tied for second with three), PPG (tied for second with two) and PPP (second with two)...scored his first career playoff goal in Game 4 of the CQF, Apr. 27 vs. CGY...finished the regular season tied for ninth among NHL rookies in PPG (10)...set a then-club rookie record for PPG in a season with 10...with 0-4=4 points, set a rookie club record for assists and tied the rookie record for points, Mar. 24 vs. NSH...scored his first career NHL goal, Oct. 21 @ DET...scored his first NHL point (assist), Oct. 14 vs. CBJ...made his NHL debut, Oct. 5 @ CHI. ...**Miscellaneous:** Represented Canada at the 2012 IIHF World Championship in Finland and Stockholm, scoring 2-7=9 points with a +6 rating and 27 PIM

in eight games...tied for second on the team in points and assists, and led in PIM...won a gold medal with Team Canada at the 2010 Olympic Winter Games...earned 3-4=7 points in seven contests and finished tied for second on Team Canada in scoring...helped lead Canada to gold at the 2005 World Junior Championship, finishing second in scoring (3-9=12)...appeared in the 2008 IIHF World Championship in Quebec, earning silver with Canada...also won silver at the 2004 World Junior Championship, scoring 3-3=6 points in six games...played for Team Canada at the 2003 Under-18 World Championship, collecting 2-2=4 points in seven games.

PERSONAL:

Ryan and his wife, Paige, have two sons: Ryder (born Feb. 2011) and Gavin (born Dec. 2012)...the family resides in Tustin Ranch...the family spends part of the summer at their offseason residence in Kelowna, British Columbia...his brother, Chris, is a wide receiver for the Saskatchewan Roughriders in the Canadian Football League...during the summer Ryan and Paige hosted Chris' wedding at their home in Tustin Ranch...worked at a wildlife park in his native Regina as a youth...loves doing anything athletic, including golfing, wake-boarding, beach volleyball and riding Sea-Doos in the summer...says if he wasn't a hockey player, he would have tried to go pro in another sport like baseball or football.



JONAS HILLER

1

CATCHES: Right **HEIGHT:** 6-2 **WEIGHT:** 192 **AGE:** 31; turns 32 on February 12, 2014
BORN: Feb. 12, 1982; Felben Wellhausen, Switzerland
HOMETOWN: Felben Wellhausen, Switzerland
ACQUIRED: Signed as a free agent, May 25, 2007
DRAFTED: Not drafted

2012-13:

Appeared in his sixth NHL season with Anaheim, going 15-6-4 with one shutout, a 2.36 GAA and .913 SV% in 26 games...allowed two-or-fewer goals in 17 of his 25 decisions, including 13 of the last 14...from Mar. 1 through the end of the regular season, his 1.94 GAA ranked seventh in the NHL...at Honda Center, won seven consecutive games (7-0-0) from Feb. 2-Mar. 20, for a .921 SV% and 2.12 GAA...secured his first shutout of the season and 16th of his career in an 18-save effort, Mar. 6 vs. PHX (2-0)...won four consecutive games from Mar. 6-14, stopping 110-of-114 shots for a 0.98 GAA and .965 SV% in that span...did not suffer a regulation loss in 10 straight games (8-0-2) from Feb. 18-Mar. 20, recording a .933 SV% and 1.86 GAA...missed three games with a lower-body injury (Feb. 8-15)...
PLAYOFFS: Went 3-4 with one shutout, a 2.46 GAA and .917 SV% in all seven CQF games vs. DET...stopped all 23 shots faced for his third career playoff shutout in a 4-0 victory, May 4 @ DET.

CAREER:

Signed a four-year contract extension through 2013-14, Jan. 30, 2010...
2011-12: Appeared in his fifth NHL season with Anaheim, going 29-30-12 with four shutouts, a 2.57 GAA and .910 SV%...set franchise records for games played (73) and starts (73) in a season...started a club-record 32 consecutive games from Jan. 12-Mar. 18, going 17-10-5 with a 1.92 GAA (62 GA/1939 MIN) and .927 SV% (789-of-851), including three shutouts...overall, led the NHL in starts (73) and co-led in appearances (73)...named the NHL's First Star for Feb. 13-19 after going 3-0-1 with one shutout, a 0.98 GAA, and .961 SV% in four games...made his 70th appearance of 2011-12, setting a franchise record in a 3-1 win, Mar. 28 vs. SJ...made his club-record 69th start of 2011-12, Mar. 25 vs. BOS...set

a club record with his 24th consecutive start, surpassing the previous record shared by J.S. Giguere (2001) and Guy Hebert (1997), Mar. 2 vs. CGY...went nine consecutive games (6-0-3) without a loss in regulation, Feb. 3-21...secured his 100th career win and 13th career shutout on Jan. 13 @ EDM, stopping all 33 shots faced...appeared in his 200th career NHL game, Dec. 4 vs. MIN...**2010-11:** Appeared in his fourth NHL season with Anaheim, going 26-16-5 with five shutouts, a 2.56 GAA and .924 SV%...finished tied for fifth among NHL goaltenders in SV% (.924)...was named to the NHL 2010-11 All-Star team, the lone goaltender to represent the Western Conference...was the second Swiss-born player to appear in an NHL All-Star Game (also Mark Streit in 2009)...made only three appearances following the All-Star break due to vertigo-related symptoms...was named the NHL's Second Star of the Week for Jan. 3-9 after going 2-1-0 with a 0.67 GAA and .977 SV% in three starts...had a career-high 179:48-minute scoreless streak spanning four games, Jan. 5-12...his consecutive shutouts on Jan. 7 vs. CBJ (6-0) and Jan. 9 vs. SJ (1-0) marked a career first and the first time the feat had been accomplished in team history since Dec. 8-15, 2002 (J.S. Giguere)...went 5-0-0 with a 2.35 GAA and .925 SV% from Nov. 3-12, finishing the month tied for fourth in the NHL in wins (7-4-1)...denied Jamie Benn on his second career penalty shot, Nov. 12 vs. DAL...**2009-10:** Appeared in his third NHL season with Anaheim, posting a 30-23-6 record with two shutouts, a 2.73 GAA and .918 SV% in 59 games...set career highs in wins, saves (1,708) and shots against (1,860)...went 9-4-0 in January, marking the most wins in a month by a Ducks goaltender since Mar. 2006 (Giguere, 9-4-0)...was named the NHL's Second Star of the Week for Jan. 4-10, going 4-0-0 with a 1.50 GAA and .954 SV%...earned the win in his 100th

NHL HIGHLIGHTS

Saves:

51, Dec. 19, 2008 @ EDM

Shots Faced:

53, Dec. 19, 2008 @ EDM (51-53)

Goals Against:

6, four times (last: Feb. 1 vs. DAL)

Winning Streak:

7, Mar. 19-Apr. 4, 2009

Losing Streak:

5, two times (last: Nov. 12-27)

Shutout Sequence:

179:48, Jan. 5-12, 2011 (spanning four games)

Consecutive Games Played:

32, Jan. 12-Mar. 18, 2012

Consecutive Starts:

32, Jan. 12-Mar. 18, 2012

Penalty Shots:

Stopped 4-of-5 (last: Jan. 25, 2013, Burrows)

Career Shootout Statistics:

18-17 (102-for-146, .699)

First NHL Game:

In a 4-1 ANA win, Sept. 30, 2007 vs. LA (London, England)

First NHL Win:

In a 4-1 ANA win, Sept. 30, 2007 vs. LA (London, England)

First NHL Shutout:

In a 2-0 ANA win, Nov. 16, 2008 @ LA

Milestones Achieved:

200th NHL game, Dec. 4, 2011 vs. MIN

100th NHL win, Jan. 13, 2012 @ EDM

Milestones Within Reach:

24 appearances to 300 NHL games

HILLER VS. THE NHL

Team	GP	MIN	W-L-OT	SO	GA	GAA
Anaheim	-	-	-	-	-	-
Boston	5	277	3-1-0	1	10	2.18
Buffalo	4	238	2-2-0	0	12	3.03
Calgary	8	607	5-4-1	0	28	2.77
Carolina	4	244	3-1-0	0	8	1.97
Chicago	14	349	9-4-2	1	36	2.80
Colorado	14	825	8-5-1	0	36	2.62
Columbus	12	600	5-3-2	1	23	2.30
Dallas	16	907	5-9-1	0	4	2.65
Detroit	12	648	3-7-1	1	30	2.78
Edmonton	17	879	11-3-0	2	26	1.77
Florida	3	180	3-0-0	2	3	1.00
Los Angeles	18	1049	8-8-2	2	43	2.46
Minnesota	16	872	9-4-1	1	34	2.84
Montreal	3	189	2-0-1	0	7	2.22
Nashville	12	666	3-8-0	1	31	2.79
New Jersey	4	243	1-2-1	0	8	1.98
NY Islanders	4	169	1-0-0	0	5	1.78
NY Rangers	4	248	1-2-1	0	7	1.69
Ottawa	3	185	3-0-0	0	5	1.62
Philadelphia	4	247	2-1-0	0	11	2.67
Phoenix	25	1449	15-6-3	2	61	2.54
Pittsburgh	4	238	2-2-0	0	12	3.03
San Jose	19	1089	7-10-1	2	41	2.26
St. Louis	13	724	8-4-1	0	36	2.98
Tampa Bay	5	307	3-2-0	0	13	2.55
Toronto	3	178	0-3-0	0	15	5.06
Vancouver	19	991	10-5-3	0	50	3.03
Washington	3	133	1-0-1	0	9	4.06
Winnipeg	3	155	0-1-1	0	8	3.10
NHL Totals	276	15469	133-97-25	16	648	2.51

career appearance, Jan. 10 @ CHI...**2008-09:** Made his Stanley Cup Playoffs debut in his second NHL season, leading the league in SV% (.946), ranking third in GAA (2.23) and tied for first in shutouts (2)...stopped 45-of-46 shots for his sixth career postseason win in Game 3 of the CSF, May 5 vs. DET...stopped a career-high 59-of-62 shots in the Ducks' triple-OT victory in Game 2 of the CSF, May 3 @ DET...his 59 saves were the most by a Ducks netminder since Apr. 10, 2003 in Game 1 of the CQF @ DET (Giguere, 63 SV)...in the CQF vs. SJ, stopped 220-of-230 shots in six games (.957 SV%), earning a 1.64 GAA and his first two postseason shutouts...stopped all 31 shots faced for his second career postseason shutout in Game 4 of the CQF, Apr. 23 vs. SJ...made his Stanley Cup Playoffs debut in Game 1 of the CQF, Apr. 16 @ SJ...earned a 2-0 shutout victory, stopping all 35 shots...became the first goaltender to record a shutout in his playoff debut since BOS's Andrew Raycroft in 2004...during the regular season, ranked tied for seventh among league goaltenders in GAA (2.39) and tied for sixth in SV% (.919)...won seven consecutive decisions from Mar. 19-Apr. 4 to tie Guy Hebert (Feb. 25-Mar. 22, 1995) for the longest winning streak in franchise history...the win streak spanned an eight-game stretch, in which he posted a 2.19 GAA and .923 SV%...stopped a career-high 51-of-53 shots, Dec. 19 @ EDM...his 51 saves tied a franchise high...was named the NHL's Second Star of the Week for Nov. 24-30 after going 2-0-0 with a 0.50 GAA and .984 SV%...earned his first career NHL shutout with a 2-0 win (29 SA), Nov. 16 vs. LA...**2007-08:** Made his NHL debut with Anaheim, going 10-7-1 with a 2.06 GAA and .927 SV%...stopped 11-of-12 shots for his first career OT win, Dec. 19 vs. COL...earned a 4-1 win in his NHL debut, Sept. 30 vs. LA in London, England...became just the fourth Swiss goalie to play in an NHL game, joining David Aebischer (COL), Martin Gerber (ANA) and Pauli Jaks (LA)...**2006-07:** Played for Davos of the Swiss National League A...was voted Best Goalie in the Swiss National League...helped Davos capture the Swiss championship and a Spengler Cup championship...**2005-06:** Helped Davos advance to the final in the Swiss Championship...was selected to the All-Star team for the Spengler Cup...

2004-05: Was voted the Best Goalie in the Swiss League, en route to the Swiss League championship...won the Spengler Cup with Davos and selected to the tournament All-Star team...**Miscellaneous:** Made his Olympic debut with Team Switzerland at the 2010 Winter Games in Vancouver...appeared in five contests, going 2-2-1 with a 2.47 GAA and a .918 SV%...his 146 saves for the tournament ranked third among all goaltenders...has made two other appearances for Team Switzerland on the international level: posted a 2.51 GAA and .910 SV% in six games at the 2007 IIHF World Championship in Moscow, Russia...following the 2008 NHL Playoffs, joined Switzerland for the 2008 IIHF World Championship in Halifax and Quebec City...appeared in three games, going 1-2-0 with a 2.79 GAA and .915 SV%.

PERSONAL:

Spends the offseason in the town of Davos in his native Switzerland...resides in Newport Beach during the hockey season...was married in the summer and he and wife Karolina spent their honeymoon in the Maldives...also visited Lake Como, Italy and Cabo San Lucas, Mexico...his favorite hockey memory is playing in the Olympics in 2010...his favorite players growing up were Patrick Roy and David Aebischer...enjoys playing tennis, beach volleyball and sailing on his family's boat in Switzerland...is an automobile enthusiast and spends his summers fixing cars with his friends at a local body shop in his hometown...is fluent in German, English and French.



REGULAR SEASON

PLAYOFFS

Season	Team	League	GP	MIN	GA	SO	GAA	SV%	W-L-OT	GP	MIN	GA	SO	GAA	W-L
2003-04	Lausanne	Swiss-A	10	710	42	1	3.60	-	3-8-1	4	251	7	0	1.70	4-0-0
2004-05	Davos	Swiss-A	43	2519	95	8	2.26	-	26-12-4	15	932	34	0	2.19	12-3-0
2005-06	Davos	Swiss-A	44	2676	110	3	2.47	-	23-16-5	15	900	45	1	3.00	9-6-0
2006-07	Davos	Swiss-A	44	2656	115	3	2.60	-	28-16-0	19	1138	39	3	2.05	12-7-0
2007-08	ANAHEIM	NHL	23	1223	42	0	2.06	.927	10-7-1	-	-	-	-	-	-
	Portland	AHL	6	370	13	0	2.11	.929	3-1-1	-	-	-	-	-	-
2008-09	ANAHEIM	NHL	46	2486	99	4	2.39	.919	23-15-1	13	807	30	2	2.23	7-6
2009-10	ANAHEIM	NHL	59	3338	152	2	2.73	.918	30-23-4	-	-	-	-	-	-
	Switzerland	Olympics	5	316	13	0	2.47	.918	1-3-0	-	-	-	-	-	-
2010-11	ANAHEIM	NHL	49	2672	114	5	2.56	.924	26-16-5	-	-	-	-	-	-
2011-12	ANAHEIM	NHL	73	4253	182	4	2.57	.910	29-30-12	-	-	-	-	-	-
2012-13	ANAHEIM	NHL	26	1499	59	1	2.36	.913	15-6-4	7	439	18	1	2.46	3-4
NHL Totals			276	15469	648	16	2.51	.917	133-97-25	20	1245	48	3	2.31	10-10



SAKU KOIVU

11

SHOOTS: Left **HEIGHT:** 5-10 **WEIGHT:** 181 **AGE:** 38; turns 39 on November 23, 2013
BORN: November 23, 1974; Turku, Finland **HOMETOWN:** Turku, Finland
ACQUIRED: Signed as a free agent, July 8, 2009
DRAFTED: By Montreal in the first round (21st overall) of the 1993 NHL Entry Draft
2012-13 REAL TIME STATISTICS

TOI/GM: 17:36 SHFT/GM: 23.9 F0% (FW/FL): 51.4 (437/414)

2012-13:

Appeared in his 17th NHL season, fourth with Anaheim...scored 8-19=27 points with a +4 rating and 18 PIM in 47 contests...ranked fourth on the club in points, tied for third in assists and tied for seventh in goals...his four PPG ranked tied for second on the club...earned 7-13=20 points with a +11 rating in his first 20 contests of 2012-13, co-leading Anaheim in goals and ranking second in points through 20 games...his 20 points through 20 games marked his best start to a season since the 2005-06 season with Montreal when he scored 8-17=25 points through the first 20 contests...his 6-10=16 points (+9) on the road in 2012-13 ranked tied for second on the Ducks...led Anaheim in faceoff wins (437) and faceoffs taken (851), with a 51.4% success rate throughout the season...had six multi-point games on the season (four multi-assist)...registered a season-best 1-2=3 points with a +3 rating, Jan. 21 @ CGY...earned his 100th assist as a Duck, Feb. 15 @ DET...matched his season best, earning 1-2=3 points, Mar. 2 @ PHX...scored his 800th career NHL point (assist), Apr. 3 vs. DAL...**PLAYOFFS:** Collected 1-2=3 points in seven CQF contests vs. Detroit...scored Anaheim's first goal as part of a multi-point effort (1-1=2) in Game 2 of the CQF, May 2 vs. DET.

CAREER:

Signed a one-year contract through 2013-14, July 5, 2013...has

recorded 12, 45+ point seasons in his career, including eight in the last 10 campaigns...held the Canadiens' captaincy for 10 yrs. (named on Sept. 30, 1999), tied with Jean Beliveau as the longest serving captains in Montreal's franchise history...has been named to the NHL All-Star team on two occasions (1998 and 2003) and has won both the Bill Masterton Trophy (2002) and King Clancy Memorial Trophy (2007)...**2011-12:** Appeared in his 16th NHL season, his third with Anaheim...scored 11-27=38 points with a +7 rating and 50 PIM in 74 games...led Anaheim in faceoff wins (646) and faceoff percentage (52.4), and ranked second in faceoff attempts (1,233)...appeared in his 1,000th NHL game on Mar. 12 @ COL and his 200th game as a Duck on Feb. 26 vs. CHI...became the fifth Finnish-born player to reach the 1,000-game milestone, joining Teppo Numminen (1,372), Teemu Selanne (1,341), Jari Kurri (1,251) and Olli Jokinen (1,042)...in addition, was the 33rd European-born player to appear in 1,000 NHL games...became the 12th different Duck to score a hat trick (36th time total) on Jan. 10...marked his second career hat trick and his first since Nov. 18, 2002 w/MTL vs. PIT...collected his 100th point as a Duck, Oct. 23 vs. PHX...**2010-11:** Appeared in his 15th NHL season, his second with Anaheim...made his Ducks playoff debut in 2011, ranking second on the club with 1-6=7 points in six CQF contests vs. NSH...his

NHL HIGHLIGHTS

NHL Career Hat Tricks:

2, last: Jan. 10, 2012 vs. DAL

NHL Career Multiple-Point Games:

183 (25 multiple-goal, 95 multiple-assist)

NHL Career OT Goals:

9, last: Mar. 10, 2010 vs. NYI (5-4)

NHL Career Highs:

Goals: 3, two times (last: Jan. 10, 2012 vs. DAL)

Assists: 4, two times (last: Mar. 27, 2007 w/MTL vs. NYR)

Points: 4, six times (last: Mar. 31, 2010 @ COL; 3-1=4)

PIM: 15, Dec. 18, 2007 w/MTL vs. FLA

TOI: 26:12, Jan. 20, 2001 w/MTL vs. NYR

Shots: 8, three times (last: Mar. 28, 2006 w/MTL vs. NYI)

Plus/Minus: +5, Mar. 31, 2010 @ COL

Goal Streak: Four games, Oct. 15-25, 2008 (4-2=6)

Assist Streak: Six games, three times (last: Mar. 5-16, 2004; 3-7=10)

Point Streak: Eight games, two times (last: Mar. 22-Apr. 7, 2007; 3-12=15)

Penalty Shots: 0-for-1 (Jan. 22, 2003 w/MTL @ TB; no goal vs. Khabibulin)

First NHL Game:

In a 7-1 MTL loss, Oct. 7, 1995 vs. PHI

First NHL Point:

A goal (Dafine) in a 6-3 MTL win, Oct. 23, 1995 vs. LA

First NHL Goal:

A goal (Dafine) in a 6-3 MTL win, Oct. 23, 1995 vs. LA

Milestones Achieved:

1,000th NHL game, Mar. 12, 2012 @ COL

200th game as a Duck, Feb. 26, 2012 vs. CHI

200th NHL goal, Jan. 5, 2010 vs. DET

500th NHL assist, Feb. 2, 2011 vs. SJ

100th assist as a Duck, Feb. 15, 2013 @ DET

800th NHL point, Apr. 3, 2013 vs. DAL

100th point as a Duck, Oct. 23, 2011 vs. PHX

Milestones Within Reach:

33 appearances to 300 games as a Duck

42 appearances to 1,100 NHL games

KOIVU VS. THE NHL

Team	GP	G	A	Pts.	PIM
Anaheim	13	4	10	14	10
Boston	64	15	39	54	40
Buffalo	62	14	20	34	62
Calgary	31	8	18	26	12
Carolina	46	9	18	27	44
Chicago	28	6	11	17	8
Colorado	28	6	25	31	20
Columbus	20	3	10	13	26
Dallas	31	9	8	17	6
Detroit	24	5	8	13	14
Edmonton	32	11	16	27	10
Florida	39	9	27	36	35
Los Angeles	33	10	16	26	16
Minnesota	18	2	6	8	10
Montreal	3	0	1	1	6
Nashville	21	7	8	15	8
New Jersey	43	8	19	27	22
NY Islanders	41	7	25	32	44
NY Rangers	40	6	29	35	24
Ottawa	59	9	28	37	58
Philadelphia	42	11	27	38	30
Phoenix	33	8	14	22	26
Pittsburgh	48	22	28	50	30
San Jose	35	4	19	23	24
St. Louis	25	7	11	18	16
Tampa Bay	38	14	27	41	16
Toronto	57	12	32	44	64
Vancouver	31	7	22	29	22
Washington	43	8	22	30	32
Winnipeg	28	3	15	18	28
NHL Totals	1059	244	559	803	763

six-game point streak (1-6=7) from Apr. 13-24 equaled the second-longest of the entire NHL postseason (tied with five other players)...the streak was the second-longest of his postseason career...appeared in 75 regular season contests, ranking sixth on the Ducks in points, scoring 15-30=45 points in 75 contests...marked the 12th time in his career he scored 45-or-more points...led Anaheim in faceoff wins and faceoff percentage (707-of-1339, 52.8%)...had nine multi-point games on the season (two multi-goal, four multi-assist)...scored 1-1=2 points, including the GWG to help the Ducks lock up the fourth seed in the Western Conference in a 3-1 win, Apr. 9 @ LA...scored 2-1=3 points for his first three-point game since Apr. 2, 2010, Feb. 11 @ CGY...collected his 500th NHL assist on Cam Fowler's PPG, Feb. 2 vs. SJ...returned to Montreal for the first time since joining the Ducks in 2009-10, Jan. 22 @ MTL, earning an assist...appeared in his 900th NHL contest, Dec. 21 @ BUF...appeared in his 100th game as a Duck, Dec. 5 vs. PHX...recorded his 700th career point as part of a two-goal night Nov. 7 vs. NSH...became the fourth Finnish player and 33rd European to score 700 points; joining Jari Kurri (601-797=1,398), Teemu Selanne (613-664=1,277) and Tomas Sandstrom (394-462=856)...

had a season-high five-game point streak (5-2=7), Nov. 5-12...it was his longest since Oct. 11-25, 2008 (five games with MTL, 4-6=10)...**2009-10:** Appeared in his 14th NHL season, his first with Anaheim...collected 19-33=52 points with a career-high +14 rating and 36 PIM in 71 games...eclipsed the 50-point mark for the seventh consecutive season...ranked tied for 10th in the NHL in GWG (6) and tied for fourth in OTG (2)...among team leaders, ranked first in plus/minus and faceoff percentage (51.4), second in shooting percentage (15.3), fourth in assists and points, and tied for fourth in goals...concluded the year on a season-high five-game point streak (4-7=11), Mar. 31-Apr. 11...within the five-game streak, had goals in a season-best three



REGULAR SEASON										PLAYOFFS				
Season	Team	League	GP	G	A	Pts.	PIM	+/-		GP	G	A	Pts.	PIM
1995-96	MONTREAL	NHL	82	20	25	45	40	-7		6	3	1	4	8
1996-97	MONTREAL	NHL	50	17	39	56	38	+7		5	1	3	4	10
1997-98	MONTREAL	NHL	69	14	43	57	48	+8		6	2	3	5	2
	Finland	Olympics	6	2	8	10	4	-		-	-	-	-	-
1998-99	MONTREAL	NHL	65	14	30	44	38	-7		-	-	-	-	-
1999-00	MONTREAL	NHL	24	3	18	21	14	+7		-	-	-	-	-
2000-01	MONTREAL	NHL	54	17	30	47	40	+2		-	-	-	-	-
2001-02	MONTREAL	NHL	3	0	2	2	0	0		12	4	6	10	4
2002-03	MONTREAL	NHL	82	21	50	71	72	+5		-	-	-	-	-
2003-04	MONTREAL	NHL	68	14	41	55	52	-5		11	3	8	11	10
2004-05	TPS Turku	Finland	20	8	8	16	28	-		6	3	2	5	30
2005-06	MONTREAL	NHL	72	17	45	62	70	+1		3	0	2	2	2
	Finland	Olympics	8	3	8	11	12	-		-	-	-	-	-
2006-07	MONTREAL	NHL	81	22	53	75	74	-21		-	-	-	-	-
2007-08	MONTREAL	NHL	77	16	40	56	93	-4		7	3	6	9	4
2008-09	MONTREAL	NHL	65	16	34	50	44	+4		4	0	3	3	2
2009-10	ANAHEIM	NHL	71	19	33	52	36	+14		-	-	-	-	-
	Finland	Olympics	6	0	2	2	6	+1		-	-	-	-	-
2010-11	ANAHEIM	NHL	75	15	30	45	36	-8		6	1	6	7	6
2011-12	ANAHEIM	NHL	74	11	27	38	50	+7		-	-	-	-	-
2012-13	ANAHEIM	NHL	47	8	19	27	18	+4		-	-	-	-	-
NHL Totals			1059	244	559	803	763	+79		60	17	38	55	48
Anaheim Totals			267	53	109	162	140	+17		6	1	6	7	6

consecutive (4-4=8), Mar. 31-Apr. 3...his two OT goals (Mar. 19 vs. NYI and Dec. 8 vs. DAL) gave him nine in his career...had a career-tying 1-3=4 points and a career-high +5 rating, Mar. 31 @ COL...was named the NHL's Second Star of the Week for Mar. 29-Apr. 4 (4-4=8 points in four games)...faced his former Montreal team for the first time, Mar. 7 at Honda Center...scored his 200th career NHL goal and 10th career SHG, Jan. 5 vs. DET...became only the fourth player to record his 200th goal in an Anaheim uniform, joining Selanne (1996-97), Paul Kariya (1999-00) and Petr Sykora (2003-04)...appeared in his 800th NHL game, Oct. 21 vs. DAL...scored his first goal as a Duck (PPG), Oct. 6 @ MIN...faced younger brother Mikko (MIN) four times in 2009-10, becoming the seventh Duck to oppose his brother in a regular season game...**2008-09:** Appeared in his 13th NHL season with Montreal...played in all four of Montreal's CQF contests vs. BOS, earning 0-3=3 points...had a career-high four-game goal streak (4-2=6), Oct. 15-25...led the club in GWG (5) and ranked third in points and assists...also led the team in faceoff percentage (54.1%) and second in faceoff wins (607)...assumed 10th place on Montreal's all-time points list with an assist, Feb. 25 @ VAN...moved to sixth on the Canadiens' all-time assists list with two helpers, Feb. 13 @ COL...missed 17 games with a lower body injury, Dec. 13-Jan. 20...scored his 600th career NHL point (goal), Oct. 20 vs. FLA...**2007-08:** In his 12th NHL season, appeared in seven postseason contests, earning 3-6=9 points in seven games...missed the first five games of the CQF vs. BOS with a foot injury...finished tied for second on the club in postseason scoring and co-led the club in assists...had 16-40=56 points in 77 regular season games...appeared in

his 700th NHL contest, Jan. 31 @ WSH...collected his 400th career NHL assist, Jan. 3 vs. TB...**2006-07:** Was awarded the King Clancy Memorial Trophy for his leadership qualities and humanitarian contributions...set career highs in goals, assists and points (22-53=75)...led Montreal in both assists and points...also put up career numbers in PPG (11) and shots (154)...tied a career best with an eight-game point streak (3-12=15), Mar. 22-Apr. 7...matched a career high for assists and points in a game (0-4=4), Mar. 27 vs. NYR...earned his 500th career NHL point (assist), Jan. 9 vs. ATL...appeared in his 600th career game, Dec. 14 vs. TB...**2005-06:** Collected two assists in three games in Montreal's CQF series vs. CAR...missed the remainder of the series due to an eye injury...led the club in assists and finished second in scoring (17-45=62) during the regular season...also led the Canadiens in faceoffs won (759) and faceoff percentage (53.8%)...registered his 300th NHL assist, Jan. 16 vs. DAL...collected his 400th career NHL point (assist) in his 500th career NHL game, Oct. 8 @ TOR...**2004-05:** Appeared in 20 contests with TPS Turku in Finland, earning 8-8=16 points...**2003-04:** Finished first on Montreal in playoff scoring with 3-8=11 points...appeared in all 11 of Montreal's postseason contests vs. BOS in the CQF and TB in the CSF...was limited to 68 regular-season games due to a knee injury that kept him out 13 games at the start of the season...ranked third on the team in scoring (14-41=55) and second in assists...had a career-tying six-game assist streak (3-7=10), Mar. 5-16...**2002-03:** Appeared in all 82 contests for the first time in his career...established then-career highs in goals, assists and points (21-50=71)...led the Canadiens in scoring and assists...appeared in his 400th



career game, Jan. 30 @ NYL...scored his 100th NHL goal, Jan. 25 vs. WSH...recorded his 300th career point in a 6-2 Montreal win, Dec. 21 vs. BUF...earned his 200th NHL assist, Dec. 6 @ COL...had a four-point game featuring his first career hat trick (3-1=4), Nov. 18 vs. PIT...was named to the 2003 NHL All-Star team...

2001-02: Participated in all 12 playoff games vs. BOS in the CQF and CAR in the CSF, tying for the team lead in playoff scoring (4-6=10)...won the Bill Masterton Trophy for perseverance, sportsmanship and dedication to hockey following his return to the NHL after battling non-Hodgkins intra-abdominal lymphoma...missed 79 games due to the illness...**2000-01:** Co-led Montreal in assists and scoring (17-30=47) despite playing only 54 games...recorded a then career-high seven-game point streak (6-5=11), Feb. 24-Mar. 10...matched a career high with a +4 rating, Mar. 14 @ CAR...equaled a career high for points in a game with 2-2=4, Feb. 28 vs. PIT...established a career best in TOI, logging 26:12 on Jan. 20 vs. NYR...played in his 300th career NHL contest, Dec. 30 @ EDM...**1999-00:** Named the 27th captain in Canadiens' history, Sept. 30...missed 40 games due to a dislocated shoulder and 13 games with a knee injury...**1998-99:** Was second on the club in scoring...collected his 200th career NHL point, Apr. 13 @ TB...**1997-98:** Set then-career highs in assists and points (14-43=57)...led the club in assists and finished second in scoring...appeared in his 200th career NHL game, Apr. 4 vs. CAR...recorded his 100th career assist in a 6-1 win, Mar. 9 vs. FLA...named to his first All-Star Game...set a career high in assists and matched a personal best in points (0-4=4), Oct. 4 @ BOS...**1996-97:** Led the NHL in scoring (13-25=38) before suffering a knee injury, Dec. 7 vs. CHI...posted a then career-high seven-game point streak (4-6=10), Oct. 24-Nov. 6...earned his 100th NHL point, Apr. 10 @ WSH...appeared in his 100th NHL game, Nov. 13 vs. FLA...**1995-96:** Ranked fourth in scoring among NHL rookies (20-25=45)...tied for first in the NHL in PPG (8)...finished fifth among Canadiens in scoring...scored his first career NHL goal, Oct. 23 vs. LA (Dafae)...made his NHL debut in Montreal's season opener, Oct. 7 vs. PHI...**1994-95:** Was named the Finnish

Player of the Year after leading the Finland Elite League in scoring...was also named to the First All-Star team...


Miscellaneous: Won his fourth career Olympic medal (bronze) as captain of Team Finland at the 2010 Winter Games in Vancouver...joined teammates Jere Lehtinen and



Ville Peltonen for a share of the all-time Olympic men's hockey record with four career medals (V. Tretiak, former USSR, and J. Holik, former Czechoslovakia, also have four)...he also won medals in 1994 in Lillehammer, Norway (bronze), 1998 in Nagano, Japan (bronze) and 2006 in Torino, Italy (silver)...has also appeared for Team Finland in the World Hockey Championship on eight occasions, winning gold in 1995, silver in 1994 and bronze in 2003 and 2008...participated in the World Cup in 1996 and won silver with Finland in 2004...also played for Finland at the World Junior Championship in 1993 and 1994.

PERSONAL:

Resides in his hometown of Turku, Finland during the offseason...Saku and his wife, Hanna, have two children: daughter Ilona (8) and son Aatos (7)...enjoys taking bike rides with his kids, watching movies and going out for nice dinners with his wife and friends...says that if he weren't playing hockey, he'd be a soccer player in Italy...cites U2, Live, Bruce Springsteen and Finnish singer Lauri Tahka as his favorite musical acts...idolized fellow Finn Jari Kurri growing up...says his favorite hockey memories are participating in four Olympics with Team Finland.



BEN LOVEJOY

6

SHOOTS: Right **HEIGHT:** 6-2 **WEIGHT:** 205 **AGE:** 29; turns 30 on February 20, 2014
BORN: February 20, 1984; Concord, New Hampshire **HOMETOWN:** Enfield, New Hampshire
ACQUIRED: From Pittsburgh in exchange for a fifth-round selection in the 2014 NHL Entry Draft, Feb. 6, 2013
DRAFTED: Not drafted
2012-13 REAL TIME STATISTICS
 TOI/GM: 17:49 SHFT/GM: 22.6 FO% (FW/FL): 0.0 (0/0)

2012-13:

Appeared in his fifth NHL season, his first with Anaheim...split the year with Anaheim and Pittsburgh, earning 0-10=10 points with a +4 rating and 29 PIM in 35 games...began the season with the Penguins before being acquired by the Ducks on Feb. 6, 2013...ranked tied for second among Anaheim defensemen with 10 assists in 32 games...earned his 10th assist on Apr. 25 @ VAN, the second-highest total in his career...established a career high with 22:17 TOI, Apr. 17 vs. CBJ...matched his career best (second time) with a +3 rating in a 5-2 victory, Apr. 3 vs. DAL...posted a two-game assist streak (0-2=2) from Mar. 2-4, tying his career high (second time)...registered his first two points as a Duck (0-2=2) on Feb. 12 @ CHI, marking the third multi-point game of his career...appeared in his 100th career NHL game in a 6-5 Anaheim win, Feb. 9 @ STL...made his Ducks debut on Feb. 8 @ DAL...made his first three appearances of the season with Pittsburgh, going scoreless...
PLAYOFFS: Scored 0-2=2 points while averaging 21:05 TOI in Anaheim's seven-game CQF series vs. DET.

CAREER:

Signed by Anaheim to a three-year contract extension through the 2015-16 NHL season, June 27, 2013...**2011-12:** Appeared in his fourth NHL season with Pittsburgh, posting 1-4=5 points with a +3 rating and 13 PIM in 34 games...finished with a

plus-or-even rating in 27 of 34 games...scored his fourth career NHL goal, Jan. 6 vs. NYR...suffered a knee injury on Mar. 25 vs. NJ and returned for two playoff games vs. PHI, going scoreless...**2010-11:** Made his Stanley Cup Playoff debut with Pittsburgh, earning 0-2=2 points with four PIM...earned his first career postseason points with a two-game assist streak (0-2=2) in Games 3-4 @ TB, Apr. 18-20...debuted in Game 1 of the CQF, Apr. 13 vs. TB...had 3-14=17 points with a +11 rating and 48 PIM in 47 regular-season games...set career bests in goals, assists, points, plus/minus, PIM and appearances...recorded a career-high four-game point streak (1-3=4), Mar. 13-21...scored his first career NHL goal (Clemmensen) in a 5-2 Pittsburgh victory, Dec. 22 vs. FLA...was charged with a career-high 12 PIM, Oct. 27 @ TB...**2009-10:** Appeared in his second NHL season with Pittsburgh, scoring 0-3=3 points with a +8 rating and two PIM in 12 games...earned his first career NHL point (assist) in a 6-5 Pittsburgh victory, Nov. 14, 2009 vs. Boston...collected an assist in the following game on Nov. 16 vs. Anaheim for his first career point/assist streak (0-2=2)...also played 65 games for Wilkes-Barre/Scranton, recording 9-20=29 points with 92 PIM...established AHL career highs in goals and PIM...co-led team defensemen in goals and ranked second in scoring...added 0-2=2 points in two Calder Cup Playoff games...**2008-**

NHL HIGHLIGHTS

NHL Career Hat Tricks:

None

NHL Career Multiple-Point Games:

3 (0 multiple-goal, 2 multiple-assist)

NHL Career OT Goals:

None

NHL Career Highs:

Goals: 1, four times (last: Jan. 6, 2012 w/PIT vs. NYR)

Assists: 2, three times (last: Feb. 12, 2013 @ CHI)

Points: 2, three times (last: Feb. 12, 2013 @ CHI; 0-2=2)

PIM: 12, Oct. 27, 2010 w/PIT @ TB

TOI: 22:17, Apr. 17, 2013 vs. CBJ

Shots: 6, Mar. 15, 2011 w/PIT @ OTT

Plus/Minus: +3, two times (last: Apr. 3, 2013 vs. DAL)

Goal Streak: None

Assist Streak: 2, two times (last: Mar. 2-4, 2013; 0-2=2)

Point Streak: 4, Mar. 13-21, 2011 (1-3=4)

Penalty Shots: None

First NHL Game:

In a 4-3 PIT loss, Dec. 8, 2008 vs. BUF

First NHL Point:

An assist in a 6-5 PIT win, Nov. 14, 2009 vs. BOS

First NHL Goal:

A goal (Clemmensen) in a 5-2 PIT win, Dec. 22, 2010 vs. FLA

Milestones Achieved:

100th NHL game, Feb. 9, 2013 @ STL

Milestones Within Reach:

70 appearances to 200 NHL games

LOVEJOY VS. THE NHL

Team	GP	G	A	Pts.	PIM
Anaheim	1	0	1	1	0
Boston	4	0	2	2	2
Buffalo	4	0	1	1	4
Calgary	4	0	0	0	0
Carolina	5	0	0	0	2
Chicago	3	0	3	3	0
Colorado	3	0	0	0	0
Columbus	4	0	1	1	5
Dallas	5	0	0	0	2
Detroit	3	0	1	1	0
Edmonton	6	0	2	2	6
Florida	8	2	1	3	7
Los Angeles	2	0	1	1	4
Minnesota	4	0	0	0	0
Montreal	5	0	1	1	4
Nashville	2	0	0	0	0
New Jersey	10	0	0	0	2
NY Islanders	7	0	1	1	2
NY Rangers	4	1	1	2	2
Ottawa	7	1	1	2	8
Philadelphia	5	0	0	0	2
Phoenix	5	0	2	2	4
Pittsburgh	-	-	-	-	-
San Jose	3	0	1	1	4
St. Louis	4	0	1	1	0
Tampa Bay	4	0	2	2	14
Toronto	6	0	5	5	2
Vancouver	3	0	1	1	2
Washington	3	0	0	0	0
Winnipeg	6	0	2	2	5
NHL Totals	130	4	31	35	92

09: Made his NHL debut with Pittsburgh, going scoreless in two games...his first NHL appearance came in a 4-3 Pittsburgh loss, Dec. 8 vs. BUF...played the remainder of the season with Wilkes-Barre/Scranton, earning 7-24=31 points with a league-leading +42 rating and 84 PIM in 76 games...was named to the PlanetUSA All-Star team...set AHL career highs in scoring, assists, plus/minus and games played...led team defensemen in scoring, goals and assists...added 1-1=2 points with 14 PIM in 12 playoff games...**2007-08:** Appeared in his first full professional season with Wilkes-Barre/Scranton, scoring 2-18=20 points with a +16 rating and 63 PIM in 72 games...led the AHL Penguins in plus/minus and ranked second among team defensemen in scoring and assists...helped lead Wilkes-Barre/Scranton to the Calder Cup Final, earning 2-8=10 points with 18 PIM in 23 playoff games...was signed as a free agent by Pittsburgh on July 7, 2007...**2006-07:** Made his professional debut with Norfolk (AHL), going scoring with six PIM in five games...**Miscellaneous:** Played four years of collegiate hockey from 2002-07, including one at Boston College (Hockey East) and three at Dartmouth (ECAC)...combined for 11-49=60 points with 86 PIM in 118 career NCAA games...was named Second-Team All-Ivy League

and Third-Team All-ECAC in his senior season at Dartmouth in 2006-07...was named to the Hockey East Scholastic Team as a freshman at Boston College in 2002-03.

PERSONAL:

Married wife, Avery, in July 2010...grew up in Orford, New Hampshire...graduated Deerfield Academy in Deerfield, Massachusetts in 2003...his favorite player growing up was Ray Bourque...his best hockey memory was playing his first NHL game...spent most of his summer in Enfield, New Hampshire...Twitter handle is @RevLovejoy6.



REGULAR SEASON									PLAYOFFS				
Season	Team	League	GP	G	A	Pts.	PIM	+/-	GP	G	A	Pts.	PIM
2002-03	Boston College	H-East	22	0	6	6	6	-	-	-	-	-	-
2004-05	Dartmouth	ECAC	32	2	11	13	28	-	-	-	-	-	-
2005-06	Dartmouth	ECAC	32	2	16	18	24	-	-	-	-	-	-
2006-07	Dartmouth	ECAC	32	7	16	23	28	-	-	-	-	-	-
	Norfolk	AHL	5	0	0	0	6	0	-	-	-	-	-
2007-08	Wilkes-Barre	AHL	72	2	18	20	63	+16	23	2	8	10	18
2008-09	Wilkes-Barre	AHL	76	7	24	31	84	+42	12	1	1	2	14
	PITTSBURGH	NHL	2	0	0	0	0	0	-	-	-	-	-
2009-10	PITTSBURGH	NHL	12	0	3	3	2	+8	-	-	-	-	-
	Wilkes-Barre	AHL	65	9	20	29	92	-1	2	0	2	2	2
2010-11	PITTSBURGH	NHL	47	3	14	17	48	+11	7	0	2	2	4
2011-12	PITTSBURGH	NHL	34	1	4	5	13	+3	2	0	0	0	0
2012-13	PITTSBURGH	NHL	3	0	0	0	0	-2	-	-	-	-	-
	ANAHEIM	NHL	32	0	10	10	29	+6	7	0	2	2	0
NHL Totals			130	4	31	35	92	+26	16	0	4	4	4



KYLE PALMIERI

21

SHOOTS: Right **HEIGHT:** 5-11 **WEIGHT:** 195 **AGE:** 22; turns 23 on Feb. 1, 2014
BORN: Feb. 1, 1991; Smithtown, New York **HOMETOWN:** Montvale, New Jersey
DRAFTED: By Anaheim in the first round (26th overall) of the 2009 NHL Entry Draft
2012-13 REAL TIME STATISTICS

TOI/GM: 12:19 SHFT/GM: 16.0 FO% (FW/FL): 8.3% (1/11)

2012-13:

Appeared in his third NHL season with Anaheim, scoring 10-11=21 points with a +2 rating and nine PIM in 42 contests...ranked tied for second on Anaheim in April scoring, picking up 4-4=8 points in 12 contests...tallied five GWG on the season (co-leading the club with Corey Perry), ranking tied for sixth in the NHL...ranked sixth on the Ducks with 10 goals on the season, while his 21 points ranked eighth...had a three-game assist streak (0-3=3), Mar. 18-22...missed four contests with an upper-body injury, Mar. 6-12...recorded his first career hat trick (2 EV, 1 PPG), Feb. 27 vs. NSH...became the second-youngest player in team history to score a hat trick at 22 years and 26 days (Bobby Ryan was youngest at 21 years, 9 months and 22 days on Jan. 8, 2009 @ LA)...marked the sixth natural hat trick in club history...scored his first career PPG, Feb. 2 vs. LA...recorded his second career multi-goal game (2-0=2) in a 3-1 victory on his 22nd birthday, Feb. 1 vs. MIN...began the season with Norfolk (AHL), scoring 13-12=25 points with 54 PIM in 33 games...at the time of his Jan. 12 recall, led Norfolk in goals, ranked second in scoring and third in assists...also ranked tied for seventh in the AHL with seven PPG...**PLAYOFFS:** Appeared in the Stanley Cup Playoffs for the second time in his career, collecting 3-2=5 points in seven CQF series contests vs. DET...led the club with a +5 rating, co-led in goals and ranked

tied for third in points...scored his first career playoff point (assist) and first playoff goal as part of a two-point night (1-1=2) in Game 2 of the CQF, May 2 vs. DET...had a three-game point streak (2-1=3), May 6-10...scored Anaheim's first goal in Game 5 of the CQF, May 8 vs. DET...also scored Anaheim's first goal in Game 6 of the CQF, May 10 @ DET.

CAREER:

Signed a three-year contract through the 2015-16 NHL season, July 26, 2013...signed a three-year entry-level contract, Aug. 3, 2010...**2011-12:** Appeared in his second NHL season with Anaheim, collecting 4-3=7 points with a +3 rating and six PIM in 18 games...had two multi-point games, including a season-high two goals (2-0=2), Mar 14 vs. DET...became the first Ducks rookie to score two goals in a game since Matt Beleskey on Apr. 9, 2010...earned points in two of his first three games from Dec. 10-16 (1-1=2), including his second career NHL goal on Dec. 14 vs. PHX...appeared in 51 games with Syracuse (AHL), recording 33-25=58 points with a +10 rating and 53 PIM...was named a First Team All-Star, becoming only the second Syracuse Crunch player to be named to the First Team...ranked tied for third among AHL leaders in goals and tied for fifth in the league in GWG (7) despite appearing in at least 22 fewer games than the top two goal scorers...led the

NHL HIGHLIGHTS

NHL Career Hat Tricks:

1, Feb. 27, 2013 vs. NSH

NHL Career Multiple-Point Games:

4 (3 multiple-goal, 0 multiple-assist)

NHL Career OT Goals:

None

NHL Career Highs:

Goals: 3, Feb. 27, 2013 vs. NSH

Assists: 1, 14 times (last: Apr. 25, 2013 @ VAN)

Points: 3, Feb. 27, 2013 vs. NSH (3-0=3)

PIM: 5, Mar. 22, 2013 vs. DET

TOI: 16:14, Feb. 12, 2013 @ CHI

Shots: 5, two times (last: Feb. 27, 2013 vs. NSH)

Plus/Minus: +3, two times (last: Mar. 19, 2012 @ SJ)

Goal Streak: Two games, Feb. 1-2, 2013 (3-0=3)

Assist Streak: Two games, three times (last: Apr. 17-19, 2013; 0-2=2)

Point Streak: Three games, Apr. 17-21, 2013 (1-2=3)

Penalty Shots: None

First NHL Game:

In a 3-2 ANA shootout win, Nov. 3, 2010 vs. TB

First NHL Point:

A goal in a 3-2 ANA shootout win, Nov. 3, 2010 vs. TB

First NHL Goal:

A goal (Ellis) in a 3-2 ANA shootout win, Nov. 3, 2010 vs. TB

Milestones Within Reach:

30 appearances to 100 NHL games

PALMIERI VS. THE NHL

Team	GP	G	A	Pts.	PIM
Anaheim	-	-	-	-	-
Boston	1	0	0	0	0
Buffalo	-	-	-	-	-
Calgary	2	0	2	2	0
Carolina	-	-	-	-	-
Chicago	5	0	2	2	0
Colorado	4	0	1	1	2
Columbus	5	0	1	1	0
Dallas	10	1	1	2	2
Detroit	4	2	1	3	5
Edmonton	4	1	0	1	0
Florida	-	-	-	-	-
Los Angeles	6	2	0	2	0
Minnesota	3	2	1	3	0
Montreal	-	-	-	-	-
Nashville	6	3	1	4	0
New Jersey	-	-	-	-	-
NY Islanders	1	0	0	0	0
NY Rangers	-	-	-	-	-
Ottawa	-	-	-	-	P
Philadelphia	-	-	-	-	-
Phoenix	2	1	0	1	2
Pittsburgh	1	0	0	0	0
San Jose	7	1	2	3	2
St. Louis	3	0	1	1	2
Tampa Bay	1	1	0	1	0
Toronto	-	-	-	-	-
Vancouver	4	1	1	2	0
Washington	-	-	-	-	-
Winnipeg	1	0	0	0	0
NHL Totals	70	15	14	29	15


Crunch in goals, ranked third in scoring and tied for third in PPG (6)...represented the Eastern Conference at the 2012 AHL All-Star Classic, scoring one goal in the contest...**2010-11:** Made his NHL debut with Anaheim in his first professional season, scoring one goal in 10 games...notched his first career goal in his NHL debut (Dan Ellis), Nov. 3 vs. TB...at 19 years, nine months and two days, became the fifth-youngest player to appear in a Ducks uniform...made his Stanley Cup Playoff debut in Game 3 of the CQF, Apr. 17 @ NSH, going scoreless in 10:07 TOI...appeared in 62 games with Syracuse, earning 29-22=51 points with 56 PIM...among AHL rookies, ranked first in shots (217), tied for first in goals, and tied for fifth in scoring...led Syracuse in goals and points...was an AHL All-Star and named the league's Rookie of the Month for March after recording 12-3=15 points in 13 games...also earned AHL Player of the Week honors for Mar. 14-20 (6-1=7) and Oct. 25-31 (5-1=6)...collected hat tricks on two occasions, including Mar. 19 vs. Charlotte (3-1=4) and Oct. 27 @ Hamilton (3-0=3)...

Miscellaneous: Represented Team USA at the 2012 IIHF World Championship in Helsinki, notching 2-2=4 points with a +2 rating and eight PIM in seven games...also won bronze with Team USA at the 2011 World Junior Championship in Buffalo, NY...won a gold medal with the U.S. at the 2010 IIHF World Junior Championship...scored 1-8=9 points in seven games, finishing third on Team USA in scoring and second in assists...in his freshman season with Notre Dame (CCHA) in 2009-10, scored 9-8=17 points in 33 games...ranked tied for first in club rookie scoring and tied for 10th in CCHA rookie scoring...his five PPG ranked third on the squad...scored 15-15=30 points with the U.S. U-18 team in 2008-09...ranked fourth among team leaders in points-per-

game (.91) and tied for fourth in GWG (4)...participated in the 2008 IIHF Under-18 World Championship, helping Team USA to bronze with 2-2=4 points in seven games.

PERSONAL


Grew up in Montvale, NJ...graduated from Pioneer High School (Ann Arbor, MI) in 2009...his favorite players growing up were Chris Drury and Mark Messier...cites the 2010 World Junior Championship as his greatest hockey memory...spends most of his summers in Boston, MA golfing and working out...Twitter handle is @kylepalmieri



REGULAR SEASON

PLAYOFFS

Season	Team	League	GP	G	A	Pts.	PIM	+/-	GP	G	A	Pts.	PIM
2009-10	Notre Dame	CCHA	33	9	8	17	36	-	-	-	-	-	-
2010-11	Syracuse	AHL	62	29	22	51	56	-2	-	-	-	-	-
	ANAHEIM	NHL	10	1	0	1	0	-1	1	0	0	0	0
2011-12	Syracuse	AHL	51	33	25	58	53	+10	4	1	1	2	0
	ANAHEIM	NHL	18	4	3	7	6	+3	-	-	-	-	-
2012-13	Norfolk	AHL	33	13	12	25	54	-13	-	-	-	-	-
	ANAHEIM	NHL	42	10	11	21	9	+2	7	3	2	5	4
NHL Totals			70	15	14	29	15	+4	8	3	2	5	4



DUSTIN PENNER

17

SHOOTS: Left **HEIGHT:** 6-4 **WEIGHT:** 247 **AGE:** 31; turns 32 on September 28, 2014
BORN: September 28, 1982, Winkler, Manitoba **HOMETOWN:** Winkler, Manitoba
ACQUIRED: Signed as a free agent, July 16, 2013
DRAFTED: Not drafted
2012-13 REAL TIME STATISTICS

TOI/GM: 16:13 SHFT/GM: 22.1 FO% (FW/FL): 38.5 (5/8)

2012-13:

Appeared in his eighth NHL season, his third with Los Angeles... scored 2-12=14 points with 18 PIM in 33 games...missed four games with a lower-body injury, Apr. 1-7...posted a career-best five-game assist streak, Mar. 2-9...played his 500th career NHL game, Feb. 27 vs. DET...**PLAYOFFS:** Made his fifth career trip to the Stanley Cup Playoffs, earning 3-2=5 points with a +4 rating and eight PIM in 18 games.

CAREER:

Signed as a free agent with Anaheim, July 16, 2013...was acquired by Los Angeles from Edmonton in exchange for Colten Teubert, a first-round selection in the 2011 NHL Entry Draft and a conditional third-round selection in the 2012 NHL Entry Draft, Feb. 28, 2011... signed a five-year contract with Edmonton as a restricted free agent, Aug. 2, 2007...signed a three-year entry level contract with Anaheim, May 12, 2004...**2011-12:** Appeared in his seventh NHL season, his second with Los Angeles...won his second Stanley Cup championship, collecting 3-8=11 points with 32 PIM in 20 games...among NHL playoff leaders, ranked tied for sixth in GWG (2) and PIM...scored the OT GWG in Game 5 of the WCF, May 22 @ PHX...appeared in 65 regular-season games, earning 7-10=17 points with 43 PIM...**2010-11:** Appeared in his sixth NHL season, split with Edmonton and Los Angeles...made his third trip to the Stanley Cup Playoffs, scoring 1-1=2

points in six CQF games with the Kings vs. SJ...combined for 23-22=45 points with 47 PIM in 81 regular-season games, marking the fourth 20th-goal season of his career...posted a career-high six-game scoring streak (2-4=6), Mar. 5-15... was acquired by Los Angeles on Feb. 28, 2011...appeared in his 400th career NHL game, Feb. 19, 2011 vs. ATL...scored his first career SHG, Jan. 6 vs. NYI...earned his 100th career NHL assist on Nov. 27 vs. SJ and his 200th career NHL point, Oct. 10 vs. FLA...**2009-10:** Appeared in his fifth NHL season, his third with Edmonton...earned 32-31=63 points with a +6 rating and 38 PIM in 82 games, marking the third time in the last four seasons to play the entire regular season...set career highs in goals, assists and points...led the Oilers in scoring, goals PPG (9), shots (203) and multi-point games (17)... ranked second in assists and plus/minus...scored his 100th career NHL goal, Apr. 7 vs. COL...**2008-09:** Appeared in his fourth NHL season, his second with Edmonton...notched 17-20=37 points with a career-high +7 rating and 61 PIM in 78 games...co-led in the team in GWG (5) and ranked second in plus/minus...appeared in his 200th career NHL game, Nov. 18 @ CBJ...recorded his 100th career NHL point (goal), Oct. 12 vs. COL...**2007-08:** Appeared in his third NHL season, his first with Edmonton...scored 23-24=47 points with 45 PIM in 82 games, extending his consecutive games played streak to 164...marked his second straight 20-goal campaign...led

NHL HIGHLIGHTS

NHL Career Hat Tricks:

None

NHL Career Multiple-Point Games:

40 (9 multiple-goal, 14 multiple-assist)

NHL Career OT Goals:

2, last: Dec. 1, 2010 w/EDM @ ATL

NHL Career Highs:

Goals: 2, 11 times (last: Feb. 12, 2011 w/EDM vs. OTT)

Assists: 3, three times (last: Dec. 11, 2009 w/EDM @ STL)

Points: 5, Oct. 22, 2009 w/EDM vs. CBJ

PIM: 19, Mar. 12, 2009 w/EDM vs. ATL

TOI: 24:13, Nov. 11, 2009 w/EDM @ BUF

Shots: 11, Oct. 22, 2009 w/EDM vs. CBJ

Plus/Minus: +4, Dec. 11, 2009 w/EDM @ STL

Goal Streak: Four games, two times (last: Apr. 2-7, 2010; 5-3=8)

Assist Streak: Three games, six times (last: Mar. 7-11, 2011; 0-3=3)

Point Streak: Six games, Mar. 5-15, 2011 (2-4=6)

Penalty Shots: None

First NHL Game:

In a 3-1 ANA loss, Nov. 23, 2005 @ DAL

First NHL Point:

An assist in a 3-1 ANA win, Nov. 25, 2005 vs. DET

First NHL Goal:

A goal (LeNeveu) in a 6-1 ANA win, Nov. 30, 2005 vs. PHX

Milestones Within Reach:

25 points to 300 NHL points

78 appearances to 600 NHL games

PENNER VS. THE NHL


Team	GP	G	A	Pts.	PIM
Anaheim	26	5	4	9	8
Boston	5	0	1	1	2
Buffalo	3	1	0	1	0
Calgary	36	6	8	14	20
Carolina	7	1	0	1	6
Chicago	27	10	5	15	10
Colorado	33	8	13	21	16
Columbus	26	8	8	16	8
Dallas	37	9	10	19	15
Detroit	25	3	10	13	14
Edmonton	11	1	3	4	2
Florida	6	2	2	4	4
Los Angeles	25	9	8	17	19
Minnesota	33	9	5	14	22
Montreal	6	3	3	6	4
Nashville	24	5	11	16	14
New Jersey	7	1	0	1	6
NY Islanders	5	1	4	5	2
NY Rangers	5	0	0	0	0
Ottawa	7	3	3	6	2
Philadelphia	5	3	1	4	21
Phoenix	33	13	5	18	12
Pittsburgh	5	0	1	1	2
San Jose	39	12	11	23	18
St. Louis	24	8	10	18	20
Tampa Bay	6	4	2	6	9
Toronto	7	1	2	3	2
Vancouver	37	7	7	14	41
Washington	5	2	1	3	2
Winnipeg	7	2	0	2	23
NHL Totals	522	137	138	275	324

Edmonton in goals, PPG (13) and shots (201)...ranked second in GWG (4), fourth in scoring and sixth in assists...**2006-07:** Won his first Stanley Cup in his second NHL season with Anaheim, earning 3-5=8 points with two PIM in 21 playoff games...appeared in all 21 of Anaheim's postseason contests...led NHL rookies in playoff scoring, assists, GWG and shots, and ranked second in goals and third in plus/minus (+4)...was one of eight Ducks to play all 82 games in the regular season, scoring 16-45=58 points...among NHL rookies, ranked second in shots (204), tied for second in goals, third in PPG (9) and GWG (5) and fifth in points...also led all rookies and tied for 11th overall in the NHL in road goals (19)...finished the season second on the Ducks in goals...set then rookie records for most goals, points, PPG and shots in a season...had a four-game goal streak (5-0=5) from Feb. 26-Mar. 4, the longest by a rookie in club history at the time...**2005-06:** Appeared in his first NHL season with Anaheim...led the Stanley Cup Playoffs in shots (41) and plus/minus (+10)...among rookies in the postseason, ranked tied for first in assists (6) and tied for second in points (9) and assists...had a three-game assist streak (1-5=6), May 7-11...earned three assists to match a franchise playoff high and setting a rookie franchise high in Game 3 of the CSF, May 9 @ COL...collected his first career NHL playoff point (assist) in Game 2 of the CSF, May 7 vs. COL...made his NHL postseason debut in Game 4 of the CQF, Apr. 27 vs. CGY...played 19 regular-season games with Anaheim, earning 4-3=7 points with 14 PIM...recorded his first NHL goal and tied a franchise rookie record for goals in a game (2-1=3), Nov. 30 vs. Phoenix...also appeared in 57 games for Portland, scoring 39-45=84 points with a league-leading +41 rating in 57 games...was a AHL Second-Team All-Star after ranking fifth among league leaders in goals and 11th in scoring...earned his first career NHL point (assist), Nov. 25 vs. DET...made his NHL debut, Nov. 23 @ DAL...**2004-05:** Made his professional debut with Cincinnati (AHL), earning 10-18=28 points with 82 PIM in 77 games...added 2-3=5 points in nine postseason games with the AHL Ducks...**2003-04:** Appeared in his first season with the University of Maine (Hockey East), scoring 11-12=23 points and 52 PIM in 43 games...helped the Black Bears advance to the NCAA Championship game, scoring the GWG vs.

Boston College in the semifinals...was named to the NCAA Championship All-Tournament team...earned the University of Maine's Jack Semler Award, given to the team's most improved player...**2002-03:** Spent the season as a red shirt, having transferred to the University of Maine...**2001-02:** Earned 20-13=33 points in 23 games with Minot State University-Bottineau...won the Most Determined Player Award presented by the coaching staff...**Miscellaneous:** Played high school hockey for his hometown in Winkler after being cut by his local AAA midget and local junior team...then walked on to a junior college team at Minot State Bottineau, before being persuaded to join the team at the University of Maine.

PERSONAL:

Resides year-round in Newport Beach...Mario Lemieux was his favorite hockey player growing up...over the summer golfed at Shady Canyon, where he is now a member...his first job was as a paper boy, delivering the Winnipeg Free Press; lists his favorite Southern California restaurant as The Cannery...Twitter handle is @DustinPenner25.



REGULAR SEASON

PLAYOFFS

Season	Team	League	GP	G	A	Pts.	PIM	+/-	GP	G	A	Pts.	PIM
2003-04	Univ. of Maine	Hockey East	43	11	12	23	52	-	-	-	-	-	-
2004-05	Cincinnati	AHL	77	10	18	28	82	-	9	2	3	5	13
2005-06	Portland	AHL	57	39	45	84	68	-	5	4	3	7	0
	ANAHEIM	NHL	19	4	3	7	14	+3	13	3	6	9	12
2006-07	ANAHEIM	NHL	82	29	16	45	58	-2	21	3	5	8	2
2007-08	EDMONTON	NHL	82	23	24	47	45	-12	-	-	-	-	-
2008-09	EDMONTON	NHL	78	17	20	37	61	+7	-	-	-	-	-
2009-10	EDMONTON	NHL	82	32	31	63	38	+6	-	-	-	-	-
2010-11	EDMONTON	NHL	62	21	18	39	45	-12	-	-	-	-	-
	LOS ANGELES	NHL	19	2	4	6	2	0	6	1	1	2	4
2011-12	LOS ANGELES	NHL	65	7	10	17	43	-7	20	3	8	11	32
2012-13	LOS ANGELES	NHL	33	2	12	14	18	-2	18	3	2	5	8
NHL Totals			522	137	138	275	324	-19	78	13	22	35	58
Anaheim Totals			101	33	19	52	72	+1	34	6	11	17	1



COREY PERRY

10

SHOOTS: Right **HEIGHT:** 6-3 **WEIGHT:** 212 **AGE:** 28; turns 29 on May 16, 2014
BORN: May 16, 1985; Peterborough, Ontario **HOMETOWN:** London, Ontario
DRAFTED: By Anaheim in the first round (28th overall) of the 2003 NHL Entry Draft
2012-13 REAL TIME STATISTICS

TOI/GM: 19:04 SHFT/GM: 22.8 FO% (FW/FL): 20.7% (6/23)

2012-13:

Appeared in his eighth NHL season with Anaheim...scored 15-21=36 points with a +10 rating and 72 PIM in 44 contests...his five GWG co-led the club and ranked tied for sixth overall in the NHL...led the club in PPG (5) and shots (128), co-led in goals and ranked second in assists and points...had eight multiple-point games (two multi-goal, three multi-assist)...posted a team-best seven-game scoring streak (4-8=12, +7) from Feb. 15-Mar. 1, tied for the 10th-longest streak in the NHL in 2012-13...had a pair of three-point games (2-1=3 on Feb. 24 vs. COL and 0-3=3 on Feb. 27 vs. NSH)...scored his fourth career OT goal on Feb. 24 vs. COL, netting the GWG in the second straight game...recorded his 100th career multi-point game (1-1=2), Feb. 15 @ DET...missed four contests due to suspension, Mar. 14-20...went a team-leading 5-for-8 in the shootout for 62.5% with three GDG...**PLAYOFFS:** Appeared in all seven CQF contests vs. DET, collecting two assists with four PIM.

CAREER:

Signed an eight-year contract extension through 2020-21, Mar. 18, 2013...signed a five-year contract through 2012-13, July 1, 2008...is the only Hart Memorial Trophy winner in Anaheim Ducks history, capturing the prize for his MVP season in 2010-11...his 102 goals since the start of the 2010-11 season rank second overall in the NHL (TB's Stamkos has scored 134 in that

span)...**2011-12:** Appeared in his seventh NHL season, scoring 37-23=60 points with 127 PIM...led the Western Conference and ranked tied for sixth in the NHL in goals...also ranked tied for third among league leaders in PPG (14)...led Anaheim in GWG (6) and PIM (127), and ranked second in points...was one of two players in the NHL to score at least 35 goals and record at least 100 PIM (also PHI's Scott Hartnell)...scored 23 goals from Jan. 1 until the completion of the 2011-12 regular season, ranking fourth in the NHL...his 40 combined post-All-Star break goals for the 2010-11 and 2011-12 seasons were five more than any other NHL player (Iginla and Kovalchuk with 35, Stamkos 34 & Marleau 32)...had two hat tricks on the season (Jan. 6 vs. NYI and Feb. 12 @ CBJ), moving his career total to five career three-goal games...played 272 consecutive contests from Jan. 11, 2009-Mar. 10, 2012 before missing two contests from Mar. 12-14 with an upper-body injury...at the time, his 272 consecutive games played ranked fifth on the NHL's "Iron Man" list...scored his 200th career goal in a 4-2 Anaheim victory, Mar. 5 vs. EDM (2-0=2)...along with his hat trick on Feb. 12 @ CBJ, registered a career-high 11 shots on net, just one shy of the franchise record...scored his third career OT goal in a 3-2 win, Feb. 8 vs. CAR...appeared in his 500th career NHL contest, Feb. 1 vs. DAL...moved into a share of fourth in franchise SHG with his sixth career SHG (also Steve

NHL HIGHLIGHTS

NHL Career Hat Tricks:

5 (last: Feb. 12, 2012 @ CBJ)

NHL Career Multiple-Point Games:

107 (33 multiple-goal, 35 multiple-assist)

NHL Career OT Goals:

4 (last: Feb. 24, 2013 vs. COL)

NHL Career Highs:

Goals: 3, five times (last: Feb. 12, 2012 @ CBJ)

Assists: 4, Oct. 31, 2008 vs. VAN

Points: 5, two times (last: Dec. 12, 2010 vs. MIN; 3-2=5)

PIM: 19, Mar. 31, 2012 @ PHX

TOI: 29:27, Apr. 9, 2011 @ LA

Shots: 11, Feb. 12, 2012 vs. CBJ

Plus/Minus: +4, Dec. 12, 2011 vs. MIN

Goal Streak: Five games, Mar. 19-26, 2011 (8-2=10)

Assist Streak: 10 games, Nov. 13-Dec. 1, 2009 (2-11=13)

Point Streak: 19 games, Oct. 21-Dec. 1, 2009 (10-16=26)

Penalty Shots: 1-for-1, Dec. 12, 2010 vs. MIN (Backstrom)

First NHL Game:

In a 5-3 ANA win, Oct. 5, 2005 @ CHI

First NHL Point:

An assist in a 5-3 ANA win, Oct. 5, 2005 @ CHI

First NHL Goal:

A goal (Markkanen) in a 4-2 ANA loss, Oct. 10, 2005 vs. EDM

Milestones Achieved:

500th NHL game, Feb. 1, 2012 vs. DAL

200th NHL goal, Mar. 5, 2012 vs. EDM

200th NHL assist, Apr. 6, 2011 vs. SJ

400th NHL point, Jan. 6, 2012 vs. NYI

Milestones Within Reach:

26 appearances to 600 NHL games


35 points to 500 NHL points

PERRY VS. THE NHL

Team	GP	G	A	Pts.	PIM
Anaheim	-	-	-	-	-
Boston	7	3	2	5	2
Buffalo	7	4	1	5	22
Calgary	31	11	15	26	42
Carolina	7	2	3	5	12
Chicago	29	12	15	27	31
Colorado	29	9	14	23	18
Columbus	30	15	12	27	40
Dallas	48	13	18	31	57
Detroit	29	6	10	16	57
Edmonton	31	15	12	27	24
Florida	6	4	4	8	4
Los Angeles	47	16	16	32	64
Minnesota	29	15	13	28	39
Montreal	4	4	4	8	9
Nashville	29	9	17	26	32
New Jersey	6	2	3	5	2
NY Islanders	7	1	3	4	4
NY Rangers	8	4	2	6	6
Ottawa	6	4	3	7	2
Philadelphia	7	1	6	7	8
Phoenix	45	21	16	37	68
Pittsburgh	7	5	2	7	8
San Jose	47	19	14	33	65
St. Louis	27	7	9	16	40
Tampa Bay	5	0	3	3	2
Toronto	5	3	4	7	6
Vancouver	29	9	14	23	50
Washington	7	3	7	10	14
Winnipeg	5	3	3	6	8
NHL Totals	574	220	245	465	736

Rucchin & Joe Sacco), Jan. 18 vs. PHX...collected his fourth career hat trick, Jan. 8 vs. CBJ...recorded his 400th career NHL point, Jan. 6 vs. NYL...collected 1-1=2 points with a +1 rating in Team Chara's 12-9 victory over Team Alfredsson at the 2012 All-Star Game on Jan. 29 in Ottawa...**2010-11:** Appeared in his sixth NHL season, collecting 50-48=98 points with a +9 rating and 104 PIM in 82 games en route to the Hart Memorial Trophy as league MVP...became the first player from a Southern California team to win the Hart Trophy since Hall-of-Famer Wayne Gretzky earned the honor with Los Angeles in 1989...was only the third player from a California team to win the Hart, joining Gretzky and SJ's Joe Thornton (2006)...also became the second player in franchise history to win the Maurice "Rocket" Richard Trophy by leading the league in goals...appeared in all six CQF games vs. NSH, recording 2-6=8 points with four PIM...led the team in scoring and co-led in assists...had three consecutive multi-point contests in Games 2-4 (2-6=8), Apr. 15-20...tied his playoff career high in points (3) in Game 2 and 4, and in assists (2) in Games 2-4...his 98 points in the regular season ranked third in the NHL and were the most by a Duck since 1997-98...also co-led the league in GWG, ranked tied for fifth in PPG (14) and SHG (4), and his 22:18 avg. TOI ranked first among right wingers and second among all NHL forwards...his 28 goals on the road also led the NHL...led the league with 21 third-period goals and was tops with 23 third-period/OT goals...his 21 third-period goals were also the most in Ducks history and the most by any Western Conference player since 2005-06...25 of his goals tied the score or put the Ducks ahead (nine tied game, 16 put Ducks ahead/won game)...became the third player in club history to score 50 goals, the most by a Duck since Selanne in 1997-98 (52)...marked first time since 2007-08 that a Western Conference player scored 50-or-more

(Iginla, 50)...over the last 20 games of the season, led the NHL in goals and points (19-12=31 with a +12), lifting the Ducks to a fourth-place finish in the Western Conference...also led the NHL in goals (25) and points (47) following the All-Star break...became the first player since 1996-97 to record 50-or-more goals and 100+ PIM in a single season...in addition to his First Star of the Month recognition for March, also received NHL "Stars of the Week" honors on four occasions: First Star of the Week on Apr. 4, Second Star of the Week on Mar. 28 and Third Star of the Week on both Mar. 14 and Feb. 7...finished March with 15-6=21, becoming the fifth NHL player since



REGULAR SEASON PLAYOFFS

Season	Team	League	GP	G	A	Pts.	PIM	+/-	GP	G	A	Pts.	PIM
2001-02	London	OHL	67	28	31	59	56	-	12	2	3	5	30
2002-03	London	OHL	67	25	53	78	145	-	14	7	16	23	27
2003-04	London	OHL	66	40	73	113	98	-	15	7	15	22	20
	Cincinnati	AHL	-	-	-	-	-	-	3	1	1	2	4
2004-05	London	OHL	60	47	83	130	117	-	18	11	27	38	46
	Portland	AHL	19	16	18	34	32	-	1	1	0	1	0
2005-06	ANAHEIM	NHL	56	13	12	25	50	+1	11	0	3	3	16
2006-07	ANAHEIM	NHL	82	17	27	44	55	+12	21	6	9	15	37
2007-08	ANAHEIM	NHL	70	29	25	54	108	+12	3	2	1	3	8
2008-09	ANAHEIM	NHL	78	32	40	72	109	+10	13	8	6	14	36
2009-10	ANAHEIM	NHL	82	27	49	76	111	0	-	-	-	-	-
	Canada	Olympics	7	4	1	5	2	-	-	-	-	-	-
2010-11	ANAHEIM	NHL	82	50	48	98	104	+9	6	2	6	8	4
2011-12	ANAHEIM	NHL	80	37	23	60	127	-7	-	-	-	-	-
2012-13	ANAHEIM	NHL	44	15	21	36	72	+10	7	0	2	2	4
NHL Totals			574	220	245	465	736	+68	61	18	27	45	105



Jan. 1997 to score 15 goals in a single month...also co-led the NHL in scoring (21 points) and ranked first in GWG (4)...his 15 goals accounted for the highest goal-scoring month by a Ducks player in club history...recorded a 10-game point streak from Mar. 19-Apr. 6 (14-8=22, +11)...within the 10-game streak, had a career-high five-game goal streak (7-2=9), Mar. 19-26...had three hat tricks on the season, matching the club record for most by one player in a single season...Dec. 12 vs. MIN, scored his first career hat trick as part of a career and franchise-tying five-point game (3-2=5)...marked the second time in club history a player had scored a hat trick on the PP, at EV and SH...Feb. 5 @ COL, had 3-0=3 points in a 3-0 shutout, becoming the first player in Ducks history to score all three of his team's goals in a win...also became the first player in team history to record a hat trick while scoring every goal in a shutout...was the fourth player to accomplish the feat in an NHL game over the last six seasons...Apr. 6 vs. SJ, reached the 50-goal plateau on his third goal of the game as part of a four-point night (3-1=4)...his second goal served as the game-winner, establishing a franchise record for most GWG in a season (11)...his assist in the Apr. 6 contest marked the 200th of his career...scored a career-high four SHG on the season, establishing a club record...scored back-to-back OT goals (first two of his career), Mar. 19 @ LA and Mar. 20 vs. CGY, becoming the first Ducks player to record OT goals in back-to-back games...scored his first SHG of the season as part of a five-point night (3-2=5), Dec. 12 vs. MIN...his SHG was his first career penalty shot goal (second attempt)...appeared in his 400th career NHL contest, Dec. 10 vs. CGY...scored his 300th career point, Dec. 8 @ VAN...earned two assists for Team Staal in a 11-10 loss to Team Lidstrom at the 2011 NHL All-Star Game, Jan. 30 in Raleigh, NC...**2009-10:** Appeared in his fifth NHL season with Anaheim, scoring 27-49=76 points with 111 PIM...established a career high in assists...was the only player to appear in all 82 Anaheim contests in 2009-10...


had an NHL season-best and club-record 19-game point streak (10-16=26) from Oct. 21-Dec. 1, the longest in over two years (PIT's Sidney Crosby had 11-19=30 points in 19 straight games from Oct. 6-Nov. 15, 2007)...also had a career-best 10-game assist (2-11=13) streak within the 19-game point streak from Nov. 13-Dec. 1, which equaled the franchise best set by Ryan Getzlaf earlier in the season and also was tied for the second-longest in the NHL in 2009-10 (also Getzlaf and TB's Martin St. Louis)...led the Ducks in points and shots (270), ranked second in assists and tied for second in goals...strung together a 15-game home point streak (7-14=21), Oct. 21-Dec. 6, falling two games shy of the club record...appeared in his 300th NHL contest, Nov. 5 vs. NSH...scored his 100th NHL goal, the first of a two-goal night, Nov. 3 vs. PIT...notched his 200th career NHL point (assist), Oct. 10 @ PHI...scored his first career SHG, Oct. 8 @ BOS...**2008-09:** Appeared in his fourth NHL season with Anaheim...appeared in all 13 postseason contests, collecting 8-6=14 points...had a playoff-high five-game point streak (4-3=7) from Apr. 23-May 3...scored the GWG in Game 5 of the CSF, May 12 vs. DET...set playoff career highs in goals and points (2-1=3) in Game 3 of the CSF, May 7 vs. DET...during the regular season, led the Ducks in goals, GWG (8) and shots (283) while ranking second in scoring and plus/minus, and third in assists and PPG (10)...among NHL leaders, finished tied for seventh in GWG...registered his 100th NHL assist, Mar. 27 vs. EDM...with Getzlaf and Selanne, was named a co-recipient of the NHL's First Star award for the week ending Nov. 2 (2-7=9 in four games)...set a career high for points and assists (1-4=5), Oct. 31 vs. VAN, tying a club record for points in a game (12th time)...**2007-08:** Was named a 2008 All-Star in his third NHL season...made his 2008 playoff debut in Game 4 of the CQF, Apr. 17 @ DAL after recovering from a right quadriceps injury...concluded the regular season establishing then-career highs in goals (29), points (54), GWG (4) and shots (200)


and career highs in plus/minus (+12) and PPG (11)...among team leaders, ranked first in goals, second in points and tied for second in GWG...suffered a right quadriceps tendon laceration when he was cut by a skate blade, Mar. 6 @ COL...had surgery that night at a Denver hospital and missed the final 12 games of the regular season...the injury snapped his consecutive games played streak at a career-high 193 games, Jan. 9, 2006-Mar. 6, 2008...played in his 200th career NHL game, Feb. 15 vs. DAL...scored 16 seconds into the game, Jan. 4 vs. CHI, tying for the second-fastest in club history overall and the fastest ever at home...collected his 100th NHL point (assist), Dec. 29 @ CGY...represented the Western Conference at the 2008 All-Star Game, Jan. 27 @ ATL...**2006-07:** Won his first Stanley Cup championship in his second NHL season...appeared in all 21 of Anaheim's Stanley Cup Playoff contests, ranking fourth on the team in goals and tied for seventh in the NHL in points...finished tied for second in club history for most points in a single playoff season behind teammate Ryan Getzlaf...scored the final goal of the 2007 postseason, an unassisted tally at 17:00 in the third period of Game 5 of the SCF, June 6 vs. OTT...collected two assists (a career postseason high) in Game 2 of the WCF, May 13 @ DET...scored a goal (the first of his postseason career) in Game 5 of the CQF, Apr. 19 vs. MIN...was one of eight Ducks to play in all 82 regular season games...**2005-06:** In his first NHL season, earned 0-3=3 points in 11 postseason games...ranked tied for second among rookies in PPA (2) during the postseason...collected his first career playoff point in Game 3 of the CQF, Apr. 25 vs. CGY...made his NHL postseason debut in Game 1 of the CQF, Apr. 21 @ CGY...collected 2-1=3 points (tying a rookie club record for most goals in a game) and recorded his first multiple-point NHL game, Jan. 28 @ LA...collected an assist, tying the Anaheim rookie record with eight shots on goal, Oct. 14 vs. CBJ...scored his first career NHL goal, Oct. 10 vs. EDM...recorded his first career NHL point in his NHL debut, Oct. 5 @ CHI...**Miscellaneous:** Represented Canada at the 2012 IIHF World Championship in Helsinki, scoring 3-4=7 points with a +7 rating in eight games...won gold with Team Canada at the 2010 Olympic Winter Games in Vancouver...in his first career Olympic appearance, notched 4-1=5 points with a +3 rating in seven contests...ranked tied for second in goals for the tournament and scored Canada's second marker in the gold medal game...also won gold at the 2005 IIHF World Junior Championship, playing on the top line with Sidney Crosby and Patrice Bergeron...in 13

career games with Team Canada, has scored 6-6=12 points...in 253 career OHL contests, earned 140-240=380 points, averaging 1.5 points-per-game.

PERSONAL:

Resides in Newport Coast during the season...spent the summer in London, Ontario, where he played his junior hockey...has hosted the Corey Perry "A Round For A Cure" golf tournament, benefiting Wellspring London, a nonprofit walk-in cancer support center...likes to dine at The Cannery in Newport Beach for their sushi rolls...had his first job working nights loading beds onto trucks at a Sleep Country Warehouse store in his hometown.





LUCA SBISA

5

SHOOTS: Left **HEIGHT:** 6-2 **WEIGHT:** 198 **AGE:** 23; turns 24 on Jan. 30, 2014
BORN: Jan. 30, 1990; Ozieri, Italy **HOMETOWN:** Zug, Switzerland
ACQUIRED: From Philadelphia with Joffrey Lupul, a first-round selection in the 2009 NHL Entry Draft, a first-round selection in the 2010 NHL Entry Draft and a conditional third-round selection in the 2010 NHL Entry Draft in exchange for Chris Pronger, June 26, 2009
DRAFTED: By Philadelphia in the first round (19th overall) of the 2008 NHL Entry Draft
2012-13 REAL TIME STATISTICS

TOI/GM: 19:50 SHFT/GM: 23.9 FO% (FW/FL): 0% (0/0)

2012-13:

Appeared in his fifth NHL season, his fourth with Anaheim...scored 1-7=8 points with an even plus/minus ranking and 23 PIM in 41 games...ranked second among team leaders with 99 hits...also finished with 57 blocked shots...matched a career high (second time) with a +3 rating in a 5-2 victory, Apr. 3 vs. DAL...recorded his first career GWG and first goal of the season in a 2-1 win, Mar. 12 @ MIN...tied his career high in points/assists (0-2=2) in a 7-1 victory, Feb. 2 vs. LA...appeared in his 200th career NHL game, Jan. 29 @ SJ...missed the final six games of the season with a lower-body injury, Apr. 17-27...played in his native Switzerland during the lockout, collecting 5-7=12 points with 14 PIM in 30 games with Lugano...**PLAYOFFS:** Appeared in five of Anaheim's CQF contests vs. DET, going scoreless with four PIM...missed Games 1 and 2 due to a lower-body injury.

CAREER:

Signed a four-year contract extension through 2014-15, Mar. 8, 2011...**2011-12:** Appeared in his fourth NHL season, his third with Anaheim...scored 5-19=24 points with 66 PIM in 80 games...established career highs in several categories, including goals, assists, points, appearances, shots on net (88) and TOI (17:55)...ranked third among team defensemen in points and assists, tied for third in goals, and second in PIM...also led Anaheim with 186 hits and ranked fourth with 99 blocked shots...recorded three separate

point streaks of three games to match his career best, including Jan. 31-Feb. 3 (1-2=3), Jan. 6-10 (1-2=3) and Dec. 22-29 (1-2=3)...appeared in his 100th game as a Duck, Nov. 30 vs. MTL...logged a career-high 26:45 TOI, Nov. 23 @ PHX...tied his career high in points (0-2=2), Oct. 16 vs. STL...missed two games with an upper-body injury, Mar. 12-14...**2010-11:** Appeared in his third NHL season, his second with Anaheim...played all six CQF games vs. NSH, collecting one assist (0-1=1) with eight PIM...earned his first career Stanley Cup Playoff point (assist) in Game 5 of the CQF, Apr. 22 vs. NSH...made his Anaheim postseason debut in Game 1 of the CQF, Apr. 13 vs. NSH...appeared in 68 regular season games, scoring 2-9=11 points with 43 PIM...ranked second on the club in hits (170) and sixth in blocked shots...tallied two assists (0-2=2) for his third career multi-point game, Mar. 11 @ COL...appeared in his 100th career NHL contest, Mar. 9 vs. NYR...recorded the second multi-point game (0-2=2) of his career, Feb. 16 vs. WSH...scored his first career PPG as part of a 3-2 Ducks win, Jan. 16 vs. EDM...recorded his first career NHL goal and earned a career-high +3 rating, Dec. 28 @ PHX...began the season with Anaheim, but was assigned to Syracuse (AHL), Oct. 16...in eight AHL games, scored 2-7=9 with a +2 rating and four PIM...was recalled from Syracuse on Nov. 10 and remained with the Ducks for the rest of the season...**2009-10:** Appeared in his second NHL season, his first with Anaheim...played eight

NHL HIGHLIGHTS

NHL Career Hat Tricks:

None

NHL Career Multiple-Point Games:

5 (0 multiple-goal, 5 multiple-assist)

NHL Career OT Goals:

None

NHL Career Highs:

Goals: 1, eight times (last: Mar. 12, 2013 @ MIN)

Assists: 2, five times (last: Feb. 2, 2013 vs. LA)

Points: 2, five times (last: Feb. 2, 2013 vs. LA; 0-2=2)

PIM: 15, Feb. 6, 2012 vs. CGY

TOI: 26:45, Nov. 23, 2011 @ PHX

Shots: 5, Oct. 30, 2008 w/PHI vs. NYI

Plus/Minus: +3, Dec. 28, 2010 vs. PHX

Goal Streak: None

Assist Streak: Three games, Oct. 28-Nov. 2, 2008 (0-4=4)

Point Streak: Three games, four times (last: Jan. 31-Feb. 3, 2012; 1-2=3)

Penalty Shots: None

First NHL Game:

In a 4-3 PHI loss, Oct. 11, 2008 vs. NYR

First NHL Point:

An assist in a 7-6 PHI loss, Oct. 22, 2008 vs. SJ

First NHL Goal:

A goal (Bryzgalov) in a 3-1 ANA win, Dec. 28, 2010 @ PHX

Milestone Achieved:

200th NHL game, Jan. 29, 2013 @ SJ

100th game as a Duck, Nov. 30, 2011 vs. MTL

Milestones Within Reach:

3 appearances to 200 games as a Duck

64 appearances to 300 NHL games


SBISA VS. THE NHL

Team	GP	G	A	Pts.	PIM
Anaheim	1	0	0	0	2
Boston	3	0	1	1	4
Buffalo	4	0	0	0	4
Calgary	10	0	1	1	22
Carolina	7	1	2	3	8
Chicago	12	0	2	2	4
Colorado	12	0	3	3	18
Columbus	10	0	3	3	2
Dallas	18	2	1	3	11
Detroit	8	0	0	0	0
Edmonton	10	1	3	4	9
Florida	2	0	0	0	2
Los Angeles	16	1	6	7	10
Minnesota	13	1	2	3	10
Montreal	5	0	0	0	4
Nashville	10	0	0	0	2
New Jersey	4	0	1	1	4
NY Islanders	6	0	2	2	4
NY Rangers	5	0	0	0	2
Ottawa	3	0	0	0	0
Philadelphia	3	0	0	0	2
Phoenix	15	1	3	4	11
Pittsburgh	4	0	1	1	2
San Jose	18	1	2	3	12
St. Louis	12	0	2	2	12
Tampa Bay	3	0	0	0	2
Toronto	4	0	1	1	0
Vancouver	10	0	2	2	7
Washington	5	0	2	2	4
Winnipeg	3	0	2	2	0
NHL Totals	236	8	42	50	174

games for the Ducks, going scoreless with six PIM...made his Anaheim debut on Oct. 3 vs. SJ, recording 12:59 TOI...was assigned to Lethbridge (WHL), Oct. 26...appeared in 29 games with Lethbridge and Portland (WHL), collecting 4-14=18 points with 29 PIM...added 2-2=4 points in 13 NHL Playoff games with Portland...**2008-09:** Appeared in his first NHL season with Philadelphia, scoring 0-7=7 points in 39 regular season games...became the second-youngest Flyer to make his Stanley Cup Playoffs debut in Game 2 of the CQF, Apr. 17 vs. PIT (Dainius Zubrus)...posted a career-best three-game point and assist streak (0-4=4), Oct. 28-Nov. 2...recorded his first career NHL point (assist), Oct. 22 vs. SJ...made his NHL debut, Oct. 11 vs. NYR, becoming the fourth-youngest Flyer and second-youngest defenseman at 18 yrs., 255 days...was loaned to Lethbridge on Feb. 2 for the remainder of the WHL season...posted 4-11=15 points in 18 regular season games and 2-1=3 points in 11 playoff games with Lethbridge...following the WHL playoffs, was assigned to the Flyers' AHL affiliate, the Philadelphia Phantoms, for two games from Apr. 10-11 (1-1=2)...**2007-08:** Spent the entire season with Lethbridge, earning 6-27=33 points in 62 games...won the Carl Trentini Memorial Award as the Hurricanes Rookie of the Year...led all WHL defensemen in playoff scoring with 3-12=15 points in 19 games as Lethbridge advanced to the 2008 WHL Finals...was selected to participate in the 2008 CHL Top Prospects Game...**Miscellaneous:** Represented Switzerland at the 2012 IIHF World Championship in Helsinki, scoring 0-1=1 point with eight PIM in seven games...had the rare distinction of representing Switzerland at both the 2010 World Junior Championship as captain and 2010 Olympic Winter Games...appeared in five games during the Olympics and three in the World Juniors...suffered an oblique injury in his third game at the World Junior Championship and missed the rest of the tournament...was also a member of Team Switzerland at the 2008 World Junior Championship.

PERSONAL:


Grew up in Zug, Switzerland before moving to Canada to play junior hockey...worked in the office of his hometown ice rink in Switzerland as his first job...over the summer, traveled to Switzerland, Mexico, Italy and Vancouver...the first NHL jersey he received was an Anaheim Ducks sweater, his favorite NHL club...his favorite NHL player growing up was Mats Sundin...his favorite hockey moment was his first NHL game...attended Winston Churchill High School in Lethbridge, Alberta, graduating in 2008...plays golf and tennis during the offseason...his favorite athlete outside of hockey is Roger Federer...his favorite TV shows are It's Always Sunny in Philadelphia, Sons of Anarchy and also enjoys watching HGTV...favorite movies are "This is the End" and "Lawless"...some of the new music he enjoys is by Capital Cities and Alt-J...has an older sister, Chiara (26).



REGULAR SEASON

PLAYOFFS

Season	Team	League	GP	G	A	Pts.	PIM	+/-	GP	G	A	Pts.	PIM
2007-08	Lethbridge	WHL	62	6	27	33	63	+19	19	3	12	15	17
2008-09	PHILADELPHIA	NHL	39	0	7	7	36	-6	1	0	0	0	2
	Lethbridge	WHL	18	4	11	15	19	-4	11	2	1	3	12
	Philadelphia	AHL	2	1	1	2	2	-1	-	-	-	-	-
2009-10	ANAHEIM	NHL	8	0	0	0	6	-1	-	-	-	-	-
	Lethbridge	WHL	17	1	12	13	18	0	-	-	-	-	-
	Portland	WHL	12	3	2	5	11	0	13	2	2	4	26
	Switzerland	Olympics	5	0	0	0	0	-	-	-	-	-	-
2010-11	ANAHEIM	NHL	68	2	9	11	43	-11	6	0	1	1	8
	Syracuse	AHL	8	2	7	9	4	+2	-	-	-	-	-
2011-12	ANAHEIM	NHL	80	5	19	24	66	-5	-	-	-	-	-
2012-13	Lugano	Swiss-A	30	5	7	12	14	-	-	-	-	-	-
	ANAHEIM	NHL	41	1	7	8	23	0	5	0	0	0	4
NHL Totals			236	8	42	50	174	-23	12	0	1	1	14
Anaheim Totals			197	8	35	43	138	-17	11	0	1	1	12



SHOOTS: Right **HEIGHT:** 6-0 **WEIGHT:** 209 **AGE:** 43; turns 44 on July 3, 2014
BORN: July 3, 1970; Helsinki, Finland **HOMETOWN:** Coto de Caza, California
ACQUIRED: Signed as a free agent, Aug. 22, 2005
DRAFTED: By Winnipeg in the first round (10th overall) of the 1988 NHL Entry Draft
2012-13 REAL TIME STATISTICS

TOI/GM: 15:41

SHFT/GM: 18.9

F0% (FW/FL): 50.6% (85/83)

2012-13:

Appeared in his 21st NHL season and 14th with Anaheim, scoring 12-12=24 points and 28 PIM in 46 appearances...among team leaders, ranked fourth in goals, PPG (3) and shots (96), and fifth in points...completed the season ranked 11th in all-time goals (675), tied for 40th in all-time assists (755), 15th in all-time points (1,430), third in all-time PPG (251) and sixth in all-time GWG (107)...appeared in his franchise-leading 900th contest as an Anaheim Duck, Apr. 21 @ EDM...became the leader in career NHL appearances by a Finnish-born player (1,373) surpassing Teppo Numminen, Mar. 25 vs. SJ...scored a goal to gain sole possession of 15th on the all-time scoring list (passing Bryan Trottier), Mar. 22 vs. DET...matched Doug Weight for 40th in all-time assists with a helper on Luca Sbisa's GWG, Mar. 12 @ MIN...surpassed Luc Robitaille for sole possession of 11th in all-time goals (669), Mar. 1 vs. MIN...scored the 250th PPG of his career, gaining sole spot of third in all-time NHL PPG, Feb. 24 vs. COL...recorded 1-3=4 points, Feb. 9 @ STL...marked his second four-point game of the season, becoming the owner of two of four instances in NHL history where a player aged 42 years-or-older scored 4+ points in a single game - had two in a 22-day span...the other two occurrences: Gordie Howe scored 1-3=4 for DET vs. BUF on Feb. 20, 1971 and Tim Horton scored 0-4=4 for PIT vs. PHI on Jan. 15, 1972...became the oldest NHL player in nearly 42 years to score four points in a game (2-2=4), Jan. 19 @ VAN...Gordie Howe scored four on 2/20/71 at 42 years, 326 days...at 42 years, 200 days on season-opening day, was the oldest player to appear in a Ducks uniform...**PLAYOFFS:** Collected 1-2=3 points in seven Q/C contests vs. DET...scored Anaheim's GWG on the PP at 1:29 of the third period in Game 1 of the CQF, Apr. 30 vs. DET.

CAREER:

Signed a one-year contract through 2013-14, Aug. 30, 2013...won his first Stanley Cup with Anaheim in 2007...has been named to 10 NHL All-Star Games...is the Ducks' all-time leader in points (961), goals (448), assists (513), plus/minus (+112), PPG (178), PPP (402), GWG (74), and OT goals (6)...won the inaugural 1999 Maurice "Rocket" Richard Trophy and 1993 Calder Memorial Trophy...won the Bill Masterton Memorial Trophy in 2006...has twice been named a First Team NHL All-Star (1993, 1997), twice named a Second Team All-Star (1998, 1999) and was chosen to be a member of the NHL's 1993 All-Rookie team...is the Ducks' all-time points and goal scoring leader in the playoffs, having earned 33-30=63 points in 84 career playoff games with Anaheim...**2011-12:** Appeared in his 20th NHL season, his 13th with Anaheim...appeared in all 82 games, making him the oldest player in NHL history (41 yrs, 279 days) to appear in all 82 games in a single season...only Nicklas Lidstrom (40 yrs, 347 days in 2010-11), Dave Andreychuk (40 yrs, 187 days in 2003-04), Mark Messier (40 yrs, 79 days in 2000-01) and Ron Francis (40 yrs, 36 days in 2002-03) appeared in all 82 games above the age 40...led the club with 26-40=66 points and 28 power play points, and ranked second in PPG (12), assists, shots (210) and GWG (4, with Getzlaf)...ranked tied for eighth in the NHL in PPG and tied for seventh in power play points...his 26 goals and 66 points made him the second-oldest player in NHL history to reach those marks in a single season (Gordie Howe had 71 points as a 41-year-old in 1968-69)...in addition, his 17, 20-or-more goal seasons tie for the fifth-most in NHL history (many players)...surpassed Luc Robitaille for fourth in all-time PPG (248),

NHL HIGHLIGHTS

NHL Career Hat Tricks:

22 (13 w/ANA; last: Mar. 28, 2011 vs. COL)

NHL Career Multiple-Point Games:

350 (218 w/ANA; 127 multiple-goal, 146 multiple-assist)

NHL Career OT Goals:

9 (6 w/ANA; last: Mar. 18, 2009 vs. NSH)

NHL Career Highs:

Goals: 4, two times (last: Dec. 15, 1995 w/WPG vs. EDM)

Assists: 5, Nov. 19, 2006 vs. PHX

Points: 5, eight times (last: Feb. 24, 2008 vs. CHI; 3-2=5)

PIM: 22, Nov. 5, 2011 @ DET

Shots: 11, two times (last: Apr. 5, 1998 vs. CGY)

TOI: 28:50, Mar. 26, 2000 vs. PHX

Plus/Minus: +5, three times (last: Mar. 31, 2010 @ COL)

Goal Streak: 11 games, Oct. 21-Nov. 10, 1997 (17-1=18)

Assist Streak: Nine games, Dec. 29, 1995-Jan. 16, 1996 (12 assists)

Point Streak: 17 games, two times (last: Feb. 3-Mar. 10, 1999; 15-14=29)

Penalty Shots: 2-for-7 (last: Mar. 28, 2011 vs. COL; goal vs. Elliott)

First NHL Game:

In a 4-1 WPG win, Oct. 6, 1992 vs. DET

First NHL Point:

An assist in a 4-1 WPG win, Oct. 6, 1992 vs. DET

NHL Goal:

A goal (Hockett) in a 4-3 WPG OT loss, Oct. 8, 1992 @ SJ

Milestones Achieved:

1,300th NHL game, Jan. 10, 2012 vs. DAL

900th game as a Duck, Apr. 21, 2013 @ EDM

600th NHL goal, Mar. 21, 2010 vs. COL

400th goal as a Duck, Mar. 4, 2011 vs. DAL

700th NHL assist, Mar. 28, 2011 vs. COL

500th assist as a Duck, Mar. 16, 2012 @ LA

1,400th NHL point, Mar. 14, 2012 vs. DET

900th point as a Duck, Dec. 10, 2011 @ NSH

Milestones Within Reach:

13 appearances to 1,400 NHL games

25 goals to 700 NHL goals


39 points to 1,000 points as a Duck

SELANNE VS. THE NHL

Team	GP	G	A	Pts.	PIM
Anaheim	26	11	14	25	4
Boston	24	14	16	30	6
Buffalo	26	7	21	28	2
Calgary	73	38	43	81	30
Carolina	26	15	9	24	8
Chicago	71	32	33	65	20
Colorado	67	36	40	76	46
Columbus	39	21	20	41	16
Dallas	98	40	45	85	46
Detroit	69	24	36	60	76
Edmonton	80	48	42	90	30
Florida	20	12	5	17	6
Los Angeles	102	52	66	118	53
Minnesota	42	11	21	32	18
Montreal	23	7	17	24	17
Nashville	49	23	29	52	10
New Jersey	26	9	9	18	10
NY Islanders	22	9	11	20	6
NY Rangers	25	15	11	26	26
Ottawa	23	11	9	20	4
Philadelphia	21	17	13	30	4
Phoenix	81	37	40	77	34
Pittsburgh	21	13	21	34	14
San Jose	89	50	46	96	58
St. Louis	72	25	36	61	36
Tampa Bay	29	16	15	31	8
Toronto	33	12	14	26	12
Vancouver	74	40	48	88	38
Washington	24	21	18	39	2
Winnipeg	12	9	7	16	8
NHL Totals	1387	675	755	1430	648

Mar. 25 vs. BOS...earned his 1,400th point to become third European-born player to reach the milestone, Mar. 14 vs. DET (also Jagr and Stan Mikita)...moved past childhood idol and fellow Finn Jari Kurri (1,398 career points) for sole possession of 19th in all-time points (third among active players), Mar. 12 @ COL...passed Brendan Shanahan for 12th in all-time goals (657), Feb. 19 @ FLA...had two assists in his 1,300th NHL game on Jan. 10 vs. DAL, becoming the 52nd player all-time, ninth European-born player and second Finnish-born player (Teppo Numminen) to reach the milestone...had a nine-game point streak (3-10=13) from Dec. 2-19, tied for the ninth-longest in the NHL in 2011-12...it was the longest ever by a 41-year-old in NHL history...recorded his 900th point as a Duck (assist), Dec. 10 @ NSH...appeared in his 800th game as a Duck (all-time franchise leader in GP), Dec. 4 vs. MIN...collected 2-2=4 points, becoming the oldest player (41 yrs, 121 days) to score four points in an NHL game since Tim Horton (42 yrs, 3 days on Jan. 15, 1972), Nov. 1 @ WSH...was also the third-oldest player in NHL history to score four points in a single game (Horton and Gordie Howe—three times)...2010-11: Appeared in the postseason for the 11th time in his career, his seventh with Anaheim...collected a point in each of the six games, making his streak the second-longest in the NHL postseason (tied with five other players)...also had a career-high four-game goal streak (5-0=5) from Apr. 13-20, also marking the second-longest of the NHL postseason (tied with three other players)...scored two goals in Game 3 of the CQF, Apr. 17 @ NSH...it was his first multi-goal playoff game since May 1, 2002 (w/SJ @ COL in Game 1 of the CSF)...the goals were scored exactly 30 seconds apart, marking the fastest two goals scored by one player in a postseason game since Apr. 17, 1996 (PIT's P. Nedved scored goals 11 seconds apart in Game 1 of the CQF vs. WSH)...in the regular season,

appeared in his 19th NHL season, his 12th with Anaheim...collected 31-49=80 points with a +6 rating and 49 PIM in 73 games...was one of 15 NHL players to average over one point-per-game (eighth with 1.10)...finished the season ranked third in the NHL with 16 PPG and tied for eighth in overall scoring...



REGULAR SEASON										PLAYOFFS				
Season	Team	League	GP	G	A	Pts.	PIM	+/-		GP	G	A	Pts.	PIM
1992-93	WINNIPEG	NHL	84	76	56	132	45	+8		6	4	2	6	2
1993-94	WINNIPEG	NHL	51	25	29	54	22	-23		-	-	-	-	-
1994-95	Jokerit	Finland	20	7	12	19	6	-		-	-	-	-	-
	WINNIPEG	NHL	45	22	26	48	2	+1		-	-	-	-	-
1995-96	WINNIPEG	NHL	51	24	48	72	18	+3		-	-	-	-	-
	ANAHEIM	NHL	28	16	20	36	4	+2		-	-	-	-	-
1996-97	ANAHEIM	NHL	78	51	58	109	34	+28		11	7	3	10	4
1997-98	ANAHEIM	NHL	73	52	34	86	30	+12		-	-	-	-	-
	Finland	Olympics	5	4	6	10	8	-		-	-	-	-	-
1998-99	ANAHEIM	NHL	75	47	60	107	30	+18		4	2	2	4	2
1999-00	ANAHEIM	NHL	79	33	52	85	12	+6		-	-	-	-	-
2000-01	ANAHEIM	NHL	61	26	33	59	36	-8		-	-	-	-	-
	SAN JOSE	NHL	12	7	6	13	0	+1		6	0	2	2	2
2001-02	SAN JOSE	NHL	82	29	25	54	40	-11		12	5	3	8	2
	Finland	Olympics	4	3	0	3	2	-		-	-	-	-	-
2002-03	SAN JOSE	NHL	82	28	36	64	30	-6		-	-	-	-	-
2003-04	COLORADO	NHL	78	16	16	32	32	+2		10	0	3	3	2
2004-05	---DID NOT PLAY---													
2005-06	ANAHEIM	NHL	80	40	50	90	44	+28		16	6	8	14	6
	Finland	Olympics	8	6	5	11	4	-		-	-	-	-	-
2006-07	ANAHEIM	NHL	82	48	46	94	82	+26		21	5	10	15	10
2007-08	ANAHEIM	NHL	26	12	11	23	8	+5		6	2	2	4	6
2008-09	ANAHEIM	NHL	65	27	27	54	36	-3		13	4	2	6	4
2009-10	ANAHEIM	NHL	54	27	21	48	16	+3		-	-	-	-	-
	Finland	Olympics	6	0	2	2	0	-		-	-	-	-	-
2010-11	ANAHEIM	NHL	73	31	49	80	49	+6		6	6	1	7	12
2011-12	ANAHEIM	NHL	82	26	40	66	50	-1		-	-	-	-	-
2012-13	ANAHEIM	NHL	46	12	12	24	28	-10		7	1	2	3	6
NHL Totals			1387	675	755	1430	648	+87		118	42	40	82	58
Anaheim Totals			902	448	513	961	459	+112		84	33	30	63	40

only two players in NHL history age 40+ have recorded more points: (Gordie Howe (DET), 1968-98, 103 pts., 40 yrs., 276 days; Johnny Bucyk (BOS), 1975-76, 83 pts., 40 yrs., 234 days...on Mar. 28 vs. COL, became the first player in history age 40+ to record three goals and five points (3-2=5) in a single game and the fourth-oldest player in NHL history to record a three-plus goal game (also Howe, Bucyk & Lidstrom)...also collected his 700th NHL assist in the game...became the first player in NHL history with four game-tying goals in the final 3:00 of the third period in one season (Feb. 11 @ CGY, Mar. 6 vs. VAN, Mar. 20 vs. CGY and Mar. 23 @ DAL)...in March, scored 8-11=19 points in 14 games, ranking tied for fourth among NHL leaders in scoring...scored his 400th goal as a Duck in a 4-3 OT win, Mar. 4 vs. DAL...recorded his 1,300th NHL point, Jan. 16

vs. EDM...appeared in his 1,200th NHL game, Nov. 5 vs. PIT...scored his 800th point as a Duck, Oct. 26 @ DAL...2009-10: Appeared in his 18th NHL season, his 11th with Anaheim...became the 18th player in NHL history to score 600 NHL goals, Mar. 21 vs. COL...also became the third European player to score 600 NHL goals, following Jarmir Jagr (CZE) and Jari Kurri (FIN)...was the seventh right winger to join the list (Gordie Howe, Brett Hull, Mike Gartner, Jarmir Jagr, Dino Ciccarelli and Jari Kurri)...surpassed his childhood idol Kurri on Apr. 2 vs. VAN, scoring his 602nd and 603rd goals to grab sole possession of 17th in all-time goal scoring...ranked tied for third in the NHL in PPG (14) despite being limited to only 54 games due to various injuries...was named the NHL's Third Star of the Week for Mar. 15-21...led the club in PPG and shooting percentage (15.6), ranked tied for second in goals and GWG, and tied for fifth in points...scored two goals in his 700th game as a Duck, Apr. 6 vs. LA...scored a season-tying 2-1=3 points (two PPG), surpassing Jari Kurri for sole possession of 17th in all-time goals on his first marker (602), Apr. 2 vs. VAN...tied Kurri for 17th in all-time goals (601) and had a franchise-tying +5 rating, Mar. 31 @ COL...earned his 400th assist as a Duck, Feb. 8 vs. LA...missed eight games with a fractured jaw, Jan. 14-29...also missed 17 games with a broken hand from Dec. 4-Jan. 7...won bronze as a member of Team Finland at the 2010 Olympic Winter Games in Vancouver...2008-09: Appeared in all 13 of Anaheim's CQF games vs. SJ and CSF contests vs. DET...appeared in his 100th career playoff contest in Game 2 of the CSF, May 3 @ DET...scored his 10th career playoff GWG (also series clinching) in Game 6 of the CQF, Apr. 27 vs. SJ...in the regular season, became the club's all-time leader in assists (370th, Nov. 7 vs. DAL) and games played (Jan. 31 @ COL)...ranked fifth in the NHL and led the club in PPG...scored the ninth OT goal and 1,200th point of his career, Mar. 18 vs. NSH...became the 45th player in NHL history (sixth born outside North America) to reach 1,200 points...the goal accounted for the 574th of his career, claiming sole possession of 18th place on the all-time goals list behind fellow Finn Jari Kurri...became the Ducks' all-time leader in appearances (617) in an Anaheim uniform, Jan. 31 @ COL...missed 17 games with a lacerated left quadriceps...played in his 1,100th game, Dec. 19 @ EDM...earned three assists in his 600th game as a Duck, Nov. 14 vs. NSH...had a nine-game point streak (8-6-14) from Oct. 24-Nov. 7, his longest personal streak since Dec. 31-Feb. 4, 2006 (8-13=21 points in 14



games)...was named a co-recipient of the NHL's First Star of the Week for Oct. 27-Nov. 2 (with Getzlaf and Perry), earning 6-3=9 points in four games...collected his 700th point as a Duck as part of a season-high four-point night (2-2=4), Oct. 31 vs. VAN...recorded his 21st career hat trick (12th with ANA), Oct. 29 vs. DET...all three goals were PPG, tying the individual single-game club record for PPG (Kariya, Mar. 29, 2001 @ SJ)...2007-08: Appeared in all six CQF games vs. DAL, scoring 2-2=4 points...became the franchise's all-time leading scorer on Feb. 17 vs. CGY, surpassing Paul Kariya (300-369=669)...was the NHL's First Star of the Week (Feb. 24), collecting 5-2=7 points over a four-game stretch...upon his return to action on Feb. 5 @ NYI, the club went 20-5-1, recording the best win percentage in the NHL following his season debut on Feb. 10

(.788)...scored a goal eight seconds after teammate Joe DiPenta, tying the club record for the fastest two goals scored, Apr. 5 @ LA...registered his 20th career hat trick and collected two assists for 3-2=5 points, matching a career high (10th time in franchise history, fifth by Selanne), Feb. 24 vs. CHI...also earned his 600th career NHL assist...broke the all-time franchise record for points (314-356=670) with an assist, Feb. 17 vs. CGY...the timing of his return to the Ducks on Feb. 5 @ NYI almost matched the date of his original Ducks debut, which occurred on Feb. 10, 1996, also at Nassau Coliseum (1-0=1)...2006-07: Won his first Stanley Cup...broke Anaheim's previous career playoff high in assists and points with 5-10=15 points in 21 playoff games...finished tied for second in club history for most points in a single playoff season...among NHL playoff leaders, tied for second in


OT goals, tied for fifth in GWG and tied for seventh in scoring...collected an assist, becoming the Ducks' all-time leader in postseason points (16-14=30), Apr. 13 vs. MIN...in the regular season, became the oldest player in NHL history (36-or-older) to score 45-plus goals in one season...had his highest goal total since 1997-98 and highest point total since 1998-99...among NHL leaders, ranked first in PPG (25), tied for first in GWG (10) and road goals, third in goals, tied for fifth in OT goals (2) and tied for 11th in points (48-46=94)...led the Ducks in goals, points, PPG, GWG, OTG, shots (257) and shooting percentage (18.7%)...tied his own franchise record for PPG in a season (also 1998-99)...appeared in all 82 games for the fourth time in his career...scored two goals, giving him the franchise record for PPG (108), Mar. 16 vs. CHI...became the first NHL player 35-or-older to record consecutive 40-plus goal seasons, Mar. 11 vs. VAN (2-1=3)...also became the only active player to record seven 40-plus goals seasons in a career...scored his 301st goal as a Duck, breaking the all-time franchise record (Paul Kariya, 300), Feb. 18 vs. LA...scored a goal in his 10th career NHL All-Star Game appearance, Jan. 24 @ DAL...recorded his 1,100th career NHL point (goal), Jan. 18 @ EDM...scored his 19th career hat trick, Jan. 11 @ DAL...scored 2-1=3 points in his 1,000th career NHL game, Dec. 31 @ MIN...named NHL's First Star of the Month in November, earning 10-13=23 points in 15 games (led NHL)...netted his 500th career goal (36th player in NHL history), Nov. 22 @ COL...scored 2-0=2 points (the first his 600th career point as a Duck), including his 45th career GWG as a Duck, the most in franchise history, Nov. 26 vs. CGY...collected 0-5=5 points, setting a career high for assists in a game

and tying an Anaheim club record for both assists and points, Nov. 19 vs. PHX...**2005-06:** Led the Ducks in goals, points (40-50=90), PPG (18), PPP (40) and plus/minus (+28)...among NHL leaders, ranked tied for 11th in goals and plus/minus, and tied for the 13th in points...won the Bill Masterton Memorial Trophy...was the NHL's Offensive Player of the Week for the period ending Mar. 26 (4-6=10)...had two goals, the second his 1,000th career NHL point, Jan. 30 vs. LA (became the 70th player all-time and seventh European to reach the milestone)...played in his 900th career NHL game, Nov. 20 vs. VAN...with 0-2=2 points, became the second player in team history to record his 499th and 500th points as a Duck, Nov. 6 vs. MIN...collected his 500th career NHL assist, becoming the 11th European-born-and-trained player to reach the plateau, Oct. 8 @ NSH...**2003-04:** With Colorado, scored his 70th career GWG, Mar. 29 vs. LA...signed as a free agent with Colorado, July 3, 2003...**2002-03:** Led San Jose in scoring and shots (253), and ranked tied for first in goals, third in PPG (7), second in assists and PPP (23), and first among forwards in TOI (19:13)...**2001-02:** Finished the playoffs ranked fourth on the Sharks in points and second in goals...scored the GWG in Game 5 of the CSF, May 11 @ COL...in the regular season, finished first on the Sharks in goals and PPG (9), second in shots (202) and PPP (21), and third in points...finished tied for fourth in the NHL and first on the Sharks in GWG (8)...scored two goals as a starter at the NHL All-Star Game on Feb. 2 @ LA, after leading all wingers on the World Team ballot...**2000-01:** With San Jose, had two assists in Game 5 of the CQF, Apr. 19 @ STL...played six playoff games, despite breaking his thumb in Game 1...posted his first hat trick (and GWG) with SJ (18th career), Mar. 29 vs. ANA...was acquired by San Jose on Mar. 5 in exchange for Jeff Friesen, Steve Shields and a second-round pick in the 2003 Draft...at the time of the trade, led Anaheim in goals, assists, points (26-33=59) and GWG (5)...played for the World All-Stars at the NHL All-Star Game in Colorado...**1999-00:** Among NHL leaders, ranked fifth in points, PPA (23), tied for fifth in PPP (31) and seventh in assists...scored 1-1=2 points, including the GWG on Nov. 7 vs. EDM (marking his 500th NHL game)...scored his 321st career goal in that game, the sixth-highest goal total in NHL history after 500 games...scored two goals and added an assist with a +5 rating (tying a club record) on Oct. 19 @ WSH...**1998-99:** Was the winner of the inaugural Maurice "The Rocket" Richard Trophy, awarded to the top NHL goal scorer...named a Second Team All-Star at the end of the season by the PHWA...among NHL leaders, ranked first in PPG (25) and PPP (54), second in points, fourth in assists and fifth in PPA (29)...had a career-tied 17-game point streak (15-14=29) from Feb. 3-Mar. 10, breaking his own club record of 15 games...recorded two goals and an assist on Feb. 10 vs. PHI (his assist in that game marked his 600th NHL point)...scored a goal in the NHL All-Star Game, Jan. 24 @ TB...recorded his 300th NHL assist, Jan. 20 vs. NJ...missed seven games with a strained right thigh in November and December...**1997-98:** Was voted a finalist for the Hart Trophy and Lady Byng Trophy...finished third in voting for the Hart and second for the Lady Byng...was also voted a Second Team NHL All-Star at right wing...tied with Peter Bondra for the league lead in goals despite missing nine games due to injury...among league leaders, also ranked tied for first in GTG (3), third in GWG (10), fourth in shooting percentage (19.4%) and eighth in points and shots (268)...became the fourth player in modern day NHL history (joining Brett Hull, Peter Bondra and Maurice Richard) to score at least 25% of his team's goals in one season (scored 52 of Anaheim's 205 goals; 25.4%)...broke season club records in goals, GWG (11) and GTG (3)...broke his own franchise record with his 52nd goal, Apr. 8 vs. EDM...scored his 50th goal of the season (first to 50 in NHL), Mar. 25 @ CHI...scored a goal in his 400th NHL appearance, Mar. 19 @ PHI...picked up three assists on Jan. 22 @ COL (his third assist was his 200th point with Anaheim)...became the first European player in NHL history to record a hat trick and be named MVP of an All-Star Game, Jan. 18 in Vancouver...recorded his 500th career point with an assist, Jan. 12

@ LA...scored his 100th goal as a Duck, Jan. 4 @ FLA...recorded an 11-game goal streak (17-2=19) from Oct. 21-Nov. 10, establishing a club record...posted a GWG or GTG in four straight contests from Oct. 25-30 to set a club record for consecutive game-deciding goals...**1996-97:** Was voted a First Team NHL All-Star at right wing by the PHWA at the end of the regular season, including 46 first-place votes...finished the season ranked second in the league in goals and points (51-58=109), tied for fifth in GWG (8) and tied for ninth in assists...was a finalist for the 1997 Lady Byng Trophy (Kariya won)...scored the first playoff goal in Mighty Ducks history in Game 1 of the CQF, Apr. 16 vs. PHX...also scored the GWG in that contest...**1995-96:** Accrued a career-high 68 assists...finished the season ranked among league leaders in scoring (tied for seventh with 40-68=108), assists (tied for ninth), PPA (fourth with 39) and PPP (fifth with 48)...was a finalist for the Lady Byng Trophy...earned the first-ever Ducks' home hat trick and four-point game (3-1=4), Feb. 25 vs. SJ...**1994-95:** Finished the season with only two PIM, the fewest in the NHL among players who appeared in 40-or-more games in 1994-95...**1993-94:** Severed his Achilles tendon on Jan. 26 at ANA and missed the remaining 34 games of the season, snapping a consecutive games played streak at 135...scored his 100th NHL goal on Jan. 12 @ BUF in his 130th career NHL game, the second-fastest pace to 100 goals in NHL history (Mike Bossy, 100 goals in his first 129 games)...**1992-93:** Appeared in all 84 games, ranked tied for first in the NHL with 76 goals while his 132 points were good for fifth in the league...led all rookies in goals, PPG (24), GWG (7) and points (76-56=132)...won the Calder Memorial Trophy for NHL Rookie of the Year...was also named to the NHL's First All-Star team at right wing...named *The Hockey News*, *Beckett* and *The Sporting News* Rookie of the Year...scored his 54th goal on Mar. 2 vs. QUE, breaking Mike Bossy's rookie goal-scoring record of 53...recorded his 110th point on Mar. 23 vs. TOR, breaking Peter Stastny's rookie point record of 109 points...ended the season with a career-high (since tied) 17-game point streak (20-14=34), Mar. 9-Apr. 15...established a Jets record and then career-high nine-game goal streak from Mar. 14-Apr. 1, scoring 14 goals in that span...named NHL Rookie of the Month for Oct., Jan., and Mar. (only player to receive the award more than once in 1992-93)...selected as NHL Player of the Month (along with Mogilny) for January (15 GP, 12-15=27)...recorded his first playoff hat trick on Apr. 23 vs. VAN (the first goal was also his first NHL playoff goal)...**Miscellaneous:** Is the Olympic Men's Hockey all-time leading scorer (20-17=37 points in 31 career games)...surpassed Valeri Kharlamov, Vlastimil Bubnik (former Czechoslovakia) and Harry Watson (Canada) to capture sole possession of the title on Feb. 19, 2010 vs. Germany...has won three career Olympic medals: bronze in 2002 and 2010, and silver in 2006...has represented his home country on several of Finland's National Teams (1989 World Junior Championship; 1991 Canada Cup; 1991 World Championship; 1992 Olympic Winter Games; 1994 World Championship (did not play due to injury); 1996 World Championship; 1996 World Cup; 1998 Olympic Winter Games; 1999 World Championship; 2002 Olympic Winter Games; 2003 World Championship; 2006 Olympic Winter Games; 2008 World Championship; 2010 Olympic Winter Games)...played five seasons with Jokerit in Finnish League, scoring 33 or more goals in four of those seasons.

PERSONAL:

Teemu and his wife, Sirpa, have three sons: Eemil, Eetu and Leevi; and one daughter: Veera...has a twin brother, Paavo...other brother's name is Panu...named the First Godfather to the Children's Hospital in Finland...spends his summers near Helsinki, Finland with his family...was a kindergarten teacher in Finland for three years...served in the Finnish Army...his childhood idols were Guy Lafleur, Jari Kurri and Wayne Gretzky...a big fan of auto racing and car collecting...lists a Ferrari Enzo as his favorite automobile.



JAKOB SILFVERBERG

33

SHOOTS: Right **HEIGHT:** 6-1 **WEIGHT:** 200 **AGE:** 22; turns 23 on October 13, 2013
BORN: October 13, 1990; Gavle, Sweden **HOMETOWN:** Gavle, Sweden
ACQUIRED: From Ottawa with Stefan Noesen and a first-round selection in the 2014 NHL Entry Draft in exchange for Bobby Ryan, July 5, 2013
DRAFTED: By Ottawa in the second round (39th overall) of the 2009 NHL Entry Draft
2012-13 REAL TIME STATISTICS
 TOI/GM: 16:13 SHFT/GM: 22.1 FO% (FW/FL): 38.5 (5/8)

2012-13:

Appeared in his first NHL season with Ottawa, scoring 10-9=19 points with a +9 rating in 48 games...was one of six Ottawa players to play the entire season and one of two skaters to record a SHG...also led the team in shots (134) and shootout goals (4-of-7), and co-led in plus/minus...paced Ottawa rookies and tied for fifth among NHL freshmen in goals...earned his first career NHL assist, Feb. 7 vs. CAR...collected his first goal and point of his career (Theodore) in a 4-0 victory, Jan. 21 vs. FLA...recorded a +1 rating and 14:02 TOI in his NHL regular season debut, a 4-1 win on Jan. 19 @ WPG...began the season with Binghamton (AHL), scoring 13-16=29 points with a +4 rating in 34 games...earned his first professional point (goal) in his AHL debut, Oct. 13 vs. Wilkes-Barre/Scranton...**PLAYOFFS:** Made his second career appearance in Stanley Cup Playoffs, collecting 2-2=4 points in 10 games against Montreal and Pittsburgh...earned his first career playoff points (1-1=2) in Game 1 of the CQF, May 2 @ MTL...scored his second career Stanley Cup Playoff goal in Game 3 of the CQF, May 5 vs. MTL...helped set a franchise playoff record for fastest two Ottawa goals scored at eight seconds (Kyle Turris scored the first) in the Game 3 win over MTL.

CAREER:

Signed a three-year entry-level contract with Ottawa, May 30, 2011...**2011-12:** Appeared in two Stanley Cup Playoff games with Ottawa, going scoreless in two CQF games against NYR...made his NHL debut in Game 6 of the CQF, Apr. 23 vs. NYR...also appeared in Game 7 on Apr. 26 @ NYR...had a historic season with Brynas of the Swedish Elite League, winning MVP for both the regular season and playoffs...set a Swedish Elite League playoff record with 13 playoff goals to help lead Brynas to the league championship...also scored 24-30=54 points in 49 regular-season games, ranking second in the league in both goals and scoring...was named winner of Guldhjälmen (Golden Helmet) Award as most valuable player of SEL as voted by league's players and the Guldpuken (Golden Puck), awarded annually to the ice hockey player of the year in Sweden...was the youngest player since Peter Forsberg (1994) to win the Guldhjälmen honor...**2010-11:** Scored 18-16=34 points in 53 games for Brynas...added four assists (0-4=4) in five playoff contests...**2009-10:** Played his first full season in the Swedish Elite League, collecting 8-8=16 points with four PIM in 48 games with Brynas...**2008-09:** Made his Swedish

NHL HIGHLIGHTS

NHL Career Hat Tricks:

None

NHL Career Multiple-Point Games:

2 (1 multiple-goal, 0 multiple-assist)

NHL Career OT Goals:

None

NHL Career Highs:

Goals: 2, Mar. 17, 2013 w/OTT vs. WPG

Assists: 1, nine times (last: Apr. 7, 2013 w/OTT @ FLA)

Points: 2, two times (last: Mar. 23, 2013 w/OTT vs. TB)

PIM: 2, six times (last: Mar. 28, 2013 w/OTT vs. NYR)

TOI: 21:26, Feb. 21, 2013 w/OTT vs. NYR

Shots: 8, Feb. 21, 2013 w/OTT vs. NYR

Plus/Minus: +2, Mar. 19, 2013 w/OTT @ NYI

Goal Streak: Two games, Mar. 17-19, 2013 (3-0-3)

Assist Streak: Three games, Apr. 2-7, 2013 (0-3-3)

Point Streak: Three games, two times (last: Apr. 2-7, 2013; 0-3-3)

Penalty Shots: None

First NHL Game:

In a 4-1 OTT win, Jan. 19, 2013 @ WPG

First NHL Point:

A goal in a 4-0 OTT win, Jan. 21, 2013 vs. FLA

First NHL Goal:

A goal (Theodore) in a 4-0 OTT win, Jan. 21, 2013 vs. FLA

Milestones Within Reach:

52 appearances to 100 NHL games

SILFVERBERG VS. THE NHL


Team	GP	G	A	Pts.	PIM
Anaheim	-	-	-	-	-
Boston	5	0	1	1	0
Buffalo	4	0	1	1	0
Calgary	-	-	-	-	-
Carolina	3	0	1	1	0
Chicago	-	-	-	-	-
Colorado	-	-	-	-	-
Columbus	-	-	-	-	-
Dallas	-	-	-	-	-
Detroit	-	-	-	-	-
Edmonton	-	-	-	-	-
Florida	3	1	1	2	2
Los Angeles	-	-	-	-	-
Minnesota	-	-	-	-	-
Montreal	4	1	1	2	2
Nashville	-	-	-	-	-
New Jersey	3	0	1	1	0
NY Islanders	3	1	1	2	2
NY Rangers	3	2	1	3	4
Ottawa	-	-	-	-	-
Philadelphia	3	0	0	0	0
Phoenix	-	-	-	-	-
Pittsburgh	3	0	0	0	2
San Jose	-	-	-	-	-
St. Louis	-	-	-	-	-
Tampa Bay	3	1	1	2	0
Toronto	5	1	0	1	0
Vancouver	-	-	-	-	-
Washington	3	1	0	1	0
Winnipeg	3	2	0	2	0
NHL Totals	48	10	9	19	12

Elite League debut with Brynas, notching 3-1=4 points with two PIM in 16 games...also helped lead the Brynas Jr. team to the league title after scoring 14-24=38 points in 30 games...

Miscellaneous: Has represented Sweden on the international stage on five occasions, winning medals at the 2011 World Championship (silver) and 2010 World Junior Championship (bronze)...collected an assist (0-1=1) in nine games at the 2011 World Championship in Slovakia and 3-2=5 points in six games during the 2010 World Juniors in Saskatoon...has also played for Sweden at the 2012 World Championship in Helsinki and Stockholm (2-0=2 points in eight games) and the 2008 U-18 World Championship in Russia (1-2=3 points in five games).

PERSONAL:

Grew up in Gavle, Sweden...graduated from Borgarskolan High School in Gavle in 2009...his favorite player growing up was Peter Forsberg...lists his favorite hockey moment as winning the Swedish Elite League championship with Brynas in 2011-12...says his favorite show is "The Big Bang Theory" and his favorite movie is "The Dark Knight"...spends his summers in his hometown of Gavle, Sweden...spent some time over the summer in Stockholm with his fiancée, Clara.



REGULAR SEASON										PLAYOFFS				
Season	Team	League	GP	G	A	Pts.	PIM	+/-		GP	G	A	Pts.	PIM
2005-06	Brynas U-18	Sweden U-18	8	0	0	0	0	-		-	-	-	-	-
2006-07	Brynas U-18	Sweden U-18	14	3	8	11	6	-		3	0	0	0	0
	Brynas Jr.	Sweden Jr.	6	1	3	4	0	-		-	-	-	-	-
2007-08	Brynas U-18	Sweden U-18	5	5	3	8	2	-		5	3	4	7	2
	Brynas Jr.	Sweden Jr.	30	8	12	20	8	-		7	3	0	3	2
2008-09	Brynas Jr.	Sweden Jr.	30	14	24	38	6	-		-	-	-	-	-
	Brynas	Sweden	16	3	1	4	2	-		4	0	0	0	2
2009-10	Brynas	Sweden	48	8	8	16	4	-		5	1	1	2	2
2010-11	Brynas	Sweden	53	18	16	34	16	-		5	0	4	4	2
2011-12	Brynas	Sweden	49	24	30	54	10	-		16	13	7	20	4
	OTTAWA	NHL	-	-	-	-	-	-		2	0	0	0	2
2012-13	Binghamton	AHL	34	13	16	29	2	+4		-	-	-	-	-
	OTTAWA	NHL	48	10	9	19	12	+9		10	2	2	4	2
NHL Totals			48	10	9	19	12	+9		12	2	2	4	4



SHELDON SOURAY

44

SHOOTS: Left **HEIGHT:** 6-4 **WEIGHT:** 231 **AGE:** 37; turns 38 on July 13, 2014
BORN: July 13, 1976; Fishing Lake, Alberta **HOMETOWN:** Malibu, California
ACQUIRED: Signed as a free agent, July 1, 2012
DRAFTED: By New Jersey in the third round (71st overall) of the 1994 NHL Entry Draft
2012-13 REAL TIME STATISTICS

TOI/GM: 20:55 **SHFT/GM:** 24.9 **FO% (FW/FL):** 100.0 (1/0)

2012-13:

Appeared in his 14th NHL season, his first with Anaheim...scored 7-10=17 points with a +19 rating and 52 PIM in 44 contests...co-led NHL defensemen in plus/minus (tied for 11th overall) and tied for second in GWG (3)...overall, finished tied for seventh in road plus/minus (+13)...co-led Anaheim in plus/minus, while leading team defensemen in goals, PPG (2) and GWG, ranking second in points and tied for second in assists...recorded a plus-or-even rating in 40 of 44 contests...his .39 points-per-game average was highest mark since the 2008-09 season with Edmonton...collected his 300th career NHL point (assist), Apr. 17 vs. CBJ...posted a three-game goal streak from Feb. 2-6 (3-1=4), matching his career high...had back-to-back GWG Feb. 4 vs. SJ and Feb. 6 @ COL, the first time the feat was accomplished by a Ducks defenseman...scored his 50th career PPG and notched an assist in his Anaheim debut, Jan. 19 @ VAN. **PLAYOFFS:** Collected one assist in six CQF contests vs. DET...made his Anaheim playoff debut in Game 1 of the CQF, Apr. 30 vs. DET.

CAREER:

Signed a three-year contract with Anaheim through 2014-15, July 1, 2012...signed as a free agent with Edmonton (July 12, 2007) and Dallas (July 1, 2011)...is a three-time All-Star, having appeared in the mid-season classic in 2004, 2007 (as a starter) and 2009...won the Hardest Shot at the 2004 All-Star Skills Competition, along with Adrian Aucoin (recorded 100+ mph slap shots at all three All-Star appearances)...recorded (unofficially) a 106.7 mph slap shot at the 2009 Edmonton Oilers' Skills Competition, a then-NHL high (Chara recorded a 108.8 mph slap shot at 2012 NHL All-Star Weekend)...also holds the NHL record for

most single-season PPG by a defenseman with 19 in 2006-07...**2011-12:** Appeared in his 13th NHL season, his first with Dallas...scored 6-15=21 points with 73 PIM in 64 contests, ranking tied for second among Stars blueliners in goals...co-led Dallas defensemen and ranked tied for fourth on the club with a +11 rating...led all club defensemen with 179 shots...became the 84th defenseman in NHL history to reach the 100-goal milestone, Nov. 4 vs. COL...**2010-11:** Appeared in 40 contests with Hershey (AHL), collecting 4-15=19 points with a +10 rating and 85 PIM...also appeared in six Calder Cup Playoff contests, earning 1-1=2 points...**2009-10:** In his third season with Edmonton, scored 4-9=13 points with 65 PIM in 37 games...had his season cut short due to a broken hand (suffered on Jan. 30 @ CGY, missed the final 29 games of the season)...also suffered a concussion at the start of 2009-10, forcing him to lose 16 games from Oct. 10-Nov. 11...**2008-09:** Reached the 20-goal plateau for the second time in his career, finishing the season with 23-30=53 points and 98 PIM for Edmonton...among NHL defensemen, ranked second in PPG (12) and shots (268), and tied for second in goals...also ranked tied for eighth in defensemen scoring...among team leaders, ranked tied for first in goals and tied for first in GWG (5)...was named to his third career All-Star Game and earned second star honors at the mid-season classic...earned his 200th NHL point, Oct. 17 @ CGY...had a career-tying three-game goal streak (3-1=4), Dec. 22-28...appeared in his 600th NHL contest, Mar. 17 vs. STL...logged a career-high 31:55 TOI, Feb. 14 @ LA...**2007-08:** In his first season as an Oiler, scored 3-7=10 points in 26 contests...missed 55 games due to a shoulder injury (two separate occasions)...had arthroscopic surgery on his shoulder on Feb. 8 and sat

NHL HIGHLIGHTS

NHL Career Hat Tricks:

Dec. 18, 2003 w/MTL vs. NSH (3-1=4)

NHL Career Multiple-Point Games:

49 (9 multiple-goal, 19 multiple-assist)

NHL Career OT Goals:

3, last: Feb. 4, 2007 w/MTL vs. PIT (4-3)

NHL Career Highs:

Goals: 3, Dec. 18, 2003 w/MTL vs. NSH

Assists: 5, Jan. 10, 2004 w/MTL @ PIT

Points: 6, Jan. 10, 2004 w/MTL @ PIT (1-5=6)

PIM: 27, two times (last: Feb. 1, 2007 w/MTL @ PIT)

TOI: 31:55, Feb. 14, 2009 w/EDM @ LA

Shots: 11, two times (last: Feb. 19, 2008 w/EDM vs. ANA)

Plus/Minus: +4, four times (last: Mar. 6, 2012 w/DAL @ VAN)

Goal Streak: Three games, three times (last: Feb. 2-6, 2013; 3-1=4)

Assist Streak: Five games, Dec. 7-19, 2006 (2-9=11)

Point Streak: Seven games, Feb. 14-26, 2007 (4-3=7)

Penalty Shots: None

First NHL Game:

In a 4-2 NJ loss, Oct. 17, 1997 @ OTT

First NHL Point:

An assist in a 3-2 NJ win, Nov. 12, 1997 @ NYR

First NHL Goal:

A goal (Muzzatti) in a 4-3 NJ win, Dec. 16, 1997 vs. NYR

Milestones Achieved:

700th NHL game, Feb. 26, 2012 w/DAL vs. VAN

100th NHL goal, Nov. 4, 2011 w/DAL vs. COL

100th NHL assist, Dec. 19, 2006 w/MTL @ BUF

300th NHL point, Apr. 17, 2013 vs. CBJ

Milestones Within Reach:

9 assists to 200 NHL assists

SOURAY VS. THE NHL

Team	GP	G	A	Pts.	PIM
Anaheim	17	2	4	6	25
Boston	40	7	11	18	79
Buffalo	36	4	10	14	45
Calgary	26	4	9	13	57
Carolina	27	2	6	8	27
Chicago	21	4	2	6	13
Colorado	23	6	10	16	14
Columbus	18	2	10	12	16
Dallas	18	1	10	11	21
Detroit	20	2	3	5	19
Edmonton	14	2	3	5	32
Florida	27	0	4	4	35
Los Angeles	22	2	5	7	43
Minnesota	18	1	2	3	26
Montreal	11	1	1	2	11
Nashville	15	5	5	10	8
New Jersey	21	3	3	6	19
NY Islanders	32	2	11	13	43
NY Rangers	34	5	5	10	67
Ottawa	40	6	7	13	54
Philadelphia	33	3	6	9	46
Phoenix	26	6	5	11	31
Pittsburgh	33	10	14	24	97
San Jose	23	1	3	4	29
St. Louis	22	4	1	5	57
Tampa Bay	28	6	10	16	34
Toronto	36	6	7	13	55
Vancouver	27	5	7	12	51
Washington	30	5	13	18	37
Winnipeg	20	2	4	6	54
NHL Totals	758	109	191	300	1145

out the remainder of the season...**2006-07:** Set personal bests in all major categories, including 19 PPG, a single-season record among NHL defensemen all-time...his 26 goals on the season led all NHL blueliners, the most since Sergei Gonchar (w/WSH) in 2001-02...ranked third in defenseman scoring...made his second career All-Star appearance at the 2007 festivities in Dallas...among league leaders, ranked second overall in PPG and fifth in PPP (48)...ranked first among NHL defensemen in goals, PPG and PPP...became the fifth defenseman in Montreal history to register a 20+ goal season...had a career-best seven-game point streak (4-3=7) from Feb. 14-26 and a personal high five-game assist streak from Dec. 7-19 (2-9=11)...earned his 100th career NHL assist, Dec. 19 @ BUF...**2005-06:** Set a Montreal club record for most goals scored by a defenseman in one playoff series (3)...scored 3-2=5 points in six CQF contests vs. CAR...scored 12-27=39 points in 75 regular-season contests, a then-career best...scored 7-14=21 PPP throughout the season...**2004-05:** Appeared in 39 contests with Farjestad of the Swedish Elite League, scoring 9-8=17 points with a +9 rating and 117 PIM...**2003-04:** In his fifth season with Montreal, scored 15-20=35 points in 63 contests...was a nominee for the Bill Masterton Trophy, returning to achieve then-career highs in goals, assists and points after missing the entire 2002-03 season with a wrist injury...had a career-high six-point game (1-5=6), Jan. 10 vs. PIT...was named to his first career NHL All-Star Game, collecting one assist in the contest...collected his first career hat trick (3-1=4), Dec. 18 vs. NSH...recorded a then-career high in assists (0-3=3), Dec. 13 @ TB...had his first multi-goal game (2-0=2), Oct. 25 vs. OTT...**2002-03:** Sat out the entire NHL season with a wrist injury...**2001-02:** Scored 3-5=8 points in 34 contests for Montreal...missed the second half of the season due to a fractured wrist...returned for 12 contests in the Stanley Cup Playoffs, recording one assist...**2000-01:** Appeared in 52 contests with Montreal, scoring 0-8=8 points with 70 PIM...missed the first 29 contests of the season with a muscle injury...**1999-00:** Split the season with New Jersey and Montreal...was acquired by Montreal on Mar. 1 in exchange for Vladimir Malakhov...recorded 3-8=11 points in 71 combined contests...**1998-99:** In his second NHL season, scored 1-7=8 points in 70 contests...had his first multi-assist game (0-2=2), Feb. 6 vs. TOR...collected


his first multi-point game (1-1=2), Dec. 16 vs. NYR...**1997-98:** Made his NHL debut with New Jersey...scored 3-7=10 points in 60 contests...scored his first NHL goal (Muzzatti) which served as the game-winner in a 4-3 victory, Dec. 16 vs. NYR...earned his first NHL point (assist), Nov. 12 @ NYR...made his NHL debut, Oct. 17 @ OTT...in three playoff contests in his Stanley Cup debut, earned one assist in the club's CQF series vs. OTT...Miscellaneous: Represented Canada at the 2005 IIHF World Championship in Austria, earning 1-1=2 points in nine contests...was a member of the WHL's Second All-Star Team for the Western Conference in 1995-96.

PERSONAL:

Resides in Malibu in the offseason...has two daughters, Valentina and Scarlett...lists Scott Stevens and Chris Chelios as his favorite NHL players growing up...has one sister, Shannon...lists playing in the game when Saku Koivu came back from cancer as his best hockey memory...cites Pearl Jam, Dierks Bentley and Jason Aldean as his favorite bands...says his favorite people to follow on Twitter are Barbie Blank and Phoenix Coyotes forward Paul Bissonnette...spends his summers in Idaho...enjoys paddle boarding, mountain biking and golfing in his spare time...Twitter handle is @SSouray.



REGULAR SEASON											PLAYOFFS					
Season	Team	League	GP	G	A	Pts.	PIM	+/-			GP	G	A	Pts.	PIM	
1997-98	NEW JERSEY	NHL	60	3	7	10	85	+18			3	0	1	1	2	
	Albany	AHL	6	0	0	0	8	-2			-	-	-	-	-	
1998-99	NEW JERSEY	NHL	70	1	7	8	110	+5			2	0	1	1	0	
1999-00	NEW JERSEY	NHL	52	0	8	8	70	-6			-	-	-	-	-	
	MONTREAL	NHL	19	3	0	3	44	+7			-	-	-	-	-	
2000-01	MONTREAL	NHL	52	3	8	11	95	-11			-	-	-	-	-	
2001-02	MONTREAL	NHL	34	3	5	8	62	-5			12	0	1	1	16	
2002-03									----	----						
2003-04	MONTREAL	NHL	63	15	20	35	104	+4			11	0	2	2	39	
2004-05	Farjestad	Sweden	39	9	8	17	117	+9			15	1	6	7	77	
2005-06	MONTREAL	NHL	75	12	27	39	116	-11			6	3	2	5	8	
2006-07	MONTREAL	NHL	81	26	38	64	135	-28			-	-	-	-	-	
2007-08	EDMONTON	NHL	26	3	7	10	36	-7			-	-	-	-	-	
2008-09	EDMONTON	NHL	81	23	30	53	98	+1			-	-	-	-	-	
2009-10	EDMONTON	NHL	37	4	9	13	65	-19			-	-	-	-	-	
2010-11	Hershey	AHL	40	4	15	19	85	+10			6	1	1	2	16	
2011-12	DALLAS	NHL	64	6	15	21	73	+11			-	-	-	-	-	
2012-13	ANAHEIM	NHL	44	7	10	17	52	+19			6	0	1	1	4	
NHL Totals			758	109	191	300	1145	-22			40	3	8	11	69	



BRAD STAUBITZ

25

SHOOTS: Right **HEIGHT:** 6-1 **WEIGHT:** 207 **AGE:** 29; turns 30 on July 28, 2014
BORN: July 28, 1984; Edmonton, Alberta **HOMETOWN:** Edmonton, Alberta
ACQUIRED: Signed as a free agent, July 1, 2012
DRAFTED: Not drafted
2012-13 REAL TIME STATISTICS

TOI/GM: 6:12 **SHFT/GM:** 8.5 **FO% (FW/FL):** 50.0 (3/3)

2012-13:

Appeared in his fifth NHL season, his first with Anaheim... scored 1-1=2 points with an even plus/minus rating and 41 PIM in 15 games... scored his first goal as a Duck and fourth career GWG in a 3-1 victory, Apr. 25 @ VAN... earned his first point of the season (assist), Mar. 8 vs. CGY... ranked tied for fourth on the club with 41 PIM... was twice charged with a season-high 17 PIM, including Feb. 12 @ CHI and Feb. 8 @ DAL... logged a season-best 9:56 TOI in a 3-0 victory, Feb. 6 @ COL... made his Anaheim debut on Jan. 26 vs. NSH... suffered a facial laceration on Mar. 8 vs. CGY and missed four games from Mar. 10-16... **PLAYOFFS:** Did not appear in Anaheim's seven-game CQF series vs. DET.

CAREER:

Signed by Anaheim as a free agent, July 1, 2012... claimed off waivers by Montreal, Feb. 27, 2012... acquired by Minnesota from San Jose in exchange for a fifth-round selection in the 2010 NHL Entry Draft, Jun. 21, 2010... signed by San Jose as an undrafted free agent, Sep. 19, 2005... **2011-12:** Split his fourth NHL season with Minnesota and Montreal... scored one goal (1-0=1) with 121 PIM in 62 games with the Wild and Canadiens... began the season with Minnesota, going scoreless with 73 PIM in 43 games... was claimed off waivers

by Montreal, Feb. 27... appeared in 19 games with the Canadiens, collecting his first goal in a 4-1 season-finale win on Apr. 7 vs. TOR... **2010-11:** Appeared in his third NHL season, his first with Minnesota... played 71 games, earning 4-5=9 points with 173 PIM... established career highs in goals, assists, points, games and PIM... ranked ninth in the NHL in PIM and tied for 10th with 15 majors... the 173 PIM was the fourth highest in Wild history... ranked tied for fourth on team in hits (133)... recorded his first career multi-point game (1-1=2) and set a career high in shots (5), Apr. 3 @ DET... collected his third career GWG in a 4-2 win, Mar. 31 vs. EDM... collected an assist on Mar. 6 vs. BUF to set new career high for assists in a season with four... was charged with a career-high 19 PIM, Jan. 18 @ EDM... appeared in his 100th career NHL game, Nov. 20 vs. NYR... **2009-10:** Appeared in his second NHL season with San Jose, scoring 3-3=6 points with 110 PIM in 47 games... ranked second on the Sharks in PIM... recorded his first career power play point with an assist, Jan. 18 vs. CGY... tallied his first career GWG, Nov. 1, 2009 @ CAR... missed 19 games due to a facial injury, Nov. 17-Dec. 31... **2008-09:** Made his NHL debut with San Jose, collecting 1-2=3 points with 76 PIM in 35 games... ranked third on San Jose in PIM... logged a career-high 13:25 TOI, Mar. 22 vs. COL...

NHL HIGHLIGHTS

NHL Career Hat Tricks:

None

NHL Career Multiple-Point Games:

1 (0 multiple-goal, 0 multiple-assist)

NHL Career OT Goals:

None

NHL Career Highs:

Goals: 1, 10 times (last: Apr. 25, 2013 @ VAN)

Assists: 1, 11 times (last: Mar. 8, 2013 vs. CGY)

Points: 2, Apr. 3, 2011 w/ MIN @ DET (1-1=2)

PIM: 19, Jan. 18, 2011 w/ MIN @ EDM

TOI: 13:25, Mar. 22, 2009 w/ SJ vs. COL

Shots: 5, Apr. 3, 2011 w/ MIN @ DET

Plus/Minus: +2, Oct. 21, 2010 w/ MIN @ EDM

Goal Streak: None

Assist Streak: None

Point Streak: None

Penalty Shots: None

First NHL Game:

In a 4-0 SJ loss, Oct. 17, 2008 @ ANA

First NHL Point:

An assist in a 4-1 SJ win, Nov. 17, 2008 @ NSH

First NHL Goal:

A goal (Roloson) in a 4-1 SJ win, Jan. 9, 2009 @ EDM

Milestones Achieved:

200th NHL game, Mar. 6, 2012 w/ MTL @ CGY

Milestones Within Reach:

70 appearances to 300 NHL games

STAUBITZ VS. THE NHL

Team	GP	G	A	Pts.	PIM
Anaheim	11	0	0	0	24
Boston	1	0	0	0	0
Buffalo	5	0	1	1	11
Calgary	16	0	3	3	38
Carolina	3	1	0	1	2
Chicago	12	0	0	0	31
Colorado	11	0	0	0	19
Columbus	9	1	1	2	54
Dallas	13	1	0	1	38
Detroit	9	1	1	2	4
Edmonton	19	2	2	4	80
Florida	3	0	0	0	5
Los Angeles	13	0	0	0	20
Minnesota	5	0	0	0	4
Montreal	2	0	0	0	4
Nashville	13	1	2	3	16
New Jersey	3	0	0	0	4
NY Islanders	3	0	0	0	5
NY Rangers	4	1	0	1	2
Ottawa	4	0	0	0	10
Philadelphia	6	0	0	0	4
Pittsburgh	7	0	0	0	12
Phoenix	3	0	0	0	9
Pittsburgh	3	0	0	0	9
San Jose	10	0	0	0	12
St. Louis	12	0	0	0	30
Tampa Bay	7	0	1	1	19
Toronto	5	1	0	1	10
Vancouver	15	1	0	1	47
Washington	3	0	0	0	2
Winnipeg	3	0	0	0	5
NHL Totals	230	10	11	21	521

scored his first career NHL goal, Jan. 9 vs. EDM...registered his first career NHL point (assist), Nov. 17 @ NSH...made NHL debut and picked up a fighting major in his first shift (Nathan McIver), Oct. 17 @ ANA...also appeared in 38 games for Worcester (AHL), earning 0-5=5 points with 130 PIM...added two assists (0-2=2) and 15 PIM in 10 Calder Cup Playoff games...**2007-08:** Appeared in his third professional season, his second with Worcester...scored 6-14=20 points with 195 PIM in 73 games...set professional career highs in goals, assists and points...ranked second on Worcester in PIM...**2006-07:** Appeared in his second professional season with Worcester, netting 1-4=5 points with 137 PIM in 51 games...scored his first professional goal, Jan. 24 vs. Houston...made his Calder Cup Playoffs debut in 2007, appearing in five games...**2005-06:** Made his professional debut with Cleveland (AHL), scoring 0-6=6 points with 245 PIM in 71 games...ranked fourth among league rookies in PIM...registered his first professional point with an assist, Nov. 3 vs. Rochester...made his professional debut on Oct. 8 vs. Rochester...

Miscellaneous:

Appeared in 236 career OHL games with Sault-Ste. Marie and Ottawa from 2001-05, scoring 15-46=61 points with 230 PIM...co-led OHL defensemen

in playoff scoring (6-14=20), ranked second overall in PIM (70) and third in plus/minus (+14) in 2005...finished tied for ninth among league leaders in PIM (181), while setting OHL career highs in goals (7), assists (19), and points (26) in 2004-05 with Sault Ste. Marie and Ottawa.

PERSONAL:


Resides in Sarnia, Ontario during the offseason...lists boating, fishing, golfing and reading as his favorite hobbies...over the summer he took a trip to Yellowstone National Park...would be an entrepreneur if not playing hockey...listens to hip hop music before games...cites Pavel Bure as his favorite player growing up...lists "Seinfeld" as his favorite television show and water sports as his favorite sports other than hockey.



REGULAR SEASON

PLAYOFFS

Season	Team	League	GP	G	A	Pts.	PIM	+/-	GP	G	A	Pts.	PIM
2001-02	Sault Ste. Marie	OHL	45	0	3	3	46	-2	3	0	0	0	2
2002-03	Sault Ste. Marie	OHL	55	2	6	8	116	0	4	0	0	0	7
2003-04	Sault Ste. Marie	OHL	66	6	18	24	140	+5	-	-	-	-	-
2004-05	Sault Ste. Marie	OHL	40	2	11	13	101	-1	-	-	-	-	-
	Ottawa	OHL	30	5	8	13	80	-9	21	4	16	20	70
2005-06	Cleveland	AHL	71	0	6	6	245	-31	-	-	-	-	-
2006-07	Worcester	AHL	51	1	4	5	137	-15	5	0	0	0	13
2007-08	Worcester	AHL	73	6	14	20	195	-2	-	-	-	-	-
2008-09	Worcester	AHL	38	0	5	5	130	-11	10	0	2	2	15
	SAN JOSE	NHL	35	1	2	3	76	0	-	-	-	-	-
2009-10	SAN JOSE	NHL	47	3	3	6	110	0	-	-	-	-	-
2010-11	MINNESOTA	NHL	71	4	5	9	173	-5	-	-	-	-	-
2011-12	MINNESOTA	NHL	43	0	0	0	73	-7	-	-	-	-	-
	Houston	AHL	4	0	0	0	9	-5	-	-	-	-	-
	MONTREAL	NHL	19	1	0	1	48	+2	-	-	-	-	-
2012-13	ANAHEIM	NHL	15	1	1	2	41	0	-	-	-	-	-
NHL Totals			230	10	11	21	521	-10	-	-	-	-	-



SAMI VATANEN

45

SHOOTS: Right **HEIGHT:** 5-10 **WEIGHT:** 183 **AGE:** 22; turns 23 on June 16, 2014
BORN: June 3, 1991; Jyvaskyla, Finland **HOMETOWN:** Jyvaskyla, Finland
DRAFTED: By Anaheim in the fourth round (106th overall) of the 2009 NHL Entry Draft
2012-13 REAL TIME STATISTICS

TOI/GM: 15:49

SHFT/GM: 15.7

FO% (FW/FL): 0.0 (0/0)

2012-13:

Made his NHL debut with Anaheim in 2012-13, scoring two goals (2-0=2) with a +3 rating in eight games... scored his first NHL goal (Bobrovsky) on the power play in a 3-2 OT loss, Apr. 17 vs. CBJ... netted his second goal in Anaheim's 3-0 shutout, Apr. 22 @ EDM... made his NHL debut on Feb. 1 vs. MIN at 21 years, 7 months and 29 days, going scoreless with a +1 rating in 13:52 TOI... began the season at Norfolk (AHL), collecting 9-36=45 points with five PPG and 44 PIM in 62 games... was selected to the 2012-13 AHL All-Rookie team and named a 2012-13 First-Team All-Star... ranked tied for fourth among AHL defensemen in scoring... also ranked tied for 10th in rookie scoring... led the Admirals in assists, finished second in scoring, tied for second in GWG (3) and tied for fourth in PPG (5)... had nine multiple point games (eight multi-assist)... posted a career-best seven-game point streak (1-9=10, +6), Feb. 23-Mar. 9.

CAREER:

Signed a three-year entry-level contract with Anaheim, May 31, 2011... **2011-12:** Was named the Finnish Elite League's Defenseman of the Year and named to the league's postseason All-Star team in 2011-12, earning both honors for the second consecutive season... appeared in 49 contests for JYP Jyvaskyla, collecting 14-28=42 points with a +11 rating and 40 PIM... set career highs in goals, assists and points, and tied his career best in PPG (6)... ranked second among SM-Liiga defensemen in goals and points, and tied for second in PPG... added 2-0=2 points with four PIM in four playoff games... **2010-11:** Played 52 games in his second season with JYP in 2010-11, scoring 11-20=31 points with a +30 rating and 30 PIM... was named the Finnish Elite League's Defenseman of the Year and was also selected to the league's postseason All-Star team... ranked fifth

NHL HIGHLIGHTS

NHL Career Hat Tricks:

None

NHL Career Multiple-Point Games:

0 (0 multiple-goal, 0 multiple-assist)

NHL Career OT Goals:

None

NHL Career Highs:

Goals: 1, two times (last: Apr. 22, 2013 @ EDM)

Assists: None

Points: 1, two times (last: Apr. 22, 2013 @ EDM; 1-0=1)

PIM: None

TOI: 18:12, Apr. 17, 2013 vs. CBJ

Shots: 2, two times (last: Apr. 22, 2013 @ EDM)

Plus/Minus: +2, Apr. 22, 2013 @ EDM

Goal Streak: None

Assist Streak: None

Point Streak: None

Penalty Shots: None

First NHL Game:

In a 3-1 ANA win, Feb. 1, 2013 vs. MIN

First NHL Point:

A goal in a 3-2 ANA loss, Apr. 17, 2013 vs. CBJ

First NHL Goal:

A goal (Bobrovsky) in a 3-2 ANA loss, Apr. 17, 2013 vs. CBJ

VATANEN VS. THE NHL

Team	GP	G	A	Pts.	PIM
Anaheim	-	-	-	-	-
Anaheim	-	-	-	-	-
Boston	-	-	-	-	-
Buffalo	-	-	-	-	-
Calgary	1	0	0	0	0
Carolina	-	-	-	-	-
Chicago	-	-	-	-	-
Colorado	1	0	0	0	0
Columbus	1	1	0	1	0
Dallas	-	-	-	-	-
Detroit	-	-	-	-	-
Edmonton	2	1	0	1	0
Florida	-	-	-	-	-
Los Angeles	-	-	-	-	-
Minnesota	1	0	0	0	0
Montreal	-	-	-	-	-
Nashville	-	-	-	-	-
New Jersey	-	-	-	-	-
NY Islanders	-	-	-	-	-
NY Rangers	-	-	-	-	-
Ottawa	-	-	-	-	-
Philadelphia	-	-	-	-	-
Phoenix	-	-	-	-	-
Pittsburgh	-	-	-	-	-
San Jose	1	0	0	0	0
St. Louis	-	-	-	-	-
Tampa Bay	-	-	-	-	-
Toronto	-	-	-	-	-
Vancouver	1	0	0	0	0
Washington	-	-	-	-	-
Winnipeg	-	-	-	-	-
NHL Totals	8	2	0	2	0

among league defensemen in scoring and first overall in plus/minus...**2009-10:** Appeared in a career-high 55 contests for JYP Jyväskylä, earning 7-23=30 points in 55 contests...**Miscellaneous:** Captained Finland at the 2011 World Junior Championship, recording 0-4=4 points in six games...represented Team Finland at the 2010 IIHF World Junior Championship, scoring 2-3=5 points in six games...captained Team Finland to a

bronze medal win over Team Canada at the 2009 IIHF Under-18 World Championships in Fargo, ND... in six tournament games, recorded 0-5=5 points and a +6 rating.

PERSONAL:

Grew up in Jyväskylä, Finland, where he currently spends his summers...his favorite players growing up were Teemu Selanne and Saku Koivu...lists his favorite hockey memory as winning bronze with Finland at the 2009 U18 World Championship.



REGULAR SEASON

PLAYOFFS

Season	Team	League	GP	G	A	Pts.	PIM	+/-	GP	G	A	Pts.	PIM
2007-08	JYP Jyväskylä	Finland Jr.	35	9	29	38	30	-	-	-	-	-	-
2008-09	JYP Jyväskylä	Finland Jr.	20	3	7	10	22	-	-	-	-	-	-
2009-10	JYP Jyväskylä	Finland	55	7	23	30	44	-1	14	3	4	7	6
2010-11	JYP Jyväskylä	Finland	52	11	20	31	30	+30	3	1	1	2	0
2011-12	JYP Jyväskylä	Finland	49	14	28	42	40	+11	4	2	0	2	4
2012-13	Norfolk	AHL	62	9	36	45	44	0	-	-	-	-	-
	ANAHEIM	NHL	8	2	0	2	0	+3	-	-	-	-	-
NHL Totals			8	2	0	2	0	+3	-	-	-	-	-
AHL Totals			62	9	36	45	44	0	-	-	-	-	-



DANIEL WINNIK

34

SHOOTS: Right **HEIGHT:** 6-2 **WEIGHT:** 207 **AGE:** 29; turns 30 on March 6, 2014
BORN: March 6, 1985; Toronto, Ontario **HOMETOWN:** Toronto, Ontario
ACQUIRED: Signed as a free agent, July 20, 2012
DRAFTED: By Phoenix in the ninth round (265th overall) of the 2004 NHL Entry Draft
2012-13 REAL TIME STATISTICS

TOI/GM: 16:49 SHFT/GM: 22.1 FO% (FW/FL): 30.2 (16/37)

2012-13:

Appeared in his sixth NHL season, his first with Anaheim...scored 6-13=19 points with a +13 rating and 16 PIM in 48 games...ranked fifth on the Ducks in plus/minus and tied for ninth in the NHL in plus/minus on the road (+12)...recorded a plus-or-even rating in 38 of his 48 games...was one of three Anaheim players to appear in all 48 regular-season games...appeared in his 400th career game, Mar. 29 @ CHI...became the first player in club history to score five goals in the first four games of a single season (5-1=6), Jan. 19-26...scored his fifth goal in a 3-2 shootout win, Jan. 26 vs. NSH...opened his Anaheim career with back-to-back multi-goal games on Jan. 19 @ VAN (2-0=2) and Jan. 21 @ CGY (2-0=2), tying his career high for goals in a game...**PLAYOFFS:** Made his third career trip to the Stanley Cup Playoffs, his first with Anaheim...earned his second career playoff point (0-1=1 in Game 1) in seven CQF games vs. DET.

CAREER:

Was acquired by San Jose with T.J. Galiardi and a seventh-round selection in the 2013 NHL Entry Draft from Colorado in exchange for Jamie McGinn, Mike Connolly and Michael Sgarbossa, Feb. 27, 2012...was acquired by Colorado from Phoenix in exchange for a fourth-round pick in 2012 Entry Draft, June 28, 2010...**2011-12:** Split his fifth NHL season with Colorado and San Jose...made his second career appearance in the Stanley Cup Playoffs

with San Jose, earning one point (0-1=1) in a five-game CQF loss to STL...earned his first career postseason point (assist) in Game 5 of the CQF, Apr. 21 @ STL...appeared in 84 regular-season games, collecting 8-15=23 points with 52 PIM...led the league in games played, which represented the most in the NHL since Sean Avery played 84 in 2006-07 with Los Angeles and the New York Rangers...was acquired by San Jose as part of a five-player deal at the trade deadline, Feb. 27...collected his 100th career NHL point (goal), Apr. 3 @ DAL...recorded his first career "Gordie Howe hat trick" on Dec. 15 @ SJ, marking a season high in points (1-1=2)...appeared in his 300th NHL game, Nov. 15 @ PIT...**2010-11:** Appeared in his fourth NHL season, his first with Colorado...scored 11-15=26 points with 35 PIM in 80 games, matching career highs in goals, assists and points...also set a career high in shots (167) and a then-career high in appearances, which was tied for the team lead with Matt Duchene...in addition, led Colorado in shorthanded points (3), shorthanded goals (2), and total shorthanded minutes (218:51)...recorded a career-high seven shots on Mar. 28 @ ANA...scored his first career PPG on Feb. 14 vs. CGY and first NHL shorthanded tally on Dec. 31 @ CGY...**2009-10:** Made his Stanley Cup Playoff debut with Phoenix, going scoreless in seven games...appeared in his first career NHL postseason game in Game 1 of the CQF, Apr. 14 vs. DET...played 74 regular-season games

NHL HIGHLIGHTS

NHL Career Hat Tricks:

None

NHL Career Multiple-Point Games:

14 (3 multiple-goal, 6 multiple-assist)

NHL Career OT Goals:

None

NHL Career Highs:

Goals: 2, three times (last: Jan. 21, 2013 @ CGY)

Assists: 2, six times (last: Mar. 18, 2013 vs. SJ)

Points: 3, two times (last: Jan. 21, 2013 @ CGY (2-1=3))

PIM: 17, Oct. 11, 2008 w/PHX vs. CBJ

TOI: 23:13, Mar. 18, 2008 w/PHX @ EDM

Shots: 7, Mar. 28, 2011 w/COL @ ANA

Plus/Minus: +3, four times (last: Mar. 2, 2013 @ PHX)

Goal Streak: Two games, six times (last: Jan. 19-21, 2013; 4-1=5)

Assist Streak: Two games, 10 times (last: Mar. 18-20, 0-3=3)

Point Streak: Four games, Oct. 26-31, 2009 (1-4=5)

Penalty Shots: None

First NHL Game:

In a 3-2 PHX win, Oct. 4, 2007 vs. STL

First NHL Point:

A goal in a 3-2 PHX win, Oct. 4, 2007 vs. STL

First NHL Goal:

A goal (Lagace) in a 3-2 PHX win, Oct. 4, 2007 vs. STL

Milestones Achieved:

400th NHL game, Mar. 29, 2013 @ CHI

100th NHL point, Apr. 3, 2012 w/SJ @ DAL

Milestones Within Reach:

23 assists to 100 NHL assists

WINNIK VS. THE ANAHEIM


Team	GP	G	A	Pts.	PIM
Anaheim	26	0	3	3	20
Boston	5	1	1	2	0
Buffalo	6	2	1	3	4
Calgary	25	9	4	13	14
Carolina	3	0	0	0	0
Chicago	21	0	5	5	10
Colorado	15	1	2	3	9
Columbus	19	1	6	7	22
Dallas	29	2	5	7	12
Detroit	20	2	3	5	4
Edmonton	25	2	6	8	14
Florida	4	0	2	2	0
Los Angeles	33	3	2	5	23
Minnesota	24	0	5	5	15
Montreal	4	0	1	1	2
Nashville	18	3	3	6	6
New Jersey	5	1	1	2	2
NY Islanders	6	0	2	2	2
NY Rangers	5	2	4	6	0
Ottawa	5	1	1	2	2
Philadelphia	5	0	0	0	2
Phoenix	14	1	3	4	0
Pittsburgh	5	0	0	0	0
San Jose	28	2	6	8	26
St. Louis	23	2	4	6	6
Tampa Bay	4	0	1	1	2
Toronto	5	3	3	6	0
Vancouver	23	5	2	7	6
Washington	3	0	1	1	0
Winnipeg	6	0	0	0	0
NHL Totals	414	43	77	120	203

with the Coyotes, scoring 4-15=19 points with a +1 rating with 12 PIM...led team forwards in blocked shots (54) and ranked second in takeaways (30)...also ranked third in shorthanded TOI (3:04)...compiled a career-high four-game point streak (1-4=5), Oct. 26-31...**2008-09:** Appeared in his second NHL season with Phoenix, collecting 3-4=7 points with a +1 rating and a career-high 63 PIM in 49 games...was a plus-or-even in 39 of his 49 games...notched a career-best 2-1=3 points with a +3 rating, Feb. 14 vs. CGY...logged a career-high 17 PIM, Oct. 11 vs. CBJ...missed five games due to injury, Nov. 18-26...went scoreless during a five-game conditioning assignment with San Antonio, Jan. 1-10...**2007-08:** Made his NHL debut with Phoenix, earning 11-15=26 points with 25 PIM in 79 games...among NHL rookies, ranked ninth in shots (122), tied for 13th in goals and games played, tied for first in shorthanded assists (2) and tied for second in SH points (2)...recorded his second NHL multi-point game (1-1=2) in a career-high 23:13 TOI, Mar. 18 @ EDM...posted his first career multi-point contest (1-1=2), Nov. 24 vs. TOR...earned his first career NHL assist, Oct. 11 @ NSH...scored the GWG in his NHL debut on Oct. 4 vs. STL, a 3-2 victory...**2006-07:** Appeared in his second AHL season with San Antonio, scoring 9-12=21 points with 34 PIM in 66 games...also played five games for the Phoenix RoadRunners (ECHL)...**2005-06:** Made his professional debut with San Antonio, scoring 1-1=2 points with eight PIM in seven games...scored a goal in his AHL debut, Apr. 6 vs. Milwaukee...**Miscellaneous:** Played three seasons with the University of New Hampshire (Hockey East) from 2003-06, collecting 37-58=95 points with 82 PIM in 118 career games...was named a Hockey East Second Team All-Star as a junior in 2005-06, finishing tied for fifth in the league in scoring (15-26=41)...shared the team lead

in assists and was tied for second in points...was named Hockey East Player of the Month for November 2006.

PERSONAL:

Graduated from Loyola Catholic Secondary School (Mississauga, Ontario) in 2003...has one older brother, Andrew...vacationed in Barcelona during the summer...says Doug Gilmour was his favorite player growing up...enjoys listening to Wiz Khalifa, Of Monsters and Men, and Kaskade...lists his first career NHL game and his first career NHL goal as his favorite hockey memories...other sporting interests include golf, baseball and football...resides in Toronto during the offseason...Twitter handle is @Danwinnik34.



REGULAR SEASON

PLAYOFFS

Season	Team	League	GP	G	A	Pts.	PIM	+/-	GP	G	A	Pts.	PIM
2003-04	U. of New Hampshire	Hockey East	37	4	10	14	12	-	-	-	-	-	-
2004-05	U. of New Hampshire	Hockey East	42	18	22	40	26	-	-	-	-	-	-
2005-06	U. of New Hampshire	Hockey East	39	15	26	41	44	-	-	-	-	-	-
	San Antonio	AHL	7	1	1	2	8	0	-	-	-	-	-
2006-07	San Antonio	AHL	66	9	12	21	34	-9	-	-	-	-	-
	Phoenix	ECHL	5	0	6	6	9	-2	-	-	-	-	-
2007-08	PHOENIX	NHL	79	11	15	26	25	-3	-	-	-	-	-
2008-09	PHOENIX	NHL	49	3	4	7	63	+1	-	-	-	-	-
	San Antonio	AHL	5	0	0	0	4	-4	-	-	-	-	-
2009-10	PHOENIX	NHL	74	4	15	19	12	+1	7	0	0	0	0
2010-11	COLORADO	NHL	80	11	15	26	35	-2	-	-	-	-	-
2011-12	COLORADO	NHL	63	5	13	18	42	-11	-	-	-	-	-
	SAN JOSE	NHL	21	3	2	5	10	0	5	0	1	1	6
2012-13	ANAHEIM	NHL	48	6	13	19	16	+13	7	0	1	1	7
NHL Totals			414	43	77	120	203	-1	19	0	2	2	13



FREDERIK ANDERSEN GOALTENDER


CATCHES: Left **HEIGHT:** 6-4 **WEIGHT:** 230

BORN: Oct. 2, 1989; Herning, Denmark

DRAFTED: By Anaheim in the third round (87th overall) of the 2012 NHL Entry Draft

Made his North American debut with Norfolk (AHL) in 2012-13, going 24-18-1 with four shutouts, a 2.19 GAA and .929 SV% in 47 appearances...ranked sixth among AHL goaltenders in GAA (third among rookies), second in SV% (first among rookies) and tied for ninth in wins (second among rookies)...won six consecutive starts from Jan. 25-Mar. 1, recording a 1.31 GAA and .954 SV% with two shutouts...led AHL goaltenders with five assists, setting a Norfolk single-season franchise record...was recalled to Anaheim on Jan. 15 and served as Jonas Hiller's backup for the team's season opener on Jan. 19 @ VAN...was reassigned to Norfolk on Jan. 20...also represented Denmark at the 2014 Olympic Qualification Tournament in Vejens, Denmark, going 1-1 while leading all Group F goaltenders in GAA (1.01) and SV% (.960)...appeared in 39 games for Frolunda of the Swedish Elite League in 2011-12, posting a 24-14 record with eight shutouts, a 1.67 GAA and .941 SV%...his eight shutouts established a franchise record, surpassing Henrik Lundqvist's previous mark of seven set in 2003-04...also led the club in GAA and SV%, en route to being named a finalist for the league's 2011-12 Rookie of the Year award...appeared in six playoff games with Frolunda, going 2-4 with a 2.69 GAA and .911 SV%...posted a 2.37 GAA and 10 shutouts in 88 games over three seasons in Denmark's top league...in 2010-11, ranked fourth among league goaltenders in GAA (2.49) and SV% (.920) in 36 games for Frederikshavn...also appeared in 11 postseason games, compiling a 2.34 GAA and .939 SV%...ranked second among league netminders in playoff GAA and third in playoff SV% in 2011...has represented Denmark at the last four IIHF World Championships in Finland/Sweden (2012), Slovakia (2011), Germany (2010) and Switzerland (2009)...was 1-5 with a 3.34 GAA and .888 SV% in six games in 2012, including a 35-save shutout in a 2-0 win over Latvia...went 0-2 with a 3.41 GAA and .910 SV% at the 2011 tournament...made his debut with the men's team at the 2010 World Championship, going 1-1 with a 36-save effort in a 4-1 upset victory against Finland...was also named to the men's team for the 2009 tournament, but did not see action...was a member of the Danish team at the 2008 IIHF World Junior Championship in the Czech Republic...was originally selected by Carolina in the seventh round (187th overall) of the 2010 NHL Entry Draft.

Season	Team	League	REGULAR SEASON							PLAYOFFS					
			GP	MIN	GA	SO	GAA	W-L-T	SV%	GP	MIN	GA	SO	GAA	W-L
2007-08	Herning IK Jr.	Denmark Jr.	17	-	-	-	-	-	-	-	-	-	-	-	-
	Herning IK	Denmark-2	9	-	-	-	-	-	-	-	-	-	-	-	-
2008-09	Herning IK	Denmark-2	1	-	-	-	-	-	-	-	-	-	-	-	-
	Herning	Denmark	22	1249	51	1	2.45	-	-	-	-	-	-	-	-
2009-10	Frederikshavn	Denmark	30	1754	64	6	2.19	-	-	10	607	29	0	2.86	-
2010-11	Frederikshavn	Denmark	36	1953	81	3	2.49	-	.920	11	666	26	0	2.34	-
2011-12	Frolunda	Sweden	39	2335	65	8	1.67	24-14	.941	6	379	17	0	2.69	2-4
2012-13	Norfolk	AHL	47	2685	98	4	2.19	24-18-1	.929	-	-	-	-	-	-
AHL Totals			47	2685	98	4	2.19	24-18-1	.929	-	-	-	-	-	-



IGOR BOBKOV

GOALTENDER

CATCHES: Left **HEIGHT:** 6-5 **WEIGHT:** 235

BORN: January 2, 1991; Surgut, Russia

DRAFTED: By Anaheim in the third round (76th overall) of the 2009 NHL Entry Draft

Appeared in his first full AHL season with Norfolk in 2012-13, going 11-17-0 with two shutouts, a 3.13 GAA and .906 SV% in 28 games...ranked second among AHL goaltenders in shootout SV% (.864, 19-of-22) with a minimum of 10 attempts against... was second on Norfolk in wins, GAA and SV%...was recalled on Apr. 5 and backed up Viktor Fasth that night vs. Dallas... was reassigned to Norfolk, Apr. 8...was also recalled on Apr. 19 and returned to the Admirals on Apr. 24 without making an appearance...opened the season on a three-game winning streak, going 3-0-0 with a 2.22 GAA and .938 SV% from Oct. 13-28...capped the streak by recording his first career AHL shutout on Oct. 28 @ St. John's, stopping all 38 shots...appeared in his second OHL season with Kingston in 2011-12, posting a 17-32-6 record with one shutout, a 3.64 GAA and .902 SV% in 58 games...ranked fourth among OHL goaltenders in appearances...recorded his first career shutout in a 7-0 win on Nov. 11 vs. Oshawa, stopping all 31 shots faced...was assigned to Syracuse (AHL) following the completion of the OHL regular season... went 2-1-1 with a 2.68 GAA and .913 SV% in four AHL games...stopped 22-of-23 shots for a 5-4 shootout victory in his AHL season debut, Mar. 23 vs. St. John's...played his first North American season with London (OHL) in 2010-11, going 4-10-0 with a 4.12 GAA and .874 GAA in 21 appearances...earned his first career OHL win with a 6-3 victory, Oct. 23 @ Peterborough, stopping 29-of-32 shots...also appeared in three OHL Playoff games, going 0-0 with a 4.16 GAA...following London's season, joined Syracuse for two games, posting a 2-0-0 record with a 3.51 GAA and .917 SV%...made his professional debut on Apr. 7 vs. Norfolk, stopping 40-of-43 shots for a 5-3 victory...turned away 30-of-34 shots for his second career AHL win, Apr. 9 vs. Norfolk...helped lead Russia to gold at the 2011 IIHF World Juniors by stopping all 20 shots faced in relief en route to a 5-3 championship win over Canada, Jan. 5...for his efforts, was named Russia's Player of the Game in the decisive medal win...was signed by Anaheim to a three-year entry-level contract, Oct. 12...appeared in 14 contests with Magnitogorsk of the Russian junior league in 2009-10, posting an 8-1 record with a 2.71 GAA and two shutouts...helped lead his club to the league championship in April...was Russia's starting goalie at the 2010 IIHF World Junior Championship in Saskatchewan...in six contests, went 3-3 with one shutout, a 2.45 GAA and .925 SV%...led all tournament goaltenders in SV%...in 2008-09, played in 29 games for Metallurg Magnitogorsk's (KHL) junior club and 14 games for Metallurg-2...was the starting goaltender for Team Russia at the 2009 U-18 World Championship in Fargo, ND...was named the top goaltender of the tournament after posting a 5-2 record with 3.33 GAA (20 GA/360 MIN) and .927 SV% (254-of-274)...also participated in the Six Nations Tournament in the Czech Republic and Slovakia, recording a 2.83 GAA (5 GA/106 MIN) in three games.

REGULAR SEASON										PLAYOFFS					
Season	Team	League	GP	MIN	GA	SO	GAA	W-L-T	SV%	GP	MIN	GA	SO	GAA	W-L
2009-10	Magnitogorsk Jr.	Russia-Jr.	14	655	30	2	2.71	8-1-2	-	2	59	3	0	3.05	0-0
2010-11	London	OHL	21	1048	72	0	4.12	4-10-0	.874	3	29	2	0	4.16	0-0
	Syracuse	AHL	2	120	7	0	3.51	2-0-0	.917	-	-	-	-	-	-
2011-12	Kingston	OHL	58	3300	200	1	3.64	17-32-6	.902	-	-	-	-	-	-
	Syracuse	AHL	4	246	11	0	2.68	2-1-1	.913	-	-	-	-	-	-
2012-13	Norfolk	AHL	28	1570	82	2	3.13	11-17-0	.903	-	-	-	-	-	-
AHL Totals			34	1936	100	2	3.10	15-18-1	.906	-	-	-	-	-	-



MAT CLARK DEFENSEMAN

SHOOTS: Right **HEIGHT:** 6-4 **WEIGHT:** 213

BORN: October 17, 1990; Wheat Ridge, Colorado


DRAFTED: By Anaheim in the second round (37th overall) of the 2009 NHL Entry Draft

Appeared in his third AHL season in 2012-13, scoring 1-9=10 points with 79 PIM in a team-leading 71 games with Norfolk...his lone goal of the season was the OT game-winner in a 3-2 victory on Feb. 17 @ Bridgeport...following the AHL regular season, was recalled by Anaheim on Apr. 27 but did not appear in the Stanley Cup Playoffs...signed a one-year contract through the 2013-14 NHL season, July 15, 2013...made his NHL debut with Anaheim in 2011-12, going scoreless in two games...was recalled from Syracuse (AHL) on Mar. 31 and made his NHL debut the following night vs. EDM, logging 11:02 TOI...also appeared on Apr. 3 @ VAN prior to being reassigned to Syracuse on Apr. 4...appeared in 62 games with Syracuse, recording 1-11=12 points with 72 PIM...ranked fourth among team defensemen in scoring and assists, and second in appearances...scored his third career goal and first of the season in a 5-2 win, Nov. 5 vs. Rochester...also collected 1-1=2 points with 11 PIM in four playoff games...earned his first career postseason point (goal) in Game 2 of the CQF, Apr. 21 vs. St. John's...appeared in his first professional season with Syracuse (AHL) in 2010-11, scoring 2-14=16 points with 128 PIM in 80 games...led Syracuse in PIM and was one of two Crunch players to appear in all 80 games...tied his career high in points (0-2=2) and set a personal best in plus/minus (+3) in a 5-0 victory, Dec. 19 vs. Connecticut...scored his first career goal, Dec. 11 vs. Bridgeport...collected his first career points as part of a two-assist game (0-2=2), Dec. 3 @ Rochester...played 66 games with Brampton (OHL) in 2009-10, earning 7-16=23 points with 88 PIM...led Brampton in PPG (7) and finished tied for second in appearances...also paced team defensemen in goals while ranking second in assists and points...scored 2-4=6 points in seven OHL Playoff games before joining Manitoba (AHL)...made his AHL debut in Manitoba's regular season finale on Apr. 10 vs. Peoria and went on to play six Calder Cup Playoff games...in his first season of major junior with Brampton in 2008-09, finished third among team defensemen in scoring with 3-20=23 points, a +21 rating and 81 PIM in 63 games...helped the Battalion advance to the OHL Final in which the club fell to Windsor in five games...in 21 postseason appearances, collected five assists with 37 PIM...recorded a career-high three assists (0-3=3) on two separate occasions: Nov. 9 vs. Belleville and Jan. 8 vs. Sudbury.

REGULAR SEASON

PLAYOFFS

Season	Team	League	GP	G	A	Pts.	PIM	+/-	GP	G	A	Pts.	PIM
2008-09	Brampton	OHL	63	3	20	23	91	+21	21	0	5	5	37
2009-10	Brampton	OHL	66	7	16	23	88	+1	7	2	4	6	9
	Manitoba	AHL	1	0	0	0	0	0	6	0	0	0	0
2010-11	Syracuse	AHL	80	2	14	16	128	-18	-	-	-	-	-
2011-12	Syracuse	AHL	62	1	11	12	72	-1	4	1	1	2	11
	ANAHEIM	NHL	2	0	0	0	0	-2	-	-	-	-	-
2012-13	Norfolk	AHL	71	1	9	10	79	-13	-	-	-	-	-
NHL Totals			2	0	0	0	0	-2	-	-	-	-	-
AHL Totals			214	4	34	38	279	-32	10	1	1	2	11



JOSEPH CRAMAROSSA

CENTER


SHOOTS: Left **HEIGHT:** 6-2 **WEIGHT:** 190

BORN: October 26, 1992; Toronto, Ontario

DRAFTED: By Anaheim in the third round (65th overall) of the 2011 NHL Entry Draft

Appeared in his fourth OHL season in 2012-13, his first full season with Belleville. ...scored 19-44=63 points with a +19 rating and 89 PIM in 68 games. ...established OHL career highs in goals, assists, points and games. ...led Belleville in scoring and assists, co-led in SHG (2), ranked third in goals and tied for fourth in plus/minus. ...had a career-high five-point night with his first career hat trick (3-2=5, +4), Jan. 11 @ Kingston. ...also recorded four points (1-3=4) in a 5-2 win, Feb. 23 vs. Peterborough. ...helped lead Belleville to Game 7 of the OHL Eastern Conference Final with 5-4=9 points with 35 PIM in 17 postseason games. ...set OHL Playoff career highs in goals, assists, points and games. ...signed a three-year entry-level contract with Anaheim on Mar. 2. ...scored 14-13=27 points in 44 combined contests with Mississauga and Belleville (OHL) in 2011-12. ...was acquired by Belleville on Jan. 5. ...appeared in six postseason contests with the Bulls, collecting 2-2=4 points in the club's CQF series vs. Ottawa. ...in his second season with Mississauga in 2010-11, scored 12-20=32 points and a +22 rating in 59 contests. ...his 101 PIM ranked second among team leaders. ...added 2-2=4 points in 14 OHL playoff games, including a postseason career-high two-goal game in Game 4 of the Eastern Conference Final, Apr. 25 @Niagara. ...helped Mississauga advance to the Memorial Cup final, going scoreless in five contests. ...appeared in 64 contests for Mississauga in 2009-10, scoring 6-10=16 points with a +5 rating and 60 PIM. ...collected 2-2=4 points in 14 playoff games.

REGULAR SEASON									PLAYOFFS				
Season	Team	League	GP	G	A	Pts.	PIM	+/-	GP	G	A	Pts.	PIM
2009-10	Mississauga	OHL	64	6	10	16	60	+5	14	0	2	2	11
2010-11	Mississauga	OHL	59	12	20	32	101	+22	14	2	2	4	6
2011-12	Mississauga	OHL	15	6	5	11	40	-2	-	-	-	-	-
	Belleville	OHL	29	8	8	16	43	-10	6	2	2	4	18
2012-13	Belleville	OHL	68	19	44	63	89	+19	17	5	4	9	35
OHL Totals			235	51	87	138	333	+34	51	9	10	19	70



KYLE CUMISKEY DEFENSEMAN

SHOOTS: Left **HEIGHT:** 5-11 **WEIGHT:** 187

BORN: December 2, 1986; Abbotsford, British Columbia

ACQUIRED: From Colorado in exchange for Jake Newton and a seventh-round selection in the 2013 NHL Entry Draft, Oct. 8, 2011

DRAFTED: By Colorado in the seventh round (222nd overall) of the 2005 NHL Entry Draft

Played the 2012-13 season with Modo of the Swedish Elite League, scoring 7-25=32 points with 30 PIM in 46 games...also earned 1-4=5 points in five playoff games with Modo...was acquired by Anaheim from Colorado on Oct. 8, 2011 and spent the 2011-12 season with Syracuse (AHL)...scored 6-23=29 points with a +1 rating and 44 PIM in 57 AHL games, co-leading Syracuse defensemen in goals and ranking second in points and assists...added one assist (0-1=1) in four AHL Playoff games...appeared in his fifth NHL season with Colorado in 2010-11, earning 1-7=8 points with 10 PIM in 18 games...missed 64 games due to a pair of head injuries, Nov. 4-Jan. 14 and Feb. 9-Apr. 10...appeared in a career-high 61 contests with the Avalanche in 2009-10, earning 7-13=20 points with 20 PIM...led team defensemen in goals...notched his first career multi-goal game (2-0=2), Jan. 18, 2010 vs. Edmonton...set a franchise record for the fastest overtime goal after scoring nine seconds into OT, Feb. 10 vs. ATL...missed five games with a head injury (Feb. 13-Mar. 6) and 16 with a foot injury (Nov. 25-Dec. 26)...made his NHL postseason debut in 2010, scoring 1-1=2 points in the club's six CQF games vs. San Jose...led the team in playoff TOI (22:37)...appeared in his third NHL season with Colorado in 2008-09, going scoreless in six games...missed the final 33 games of the season with a shoulder injury suffered on Jan. 29 vs. TOR...underwent season-ending surgery on Feb. 18...opened the season with Lake Erie (AHL), where he earned 5-12=17 points with a +7 rating and 16 PIM in 28 games...tallied 1-1=2 points with a +6 rating for the Canadian All-Stars at the 2009 AHL All-Star Classic on Jan. 26 @ Worcester...appeared in his second NHL season with Colorado in 2007-08...scored 0-5=5 points with 16 PIM in 38 games...missed 17 games with a groin injury, Jan. 12-Feb. 18...began the season at Lake Erie, posting 1-1=2 points with four PIM in five games...appeared in his first NHL season with Colorado in 2006-07, scoring 1-1=2 points with two PIM in nine games...recorded his first career NHL assist on Jan. 13 @ ANA and his first career goal, Jan. 6 @ MIN...made his NHL debut with the Avalanche in on Jan. 1, 2007 at Nashville...also played 63 AHL games with Albany, scoring 7-26=33 points with 32 PIM...led team defensemen in scoring...made his Calder Cup Playoff debut in 2007, earning 0-2=2 points with six PIM...played 177 WHL contests for the Kelowna Rockets from 2003-06, collecting 8-67=75 points with 119 PIM and a +22 rating...was part of the Rockets' Memorial Cup-winning team in 2004 and also helped the club advance to the tournament in 2005...represented Team Canada at the 2010 IIHF World Championship in Cologne, Germany, collecting three assists (0-3=3) in seven contests.

REGULAR SEASON

PLAYOFFS

Season	Team	League	GP	G	A	Pts.	PIM	+/-	GP	G	A	Pts.	PIM
22002-03	Penticton	BCHL	59	10	11	21	36	-	-	-	-	-	-
2003-04	Kelowna	WHL	54	2	7	9	20	+3	17	0	0	0	0
2004-05	Kelowna	WHL	72	4	36	40	47	+4	24	0	13	13	12
2005-06	Kelowna	WHL	51	6	24	30	52	+15	12	0	6	6	8
2006-07	Albany	AHL	63	7	26	33	32	-10	5	0	2	2	6
	COLORADO	NHL	9	1	1	2	2	0	-	-	-	-	-
2007-08	Lake Erie	AHL	5	1	1	2	4	-10	-	-	-	-	-
	COLORADO	NHL	38	0	5	5	16	-3	-	-	-	-	-
2008-09	Lake Erie	AHL	28	5	12	17	16	+7	-	-	-	-	-
	COLORADO	NHL	6	0	0	0	0	-2	-	-	-	-	-
2009-10	COLORADO	NHL	61	7	13	20	20	0	6	1	1	2	2
2010-11	COLORADO	NHL	18	1	7	8	10	-3	-	-	-	-	-
2011-12	Syracuse	AHL	57	6	23	29	44	+1	4	0	1	1	0
2012-13	Modo	Sweden	46	7	25	32	30	-4	5	1	4	5	0
NHL Totals			132	9	26	35	48	-8	6	1	1	2	2
AHL Totals			153	17	62	81	96	-12	9	0	3	3	6



MAX FRIBERG

LEFT WING

SHOOTS: Right **HEIGHT:** 5-11 **WEIGHT:** 197

BORN: Nov. 20, 1992; Skovde, Sweden

DRAFTED: By Anaheim in the fifth round (143rd overall) of the 2011 NHL Entry Draft

Began his second season in the Swedish Elite League in 2012-13, scoring 8-8=16 points with 12 PIM in 55 games with Timrå... reported to Norfolk (AHL) following Timrå's season and scored one goal (1-0=1) in six games with the Admirals... collected his first career AHL point (goal) on Apr. 14 @ Providence... made his North American debut on Apr. 12 @ Worcester... following the AHL regular season, was recalled by Anaheim on Apr. 27 but did not appear in the Stanley Cup Playoffs... led all players at the 2012 IIHF World Junior Championship in Calgary and Edmonton with nine goals and ranked tied for second in scoring with 9-2=11 points and a +4 rating in six games... was named to the 2012 World Junior All-Star team after helping lead Sweden to a gold-medal victory... became the first Anaheim draft pick to be named to the tournament All-Star team since Paul Kariya in 1993... scored a tournament-high four goals (4-0=4) in a 9-4 win over Latvia on Dec. 26, 2011... also appeared in 48 games with Timrå of the Swedish Elite League in 2011-12, scoring 5-5=10 goals with eight PIM... signed a three-year entry-level contract with Anaheim, June 15, 2012... played 34 contests with Skovde of Sweden's Division 2 league in 2010-11, earning 13-27=40 points with six PIM... ranked fourth in the league in scoring... also played 23 contests for Skovde in the Division 3 league, scoring 10-17=27 points... represented Team Sweden at the 2011 IIHF World Junior Championship in Buffalo, NY, scoring 2-0=2 points in six contests... split 2009-10 with Stockholm AIK Jr. and Stockholm AIK, scoring 4-6=10 with two PIM in five contests and 1-2=3 and four PIM in six contests, respectively.

REGULAR SEASON										PLAYOFFS				
Season	Team	League	GP	G	A	Pts.	PIM	+/-		GP	G	A	Pts.	PIM
2009-10	AIK Jr.	Sweden Jr.	5	4	6	10	2	-		-	-	-	-	-
	AIK	Sweden - 2	6	1	2	3	4	-		-	-	-	-	-
2010-11	Skovde	Sweden - 2	23	10	17	27	0	-		-	-	-	-	-
	Skovde	Sweden - 3	34	13	27	40	6	-		-	-	-	-	-
2011-12	Timrå	Sweden	48	5	5	10	8	-3		-	-	-	-	-
2012-13	Timrå	Sweden	55	8	8	16	12	-10		-	-	-	-	-
	Norfolk	AHL	6	1	0	1	0	-5		-	-	-	-	-
AHL Totals			6	1	0	1	0	-5		-	-	-	-	-
Swedish Elite League Totals			103	13	13	16	20	-13		-	-	-	-	-



KEVIN GAGNE DEFENSEMAN

SHOOTS: Left **HEIGHT:** 5-8 **WEIGHT:** 170

BORN: April 14, 1992; Edmundston, New Brunswick

ACQUIRED: Signed as a free agent, Mar. 6, 2013

DRAFTED: Not drafted

Appeared in 62 games for Rimouski and Saint John during the 2012-13 QMJHL season, registering 17-54=71 points with a +11 rating and 36 PIM...ranked second among QMJHL defensemen in scoring and third in the Canadian Hockey League in scoring...set career highs in goals, assists and points...began the season with Saint John before being acquired by Rimouski on Dec. 22...recorded a career-high 10-game point streak (8-9=17), Nov. 18-Dec. 12...scored 1-1=2 points in six postseason contests for Rimouski...signed a three-year entry-level contract with Anaheim on Mar. 6 and made his professional debut with Norfolk (AHL) on Mar. 12 @ Worcester...recorded his first AHL point (assist), Apr. 21 @ Providence...collected 9-26=35 points with a +36 rating and 10 PIM for Saint John in 2011-12...among club defensemen, ranked third in scoring and plus/minus, and tied for third in goals...registered 2-13=15 points and a +21 rating in 17 postseason games and helped Saint John capture its second consecutive President Cup by sweeping Rimouski in the final round of the QMJHL Playoffs...appeared in all four games for the Sea Dogs in the 2012 Memorial Cup, earning two assists and a +2 rating...in 2010-11, helped lead Saint John to its first-ever Memorial Cup championship by defeating host Mississauga, 3-1, in the final game...registered one goal and two PIM in four tournament games...earned 4-25=29 points in 63 games during his second season with the Sea Dogs in 2009-10...posted career highs in plus/minus (+39) and PIM (40)...in 2008-09, collected 3-3=6 points and a +1 rating in 48 games in his debut season in the QMJHL.

REGULAR SEASON										PLAYOFFS				
Season	Team	League	GP	G	A	Pts.	PIM	+/-		GP	G	A	Pts.	PIM
2008-09	Saint John	QMJHL	48	3	3	6	20	+1		4	0	0	0	0
2009-10	Saint John	QMJHL	63	4	25	29	40	+39		5	0	1	1	2
2010-11	Saint John	QMJHL	59	6	26	32	34	+37		19	2	5	7	4
2011-12	Saint John	QMJHL	68	9	26	35	10	+36		17	2	13	15	2
2012-13	Saint John	QMJHL	31	11	23	34	14	+5		-	-	-	-	-
	Rimouski	QMJHL	31	6	31	37	22	+6		6	1	1	2	0
	Norfolk	AHL	5	0	1	1	0	-3		-	-	-	-	-
AHL Totals			5	0	1	1	0	-3		-	-	-	-	-
QMJHL Totals			300	39	134	173	140	+124		51	5	20	25	8



JOHN GIBSON GOALTENDER

CATCHES: Left **HEIGHT:** 6-3 **WEIGHT:** 210

BORN: July 14, 1993; Pittsburgh, Pennsylvania

DRAFTED: By Anaheim in the second round (39th overall) of the 2011 NHL Entry Draft

Was USA Hockey's recipient of the 2013 Bob Johnson Award, which recognizes excellence in international hockey competition during a specific season of play...backstopped Team USA to the gold medal at the 2013 IIHF World Junior Championship in Russia, posting a 5-0-2 record and was selected Most Valuable Player of the championship...became the first United States goaltender and second American overall to win the award after Zach Parise in 2004, and the first goaltender overall since Steve Mason (Canada) in 2008...also received the Directorate Award as the tournament's best goaltender, was selected to the Media All-Star team and was named one of Team USA's best three players of the tournament...set the U.S. record for SV% (.955) for a single World Junior Championship and his 1.36 GAA ranked third by a U.S. goalie in a single tournament...helped Team USA earn a bronze medal at the 2013 IIHF World Championship, where he finished second with a 1.56 GAA and .951 SV%...became the second-youngest netminder behind Vladislav Tretiak in world championship history to win a playoff game with an 8-3 victory over Russia in the quarterfinals...appeared in 27 games with Kitchener (OHL) in 2012-13, going 17-9-1 with a 2.41 GAA and .928 SV%...won five consecutive starts (5-0-0) with a 1.97 GAA and .945 SV% from Oct. 19-28...also appeared in 10 OHL Playoff games, posting a 5-4 record with a 2.17 GAA...ranked sixth among OHL postseason leaders in wins, second in GAA and first in SV%...stopped all 49 shots faced for a 2-0 win in Game 2 of the OHL Western Conference Quarterfinals, Mar. 24 vs. Guelph...following Kitchener's season, was assigned to Norfolk (AHL) where he made his professional debut in relief on Apr. 19 @ Syracuse...made his OHL debut with Kitchener in 2011-12, posting a 21-10-0 record with a 2.75 GAA and .928 SV% in 32 games...led all CHL goaltenders in SV% and ranked seventh in the OHL in GAA...among OHL rookie goaltenders, ranked first in wins and GAA...backstopped Kitchener to the OHL conference finals, going 8-7 with a 2.67 GAA...among playoff leaders, ranked first in SV% (.938) and saves (605), and fourth in wins and minutes (898)...represented Team USA at the 2012 IIHF World Junior Championship in Calgary and Edmonton, stopping 23-of-27 shots on Dec. 28 vs. Finland...signed a three-year entry-level contract, Mar. 15, 2012...appeared in 32 contests in 2010-11 with the United States National Team's (USNTDP) Under-18 club, posting a 2.64 GAA and .918 SV% and one shutout...backstopped Team USA to a gold medal at the 2011 Under-18 World Championship in Germany...helped the club go undefeated in the tournament (6-0) and posted back-to-back OT wins against Canada and Sweden en route to capturing the title...was named the Best Goaltender of the tournament, compiling a 2.34 GAA and .926 SV%...in 2009-10, appeared in 18 games with the USNTDP junior club, posting a 7-9 record with a 3.69 GAA and .905 SV%.

REGULAR SEASON										PLAYOFFS					
Season	Team	League	GP	MIN	GA	SO	GAA	W-L-T	SV%	GP	MIN	GA	SO	GAA	W-L
2009-10	USNTDP	USHL	18	1023	63	0	3.69	7-9-0	.905	-	-	-	-	-	-
2010-11	USNTDP	USHL	17	983	39	1	2.38	9-4-3	.926	-	-	-	-	-	-
2011-12	Kitchener	OHL	32	1897	87	1	2.75	21-10-0	.928	16	898	40	1	2.67	8-6
2012-13	Kitchener	OHL	27	1615	65	1	2.41	17-9-1	.928	10	609	22	1	2.17	5-4
	Norfolk	AHL	1	40	3	0	4.50	0-0-0	.857	-	-	-	-	-	-
AHL Totals			1	40	3	0	4.50	0-0-0	.857	-	-	-	-	-	-
OHL Totals			59	3512	152	2	2.60	38-19-0	.928	26	1507	62	2	2.47	13-10



ALEX GRANT DEFENSEMAN

SHOOTS: Right **HEIGHT:** 6-4 **WEIGHT:** 205

BORN: January 20, 1989; Antigonish, Nova Scotia

ACQUIRED: From Pittsburgh in exchange for Harry Zolnierczyk, June 24, 2013

DRAFTED: By Pittsburgh in the fourth round (118th overall) of the 2007 NHL Entry Draft

Appeared in 46 games for Wilkes-Barre/Scranton (AHL) in 2012-13, earning 4-16=20 points with 73 PIM. ...paced team defensemen in points-per-game (.43), while scoring 12 of his 20 points on the power play (2-10=12)...tallied a season-high four-game point streak (1-4=5), Apr. 2-7...established season bests in points and assists (0-3=3) in a 4-2 win, Jan. 15 @ Norfolk...helped lead Wilkes-Barre/Scranton to the Eastern Conference Final in the 2013 Calder Cup Playoffs, collecting 2-2=4 points with 27 PIM in 13 games...set career highs in goals (10), assists (27), points (37) and appearances (61) with Wilkes-Barre/Scranton in 2011-12...ranked third among AHL rookies and tied for fourth among league defensemen in power-play points (7-20=27)...also led team blueliners in goals, assists, points, PPG (7) and shots (126)...was limited to 18 games in 2010-11 due to injury, including four with Wilkes-Barre/Scranton...made his AHL debut with Wilkes-Barre/Scranton in 2009-10, collecting 3-2=5 points with a +8 rating and 28 PIM in 14 games...also appeared in 40 games for Wheeling (ECHL), recording 7-20=27 points with a +4 rating and 36 PIM in 40 games...played four seasons in the QMJHL with Saint John and Shawinigan from 2005-09, scoring 44-99=143 points in 245 career games...help guide Shawinigan to Game 7 of the 2009 QMJHL President Cup, earning 4-5=9 points in 21 playoff games.

Season	Team	League	REGULAR SEASON						PLAYOFFS				
			GP	G	A	Pts.	PIM	+/-	GP	G	A	Pts.	PIM
005-06	Saint John	QMJHL	47	4	9	13	58	-33	-	-	-	-	-
2006-07	Saint John	QMJHL	68	12	20	32	108	-32	-	-	-	-	-
2007-08	Saint John	QMJHL	70	15	33	48	96	+17	14	3	11	14	12
2008-09	Saint John	QMJHL	37	9	22	31	51	-7	-	-	-	-	-
	Shawinigan	QMJHL	23	4	15	19	11	+10	21	4	5	9	18
2009-10	Wheeling	ECHL	40	7	20	27	36	+4	-	-	-	-	-
	Wilkes-Barre	AHL	14	3	2	5	28	+8	2	0	0	0	0
2010-11	Wheeling	ECHL	14	3	2	5	6	-2	17	2	0	2	13
	Wilkes-Barre	AHL	4	0	0	0	0	+2	-	-	-	-	-
2011-12	Wilkes-Barre	AHL	61	10	27	37	73	+5	12	2	5	7	13
2012-13	Wilkes-Barre	AHL	46	4	16	20	73	-7	13	2	2	4	27
AHL Totals			125	17	45	62	174	+8	27	4	7	11	40



TIM HEED

DEFENSEMAN

SHOOTS: Right **HEIGHT:** 5-11 **WEIGHT:** 176

BORN: January 27, 1991; Gothenburg, Sweden

DRAFTED: By Anaheim in the fifth round (132nd overall) of the 2010 NHL Entry Draft

Appeared in 10 games for Vaxjo of the Swedish Elite League in 2011-12, going scoreless with two PIM...also played 33 games with Vasteras of Sweden's Allsvenskan League (second division), scoring 5-8=13 points with 12 PIM...completed the 2011-12 season with Malmo (Allsvenskan League), scoring 4-26=30 points with 10 PIM in 47 contests...led all league blueliners in assists and ranked second in scoring...also scored 1-2=3 points in six postseason contests...signed a three-year entry-level contract with Anaheim, May 30, 2012...appeared in 12 games with Sodertalje of the Swedish Elite League in 2010-11, recording one goal (1-0=1)...also played in 29 games on loan with Vaxjo in the Allsvenskan League, recording 3-20=23 points with eight PIM...represented Team Sweden in the 2011 IIHF World Junior Championship in Buffalo, NY, recording 1-0=1 in three games...in 2009-10, recorded 8-29=37 points with 20 PIM in 32 games with Sodertalje's Swedish junior team...also appeared in 27 games for Sodertalje's club in the Swedish Elite League, scoring 1-9=10 points with two PIM...spent his first season with Sodertalje's junior club in 2008-09, picking up 1-7=8 points with 10 PIM in 32 games...as a member of Sweden's U-19 national team, earned 3-5=8 points in six games...also played three contests with the U-20 national team, scoring 0-2=2 points.

REGULAR SEASON									PLAYOFFS				
Season	Team	League	GP	G	A	Pts.	PIM	+/-	GP	G	A	Pts.	PIM
2008-09	Sodertalje U-18	Sweden U-18	14	7	10	17	10	-	3	3	2	5	2
	Sodertalje Jr.	Sweden Jr.	32	1	7	8	10	-	2	0	1	1	0
2009-10	Sodertalje	Sweden	27	1	9	10	2	-8	-	-	-	-	-
	Sodertalje Jr.	Sweden Jr.	32	8	29	37	20	-	-	-	-	-	-
	Sodertalje	Sweden – Q	10	0	4	4	0	-	-	-	-	-	-
2010-11	Sodertalje Jr.	Sweden Jr.	2	0	2	2	0	-	-	-	-	-	-
	Sodertalje	Sweden	12	1	0	1	0	-7	10	0	4	4	0
	Vaxjo	Sweden – 2	29	3	20	23	8	+16	-	-	-	-	-
	Malmo	Sweden – 2	47	4	6	26	10	-8	6	1	2	3	-
2012-13	Vasteras	Sweden – 2	33	5	8	13	12	0	-	-	-	-	-
	Vaxjo	Sweden	10	0	0	0	2	-1	-	-	-	-	-
Swedish Elite League Totals			49	2	9	11	4	-16	10	0	4	4	0



PETER HOLLAND CENTER

SHOOTS: Left **HEIGHT:** 6-2 **WEIGHT:** 194

BORN: January 14, 1991; Toronto, Ontario

DRAFTED: By Anaheim in the first round (15th overall) of the 2009 NHL Entry Draft

Appeared in his second NHL season with Anaheim in 2012-13, collecting 3-2=5 points with a +4 rating in 21 games...recorded his first career NHL assist, Mar. 14 @ DAL...netted his first career NHL PPG and second career NHL goal, Feb. 18 vs. CBJ...after beginning the NHL season with the Ducks, was reassigned to Norfolk on Jan. 27, Feb. 26 and Apr. 1...was recalled on Feb. 13 and Mar. 5...following Norfolk's season, was recalled by Anaheim on Apr. 27 but did not appear in the Stanley Cup Playoffs...played 45 games with Norfolk, scoring 19-20=39 points with 68 PIM...among team leaders, ranked second in goals, third in scoring and tied for third in assists...was named to the 2013 AHL Eastern Conference All-Star team but did not play in the AHL All-Star Classic due to his NHL recall...scored his first career AHL hat trick (3-0=3), Mar. 1 vs. Charlotte...appeared in his first NHL season with Anaheim in 2011-12, scoring one goal (1-0=1) with two PIM in four games...made his NHL debut on Nov. 5 @ DET, going scoreless in 11:06 TOI...his first career NHL goal (Luongo) marked the GWG in a 4-3 win, Nov. 11 vs. VAN...was recalled from Syracuse (AHL) on Nov. 5 and reassigned on Nov. 14...appeared in 71 games with Syracuse, scoring 23-37=60 points with a +8 rating and 59 PIM...ranked fourth among AHL rookies in scoring and tied for sixth in goals and assists...among team leaders, ranked second in scoring, assists and PPG (9), and third in goals...was named the AHL Rookie of the Month for March after collecting 4-14=18 points with a +12 rating in 15 games...appeared in his fourth OHL season with Guelph in 2010-11, collecting 37-51=88 points with 57 PIM in 67 games...ranked second on the Storm in goals PPG (15), and third in points and assists...finished tied for second among team leaders in points-per-game (1.31)...among OHL leaders, ranked tied for 10th in scoring and tied for sixth in PPG...also appeared in six OHL Playoff games, earning 3-6=9 points with four PIM...following Guelph's season, joined Syracuse for a season-ending three-game stint in April...scored 3-3=6 points in his AHL debut, collecting points in all three games...made his professional debut on Apr. 7 vs. Norfolk, recording 1-2=3 points in a 5-3 victory...registered his first professional multi-goal game (2-0=2) in a 4-1 win, Apr. 10 @ Hershey...appeared in his third OHL season with Guelph (AHL) in 2009-10...scored 30-50=80 points with 40 PIM in 59 games, ranking second among team leaders in points and assists...also finished tied for 15th in OHL scoring...ranked second on the Storm in postseason scoring, earning 5-3=8 points in five games...in 2008-09, appeared in his second season with Guelph...finished second on the club in scoring (28-39=67) and played in all 68 regular season contests...was the club's leading goal scorer in the playoffs, tallying 4-0=4 points in four contests...represented the Storm in the 2009 OHL All-Star Classic...also represented fourth-place Team Canada at the 2009 IIHF Under-18 World Championship held in Fargo, ND and Moorhead, MN...earned 1-4=5 points in the tournament...was selected to play in the 2009 CHL Top Prospects Game...in his first season with Guelph in 2007-08, was named the team's Rookie of the Year...represented Ontario at the World Under-17 Hockey Challenge in London, capturing the gold medal.

REGULAR SEASON

PLAYOFFS

Season	Team	League	GP	G	A	Pts.	PIM	+/-	GP	G	A	Pts.	PIM
2007-08	Guelph	OHL	62	8	15	23	31	-8	10	0	1	1	4
2008-09	Guelph	OHL	68	28	39	67	42	+10	4	4	0	4	2
2009-10	Guelph	OHL	59	30	50	80	40	-7	5	3	5	8	12
2010-11	Guelph	OHL	67	37	51	88	57	+6	6	3	6	9	4
	Syracuse	AHL	3	3	3	6	0	-2	-	-	-	-	-
2011-12	Syracuse	AHL	71	23	37	60	59	+8	-	-	-	-	-
	ANAHEIM	NHL	4	1	0	1	2	0	-	-	-	-	-
2012-13	Norfolk	AHL	45	19	20	39	68	-13	-	-	-	-	-
	ANAHEIM	NHL	21	3	2	5	4	+4	-	-	-	-	-
NHL Totals			25	4	2	6	6	+4	-	-	-	-	-
AHL Totals			74	26	40	66	59	+6	-	-	-	-	-



WILLIAM KARLSSON

CENTER

SHOOTS: Left **HEIGHT:** 6-0 **WEIGHT:** 180

BORN: January 8, 1993; Marsta, Sweden

DRAFTED: By Anaheim in the second round (53rd overall) of the 2011 NHL Entry Draft

Won silver at the 2013 IIHF World Junior Championships in Ufa, Russia, recording two assists and two PIM in six games for Sweden...was named the 2012-13 Swedish Elite League Rookie of the Year in his first season with HV 71, collecting 4-28=32 points with a +17 rating and 12 PIM in 50 games...ranked third on the club in assists, sixth in scoring and tied for third in plus/minus...led all league rookies in assists, ranked second in scoring, tied for second in appearances and tied for third in GWG (2)...also recorded two assists in five playoff games for HV 71...signed a three-year entry-level contract with Anaheim, May 20, 2013...in 2012, was a member of Sweden's gold-medal squad at the IIHF World Junior Championship, scoring 1-1=2 points in six contests...ranked tied for fourth among all Allsvenskan (Sweden's second division) skaters in assists and was tied for 11th in scoring with 12-33=45 points in 46 games...was named the best junior player in the Allsvenskan, earning Vasteras a 100,000 SEK monetary bonus towards youth hockey...appeared in 26 contests for Vasteras of the Swedish Junior League in 2010-11, collecting 14-27=41 points with 45 PIM...ranked fourth among scoring leaders...also appeared in 14 contests with Vasteras (Allsvenskan), scoring 1-3=4 points...represented Sweden at the U-18 World Championship in Germany, earning 2-3=5 points with a +8 rating and 60 PIM in six contests...appeared in 22 games with Vasteras of the Swedish Junior League in 2009-10, scoring 10-13=23 points with 33 PIM...also recorded 13-8=21 points with 29 PIM in 17 contests with Vasteras in the Swedish Junior Allsvenskan League.

REGULAR SEASON									PLAYOFFS				
Season	Team	League	GP	G	A	Pts.	PIM	+/-	GP	G	A	Pts.	PIM
2010-11	Vasteras Jr.	Sweden Jr.	38	20	34	54	45	-	-	-	-	-	-
		Sweden-2	14	1	3	4	2	0	-	-	-	-	-
2011-12	Vasteras Jr.	Sweden-2	52	13	34	47	6	+25	-	-	-	-	-
		Sweden Jr.	-	-	-	-	-	-	5	2	2	4	2
2012-13	HV 71	Sweden	50	4	24	28	12	+17	5	0	2	2	0
Swedish Elite League Totals			50	4	24	28	12	+17	5	0	2	2	0



JOHN KURTZ LEFT WING

SHOOTS: Left **HEIGHT:** 6-2 **WEIGHT:** 206


BORN: May 16, 1989; Oakville, Ontario

ACQUIRED: Signed as a free agent, Apr. 10, 2013

DRAFTED: Not drafted

Appeared in his fourth AHL season in 2012-13, recording 3-5=8 points and 103 PIM in 59 games for Norfolk (AHL)...set AHL career highs in scoring, assists, games and PIM...earned his first career AHL multi-point game (0-2=2) along with a career-best +3 rating, Mar. 8 vs. Hershey...signed a one-year entry-level contract with Anaheim, Apr. 10, 2013...split the 2011-12 season with Syracuse (AHL) and Elmira (ECHL)...scored one goal in 12 games with Syracuse (Jan. 14 @ Albany) and 3-5=8 points in 19 games with Elmira...played 49 games for Syracuse during the 2010-11 season, scoring an AHL career-high four goals (4-2=6)...also played in eight games with Elmira, notching 1-2=3 points and a +2 rating...appeared in 62 games with Sudbury in his final OHL season in 2009-10, scoring 30-16=46 points and 59 PIM...led the Wolves in PPG (10), ranked second in goals and fifth in points...scored his first career hat trick (3-0=3, +3), Nov. 20 vs. Saginaw...made his second consecutive appearance in the OHL Playoffs, earning one assist and two PIM in four playoffs games for Sudbury...made his AHL debut for Syracuse on Mar. 31, going scoreless against Hershey...scored his first career AHL goal on Apr. 2 in a 3-2 victory over Adirondack (1-0=1)...in 2008-09, finished his third OHL season with career highs in assists, points (21-33=54) and plus/minus (+15)...scored 1-1=2 points in six postseason games in his first OHL Playoff appearance...appeared in 63 games during his first season with Sudbury in 2007-08, earning 12-16=28 points and 41 PIM...played 58 games for Windsor during his first OHL season in 2006-07, registering 8-7=15 points and 31 PIM.

REGULAR SEASON										PLAYOFFS				
Season	Team	League	GP	G	A	Pts.	PIM	+/-		GP	G	A	Pts.	PIM
2006-07	Windsor	OHL	58	8	7	15	31	-15		-	-	-	-	-
2007-08	Sudbury	OHL	63	12	16	28	41	-19		-	-	-	-	-
2008-09	Sudbury	OHL	68	21	33	54	44	+15		6	1	1	2	2
2009-10	Sudbury	OHL	62	30	16	46	59	-14		4	0	1	1	2
	Syracuse	AHL	6	1	0	1	7	-2		-	-	-	-	-
2010-11	Syracuse	AHL	49	4	2	6	102	-15		-	-	-	-	-
	Elmira	ECHL	8	1	2	3	0	+2		-	-	-	-	-
2011-12	Syracuse	AHL	12	1	0	1	40	0		-	-	-	-	-
	Elmira	ECHL	19	3	5	8	30	-2		-	-	-	-	-
2012-13	Norfolk	AHL	59	3	5	8	103	0		-	-	-	-	-
AHL Totals			126	9	7	16	252	-17		-	-	-	-	-



ANTOINE LAGANIERE

CENTER

SHOOTS: Left **HEIGHT:** 6-4 **WEIGHT:** 208

BORN: July 5, 1990; Montreal, Quebec

ACQUIRED: Signed as a free agent, April 16, 2013

DRAFTED: Not drafted

Appeared in 37 contests during his senior season with Yale (ECAC), collecting 15-14=29 points and 58 PIM...helped lead the Bulldogs to their first NCAA hockey title in school history...earned an assist on Yale's second goal of the game en route to a 4-0 victory over Quinnipiac in the Frozen Four championship game on Apr. 13...scored a goal in the national semifinal game against Massachusetts-Lowell on Apr. 11...ranked third on Yale in goals and points, and fourth in assists...ranked tied for eighth in the ECAC in goals...recorded eight multi-point contests, including three multi-goal games...earned ECAC Player of the Week honors on Jan. 21 after combining for 2-3=5 points in two games during that span...was selected to the All-Ivy Second Team and Academic All-Ivy Team for the second time in his career...signed a two-year entry-level contract with Anaheim, Apr. 16...in 2011-12, registered ECAC career highs in goals (19) and points (33) in 35 games with Yale...ranked second on the team in goals and fourth in points...recorded his first career NCAA hat trick (3-0=3), Mar. 4 vs. Princeton...finished the season on a career-best six-game point streak (7-1=8), Mar. 2-11...helped lead Yale to a second-place finish in the ECAC...was named the ECAC Player of the Week on Mar. 6 after netting five goals in three games against Princeton in the conference tournament...collected 5-8=13 points and a career-best +9 rating in 25 games during the 2010-11 season...named to the Academic All-ECAC team...collected 7-3=10 points with a +1 rating and 18 PIM in 25 games during his freshman year...led Yale freshmen in goals (7)...earned his first career NCAA point (assist) in his second career game, Nov. 6 @ Rensselaer.

REGULAR SEASON										PLAYOFFS				
Season	Team	League	GP	G	A	Pts.	PIM	+/-		GP	G	A	Pts.	PIM
2009-10	Yale	ECAC	25	7	3	10	18	+1		-	-	-	-	-
2010-11	Yale	ECAC	25	5	8	13	14	+9		-	-	-	-	-
2011-12	Yale	ECAC	35	19	14	33	45	+6		-	-	-	-	-
2012-13	Yale	ECAC	37	15	14	29	58	-3		-	-	-	-	-
ECAC Totals			122	46	39	85	135	+13		-	-	-	-	-



HAMPUS LINDHOLM DEFENSEMAN

SHOOTS: Left **HEIGHT:** 6-3 **WEIGHT:** 197

BORN: January 20, 1994; Helsingborg, Sweden

DRAFTED: By Anaheim in the first round (sixth overall) of the 2012 NHL Entry Draft

Made his North American debut with Norfolk (AHL) in 2012-13, scoring 1-10=11 points with a +5 rating and 16 PIM in 44 games...ranked tied for third on Norfolk and second among team defensemen in plus/minus...recorded his first career AHL multi-point game (0-2=2), Mar. 8 vs. Hershey...scored his first career AHL goal, Nov. 3 vs. Binghamton...debuted on Oct. 12 vs. Worcester, becoming the youngest player in AHL Admirals history at 18 years, eight months and 23 days...suffered an upper-body injury with Team Sweden during an exhibition game preceding the 2013 IIHF World Junior Championship and was unable to participate in the tournament...appeared in 28 games with Rogle BK of the Swedish Division 2 league in 2011-12, scoring 1-3=4 points with 12 PIM...in 10 playoff games, posted 1-4=5 points to help the club clinch a spot in the Swedish Elite League in 2012-13...also played 28 games for Rogle Jr. in 2011-12, compiling 5-12=17 points with a +25 rating...played extensive minutes as a member of the top defensive pairing for Sweden at the 2012 Under-18 World Championship in the Czech Republic...appeared in six games for the silver medal-winning team, earning 0-4=4 points with four PIM...signed a three-year entry-level contract with Anaheim, July 13, 2012.

REGULAR SEASON											PLAYOFFS				
Season	Team	League	GP	G	A	Pts.	PIM	+/-		GP	G	A	Pts.	PIM	
2011-12	Rogle	Sweden-2	20	1	3	4	12	-1		10	1	4	5	6	
	Rogle Jr.	Sweden Jr.	28	5	12	17	16	+25		-	-	-	-	-	
	Rogle Jr. U18	Sweden Jr. U-18	1	1	3	4	2	-		-	-	-	-	-	
2012-13	Norfolk	AHL	44	1	10	11	16	+5		-	-	-	-	-	
AHL Totals			44	1	10	11	16	+5		-	-	-	-	-	
Sweden-2 Totals			20	1	3	4	12	-1		10	1	4	5	6	



PATRICK MAROON LEFT WING

SHOOTS: Left **HEIGHT:** 6-3 **WEIGHT:** 230

BORN: April 23, 1988; St. Louis, Missouri

ACQUIRED: From Philadelphia with David Laliberte in exchange for Danny Syvret and Rob Bordon, Nov. 21, 2010

DRAFTED: By Philadelphia in the sixth round (161st overall) of the 2007 NHL Entry Draft

Appeared in his second NHL season with Anaheim in 2012-13, scoring 2-1=3 points with 10 PIM in 13 contests...earned his first career NHL assist on Teemu Selanne's goal in the regular season finale, Apr. 27 vs. PHX...scored his first career NHL goal (Rinne) in his second game of the season, Feb. 15 @ NSH...also played 64 contests for Norfolk (AHL), scoring 26-24=50 points with 139 PIM...was named the 2012-13 Norfolk Admirals Player of the Year...led the team in goals, points, PPG (12), GWG (5), OT goals (2), shots (183) and PIM...among AHL leaders, ranked tied for fifth in PPG (12)...earned CCM/AHL Player of the Week honors for the period ending Mar. 10 after scoring 4-2=6 points in three contests...netted his fourth career hat trick (3-0=3) in a 5-4 overtime victory, Mar. 29 vs. Syracuse...signed a two-year contract extension through the 2014-15 NHL season, Mar. 21, 2013...made his NHL debut with Anaheim in 2011-12, going scoreless with two PIM in two games...logged 15:19 TOI in his first career NHL game, Oct. 25 @ CHI...also recorded 9:46 TOI on Oct. 27 @ MIN before being reassigned to Syracuse (AHL) on Oct. 28 for the remainder of the season...scored 32-42=74 points with a +17 rating and 120 PIM in 75 games with Syracuse...set career highs in goals, assists and points...ranked third among AHL leaders in scoring, tied for fifth in goals, tied for 10th in assists and tied for eighth in PPG (12)...led the Crunch in points, assists, PPG and plus/minus (+17), and ranked second in goals...was one of three AHL players to record 30 goals and 100 PIM...split his fourth professional season with Adirondack (AHL) and Syracuse in 2010-11, collecting 26-30=56 points with a +5 rating and 98 PIM in 66 combined games...ranked tied for second among AHL leaders with 15 PPG...following his Nov. 21 acquisition, ranked second on Syracuse in points (48), third in goals (21) and plus/minus (+6), and fifth in assists (27)...appeared in his third professional season with Adirondack in 2009-10...tallied 11-33=44 points with 125 PIM in 67 games...finished second on the team in assists, fourth in points, and third in PIM...played his second professional season with Philadelphia (AHL) in 2008-09...recorded 23-31=54 points with 62 PIM in 80 games...ranked sixth among AHL rookies in points...added 1-2=3 points with 13 PIM in four Calder Cup Playoff games...posted his second career hat trick (3-0=3) in a 7-2 win, Feb. 20 vs. Portland...recorded a career-high five points (3-2=5) along with his first career hat trick in a 5-2 victory, Dec. 6 vs. Binghamton...made his professional debut with Philadelphia (AHL) in 2007-08...appeared in his first career AHL game, Apr. 13 vs. Albany...played the majority of the season with London (OHL), collecting 35-55=90 points with a +13 rating and 57 PIM in 64 games...was named OHL Rookie of the Month for October after recording 10-10=20 points in 11 games.

REGULAR SEASON										PLAYOFFS				
Season	Team	League	GP	G	A	Pts.	PIM	+/-		GP	G	A	Pts.	PIM
2005-06	Texarkana	NAHL	57	23	37	60	61	-		-	-	-	-	-
2006-07	St. Louis	NAHL	57	40	55	95	152	-		-	-	-	-	-
2007-08	London	OHL	64	35	55	90	57	+13		5	0	1	1	10
	Philadelphia	AHL	1	0	0	0	0	-2		-	-	-	-	-
2008-09	Philadelphia	AHL	80	23	31	54	62	+2		4	1	2	3	13
2009-10	Adirondack	AHL	67	11	33	44	125	-15		-	-	-	-	-
2010-11	Adirondack	AHL	9	5	3	8	30	-1		-	-	-	-	-
	Syracuse	AHL	57	21	27	48	68	+6		-	-	-	-	-
2011-12	Syracuse	AHL	75	32	42	74	120	+17		4	0	0	0	4
	ANAHEIM	NHL	2	0	0	0	2	0		-	-	-	-	-
2012-13	Norfolk	AHL	64	26	24	50	139	0		-	-	-	-	-
	ANAHEIM	NHL	13	2	1	3	10	-1		-	-	-	-	-
NHL Totals			15	2	1	3	12	-1		-	-	-	-	-
AHL Totals			353	118	160	278	544	+7		8	1	2	3	17




JOHN MITCHELL LEFT WING

SHOOTS: Left **HEIGHT:** 6-6 **WEIGHT:** 223
BORN: July 10, 1986; Neenah, Wisconsin
ACQUIRED: Signed as a free agent, May 3, 2012
DRAFTED: Not drafted

Appeared in his third AHL season in 2012-13, collecting 10-4=14 points with 48 PIM in 61 games with Norfolk...set a career high in goals...recorded his third career multi-goal game (2-0=2) along with the game winner in a 3-2 victory, Mar. 13 @ Charlotte...posted a career-high three-game goal streak (3-0=3), Nov. 28-Dec. 2...appeared in his second professional season in 2011-12, scoring 8-10=18 points with a +7 rating and 23 PIM in 50 games with Syracuse (AHL)...matched a career high in assists and established a personal best in plus/minus...also appeared in four Calder Cup Playoff games, scoring one goal (1-0=1) in an opening-round series loss to St. John's...matched career highs with two assists (0-2=2) on Nov. 23 @ Wilkes-Barre/Scranton and two goals (2-0=2) on Dec. 30 vs. Binghamton...signed a two-year contract with Anaheim, May 3, 2012...made his professional debut with Syracuse in 2010-11, collecting 9-10=19 points with 64 PIM in 60 games...scored a career-best two goals (2-0=2) to lead Syracuse to a 3-2 victory, Jan. 22 vs. Norfolk...earned a career-high two assists in a 7-1 win, Feb. 19 vs. Rochester...also had a three-game stint with Elmira (ECHL) from Nov. 2-5, picking up 1-1=2 points...played four seasons for the University of Wisconsin (WCHA) from 2006-10, scoring 32-29=61 points with 242 PIM in 139 career games...helped lead the Badgers to a Frozen Four championship appearance in 2010 against eventual winner Boston College...scored 15-11=26 points in 2008-09, sharing the team lead in goals and leading in GWG (4).

REGULAR SEASON									PLAYOFFS				
Season	Team	League	GP	G	A	Pts.	PIM	+/-	GP	G	A	Pts.	PIM
2006-07	U. of Wisconsin	WCHA	18	1	2	3	21	-	-	-	-	-	-
2007-08	U. of Wisconsin	WCHA	40	8	5	13	49	-	-	-	-	-	-
2008-09	U. of Wisconsin	WCHA	40	15	11	26	118	-	-	-	-	-	-
2009-10	U. of Wisconsin	WCHA	41	8	11	19	54	-	-	-	-	-	-
2010-11	Syracuse	AHL	60	9	10	19	64	-1	-	-	-	-	-
	Elmira	ECHL	3	1	1	2	0	-2	-	-	-	-	-
2011-12	Syracuse	AHL	50	8	10	18	23	+7	4	1	0	1	0
2012-13	Norfolk	AHL	61	10	4	14	48	-10	-	-	-	-	-
AHL Totals			171	27	24	51	135	-4	4	1	0	1	0



STEFAN NOESEN

LEFT WING

SHOOTS: Right **HEIGHT:** 6-1 **WEIGHT:** 201


BORN: February 12, 1993; Plano, Texas

ACQUIRED: From Ottawa with Jakob Silfverberg and a first-round selection in the 2014 NHL Entry Draft in exchange for Bobby Ryan, July 5, 2013

DRAFTED: By Ottawa in the first round (21st overall) of the 2011 NHL Entry Draft

Appeared in his fourth OHL season with Plymouth in 2012-13...made his third consecutive trip to the OHL Playoffs, scoring 7-12=19 points with a +15 rating and 24 PIM in 15 games...helped the Whalers to the OHL's Eastern Conference Finals, finishing second on the club in points and plus/minus...appeared in 51 regular-season games, collecting 25-28=53 points with a +7 rating and 43 PIM in 51 games...ranked fourth on the club in goals...was selected as a member of Team USA's 2013 IIHF World Junior Championship squad, but had to sit out of the tournament due to an OHL suspension...appeared in his third OHL season with Plymouth in 2011-12...scored 7-8=15 points with four PIM in seven OHL Playoff games, leading the club in scoring, ranked tied for first in goals and tied for second in assists...in 63 regular-season games, notched 38-44=82 points with a +18 rating and 74 PIM...set career highs in goals, points and plus/minus, and tied his personal best in assists...led the Whalers in points and goals, and co-led the club in assists...made his OHL Playoff debut with Plymouth in 2010-11, earning 6-5=11 points with 16 PIM...led the team in goals, ranked second in scoring and tied for second in assists...tallied 33-44=77 points with a +14 rating in 68 regular-season games...established a personal best in assists...tied for the team lead in scoring, goals, assists and games played...made his OHL debut with Plymouth in 2009-10, earning 3-5=8 points with a +1 rating and four PIM.

REGULAR SEASON										PLAYOFFS				
Season	Team	League	GP	G	A	Pts.	PIM	+/-		GP	G	A	Pts.	PIM
2009-10	Plymouth	OHL	33	3	5	8	4	+1		-	-	-	-	-
2010-11	Plymouth	OHL	68	33	44	77	80	+14		11	6	5	11	16
2011-12	Plymouth	OHL	63	38	44	82	74	+18		7	7	8	15	4
2012-13	Plymouth	OHL	51	25	28	53	43	+7		15	7	12	19	24
OHL Totals			215	99	121	220	201	+40		33	20	25	45	44



ANDREW O'BRIEN DEFENSEMAN

SHOOTS: Left **HEIGHT:** 6-4 **WEIGHT:** 219

BORN: November 21, 1992; Hamilton, Ontario

DRAFTED: By Anaheim in the fourth round (108th overall) of the 2012 NHL Entry Draft

Played 67 games in his first season with Rouyn-Noranda (QMJHL) in 2012-13, recording 2-16=18 points with a +19 rating and 113 PIM...while leading the team in PIM, also led club defensemen in plus/minus and ranked third in scoring...helped the Huskies advance to the QMJHL Semifinals before being swept by the eventual President Cup champion Halifax Mooseheads...collected four assists in 14 postseason contests, including a multi-assist game on Apr. 5 @ Quebec (0-2=2)...signed a three-year entry-level contract with Anaheim, Apr. 5, 2013...in his second QMJHL season in 2011-12, scored 8-21=29 points with 95 PIM in 68 games with Chicoutimi...ranked third among club defensemen in scoring and tied for fifth overall in PPG (4)...also ranked tied for second in defensemen goals...added 1-9=10 points in 18 QMJHL Playoff games, helping lead his team to a semifinal appearance against Saint John...ranked second among club defensemen in postseason points...made his QMJHL debut with Chicoutimi in 2010-11, recording 1-9=10 points with 33 PIM in 55 games.

REGULAR SEASON									PLAYOFFS				
Season	Team	League	GP	G	A	Pts.	PIM	+/-	GP	G	A	Pts.	PIM
2010-11	Chicoutimi	QMJHL	55	1	9	10	33	-9	4	1	1	2	6
2011-12	Chicoutimi	QMJHL	68	8	21	29	95	+2	18	1	9	10	31
2012-13	Rouyn-Noranda	QMJHL	67	2	16	18	113	+19	14	0	4	4	22
QMJHL Totals			190	11	46	57	241	+12	36	2	14	16	59



RICKARD RAKELL

RIGHT WING


SHOOTS: Right **HEIGHT:** 6-1 **WEIGHT:** 192

BORN: May 5, 1993; Sundbyberg, Sweden

DRAFTED: By Anaheim in the first round (30th overall) of the 2011 NHL Entry Draft

Made his NHL debut with Anaheim in 2012-13, going scoreless while averaging 8:57 TOI... was a member of Anaheim's season-opening roster and debuted on Jan. 19 @ VAN, logging 9:49 TOI... made three additional appearances with the Ducks before being reassigned to Plymouth (OHL) on Feb. 13... scored 21-23=44 points with a career-high +19 rating in 40 games with Plymouth... ranked fourth among team leaders in points-per-game (1.10) and second in SHG (2)... was named OHL Player of the Week for the period ending Feb. 24, scoring 6-3=9 points with a +6 rating in four games... scored his second career OHL hat trick in a 9-1 win, Feb. 22 vs. Windsor... added 6-9=15 points in 15 OHL Playoff games, ranking fourth on the Whalers in playoff assists and fifth in playoff scoring... following Plymouth's season, was recalled by Anaheim on Apr. 28 but did not appear in the Stanley Cup Playoffs... earned silver with Sweden at the 2013 IIHF World Junior Championship, ranking fourth among all tournament leaders in assists (0-6=6)... led Sweden in assists and co-led in scoring... appeared in his second season with Plymouth in 2011-12, scoring 28-34=62 points with a +9 rating and 12 PIM in 60 games... finished second among team leaders in points-per-game (1.03), fourth in goals, PPG (8) and assists, and tied for fourth in scoring... recorded a career-high 13-game scoring streak from Nov. 5-Dec. 3, earning 10-11=21 points... also appeared in 13 OHL Playoff games, scoring 2-10=12 points... led Plymouth in playoff assists and ranked third in scoring... won gold with Team Sweden at the 2012 IIHF World Junior Championship, scoring 2-3=5 points in six games... signed a three-year entry-level contract with Anaheim, July 2, 2012... made his OHL debut with Plymouth in 2010-11, collecting 19-24=43 points with a +14 rating and 12 PIM in 49 games... led the team with 10 PPG, ranked third in points-per game (.92), and tied for fifth in goals and plus/minus... finished 11th among OHL rookies in scoring... netted his first career OHL hat trick on Jan. 15 vs. Sarnia, leading Plymouth to an 8-2 victory... was the youngest player to represent Team Sweden at the 2011 IIHF World Junior Championship in Buffalo, NY... appeared in five games during the tournament, recording 0-3=3 points with two PIM... in 2009-10, split time with Stockholm's AIK U-18 and U-20 teams, recording 28-17=45 points with 20 PIM... added 3-2=5 points in five playoff games.

REGULAR SEASON										PLAYOFFS				
Season	Team	League	GP	G	A	Pts.	PIM	+/-		GP	G	A	Pts.	PIM
2009-10	AIK U-18	Sweden U-18	38	28	17	45	20	-		5	3	2	5	0
2010-11	Plymouth	OHL	49	19	24	43	12	+14		1	0	0	0	0
2011-12	Plymouth	OHL	60	28	34	62	12	+9		13	2	10	12	0
2012-13	Plymouth	OHL	40	21	23	44	12	+19		15	6	9	15	10
	ANAHEIM	NHL	4	0	0	0	0	-2		-	-	-	-	-
NHL Totals			4	0	0	0	0	-2		-	-	-	-	-
OHL Totals			149	69	82	151	36	+42		29	8	19	27	10



CHARLIE SARAUULT CENTER

SHOOTS: Left **HEIGHT:** 5-10 **WEIGHT:** 180

BORN: Feb. 20, 1992; Fournier, Ontario

ACQUIRED: Signed as a free agent, March 5, 2013

DRAFTED: Not drafted

Made his AHL debut with Norfolk (AHL) in 2012-13, scoring 0-6=6 points in 11 games...in his first professional game, had the primary assist on the overtime winner for a 5-4 victory on Mar. 29 vs. Syracuse...signed a three-year entry-level contract with Anaheim on Mar. 5, 2013...began the season with Sarnia (OHL), collecting 22-86=108 points with a +16 rating and 28 PIM...led the OHL in assists and ranked second among league leaders and sixth in the CHL in scoring...also co-led the OHL in power-play assists (33)...registered a career best in points (0-7=7) and plus/minus (+6) in a 13-0 victory on Feb. 22 vs. Erie...recorded a career-high eight-game point streak (5-14=19) from Dec. 9-Jan. 5...added four points (1-3=4) in four postseason games with Sarnia...appeared in his fourth OHL season in 2011-12, his first with Sarnia...collected 20-67=87 points and 32 PIM in 68 games...led the OHL in assists and ranked seventh in scoring...notched his first career OHL hat trick (3-0=3), Oct. 14 vs. Saginaw...appeared in 68 games for Kingston (OHL) in 2010-11, collecting 13-25=38 points and a +1 rating...also tallied 1-1=2 points in five postseason games...in 2009-10, notched 4-12=16 points in 62 games for Kingston...recorded his first career OHL multi-goal game (2-0=2) in a 5-4 victory over Peterborough on Feb. 2...in his first career OHL playoff series, scored 1-3=4 points in six games against Brampton...registered 2-7=9 points and 22 PIM in 68 games with Kingston in 2008-09...netted his first career OHL goal in a 6-2 victory over Sault Ste. Marie on Oct. 17.

REGULAR SEASON										PLAYOFFS				
Season	Team	League	GP	G	A	Pts.	PIM	+/-		GP	G	A	Pts.	PIM
2008-09	Kingston	OHL	68	2	7	9	22	-14		-	-	-	-	-
2009-10	Kingston	OHL	62	4	12	16	31	-19		6	1	3	4	4
2010-11	Kingston	OHL	67	13	25	38	32	+1		5	1	1	2	0
2011-12	Sarnia	OHL	68	20	67	87	32	+6		6	0	4	4	4
2012-13	Sarnia	OHL	68	22	86	108	28	+16		4	1	3	4	4
	Norfolk	AHL	11	0	6	6	0	-2		-	-	-	-	-
AHL Totals			11	0	6	6	0	-2		-	-	-	-	-
OHL Totals			333	61	197	258	145	-10		21	3	11	14	12



DEVANTE SMITH-PELLY

RIGHT WING

SHOOTS: Right **HEIGHT:** 6-0 **WEIGHT:** 222

BORN: June 14, 1992; Scarborough, Ontario

DRAFTED: By Anaheim in the second round (42nd overall) of the 2010 NHL Entry Draft

Appeared in seven contests with Anaheim in his second NHL season in 2012-13, going scoreless while averaging 8:59 TOI... played five of Anaheim's first seven regular season contests before being assigned to Norfolk (AHL) on Feb. 5... was recalled on Apr. 24 and played the final two games of the regular season on Apr. 25 @ VAN and Apr. 27 vs. PHX... did not appear in the Stanley Cup Playoffs... in 65 contests with Norfolk, scored 14-18=32 points with 65 PIM... ranked third on the club in goals, fourth in scoring and fifth in assists... also tied for fourth in PPG (4)... appeared in his first NHL season with Anaheim in 2011-12, scoring 7-6=13 points with 16 PIM in 49 contests... led all Duck rookies in appearances, goals, assists, scoring, shots (66) and TOI (590:09)... recorded his first career multi-point game (1-1=2), Apr. 3 @ VAN... established career highs in TOI (18:32) and shots on net (5), Mar. 19 @ SJ... scored his first career SHG, becoming the second-youngest player to score a SHG in club history (19 years, 9 months), Mar. 18 vs. NSH... was loaned to Syracuse (AHL) for a two-week conditioning assignment, Feb. 1-14... earned an assist (0-1=1) with two PIM in four contests with the Crunch... on Dec. 8, was loaned to Hockey Canada for the 2012 IIHF World Junior Championship in Calgary and Edmonton... suffered a fractured left foot (first metatarsal bone) after blocking a shot in Team Canada's 8-1 win over Finland, Dec. 26... scored his first career PPG (also his first career GWG), Nov. 30 vs. MTL... recorded his first career NHL goal (Rinne), Nov. 9 vs. NSH... earned his first career NHL point (assist), Oct. 8 vs. NYR... at 19 years, three months and 23 days, became the third-youngest Duck to appear in an NHL contest with his NHL debut in Anaheim's season opener on Oct. 7 @ BUF in Helsinki, Finland... collected 36-30=66 points with 50 PIM in 67 games with Mississauga (OHL) in 2010-11... ranked second on the Majors in scoring and goals, tied for first in PPG (10), tied for second in games, and third in plus/minus (+49) and points-per-game (0.99)... recorded a hat trick twice in 2010-11, including Mar. 11 @ Brampton (3-0=3) and Jan. 23 @ Niagara (3-0=3)... helped lead Mississauga to the OHL Final, earning 15-6=21 points in 20 playoff games... ranked tied for fourth among OHL postseason leaders in scoring, tied for first in goals, and third in PPG (6)... also led the Majors with 3-3=6 points in five games during the 2011 Memorial Cup... in his second OHL season with Mississauga in 2009-10, scored 29-33=62 points with a +27 rating and 35 PIM in 60 contests... finished the season tied for the team lead in scoring while ranking second in goals and PPG (10)... also ranked third in assists and plus/minus... earned 8-6=14 points in 16 OHL playoff games, advancing to the Eastern Conference Finals with the Majors... led the club in goals and tied for first in postseason scoring... made his OHL debut with Mississauga in 2008-09, recording 13-12=25 points with 24 PIM in 57 games.

REGULAR SEASON										PLAYOFFS				
Season	Team	League	GP	G	A	Pts.	PIM	+/-		GP	G	A	Pts.	PIM
2008-09	Mississauga	OHL	57	13	12	25	24	-4		11	2	3	5	4
2009-10	Mississauga	OHL	60	29	33	62	35	+27		16	8	6	14	20
2010-11	Mississauga	OHL	67	36	30	66	50	+49		20	15	6	21	16
2011-12	ANAHEIM	NHL	49	7	6	13	16	-7		-	-	-	-	-
	Syracuse	AHL	4	0	1	1	2	+1		-	-	-	-	-
2012-13	Norfolk	AHL	65	14	18	32	65	-20		-	-	-	-	-
	ANAHEIM	NHL	7	0	0	0	0	-4		-	-	-	-	-
NHL Totals			56	7	6	13	16	-11		-	-	-	-	-
AHL Totals			69	14	19	33	67	-19		-	-	-	-	-



ZACK STORTINI RIGHT WING

SHOOTS: Right **HEIGHT:** 6-4 **WEIGHT:** 230

BORN: September 11, 1985; Elliot Lake, Ontario

ACQUIRED: Signed as a free agent, July 9, 2013

DRAFTED: By Edmonton in the third round (94th overall) of the 2003 NHL Entry Draft

Appeared in 73 games for Hamilton (AHL) in 2012-13, scoring 2-4=6 points with 241 PIM...ranked fourth among AHL leaders in PIM... was the lone Hamilton Bulldog to appear in all 73 games during the regular season...appeared in one game for Nashville in 2011-12, going scoreless with seven PIM on Oct. 8 @ STL...played the remainder of the season with Milwaukee (AHL)...had an assist with two PIM in three Calder Cup Playoff games...also played 74 regular-season AHL games, earning 9-6=15 points with a +4 rating and 146 PIM...appeared in his fifth NHL season with Edmonton in 2010-11, earning 0-4=4 points with 76 PIM in 32 games...ranked fourth on the Oilers in PIM...was assigned to Oklahoma City (AHL) on Feb. 2...helped Oklahoma City to the Calder Cup Playoffs, scoring one goal (1-0=1) with two PIM in five games...also appeared in 29 regular-season AHL contests, adding 1-2=3 points with a +2 rating and 53 PIM...appeared in his fourth NHL season with Edmonton in 2009-10, scoring 4-9=13 points with a +3 rating and 155 PIM in 77 games...set career highs in points and games played, and matched personal bests in assists and plus/minus...led Edmonton and tied for 12th among NHL leaders in PIM...also ranked second on the Oilers with a career-best 144 hits...notched his first career GWG and "Gordie Howe Hat Trick," Dec. 9 @ TB...logged a personal-best 16:28 TOI, Oct. 24 @ CGY...tallied his first career PPG as part of his first NHL multi-goal game (2-0=2), Oct. 12 @ NSH...appeared in his third NHL season with Edmonton in 2008-09, recording 6-5=11 points with 181 PIM in 52 games...set a career high in goals...ranked fourth in the NHL in PIM and led in fighting majors (25)...posted his first career multi-point game (1-1=2), Feb. 7 @ DET...appeared in his second NHL season with Edmonton in 2007-08, collecting 3-9=12 points with a +3 rating and a career-high 201 PIM in 66 games...also set a career high in assists...led Edmonton and ranked fifth in the NHL in (99)...recorded a career-high three-game point/assist streak (0-3=3), Feb. 12-16...picked up his first career NHL assist, Nov. 28 @ COL...began the season with Springfield (AHL), scoring 3-2=5 points with 21 PIM in four games...appeared in his first NHL season in 2006-07 with Edmonton, notching one goal and 105 PIM in 29 games...finished second on the club in PIM and fifth among league leaders in PIM per game (3.62)...was charged with a career-high 21 PIM, Mar. 9 @ ANA...scored his first career NHL goal (Luongo), Feb. 6 vs. VAN...made his NHL debut on Jan. 20 vs. CGY, logging 6:15 TOI...also won the 2007 Calder Cup championship with Hamilton (AHL), collecting 3-0=3 points and a league-leading 56 PIM in 22 games...appeared in 47 regular-season AHL contests, earning 9-6=15 points with a team-leading 195 PIM...split his first full professional season with Iowa (AHL) and Milwaukee (AHL) in 2005-06...helped Milwaukee advance to the Calder Cup Final, recording 2-0=2 points with 19 PIM in 17 games...added 2-8=10 points with a +6 rating and 261 PIM in 64 regular-season contests with Iowa and Milwaukee...made his professional and Calder Cup debut with Toronto (AHL) in 2003-04, going scoreless with four PIM in three playoff games...appeared in two regular-season contests, earning a +2 rating and seven PIM.

REGULAR SEASON

PLAYOFFS

Season	Team	League	GP	G	A	Pts.	PIM	+/-	GP	G	A	Pts.	PIM
2001-02	Sudbury	OHL	65	8	6	14	187	-2	5	1	9	1	24
2002-03	Sudbury	OHL	62	13	16	29	222	-25	-	-	-	-	-
2003-04	Sudbury	OHL	62	21	16	37	151	-10	7	1	1	2	14
	Toronto	AHL	2	0	0	0	7	+2	3	0	0	0	4
2004-05	Sudbury	OHL	58	13	27	40	186	+5	12	2	5	7	27
2005-06	Iowa	AHL	27	2	1	3	108	+6	-	-	-	-	-
	Milwaukee	AHL	37	0	7	7	153	0	17	2	0	2	19
2006-07	EDMONTON	NHL	29	1	0	1	105	-7	-	-	-	-	-
	Hamilton	AHL	47	9	6	15	195	0	22	3	0	3	56
2007-08	EDMONTON	NHL	66	3	9	12	201	+3	-	-	-	-	-
	Springfield	AHL	4	3	2	5	21	0	-	-	-	-	-
2008-09	EDMONTON	NHL	52	6	5	11	181	-3	-	-	-	-	-
2009-10	EDMONTON	NHL	77	4	9	13	155	+3	-	-	-	-	-
2010-11	EDMONTON	NHL	32	0	4	4	76	-2	-	-	-	-	-
	Oklahoma	AHL	29	1	2	3	53	+2	5	1	0	1	6
2011-12	NASHVILLE	NHL	1	0	0	0	7	0	-	-	-	-	-
	Milwaukee	AHL	74	9	6	15	146	+4	3	0	1	1	2
2012-13	Hamilton	AHL	73	2	4	6	241	-14	-	-	-	-	-
NHL Totals			257	14	27	41	725	-6	-	-	-	-	-
AHL Totals			293	26	28	54	924	0	33	4	1	5	68



CHRIS WAGNER

CENTER

SHOOTS: Right **HEIGHT:** 6-0 **WEIGHT:** 195

BORN: May 27, 1991; Wellesley, Massachusetts

DRAFTED: By Anaheim in the fifth round (122nd overall) of the 2010 NHL Entry Draft

Made his professional debut with Norfolk (AHL) in 2012-13, collecting 8-13=21 points with a +5 rating and 65 PIM in 70 games...ranked second among team rookies in scoring and assists, and third in goals...finished second overall in games played...scored his first career AHL goal (SHG) in a 6-3 victory, Oct. 20 vs. Connecticut...made his AHL debut on Oct. 12 vs. Worcester and picked up his first career point (assist) the following night vs. Worcester...appeared in his second season with Colgate University (ECAC) in 2011-12, scoring 17-34=51 points with 69 PIM in 38 games...led all NCAA Division I underclassmen and co-led the ECAC in scoring and ranked second in assists en route to earning Second Team ECAC All-League honors...recorded the second-most points in one season for Colgate since former Duck Andy McDonald (58 points) did so in 1999-00...had a career-high 11-game point streak (7-10=17) from Feb. 4-Mar. 16...completed his freshman season at Colgate in 2010-11, collecting 9-10=19 points with 26 PIM in 41 contests...led all rookies in points...appeared in 44 contests with the South Shore Kings (EJHL) in 2009-10, collecting 34-49=83 points with 70 PIM...was named the EJHL's Most Valuable Player and Offensive Player of the Year after captaining his team to the Southern Division championship...matched the league's single-season scoring record and led the league in goals and assists...added 3-6=9 points in four playoff games for the Kings...made his debut with South Shore in 2008-09, earning 20-14=34 points with 72 PIM in 38 games.

REGULAR SEASON									PLAYOFFS				
Season	Team	League	GP	G	A	Pts.	PIM	+/-	GP	G	A	Pts.	PIM
2008-09	South Shore	EJHL	38	20	14	34	72	-	2	2	0	2	0
2009-10	South Shore	EJHL	44	34	49	83	70	-	4	3	6	9	8
2010-11	Colgate	ECAC	41	9	10	19	26	-	-	-	-	-	-
2011-12	Colgate	ECAC	38	17	34	51	69	-	-	-	-	-	-
2012-13	Norfolk	AHL	70	8	13	21	65	+5	-	-	-	-	-
AHL Totals			70	8	13	21	65	+5	-	-	-	-	-
ECAC Totals			79	26	44	70	95	-	-	-	-	-	-



STEFAN WARG DEFENSEMAN

SHOOTS: Right **HEIGHT:** 6-3 **WEIGHT:** 224

BORN: February 6, 1990; Stockholm, Sweden

DRAFTED: By Anaheim in the fifth round (143rd overall) of the 2008 NHL Entry Draft

Appeared in his fourth season in Sweden's second division (HockeyAllsvenskan) in 2012-13, his second with Vasteras...collected 4-15=19 points with a +21 rating in 52 games...set career highs in goals, assists, scoring, plus/minus and appearances...ranked fourth among league leaders and led Vasteras in plus/minus...among team defensemen, led in scoring, ranked second in assists and tied for second in goals...signed a two-year entry-level contract with Anaheim, May 22, 2013...appeared in his second season with Orebro (HockeyAllsvenskan) in 2011-12, scoring 2-3=5 points with a +5 rating and 42 PIM in 51 games...played his first full HockeyAllsvenskan season with Orebro in 2010-11, earning 1-6=7 points with a +10 rating and a career-high 129 PIM in 50 games...split the 2009-10 season with Seattle and Prince Albert (WHL), establishing a WHL career high with 0-20=20 points and 95 PIM in 64 games...made his North American debut in 2008-09, appearing in 70 contests for Seattle...ranked third among club defensemen in points (1-16=17)...also ranked fourth on the team in PIM (80)...appeared in the first round of the WHL Playoffs as the Thunderbirds were eliminated by the Spokane Chiefs in five games...in 2007-08, played in 33 contests with Vasteras Jr. of the Swedish SuperElit League...recorded 2-6=8 points with 61 PIM...also appeared in three postseason contests, going scoreless with 14 PIM.

REGULAR SEASON										PLAYOFFS				
Season	Team	League	GP	G	A	Pts.	PIM	+/-		GP	G	A	Pts.	PIM
2007-08	Vasteras U18	Swe-U18	1	0	0	0	12	-		-	-	-	-	-
	Vasteras Jr.	Swe-Jr.	33	2	6	8	61	-		3	0	0	0	14
2008-09	Seattle	WHL	70	1	16	17	80	+1		5	0	0	0	2
2009-10	Seattle	WHL	37	0	13	13	53	-9		-	-	-	-	-
	Prince Albert	WHL	27	0	7	7	42	-7		-	-	-	-	-
2010-11	Orebro	Sweden-2	50	1	6	7	129	+10		-	-	-	-	-
2011-12	Orebro	Sweden-2	51	2	3	5	42	+5		-	-	-	-	-
2012-13	Vasteras	Sweden-2	52	4	15	19	40	+21		-	-	-	-	-
Sweden-2 Totals			153	7	24	31	211	+36		-	-	-	-	-
WHL Totals			134	1	36	37	175	-15		5	0	0	0	2



STEVEN WHITNEY

CENTER

SHOOTS: Right **HEIGHT:** 5-6 **WEIGHT:** 160

BORN: February 18, 1991; Boston, Massachusetts

ACQUIRED: Signed as a free agent, April 4, 2013

DRAFTED: Not drafted

Made his professional debut with Norfolk (AHL) in 2012-13, recording 3-1=4 points with two PIM in eight games...notched his first career multi-goal game (2-0=2) in his third AHL contest, Apr. 12 @ Worcester...debuted on Apr. 5 vs. Binghamton, scoring a PPG on his first career shot in a 2-1 victory...signed a two-year entry-level contract with Anaheim on Apr. 4...appeared in 38 games during his senior season at Boston College (Hockey East), scoring 26-19=45 points with a +23 rating and 54 PIM...helped lead the Eagles to a second-place finish in Hockey East and a berth in the NCAA Tournament...among NCAA leaders, ranked 11th in scoring and tied for second in goals...paced the team in goals and ranked second in scoring and plus/minus...set career highs in points and goals...recorded his first career hat trick as part of a career-high four-point night (3-1=4), Jan. 19 @ Northeastern...was the recipient of the Walter Brown Award, awarded annually to the best American-born hockey player in New England...in 2011-12, recorded 16-23=39 points and a +15 rating in 44 games...helped the Eagles capture their second Frozen Four championship in three years by defeating Ferris State, 4-1...received All-Tournament honors after scoring a combined 3-1=4 points in victories over Minnesota and Ferris State...appeared in 36 games as a sophomore in 2010-11, collecting 6-10=16 points and 61 PIM...played in all 42 games as a freshman for the Eagles in 2009-10, registering 7-21=28 points and 28 PIM...played in all 42 games as a freshman in 2009-10, registering 7-21=28 points with a +7 rating and 28 PIM...notched his first career NCAA goal (1-0=1), Nov. 14 vs. Vermont...earned the primary assist on Ben Smith's GWG in Boston College's 5-0 victory over Wisconsin in the national championship game.

REGULAR SEASON										PLAYOFFS				
Season	Team	League	GP	G	A	Pts.	PIM	+/-		GP	G	A	Pts.	PIM
2009-10	Boston College	H-East	42	7	21	28	28	+7		-	-	-	-	-
2010-11	Boston College	H-East	36	6	10	16	61	-1		-	-	-	-	-
2011-12	Boston College	H-East	44	16	23	39	65	+15		-	-	-	-	-
2012-13	Boston College	H-East	38	26	19	45	54	+23		-	-	-	-	-
	Norfolk	AHL	8	3	1	4	2	-2		-	-	-	-	-
AHL Totals			8	3	1	4	2	-2		-	-	-	-	-
Hockey East Totals			160	55	73	128	208	+44		-	-	-	-	-

IN THE SYSTEM



NOLAN YONKMAN DEFENSEMAN

SHOOTS: Right **HEIGHT:** 6-6 **WEIGHT:** 247

BORN: April 1, 1981; Punichy, Saskatchewan

ACQUIRED: Signed as a free agent, July 9, 2013

DRAFTED: By Washington in the second round (37th overall) of the 1999 NHL Entry Draft

Appeared in seven games for Florida in 2012-13, going scoreless with 11 PIM...set a career high with 19:03 TOI, Mar. 7 @ WSH...also appeared in 71 games for San Antonio (AHL), earning 0-7=7 points with 93 PIM...ranked third on the club in PIM...appeared in one game for Florida in 2011-12, going scoreless on Feb. 19 vs. ANA...played most of the season with San Antonio as team captain, scoring 2-11=13 points with a +19 rating and 102 PIM in 66 games...led the team in plus/minus and ranked second in PIM...was signed by Florida as a free agent, July 1, 2011...appeared in his fourth NHL season in 2010-11, his first with Phoenix...collected one assist (0-1=1) with a career-high +5 rating in 16 games...played the remainder of the season with San Antonio as team captain, earning 1-4=5 points with 104 PIM in 56 games...reached the 500-game milestone in his professional career, Feb. 5 @ Lake Erie...was signed by Phoenix as a free agent, July 3, 2010...appeared in his ninth professional season in 2009-10, his fourth with Milwaukee...served as team captain for the second season...made his fourth consecutive trip to the Calder Cup Playoffs, picking up an assist (0-1=1) and two PIM in seven games...played 76 regular-season games, scoring 2-7=9 points with a +4 rating and 170 PIM...ranked second on the team in PIM...appeared in his eighth professional season in 2008-09, his third with Milwaukee...went scoreless with 15 PIM in 11 Calder Cup Playoff games...ranked second on the club in PIM...collected 3-7=10 points with a +7 rating and 80 PIM in 61 regular-season contests as team captain...appeared in his seventh professional season in 2007-08, his second with Milwaukee...earned an assist (0-1=1) with 18 PIM in six Calder Cup Playoff games...appeared in 69 regular-season contests as alternate captain, posting seven assists (0-7=7) with 103 PIM...ranked third on the team in PIM...appeared in his sixth professional season in 2006-07, his first with Milwaukee...made his second career trip to the Calder Cup Playoffs, going scoreless with two PIM in four games...played 77 regular-season games with Milwaukee, scoring 3-10=13 points with 113 PIM...ranked third on the club in PIM...was signed by Nashville as a free agent, July 5, 2007...appeared in his third NHL season with Washington in 2005-06, recording 0-7=7 points with a +1 rating and 86 PIM in 38 games...set NHL career highs in points, assists, PIM and games played...finished third on the Capitals in PIM...twice had a career-best two-game scoring streak, including Apr. 17-18 (0-3=3) and Jan. 19-21 (0-3=3)...posted his second career multi-point game (0-2=2) in a 6-4 win, Apr. 17 vs. ATL...earned a career-high +3 rating along with his first career multi-point game (0-2=2) in a 5-4 shootout victory, Jan. 19 vs. STL...also played six games for Hershey (AHL), going scoreless with 15 PIM...was limited to 32 games with Portland (AHL) in 2004-05 after recovering from a knee injury suffered in Oct. 2003...scored 0-3=3 points with 68 PIM...appeared in one game for Washington in 2003-04, going scoreless on Oct. 18 @ STL...also played four games for Portland, going scoreless with a +3 rating and 11 PIM...suffered a season-ending knee injury on Oct. 24...appeared in his second professional season with Portland in 2002-03...made his Calder Cup Playoff debut, earning an assist (0-1=1) and two PIM in three games...collected 1-4=5 points with a +4 rating and 40 PIM in 24 regular-season contests...missed 56 games due to three injuries during the season...made his NHL debut with Washington in 2001-02, scoring one goal with a +3 rating and four PIM in 11 games...scored his first career NHL goal (Osgood), Apr. 6, @ NYI...logged 11:00 TOI in his NHL debut on Jan. 14 vs. BOS, a 1-0 overtime win...played the remainder of the season with Portland, earning 4-3=7 points with 116 PIM in 59 games.

REGULAR SEASON

PLAYOFFS

Season	Team	League	GP	G	A	Pts.	PIM	+/-	GP	G	A	Pts.	PIM
1996-97	Kelowna	WHL	4	0	0	0	0	-3	-	-	-	-	-
1997-98	Kelowna	WHL	65	0	2	2	36	-9	7	0	0	0	2
1998-99	Kelowna	WHL	61	1	6	7	129	-33	6	0	0	0	6
1999-00	Kelowna	WHL	71	5	7	12	153	-30	5	0	0	0	8
2000-01	Kelowna	WHL	7	0	1	1	19	-6	-	-	-	-	-
	Brandon	WHL	51	6	10	16	94	+7	6	0	1	1	12
2001-02	WASHINGTON	NHL	11	1	0	1	4	+3	-	-	-	-	-
	Portland	AHL	59	4	3	7	116	0	-	-	-	-	-
2002-03	Portland	AHL	24	1	4	5	40	+4	3	0	1	1	2
2003-04	Portland	AHL	4	0	0	0	11	+3	-	-	-	-	-
	WASHINGTON	NHL	1	0	0	0	0	0	-	-	-	-	-
2004-05	Portland	AHL	32	0	3	3	68	-6	-	-	-	-	-
2005-06	WASHINGTON	NHL	38	0	7	7	86	+1	-	-	-	-	-
	Hershey	AHL	6	0	0	0	15	-1	-	-	-	-	-
2006-07	Milwaukee	AHL	77	3	10	13	113	-17	4	0	0	0	2
2007-08	Milwaukee	AHL	69	0	7	7	103	0	6	0	1	1	18
2008-09	Milwaukee	AHL	61	3	7	10	80	+7	11	0	0	0	15
2009-10	Milwaukee	AHL	76	2	7	9	170	+4	7	0	1	1	2
2010-11	San Antonio	AHL	56	1	4	5	104	-9	-	-	-	-	-
	PHOENIX	NHL	16	0	1	1	39	+5	-	-	-	-	-
2011-12	San Antonio	AHL	66	2	11	13	102	+19	10	0	2	2	8
	FLORIDA	NHL	1	0	0	0	0	0	-	-	-	-	-
2012-13	San Antonio	AHL	71	0	7	7	93	-34	-	-	-	-	-
	FLORIDA	NHL	7	0	0	0	11	-1	-	-	-	-	-
NHL Totals			74	1	8	9	140	+8	-	-	-	-	-
AHL Totals			601	16	63	79	1015	-30	41	0	5	5	47



MIRO AALTONEN

CENTER


SHOOTS: Left **HEIGHT:** 5-10 **WEIGHT:** 172

BORN: June 7, 1993; Joensuu, Finland

DRAFTED: By Anaheim in the sixth round (177th overall) of the 2013 NHL Entry Draft

Appeared in his second season with Espoo of the Finnish Elite League in 2012-13, scoring 11-5=16 points with 22 PIM in 32 games...represented his country at the 2013 IIHF World Junior Championship in Ufa, Russia, recording 2-1=3 points with a +2 rating in one game before suffering an ankle injury that caused him to miss the remainder of the tournament...also appeared in four playoff games for the Espoo junior team, earning 2-3=5 points with two PIM...made his Finnish Elite League debut with Espoo in 2011-12, collecting 1-1=2 points with two PIM in 26 games.

REGULAR SEASON								PLAYOFFS				
Season	Team	League	GP	G	A	Pts.	PIM	GP	G	A	Pts.	PIM
2009-10	Espoo	Finland Jr.	40	12	15	27	18	-	-	-	-	-
2010-11	Espoo	Finland Jr.	12	3	5	8	6	13	5	6	11	2
2011-12	Espoo	Finland	26	1	1	2	2	10	1	1	2	2
	Espoo	Finland Jr.	14	10	17	27	14	4	2	3	5	2
2012-13	Espoo	Finland	32	11	5	16	22	-	-	-	-	-
	Espoo	Finland Jr.	-	-	-	-	-	8	4	9	13	4



GRANT BESSE

RIGHT WING

SHOOTS: Left **HEIGHT:** 5-10 **WEIGHT:** 175

BORN: July 14, 1994; Plymouth, MN

DRAFTED: By Anaheim in the fifth round (147th overall) of the 2013 NHL Entry Draft

Appeared in seven games for Omaha (USHL) in 2012-13, scoring four goals (4-0=4) in seven games...won the 2013 Minnesota Mr. Hockey award as the top senior player in Minnesota prep hockey after collecting 44-25=69 points with 16 PIM in 25 contests with Benilde-St. Margaret's Catholic Prep (St. Louis Park, MN)...helped Benilde-St. Margaret's capture the 2012 Minnesota State hockey championship, setting a state tournament record by scoring all five of the Red Knights' goals (three SHG) in a 5-1 victory over Hill-Murray (St. Paul, MN) on Mar. 11, 2012...is attending the University of Wisconsin (WCHA) this season.

REGULAR SEASON								PLAYOFFS				
Season	Team	League	GP	G	A	Pts.	PIM	GP	G	A	Pts.	PIM
2012-13	Omaha	USHL	7	4	0	4	0	-	-	-	-	-
	Benilde-St. Margaret	High-MN	25	44	25	69	16	-	-	-	-	-



BRIAN COOPER DEFENSEMAN

SHOOTS: Left **HEIGHT:** 5-10 **WEIGHT:** 197

BORN: November 1, 1993; Anchorage, Alaska

DRAFTED: By Anaheim in the fifth round (127th overall) of the 2012 NHL Entry Draft

In his freshman season with Nebraska-Omaha (WCHA) in 2012-13, recorded 0-2=2 points and 45 PIM in 32 contests...made his WCHA debut on Oct. 12 vs. Army, earning a +1 rating...collected his first career NCAA point with an assist against Minnesota State, Dec. 15...appeared in 55 contests with Fargo (USHL) in 2011-12, collecting 6-18=24 points with a +16 rating...ranked second among club defensemen in points and his +16 ranked second overall on the club...his 149 shots on net ranked second among all USHL defensemen, while his +16 rating ranked tied for 12th among league blueliners...in 2010-11, scored a career-high 11-22=33 points, ranking tied for sixth among USHL defensemen...his six PPG in 2010-11 ranked tied for third among all USHL defensemen.

REGULAR SEASON

PLAYOFFS

Season	Team	League	GP	G	A	Pts.	PIM	GP	G	A	Pts.	PIM
2009-10	Fargo	USHL	55	3	10	13	69	13	0	4	4	22
2010-11	Fargo	USHL	51	11	22	33	132	5	2	0	2	18
2011-12	Fargo	USHL	55	6	18	24	92	6	1	2	3	8
2012-13	Nebraska-Omaha	WCHA	32	0	2	2	45	-	-	-	-	-



KENTON HELGESEN DEFENSEMAN

SHOOTS: Left **HEIGHT:** 6-2 **WEIGHT:** 186

BORN: March 19, 1994; Grand Prairie, Alberta

DRAFTED: By Anaheim in the seventh round (187th overall) of the 2012 NHL Entry Draft

Appeared in his second WHL season with Calgary in 2012-13, registering 0-20=20 points with a +22 rating in 70 games...recorded his third career multi-assist game (0-2=2) while collecting a career-high +5 rating in a 9-0 victory, Mar. 9 vs. Lethbridge...had a career-high three-game point streak (0-3=3), Feb. 12-16...earned one assist and a +1 rating in three playoff games for the Hitmen before suffering a hand injury that sidelined him for the remainder of the postseason...made his WHL debut with Calgary in 2011-12, scoring 3-11=14 points with a +7 rating and 63 PIM in 58 contests...collected his first WHL point (assist), Nov. 30 @ Lethbridge...scored his first WHL goal, Nov. 26 @ Prince Albert...recorded his first of two multi-assist games, Feb. 4 @ Red Deer and Feb. 17 @ Kelowna...appeared in five playoff games vs. Brandon, going scoreless...played 42 contests in 2010-11 with the Grand Prairie Storm of the Alberta Junior Hockey League, scoring 1-5=6 points with 39 PIM.

REGULAR SEASON

PLAYOFFS

Season	Team	League	GP	G	A	Pts.	PIM	GP	G	A	Pts.	PIM
2010-11	Grand Prairie	AJHL	42	1	5	6	39	2	0	0	0	0
2011-12	Calgary	WHL	58	3	11	14	63	5	0	0	0	2
2012-13	Calgary	WHL	70	0	20	20	116	3	0	1	1	0



RADOSLAV ILLO

LEFT WING

SHOOTS: Left **HEIGHT:** 6-0 **WEIGHT:** 195
BORN: January 21, 1990; Povazska Bystrica, Slovakia
DRAFTED: By Anaheim in the fifth round (136th overall) of the 2009 NHL Entry Draft

Appeared in 34 games for Bemidji State (WCHA) during the 2012-13 season, scoring 4-10=14 points with 16 PIM...ranked tied for fourth on the team in assists...recorded three multi-point games for the Beavers and ended his junior season with an assist in both WCHA Tournament games (Mar. 15-16 vs. Minnesota)...in 2011-12, scored 7-10=17 points in 30 contests with Bemidji State...ranked sixth on the club in scoring...had a career-high three-point game (1-2=3), Oct. 15 @ Colorado College...posted a career-best five-game point streak (2-3=5), Dec. 17-Jan. 14...made his collegiate debut in 2010-11, scoring 4-2=6 points with 20 PIM and a +3 rating in 37 games...recorded his first collegiate goal and point, Nov. 12 vs. Alaska-Anchorage...in his second season with Tri-City (USHL) in 2009-10, ranked second on the club in goals and third in points...his 11 PPG also ranked second among team leaders...represented Team Slovakia in the 2010 IIHF World Junior Championship, collecting 2-3=5 points in six contests...made his North American debut in 2008-09, leading Tri-City in goals and finishing second in points (21-12=33) in 47 games.

REGULAR SEASON								PLAYOFFS				
Season	Team	League	GP	G	A	Pts.	PIM	GP	G	A	Pts.	PIM
2008-09	Tri-City	USHL	47	21	12	33	37	-	-	-	-	-
2009-10	Tri-City	USHL	50	24	19	43	56	1	1	0	1	0
2010-11	Bemidji State	WCHA	37	4	2	6	20	-	-	-	-	-
2011-12	Bemidji State	WCHA	30	7	10	17	21	-	-	-	-	-
2012-13	Bemidji State	WCHA	34	4	10	14	16	-	-	-	-	-



NICOLAS KERDILES

LEFT WING

SHOOTS: Left **HEIGHT:** 6-1 **WEIGHT:** 200
BORN: January 11, 1994; Lewisville, TX
DRAFTED: By Anaheim in the second round (36th overall) of the 2012 NHL Entry Draft

In his 2012-13 freshman season at Wisconsin (WCHA), collected 11-22=33 points and 37 PIM in 32 contests...helped lead the Badgers to the WCHA Final Five championship and received tournament MVP honors after recording 4-6=10 points in five tournament games...also scored the only goal for the Badgers in their 6-1 loss to U. of Massachusetts-Lowell in the NCAA Northwest Regional Semifinals on Mar. 29...was named the Hockey Commissioners' Association Division 1 Rookie of the Month for March/April, ranking second in the nation in scoring and leading all rookies with 5-11=16 points in 10 games during that span...finished the season on a 12-game scoring streak (6-13=19), which included seven multi-point games...ranked second on the Badgers in scoring and assists, and third in goals...among WCHA leaders, ranked tied for fifth in rookie scoring...in 2011-12, led the U.S. National U-18 squad with 20-22=42 points in 50 contests...his seven PPG also led the club, while his four GWG ranked second...became the first Anaheim Ducks draft selection who was raised in Orange County (raised in Irvine, born in Lewisville, TX)...won gold with Team USA at both the 2011 and 2012 IIHF U-18 World Junior Championships...in the 2012 tournament, scored a team high 2-3=5 points in the gold-medal game against Sweden...scored the overtime goal in Team USA's semifinal game at the 2011 World U-17 Hockey Challenge.

REGULAR SEASON								PLAYOFFS				
Season	Team	League	GP	G	A	Pts.	PIM	GP	G	A	Pts.	PIM
2010-11	USNTDP	USHL	32	12	8	20	52	-	-	-	-	-
	USNTDP	U-17	14	7	5	12	12	-	-	-	-	-
	USNTDP	U-18	14	1	4	5	2	-	-	-	-	-
2011-12	USNTDP	USHL	18	4	9	13	18	-	-	-	-	-
	USNTDP	U-18	36	18	17	35	20	-	-	-	-	-
2012-13	Wisconsin	WCHA	32	11	22	33	37	-	-	-	-	-



KEVIN LIND DEFENSEMAN

SHOOTS: Left **HEIGHT:** 6-3 **WEIGHT:** 220

BORN: March 31, 1992; Homer Glen, Illinois

DRAFTED: By Anaheim in the sixth round (177th overall) of the 2010 NHL Entry Draft

Appeared in 40 games during his junior season at Notre Dame (CCHA) in 2012-13, registering 2-3=5 points and 33 PIM...ranked tied for second among team defensemen in goals and fifth in scoring...recorded a career-high three-point game (1-2=3), Nov. 24 vs. North Dakota...helped the Fighting Irish capture an automatic bid to the NCAA Tournament by winning the CCHA Tournament championship on Mar. 24...recorded 1-2=3 points in 39 contests for Notre Dame in 2011-12...netted his first goal of the season and second of his collegiate career, Oct. 8 @ Minnesota-Duluth...made his collegiate debut in 2010-11, scoring 1-10=11 points with 24 PIM and a +7 rating in 32 games...advanced to the NCAA Frozen Four semifinal game...helped the Fighting Irish to a second-place finish in the CCHA...in 2009-10, scored 6-10=16 points with 76 PIM in 55 games with the Chicago Steel (USHL)...ranked second among club defensemen in goals and points, tied for second in assists, first in plus/minus (+3) and tied for first in appearances...made his USHL debut in 2008-09, recording 2-3=5 points with 45 PIM in 50 games with Chicago.

REGULAR SEASON

PLAYOFFS

Season	Team	League	GP	G	A	Pts.	PIM	GP	G	A	Pts.	PIM
2008-09	Chicago	USHL	50	2	3	5	45	-	-	-	-	-
2009-10	Chicago	USHL	55	6	10	16	76	-	-	-	-	-
2010-11	Notre Dame	CCHA	32	1	10	11	24	-	-	-	-	-
2011-12	Notre Dame	CCHA	39	1	2	3	22	-	-	-	-	-
2012-13	Notre Dame	CCHA	40	2	3	5	33	-	-	-	-	-



JOSH MANSON DEFENSEMAN

SHOOTS: Right **HEIGHT:** 6-3 **WEIGHT:** 223

BORN: October 7, 1991; Prince Albert, Saskatchewan

DRAFTED: By Anaheim in the sixth round (160th overall) of the 2011 NHL Entry Draft

Registered 3-4=7 points and 45 PIM in 33 games for Northeastern (Hockey East) in 2012-13...ranked second on the team in defensemen scoring...scored his first career NCAA goal in OT to secure a 5-4 victory for the Huskies, Feb. 19 @ Massachusetts...recorded a career-best three-game point streak (3-1=4), Feb. 19-23...made his collegiate debut in 2011-12 with Northeastern, scoring 0-4=4 points in 33 contests...collected his first collegiate point (assist), Oct. 14 vs. New Hampshire...appeared in 57 contests for the Salmon Arm Silverbacks of the BCHL in 2010-11, scoring 12-35=47 points with 80 PIM...ranked fourth on the club in assists and second in PIM...added 2-7=9 points in 14 postseason contests...in 2009-10, recorded 10-14=24 points with 75 PIM in 54 games with Salmon Arm.

REGULAR SEASON

PLAYOFFS

Season	Team	League	GP	G	A	Pts.	PIM	GP	G	A	Pts.	PIM
2009-10	Salmon Arm	BCHL	54	10	14	24	75	6	1	0	1	15
2010-11	Salmon Arm	BCHL	57	12	35	47	80	14	2	7	9	15
2011-12	Northeastern	Hockey East	33	0	4	4	48	-	-	-	-	-
2012-13	Northeastern	Hockey East	33	3	4	7	45	-	-	-	-	-



JAYCOB MEGNA

DEFENSEMAN

SHOOTS: Left **HEIGHT:** 6-5 **WEIGHT:** 218

BORN: December 10, 1992; Plantation, Florida

DRAFTED: By Anaheim in the seventh round (210th overall) of the 2012 NHL Entry Draft

Appeared in 38 games for Nebraska-Omaha (WCHA) in 2012-13, scoring 2-5=7 points and 14 PIM...among club defensemen, ranked tied for fourth in goals...recorded his first career NCAA multi-point game (1-1=2), Jan. 25 @ Bemidji State...earned an assist on the GWG in Nebraska-Omaha's 2-1 victory over Minnesota State in the WCHA Tournament on Mar. 16...in his freshman season in 2011-12, ranked fourth among team defensemen with 2-3=5 points and eight PIM...played alongside older brother, Jason, a forward for the Mavericks...collected his first collegiate point (goal), Nov. 12 @ Bemidji State...in 2010-11, scored 1-17=18 points with 24 PIM in 55 games with Muskegon (USHL)...ranked second among club defensemen in assists and points.

REGULAR SEASON								PLAYOFFS				
Season	Team	League	GP	G	A	Pts.	PIM	GP	G	A	Pts.	PIM
2010-11	Muskegon	USHL	55	1	17	18	24	6	0	3	3	0
2011-12	Nebraska-Omaha	WCHA	35	2	3	5	8	-	-	-	-	-
2012-13	Nebraska-Omaha	WCHA	38	2	5	7	14	-	-	-	-	-



KEVIN ROY

CENTER

SHOOTS: Left **HEIGHT:** 5-9 **WEIGHT:** 174

BORN: May 20, 1993; Greenfield Park, Quebec

DRAFTED: By Anaheim in the fourth round (97th overall) of the 2012 NHL Entry Draft

In his freshman season with Northeastern University (Hockey East), collected 17-17=34 points and 24 PIM in 29 games...was one of three unanimous selections to the 2012-13 Pro Ambitions Hockey East All-Rookie team...ranked tied for 11th in the conference in scoring, tied for fourth in goals and second in rookie scoring...among NCAA freshmen, finished tied for third in scoring...recorded 10 multi-point games, including a five-point performance on Dec. 29, 2012 against Harvard (1-4=5)...named MVP of the 61st annual Beanpot Tournament after scoring five goals (5-0=5) in two tournament games, including his first career hat trick in a 3-2 victory over Boston University on Feb. 4...received Hockey East's Rookie of the Week honors on Oct. 15 and Jan. 2, Player of the Week on Feb. 11, and was named Rookie of the Month for December...in 2011-12, was the USHL Player of the Year after becoming the first player in the league's current format (since 2002) to score 50 goals...collected a league-leading 54-50=104 points and helped Lincoln to a 38-18-4 regular-season record...his +44 rating also led the league, while his 14 PPG and seven GWG ranked second...led Lincoln in the USHL Playoffs in goals and points (7-3=10)...advanced to the Western Conference Final before being eliminated by Waterloo.

REGULAR SEASON								PLAYOFFS				
Season	Team	League	GP	G	A	Pts.	PIM	GP	G	A	Pts.	PIM
2011-12	Lincoln	USHL	59	54	50	104	50	8	7	3	10	4
2012-13	Northeastern	Hockey East	29	17	17	34	24	-	-	-	-	-



NICK SORESENSEN RIGHT WING

SHOOTS: Right **HEIGHT:** 6-1 **WEIGHT:** 182

BORN: October 23, 1994; Farevejle, Denmark


DRAFTED: By Anaheim in the second round (45th overall) of the 2013 NHL Entry Draft

Appeared in his second QMJHL season in 2012-13, scoring 20-27=47 points with a +10 rating and 18 PIM in 46 games with Quebec...ranked third among team leaders in points-per-game (1.02), tied for fourth in goals and fifth in scoring...among league rookies, finished tied for eighth in scoring, tied for seventh in goals and tied for ninth in assists...added 7-3=10 points in eight QMJHL Playoff games, leading the team in goals and ranking tied for second in scoring...made his QMJHL debut in 2010-11, earning 5-4=9 points with a +9 rating and eight PIM in eight games.

REGULAR SEASON

PLAYOFFS

Season	Team	League	GP	G	A	Pts.	PIM	GP	G	A	Pts.	PIM
2010-11	Rogle Jr.	Sweden Jr.	30	18	11	29	34	-	-	-	-	-
	Rogle	Sweden 2	6	0	0	0	2	-	-	-	-	-
2011-12	Quebec	QMJHL	8	5	4	9	2	-	-	-	-	-
2012-13	Quebec	QMJHL	46	20	27	47	18	8	7	3	10	10



SHEA THEODORE DEFENSEMAN

SHOOTS: Left **HEIGHT:** 6-1 **WEIGHT:** 183

BORN: August 3, 1995; Langley, British Columbia

DRAFTED: By Anaheim in the first round (26th overall) of the 2013 NHL Entry Draft

Appeared in his third WHL season in 2012-13, scoring 19-31=50 points with 32 PIM in 71 games with Seattle...ranked eighth among all WHL defensemen in scoring, and second among team leaders in assists and third in points...also played seven WHL Playoff games, earning 0-2=2 points with a +1 rating and four PIM...played his first full WHL season in 2011-12, collecting 4-31=35 points with 30 PIM in 69 games with Seattle...ranked third among WHL rookie defensemen in scoring...finished third on the Thunderbirds and led team defensemen in scoring...also led all Seattle players in assists...won gold with Team Canada at the 2012 Ivan Hlinka Memorial Tournament and registered five assists (0-5=5) en route to gold at the 2013 Under-18 World Championship...also won a gold medal with Team British Columbia at the 2011 Canada Winter Games.

REGULAR SEASON

PLAYOFFS

Season	Team	League	GP	G	A	Pts.	PIM	GP	G	A	Pts.	PIM
2010-11	Seattle	WHL	4	0	0	0	2	-	-	-	-	-
2011-12	Seattle	WHL	69	4	31	35	30	-	-	-	-	-
2012-13	Seattle	WHL	71	19	31	50	32	7	0	2	2	4



KEATON THOMPSON

DEFENSEMAN


SHOOTS: Left **HEIGHT:** 6-0 **WEIGHT:** 182

BORN: September 14, 1995; Devils Lake, North Dakota

DRAFTED: By Anaheim in the third round (87th overall) of the 2013 NHL Entry Draft

In 2012-13, collected 4-15=19 points with a +13 rating and 34 PIM in 63 games with the U.S. National U-18 squad...among team defensemen, finished second in scoring and assists, and third in goals...in 2011-12, ranked second among U.S. National U-17 team defensemen in goals (5), assists (17) and points (22)...is attending the University of North Dakota (WCHA) this season.

REGULAR SEASON								PLAYOFFS				
Season	Team	League	GP	G	A	Pts.	PIM	GP	G	A	Pts.	PIM
2010-11	Fargo	USHL	13	0	0	0	4	2	0	0	0	5
2011-12	USNTDP	U-17	54	5	17	22	33	-	-	-	-	-
2012-13	USNTDP	U-18	63	4	15	19	34	-	-	-	-	-



ANDY WELINSKI

DEFENSEMAN

SHOOTS: Right **HEIGHT:** 6-1 **WEIGHT:** 196

BORN: April 27, 1993; Duluth, Minnesota

DRAFTED: By Anaheim in the third round (83rd overall) of the 2011 NHL Entry Draft

Was named to the 2012-13 All-WCHA Rookie Team after registering 4-14=18 points and 24 PIM in his freshman season with the University of Minnesota-Duluth...ranked fifth on the team in points and led club defensemen in scoring and PPG (3)...scored a goal in his first NCAA game (1-0=1), Oct. 12, 2012 vs. Ohio State...in 2011-12, ranked second among Green Bay Gamblers (USHL) defensemen with 15-22=37 points in 54 contests...his 15 goals led all team defensemen, while his +35 rating co-led Green Bay overall...also scored four PPG and four GWG...won the Clark Cup with the Gamblers, scoring 1-1=2 points in seven contests...appeared in 51 contests for Green Bay in 2010-11, scoring 6-8=14 points with 14 PIM and a +10 rating...ranked second among team defensemen in points...played 11 USHL postseason contests, collecting 2-0=2 points with a +5 rating.

REGULAR SEASON								PLAYOFFS				
Season	Team	League	GP	G	A	Pts.	PIM	GP	G	A	Pts.	PIM
2010-11	Green Bay	USHL	51	6	8	14	14	11	2	0	2	4
2011-12	Green Bay	USHL	54	15	22	37	37	7	1	1	2	4
2012-13	Minnesota-Duluth	WCHA	38	4	14	18	24	-	-	-	-	-

2013-14 PLAYER PERSONNEL

FORWARDS

No.	NAME	HT	WT	POS	S	BIRTHPLACE	BIRTHDATE	2012-13 CLUB
7	Andrew Cogliano	5-10	181	C	L	Toronto, Ontario	June 14, 1987	Klagenfurt HC (Austria)/Anaheim (NHL)
8	Teemu Selanne	6-0	209	RW	R	Helsinki, Finland	July 3, 1970	Anaheim (NHL)
10	Corey Perry	6-3	212	RW	R	Peterborough, Ontario	May 16, 1985	Anaheim (NHL)
11	Saku Koivu	5-10	181	C	L	Turku, Finland	November 23, 1974	Anaheim (NHL)
13	Nick Bonino	6-1	196	C	L	Hartford, Connecticut	April 20, 1988	Neumarkt (Italy-2)/Anaheim (NHL)
15	Ryan Getzlaf	6-4	221	C	R	Regina, Saskatchewan	May 10, 1985	Anaheim (NHL)
17	Dustin Penner	6-4	247	LW	L	Winkler, Manitoba	September 28, 1982	Los Angeles (NHL)
21	Kyle Palmieri	5-11	195	RW	R	Smithtown, New York	February 1, 1991	Norfolk (AHL)/Anaheim (NHL)
25	Brad Staubitz	6-1	207	RW	R	Edmonton, Alberta	July 28, 1984	Anaheim (NHL)
33	Jakob Silfverberg	6-1	200	RW	R	Kalix, Sweden	October 13, 1990	Binghamton (AHL)/Ottawa (NHL)
34	Daniel Winnik	6-2	207	LW	R	Toronto, Ontario	March 6, 1985	Anaheim (NHL)
39	Matt Beleskey	6-0	200	LW	L	Windsor, Ontario	June 7, 1988	Coventry (England)/Anaheim (NHL)
41	John Kurtz	6-2	206	LW	L	Oakville, Ontario	May 16, 1989	Norfolk (AHL)
46	Brad Stortini	6-4	230	RW	R	Elliot Lake, Ontario	September 11, 1985	Hamilton (AHL)
49	Antonie Laganiere	6-4	208	C	L	Montreal, Quebec	July 5, 1990	Yale (ECAC)
59	Nick Sorensen	6-1	182	RW	R	Farevejle, Denmark	October 23, 1994	Quebec (QMJHL)
62	Patrick Maroon	6-3	230	LW	L	St. Louis, Missouri	April 23, 1988	Norfolk (AHL)/Anaheim (NHL)
63	John Mitchell	6-6	223	LW	L	Neenah, Wisconsin	July 10, 1986	Norfolk (AHL)
64	Stefan Noesen	6-1	201	RW	R	Plano, TX	February 12, 1993	Plymouth (OHL)
65	Emerson Etem	6-1	205	LW	L	Long Beach, California	June 16, 1992	Norfolk (AHL)/Anaheim (NHL)
67	Rickard Rakell	6-1	192	RW	R	Sundbyberg, Sweden	May 5, 1993	Plymouth (OHL)/Anaheim (NHL)
74	Peter Holland	6-2	194	C	L	Toronto, Ontario	January 14, 1991	Norfolk (AHL)/Anaheim (NHL)
77	Devante Smith-Pelly	6-0	222	RW	R	Scarborough, Ontario	June 14, 1992	Norfolk (AHL)/Anaheim (NHL)
78	Charlie Sarault	5-10	180	C	L	Fournier, Ontario	February 20, 1992	Sarnia (OHL)/Norfolk (AHL)
79	Steven Whitney	5-6	160	C	R	Boston, Massachusetts	February 18, 1991	Boston College (Hockey East)/Norfolk (AHL)
80	Chris Wagner	6-0	195	C	R	Wellesley, Massachusetts	May 27, 1991	Norfolk (AHL)
81	William Karlsson	6-0	180	C	L	Marsta, Sweden	January 8, 1993	HV 71 (Sweden)
82	Joseph Cramarossa	6-2	190	C	L	Toronto, Ontario	October 26, 1992	Belleville (OHL)
84	Max Friberg	5-11	197	LW	R	Skovde, Sweden	November 20, 1992	Timra (Sweden)/Norfolk (AHL)

DEFENSEMEN

No.	NAME	HT	WT	POS	S	BIRTHPLACE	BIRTHDATE	2012-13 CLUB
4	Cam Fowler	6-1	207	D	L	Windsor, Ontario	December 5, 1991	Sodertalje (Sweden-2)/Anaheim (NHL)
5	Luca Sbisa	6-2	198	D	L	Oziera, Italy	January 30, 1990	Lugano (Swiss-A)/Anaheim (NHL)
6	Ben Lovejoy	6-2	205	D	R	Concord, New Hampshire	February 20, 1984	Pittsburgh (NHL)/Anaheim (NHL)
23	Francois Beauchemin	6-1	207	D	L	Sorel, Quebec	June 4, 1980	Anaheim (NHL)
28	Mark Fistric	6-2	230	D	L	Edmonton, Alberta	June 1, 1986	Edmonton (NHL)
40	Nolan Yonkman	6-6	247	D	R	Punnichy, Saskatchewan	April 1, 1981	San Antonio (AHL)/Florida (NHL)
44	Sheldon Souray	6-4	231	D	L	Elk Point, Alberta	July 13, 1976	Anaheim (NHL)
45	Sami Vatanen	5-10	183	D	R	Jyväskylä, Finland	June 3, 1991	Norfolk (AHL)/Anaheim (NHL)
47	Hampus Lindholm	6-3	197	D	L	Helsingborg, Sweden	January 20, 1994	Norfolk (AHL)
48	Tim Heed	5-11	176	D	R	Gothenburg, Sweden	January 27, 1991	Vasteras (Sweden-2)/Vaxjo (Sweden)
51	Alex Grant	6-4	205	D	R	Antigonish, Nova Scotia	January 20, 1989	Wilkes-Barre (AHL)
54	Andrew O'Brien	6-4	219	D	L	Hamilton, Ontario	November 21, 1992	Rouyn-Noranda (QMJHL)
55	Bryan Allen	6-5	224	D	L	Kingston, Ontario	August 21, 1980	Anaheim (NHL)
60	Kevin Gagne	5-8	170	D	L	Edmundston, New Brunswick	April 14, 1992	Saint John (QMJHL)/Rimouski (QMJHL)/Norfolk (AHL)
69	Stefan Warg	6-3	224	D	R	Stockholm, Sweden	February 6, 1990	Vasteras (Sweden-2)
73	Mat Clark	6-4	213	D	R	Wheat Ridge, Colorado	October 17, 1990	Norfolk (AHL)

GOALTENDERS

No.	NAME	HT	WT	POS	C	BIRTHPLACE	BIRTHDATE	2012-13 CLUB
1	Jonas Hiller	6-2	192	G	R	Felben Wellhausen, Switzerland	February 12, 1982	Anaheim (NHL)
30	Viktor Fasth	6-0	185	G	L	Kalix, Sweden	August 8, 1982	Norfolk (AHL)/Anaheim (NHL)
31	Frederik Andersen	6-4	230	G	L	Herning, Denmark	October 2, 1989	Norfolk (AHL)
36	John Gibson	6-3	210	G	L	Pittsburgh, Pennsylvania	July 14, 1993	Kitchener (OHL)/Norfolk (AHL)
72	Igor Bobkov	6-5	235	G	L	Surgut, Russia	January 2, 1991	Norfolk (AHL)



201 E. Brambleton Ave.
Norfolk, VA 23510
Phone: (757) 640-1212
Fax: (757) 622-0552
norfolkadmirals.com
admiralsinfo@norfolkadmirals.com



President/Alternate Governor	Ken Young	Coordinator of Minor League	
Executive Vice President/Governor	Joe Gregory	Hockey Operations.....	Jillian Samuelli
Director of Community Relations and		Head Coach	Trent Yawney
Game Operations.....	Dana DeFilippo	Assistant Coach	Marty Wilford
Director of Communications	Alex Reed	Assistant Coach	Jarrod Skalde
Director of Ticketing.....	Dee DiMartino Danner	Goaltending Consultant	Sudarshan Maharaj
Director of Group Sales	Charlie Colón	Video Coach.....	Brett Ferguson
Corporate Sales Manager.....	Dennis McEwen	Athletic Trainer	Quentin Higgins
Business Manager	Jeffrey Goduti	Assistant Athletic Trainer.....	Jan Burns
Merchandise Manager	Ann Marie Piddisi	Equipment Manager.....	Joe Guilmet
Play-by-Play Broadcaster	Pete Michaud	Assistant Equipment Manager	Matt Brayfield
General Manager.....	Bob Murray	Strength and Conditioning Coach	Mark Cinq-Mars
Assistant General Manager	Bob Ferguson	Home Ice	Norfolk Scope Arena
		Seating Capacity	8,700

TEAM HISTORY

Hockey has a rich history in Hampton Roads, combining a tradition of winning and developing future NHL players while providing top-notch entertainment to millions of fans. This tradition dates back to the 1970s with several minor league teams. However, it was not until 1989 that hockey took permanent root in the area.

The Hampton Roads Admirals began play during the 1989-90 season in the East Coast Hockey League. From 1989-00, the Admirals won three league championships while averaging nearly 7,000 fans per game. In 2000, Norfolk graduated to the American Hockey League and continued the winning tradition of its ECHL predecessor. Admirals squads have advanced to the playoffs in 20 of 23 seasons since 1989-90, including the 2012 Calder Cup — the team's first AHL championship.

The Admirals play at venerable Norfolk Scope Arena — the largest reinforced concrete dome in the world. The arena was designed in part by famed Italian architect Pier Luigi Nervi, and dominates a 17-acre plaza in the center of downtown Norfolk. Scope, which celebrated its 40th anniversary in 2011, is home to the Admirals and also hosts other events such as ice shows, concerts, conventions and the circus. Recent years have seen the City of Norfolk implement several upgrades to Scope — including improved lighting, sound systems, seating and a state-of-the-art, multi-million dollar LED videoboard system. Nearly five million fans have watched hundreds of the best prospects in hockey develop at Norfolk Scope Arena. More than 150 players who have passed through Norfolk have played in the National Hockey League.

On June 21, 2012, the Anaheim Ducks and Admirals announced a multi-year affiliation agreement beginning in 2012-13. As part of the announcement, the Admirals named Trent Yawney as head coach and Marty Wilford as assistant coach. The Admirals went 37-34-5 in 2012-13, including a 19-11-2 record in their last 32 games for the second-most wins and third-most points in the AHL Eastern Conference. Sami Vatanen finished the season named a 2012-13 AHL First-Team All Star and was also named the 2012-13 AHL All-Rookie team. Among AHL leaders, Vatanen ranked tied for fourth in scoring by defensemen and tied for 10th in rookie scoring. Patrick Maroon was named the 2012-13 Norfolk Admirals Player of the Year, ranking tied for 13th among AHL leaders in goals scored (26), tied for seventh in PPG (12) and tied for fourth in OT goals (2).

NORFOLK ADMIRALS



BOB FERGUSON ASSISTANT GENERAL MANAGER

Bob Ferguson enters his second season as Assistant General Manager of the Norfolk Admirals. Ferguson has logged more than 30 years experience in a coaching or management capacity at the minor league and junior levels, including the last five seasons with the Ducks organization. He spent the 2010-11 and 2011-12 seasons as Assistant General Manager of the Syracuse Crunch, Anaheim's previous affiliate in the American Hockey League. In 2009-10, he served as a scout for Anaheim, responsible for amateur and college scouting along with other special assignments in hockey operations. The season prior, Ferguson held the post of Assistant General Manager for the Iowa Chops, Anaheim's 2008-09 AHL affiliate.

Prior to joining the Ducks, Ferguson spent nine years as a head coach in the professional ranks with the Indianapolis Ice of the IHL, as well as the Florida Everblades and Augusta Lynx of the ECHL. In his nine seasons as a professional coach, Ferguson's teams never missed the playoffs.

A native of Kingston, Ontario, Ferguson is a three-time USA Hockey National Champion (Gold Cup), a five-time United States Hockey League (USHL) Coach of the Year, a five-time USHL General Manager of the Year and two-time ECHL Coach of the Year. Before reaching the IHL, Ferguson coached in the USHL for 17 seasons with the Sioux City Musketeers and Des Moines Buccaneers. With 517 career USHL coaching wins, he ranks third all-time in league history. During his USHL tenure, he led Sioux City (2) and Des Moines (3) to multiple Clark Cup championships. Ferguson and his wife, Lisa, have two children: Brett and Kaylee. The family resides in Des Moines, IA.



TRENT YAWNEY HEAD COACH

Trent Yawney is in his second season as Head Coach of the Norfolk Admirals under the Anaheim organization. Yawney led the Admirals to a 37-34-5 record in 2012-13, including a 19-11-2 mark in their last 32 games for the second-most wins and third-most points in the AHL Eastern Conference. Yawney joined the Ducks' 2011-12 AHL affiliate in Syracuse as Associate Head Coach on Jan. 10, 2012 and helped guide the team to a 2012 Calder Cup Playoff appearance. It marked his second AHL coaching assignment after originally guiding Norfolk to the Calder Cup Playoffs in each of the team's first five AHL seasons (2000-05) under the Chicago Blackhawks. Yawney led Norfolk to a 189-144-42-25 record in those first five seasons and back-to-back South Division titles in 2001-02 and 2002-03. He was named "Minor Pro Coach of the Year" by The Hockey News following the 2003-04 campaign.

A native of Hudson Bay, Saskatchewan, Yawney previously served two stints with the Ducks as a professional scout in 2007-08 and 2011-12. He also spent three seasons as an assistant coach with the San Jose Sharks from 2008-11. During his tenure in San Jose, the Sharks captured the President's Trophy in 2009 and made two Western Conference Final appearances in 2010 and 2011. Prior to his first stint with the Ducks, Yawney spent 14 seasons with the Chicago Blackhawks organization, most recently as the club's 35th head coach in franchise history from 2005-06.

Yawney played in 593 career NHL games over 12 seasons with Chicago, Calgary and St. Louis. The defenseman collected 27-102=129 points with 783 PIM and also appeared in 60 postseason contests, helping the Blackhawks to the Western Conference Final in both 1989 and 1990. Yawney also served as captain for Team Canada at the 1988 Olympic Winter Games in Calgary. He was originally drafted by the Blackhawks in the third round (45th overall) of the 1984 NHL Entry Draft.

Trent and his wife, Char, have two children: daughter, Ashley (20) and son, Conar (16).



MARTY WILFORD ASSISTANT COACH

Marty Wilford begins his second season as Assistant Coach with Norfolk, his third in the Anaheim organization. In 2012-13, the Admirals posted a 37-34-5 record, including a 19-11-2 mark in their last 32 games for the second-most wins and third-most points in the AHL Eastern Conference. Wilford made his professional coaching debut in 2011-12, helping guide Anaheim's then-AHL affiliate in Syracuse to a 37-29-10 record and a Calder Cup Playoff appearance.

The Peterborough, Ontario native retired from professional hockey in 2010-11 following four years playing overseas in Germany and Italy. Originally selected by Chicago in the sixth round (149th overall) of the 1995 NHL Entry Draft, Wilford collected 47-228=275 points with 573 PIM as a defenseman in 539 career AHL games from 2000-07. He is Norfolk's all-time leading scorer among defensemen with 32-141=173 points in 318 games from 2000-05.

Wilford began his professional career in the International Hockey League, scoring 3-29=32 points in 186 games between 1997-00. He spent the last four seasons in Europe with Hamburg and Eislering (Germany), and Fassa HC (Italy), notching 19-121=140 points in 146 contests. Wilford and his wife, Shelly, have three children: Emma, Grace and Nash. The family resides in West Des Moines, IA during the summer.



JARROD SKALDE ASSISTANT COACH

Jarrod Skalde begins his first season as Assistant Coach with the Norfolk Admirals in 2013-14. Skalde won the John Brophy Award as ECHL Coach of the Year in 2012-13 with the Cincinnati Cyclones after leading the club to a North Division title with a 42-22-8 record for 92 points — a 13-point improvement over the previous season. A native of Niagara Falls, Ontario, Skalde guided Cincinnati to a 110-79-27 record over three seasons. Prior to coaching the Cyclones, Skalde led the IHL's Bloomington PrairieThunder as head coach during the 2008-09 and 2009-10 seasons.

Selected by the New Jersey Devils in the second round of the 1989 NHL Entry Draft, Skalde scored 13-21=34 points with 62 PIM in 115 career NHL games with New Jersey, Anaheim, Calgary, San Jose, Dallas, Chicago, Atlanta and Philadelphia. The center's 575-game AHL career included stops in Utica, Saint John, Baltimore, Kentucky, Chicago, Philadelphia, Utah, Springfield and San Antonio. Skalde also played professionally in the IHL, Switzerland, Sweden, Japan and Slovenia during a 17-year career that spanned 1,071 games. A five-time team captain and seven-time assistant captain, Skalde won the 1990 Memorial Cup with the OHL's Oshawa Generals and the 2001 Turner Cup with the IHL's Orlando Solar Bears.

Skalde and his wife, Erin, have two children: daughter, True (15), and son, Skate (10).

2012-13 AHL STATISTICS



POS	NO.	PLAYER	GP	G	A	P	+/-	PIM	PP	SH	GW	S	S%
C	26	Riley Holzapfel	28	8	14	22	+4	34	2	0	0	32	25.0
		(total)	57	16	21	37	+11	42	6	0	3	66	24.2
LW	19	Patrick Maroon	64	26	24	50	0	139	12	1	5	183	14.2
D	9	*Sami Vatanen	62	9	36	45	0	44	5	0	3	135	6.7
C	22	Peter Holland	42	19	20	39	-13	68	6	1	5	124	15.3
RW	34	Devante Smith-Pelly	65	14	18	32	-20	65	5	0	4	118	11.9
RW	21	Kyle Palmieri	33	13	12	25	-13	54	7	0	4	113	11.5
D	5	Nate Guenin	66	4	20	24	+6	38	2	0	0	124	3.2
C	18	*Chris Wagner	70	8	13	21	+5	65	0	1	3	126	6.3
LW	13	Josh Brittain	43	11	8	19	-1	69	3	0	3	78	14.1
LW	39	Harry Zolnierczyk	9	2	0	2	-6	14	0	0	1	12	16.7
		(total)	61	11	8	19	-19	68	1	1	1	117	9.4
LW	17	Luca Caputi	35	3	15	18	-5	23	2	0	0	83	3.6
RW	26	*Emerson Etem	45	13	3	16	-1	12	3	1	2	129	10.1
RW	23	Dan Sexton	27	5	11	16	-1	6	2	0	0	72	6.9
LW	61	John Mitchell	61	10	4	14	-10	48	0	0	1	78	12.8
C	7	Kyle Wilson	16	3	6	9	-1	2	0	0	1	43	7.0
		(total)	38	8	6	14	-6	8	0	0	2	85	9.4
LW	15	Brandon McMillan	41	8	5	13	-2	42	2	0	0	89	9.0
LW	20	Troy Bodie	47	4	8	12	+2	111	1	1	1	66	6.1
D	6	Jordan Hendry	62	2	9	11	-9	63	0	0	1	101	2.0
D	4	*Hampus Lindholm	44	1	10	11	+5	16	0	0	0	66	1.5
C	16	Rod Pelley	60	3	7	10	-16	34	1	0	0	98	3.1
D	2	Mat Clark	71	1	9	10	-13	79	0	0	1	55	1.8
D	10	*Gabe Guentzel	40	0	10	10	-17	22	0	0	0	59	0.0
LW	38	Jay Rosehill	33	4	4	8	-1	90	0	0	1	16	25.0
LW	32	Pierre-Luc Letourneau-Leblond	33	3	5	8	+7	98	0	0	1	29	10.3
LW	12	John Kurtz	59	3	5	8	0	103	0	0	0	67	4.5
C	11	*Charlie Sarault	11	0	6	6	-2	0	0	0	0	14	0.0
RW	11	Ryan Lasch	19	2	3	5	-1	6	1	0	0	39	5.1
D	3	Ryan Parent	56	0	5	5	-12	52	0	0	0	27	0.0
C	23	*Steven Whitney	8	3	1	4	-2	2	1	0	1	19	15.8
C	39	Corey Elkins	24	3	1	4	-7	4	0	0	1	35	8.6
C	29	Brayden Irwin	20	1	3	4	+5	20	0	0	1	24	4.2
D	25	Matt Smaby	26	0	4	4	-4	16	0	0	0	13	0.0
D	28	Nick Schaus	18	1	2	3	-3	17	0	0	0	26	3.8
LW	8	*Kyle Bonis	6	1	1	2	0	0	0	0	0	9	11.1
LW	14	*Max Friberg	6	1	0	1	-5	0	0	0	0	5	20.0
D	33	Kent Huskins	2	0	1	1	1	2	0	0	0	2	0.0
D	36	*Kevin Gagne	5	0	1	1	-3	0	0	0	0	6	0.0
LW	29	Andrew Rowe	5	0	1	1	+1	4	0	0	0	8	0.0
C	8	Eric Lampe	6	0	1	1	-2	6	0	0	0	11	0.0
F	33	Brandon Marino	1	0	0	0	0	0	0	0	0	0	0.0
D	36	Kyle Bushee	2	0	0	0	0	0	0	0	0	2	0.0
LW	14	Garnett Klotz	2	0	0	0	0	2	0	0	0	2	0.0
RW	2	Marc-Olivier Vallerand	2	0	0	0	-3	0	0	0	0	4	0.0
RW	23	Jean-Michel Rizk	5	0	0	0	0	0	0	0	0	3	0.0
D	39	*Sacha Guimond	4	0	0	0	+1	0	0	0	0	3	0.0
		(total)	6	0	0	0	-1	2	0	0	0	5	0.0
RW	27	Matt Kennedy	9	0	0	0	-3	17	0	0	0	5	0.0
TOTALS			76	188	298	479	-143	1483	53	5	30	2328	

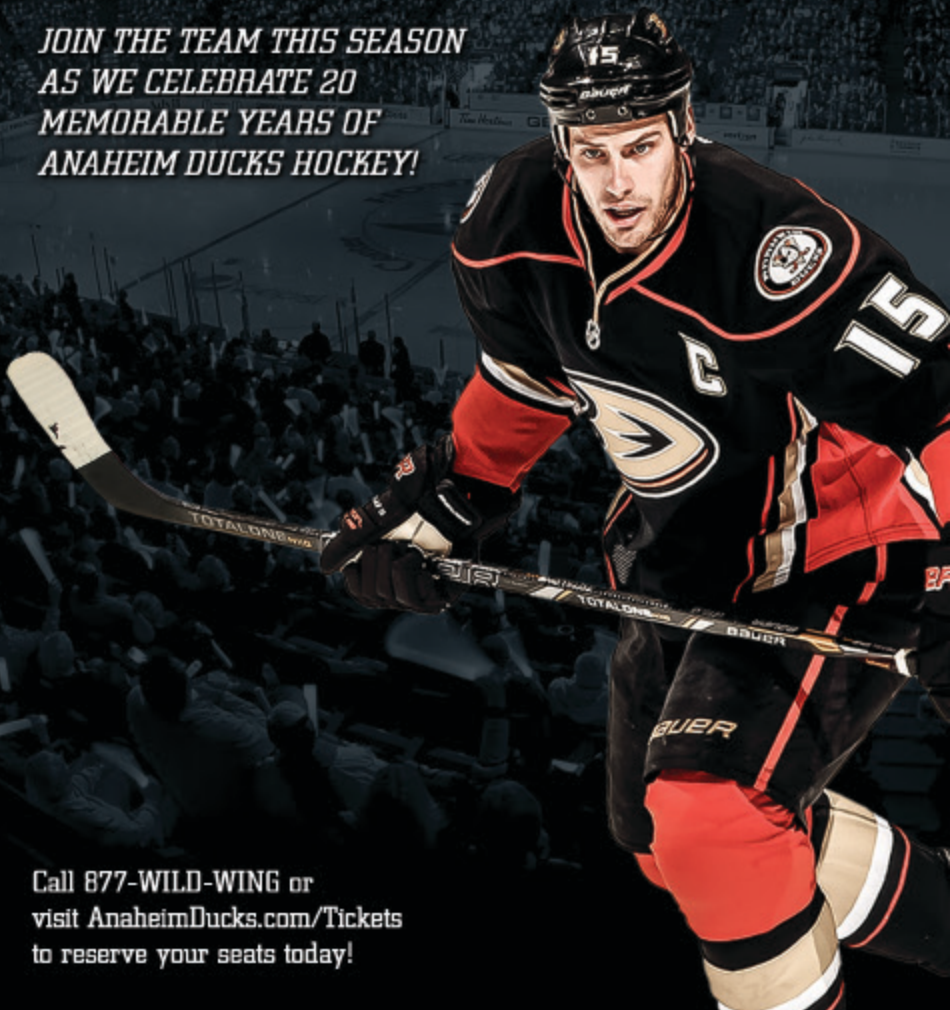
NO.	GOALTENDER	GPI	MINS	GAA	W	L	OT	EN	SO	GA	SA	SV%	G	A	PIM
40	Viktor Fasth	3	183	1.96	1	2	0	1	0	6	70	.914	0	1	0
30	*Frederik Andersen	47	2685	2.19	24	18	1	4	4	98	1387	.929	0	5	4
35	*Igor Bobkov	28	1570	3.13	11	17	0	5	2	82	849	.903	0	0	6
43	Jeff Deslauriers	2	120	3.51	1	1	0	0	0	7	63	.889	0	0	0
43	*John Gibson	1	40	4.50	0	0	0	0	0	3	21	.857	0	0	0
TOTALS		76	4620	2.68	37	38	1	10	6	206	2400	.914			

*ROOKIE



TICKETS ON SALE NOW!

*JOIN THE TEAM THIS SEASON
AS WE CELEBRATE 20
MEMORABLE YEARS OF
ANAHEIM DUCKS HOCKEY!*



Call 877-WILD-WING or
visit AnaheimDucks.com/Tickets
to reserve your seats today!



HISTORY

2012-13 ANAHEIM DUCKS



Front Row (L-R) Jonas Hiller, Executive Vice President /COO Tim Ryan, Senior Vice President of Hockey Operations David McNab, Executive Vice President/General Manager Bob Murray, Owner Henry Samueli, Teemu Selanne, Ryan Getzlaf, Saku Koivu, Owner Susan Samueli, CEO Michael Schulman, Director of Player Personnel Rick Paterson, Head Coach Bruce Boudreau, Viktor Fasth **Second Row (L-R)** Vice President - THE RINKS Art Trottier, Vice President of Human Resources Jay Scott, Vice President/COO Anaheim Arena Management Kevin Starkey, Video Coordinator Joe Piscotty, Assistant Coach Scott Niedermayer, Andrew Cogliano, Cam Fowler, Francois Beauchemin, Bobby Ryan, Daniel Winnik, Assistant Coach Bob Woods, Assistant Coach Brad Lauer, Vice President/CMO Aaron Teets, Vice President of Finance/CMO Doug Heller, AAM Vice President of Finance Angela Wergechik **Third Row (L-R)** Assistant Equipment Manager Chris Aldrich, Equipment Manager Doug Shearer, Goaltending Consultant Pete Peeters, Kyle Palmieri, Matt Beleskey, Sheldon Souray, Corey Perry, Toni Lydman, Emerson Etem, Matthew Lombardi, Strength & Conditioning Coach Sean Skahan, Head Athletic Trainer Tim Clark, Assistant Athletic Trainer Mike Hannegan **Back Row (L-R)** Equipment Assistant Chris Kincaid, Brad Staubitz, Radek Dvorak, Luca Sbisa, David Steckel, Bryan Allen, Ben Lovejoy, Peter Holland, Nick Bonino, Massage Therapist James Parfida

POSTSEASON NOTES IN PLAYOFF SECTION

A RECORD-BREAKING SEASON

The Anaheim Ducks won their second Pacific Division title with a 30-12-6 record for 66 points, marking their best winning percentage in club history (.688 over 2007's .671)...the 2012-13 Ducks also had the best points percentage in club history on the road with a 14-5-5 (.688) mark, also ahead of the 2007 team (.598)...the Ducks finished second in the Western Conference and third overall in the NHL, behind only Chicago and Pittsburgh...the club's third-place finish in the overall league standings was the highest in club history.

COMEBACKS

The Ducks rallied from deficits 15 times to win a game, including a 12-10-2 record when opponents scored first...the Ducks, Pittsburgh (11-6-0) and Chicago (10-5-4) were the first NHL teams since 2009-10 to have a record over .500 in such situations...the last team prior to 2012-13 was Bruce Boudreau's Washington Capitals (16-8-6 in 2009-10)...the Ducks lost only two games in regulation when scoring the first goal (18-2-4).

TEAM EFFORT

The Ducks ranked in the top 10 in goals-per game (eighth with 2.79) and goals-against per game (tied for ninth with 2.40)...the team's 2.40 goals-against average ranked as third-best in club history... Anaheim's 5-on-5 goals for/against ratio (1.28)

ranked tied for fourth in the NHL...the club co-led the Western Conference (with Vancouver) and was tied for fourth in the NHL (along with NY Rangers) with six players scoring 10 goals-or-more (Getzlaf, Perry, Cogliano, Selanne, Ryan, Palmieri)...the Ducks were also tied for third in the NHL (Pittsburgh and St. Louis had 13 players) with 12 players scoring five goals-or-more (Beauchemin, Perry, Getzlaf, Winnik, Selanne, Koivu, Ryan, Bonino, Palmieri, Cogliano, Beleskey, Souray).

HOME SWEET HOME

Anaheim won 13 consecutive games at Honda Center from Jan. 26-Mar. 20, the longest home streak in franchise history...the consecutive wins matched the NHL's second-longest home win streak since 2009-10 (also Washington at 13 games in 2010-11 under Bruce Boudreau...Detroit had an NHL-record 23-game streak in 2011-12)...**Ryan Getzlaf's** 9-21=30 points earned at home ranked tied for third in the NHL.

ROAD WARRIORS

Anaheim completed its 2012-13 road schedule with a 14-5-5 record (33 points), the club's best road win percentage in club history (.688)...the Ducks had three players in the top 10 in plus/minus on the road, including **Andrew Cogliano** (+16, tied for third), **Sheldon Souray** (+13, tied for seventh) and **Daniel Winnik** (+12, tied for ninth)...

Anaheim ranked third in the NHL in points earned on the road (Chicago, 38 and Pittsburgh, 36).

HERE TO STAY

On Mar. 8 and Mar. 18, **Ryan Getzlaf** and **Corey Perry** signed respective eight-year contract extensions through the 2020-21 season...Getzlaf led Anaheim in points, goals and assists (15-34=49), while ranking tied for 10th among NHL leaders in scoring and tied for eighth in assists...Getzlaf had a career-high 12-game scoring streak at Honda Center from Feb. 1-Mar. 20, scoring 7-15=22 points (+12)...Perry ranked second among team leaders with 36 points, led in PPG (5) and co-led in goals (15) and GWG (5)...his five GWG ranked tied for sixth in the NHL.

IMPRESSIVE DEBUT

Viktor Fasth went 15-5-2 in 24 games, ranking tied for 12th in the NHL in GAA (2.18), 13th in SV% (.921), and tied for sixth in shutouts (4)...he became the third NHL goaltender all-time to win his first eight-or-more career decisions, joining Ray Emery of Ottawa (NHL record 9-0-0 from 2003-05, 12 games) and Bob Froese of Philadelphia (8-0-0 in 1983)...Fasth was the first goalie to start a season 8-0-0 since Tim Thomas of Boston in 2010...the eight-game winning streak was the longest in the NHL since a nine-game streak by Marc-Andre Fleury of Pittsburgh from Feb. 21-Mar. 17, 2012...in team history, Fasth became the first goaltender to win his

first eight decisions as a Duck (previous mark held by Ray Emery in 2010-11, six consecutive wins)...he also was the first goaltender to win his first four NHL appearances since Nolan Schaefer (with San Jose) won his first five games from Oct. 26-Nov. 4, 2005.

NUMBER 8

Teemu Selanne recorded two four-point games in 2012-13, just the third and fourth time an NHL player 42 years or older accomplished the feat...Selanne scored 1-3=4 points on Feb. 9 at St. Louis (at 42 years, 326 days) and 2-2=4 points on Jan. 19 at Vancouver, joining Gordie Howe (42 years, 326 days) with 1-3=4 points for Detroit on Feb. 20, 1971 vs. Buffalo, and Tim Horton (42 years, 3 days) with 0-4=4 points for Pittsburgh on Jan. 15, 1972 vs. Philadelphia...Selanne finished 2012-13 with 675-755=1,430 points, 251 PPG and 107 GWG in 1,387 career NHL games (WPG, ANA, SJ & COL)...appearing in his 900th game as a Duck on Apr. 21 at Edmonton, Selanne ranked 11th in all-time goals, tied for 40th in all-time assists, 15th in points, third in PPG and sixth in all-time GWG at the conclusion of the regular season...on Mar. 25 vs. San Jose, Selanne played his 1,373rd game to surpass Teppo Numminen for the most games played by a Finnish-born player in NHL history...he opened the 2012-13 season at 42 years, 6 months and 16 days as the oldest active player in the NHL and the oldest to ever compete in a Ducks uniform.



2012-13 GAME-BY-GAME

#	Date	Team	W-L-OT	Record	GF-GA	Scorers	W Goal	PP	PK	SF-SA	W-L Gldr.	Attend.
1	01/19/2013	@ VANCOUVER	W	01-00-00	7-3	34,44P,34,10P,51,8P,8	10	3-3	2-4	26-29	1 / 35	18910+
2	01/21/2013	@ CALGARY	W	02-00-00	5-4	15,11,34,34,15	15	0-2	1-3	24-25	1 / 34	19289+
3	01/25/2013	VANCOUVER	L	02-01-00	0-5		22	0-2	6-9	30-34	35 / 1	17529+
4	01/26/2013	NASHVILLE	W**	03-01-00	3-2	9,34	10	0-4	3-3	22-21	30 / 35	17174+
5	01/29/2013	@ SAN JOSE	O**	03-01-01	2-3	23,39	26	0-4	2-2	30-18	31 / 1	17562+
6	02/01/2013	MINNESOTA	W	04-01-01	3-1	51,51,9P	51	1-2	1-1	31-27	30 / 32	13007
7	02/02/2013	LOS ANGELES	W	05-01-01	7-4	13,13,15,44P,51P,13P,8	51	3-4	2-4	25-34	1 / 45	17436+
8	02/04/2013	SAN JOSE	W	06-01-01	2-1	11,44	44	0-6	6-6	32-26	30 / 1	14324
9	02/06/2013	@ COLORADO	W	07-01-01	3-0	44,11P,23	44	1-3	1-1	20-31	30 / 1	13776
10	02/08/2013	@ DALLAS	L	07-02-01	1-3	13	14	0-3	3-5	21-28	32 / 1	18112
11	02/09/2013	@ ST. LOUIS	W**	08-02-01	6-5	9,8,7,9,11	13	0-1	0-2	23-31	30 / 1	18835
12	02/12/2013	@ CHICAGO	W**	09-02-01	3-2	15P,7	10	1-5	5-6	31-30	30 / 50	21188+
13	02/15/2013	@ DETROIT	W	10-02-01	5-2	39,10,7,9,7	7	0-3	3-4	37-28	30 / 35	20066+
14	02/16/2013	@ NASHVILLE	W**	11-02-01	3-2	39,62	10	0-2	5-5	22-34	30 / 35	17322+
15	02/18/2013	COLUMBUS	W	12-02-01	3-2	74P,15,10P	10	2-3	3-3	29-27	1 / 72	14713
16	02/24/2013	COLORADO	W*	13-02-01	4-3	10,8P,15P,10P	10	3-5	4-5	39-23	1 / 35	17174+
17	02/25/2013	@ LOS ANGELES	L	13-03-01	2-5	7,11P	26	1-3	1-2	26-25	32 / 30	18118+
18	02/27/2013	NASHVILLE	W	14-03-01	5-1	13,51,51,51P,11P	51	2-3	2-2	28-21	30 / 35	13630
19	03/01/2013	MINNESOTA	W	15-03-01	3-2	15,8,39	39	0-1	3-3	29-33	1 / 35	15264
20	03/02/2013	@ PHOENIX	O**	15-03-02	4-5	7,7,7,11P	15	1-3	0-0	35-37	41 / 30	15227
21	03/04/2013	@ PHOENIX	O**	15-03-03	4-5	39,155,10P,9	23	1-2	3-4	31-40	41 / 1	11024
22	03/06/2013	PHOENIX	W	16-03-03	2-0	10,15	10	0-1	3-3	24-18	1 / 1	13456
23	03/08/2013	CALGARY	W	17-03-03	4-0	34,9,44,15	34	0-0	2-2	24-29	30 / 34	15839
24	03/10/2013	ST. LOUIS	W	18-03-03	4-2	75,9,10P,10	10	1-7	2-3	22-31	1 / 41	17174+
25	03/12/2013	@ MINNESOTA	W	19-03-03	2-1	62,5	5	0-3	4-5	21-31	1 / 32	18808+
26	03/14/2013	@ DALLAS	W**	20-03-03	2-1	7	9	0-3	5-5	30-34	1 / 32	15775
27	03/16/2013	@ ST. LOUIS	O*	20-03-04	1-2	11	25	0-2	2-3	28-21	34 / 1	19593+
28	03/18/2013	SAN JOSE	W	21-03-04	5-3	23,74,65,155,23	15	0-1	3-3	28-35	30 / 31	14441
29	03/20/2013	CHICAGO	W	22-03-04	4-2	74,9,8,44	8	0-1	1-2	26-24	1 / 50	17610+
30	03/22/2013	DETROIT	L	22-04-04	1-5	8	13	0-3	1-2	34-23	35 / 30	17174+
31	03/24/2013	DETROIT	L	22-05-04	1-2	15P	20	1-3	4-5	34-21	35 / 1	17427+
32	03/25/2013	SAN JOSE	L	22-06-04	3-5	65,23,10	15	0-2	5-5	27-39	31 / 30	16083
33	03/27/2013	@ SAN JOSE	L	22-07-04	0-4		8	0-2	2-3	22-29	31 / 1	17562+
34	03/29/2013	@ CHICAGO	W	23-07-04	2-1	10,44	44	0-1	3-4	24-26	1 / 30	22105+
35	03/31/2013	@ COLUMBUS	O*	23-07-05	1-2	65	55	0-2	1-1	30-18	72 / 1	13185
36	04/01/2013	@ DALLAS	W	24-07-05	4-0	9P,10,39,8	9	1-2	4-4	30-26	30 / 32	13748
37	04/03/2013	DALLAS	W	25-07-05	5-2	18,8P,51,15,7	51	1-1	0-0	27-25	30 / 32	15165
38	04/05/2013	DALLAS	L	25-08-05	1-3	7	24	0-4	6-6	28-25	32 / 30	16884
39	04/07/2013	LOS ANGELES	W**	26-08-05	4-3	51,10,39P	11	1-4	1-2	22-38	30 / 45	17494+
40	04/08/2013	EDMONTON	W	27-08-05	2-1	18,18	18	0-5	3-3	38-28	1 / 40	15148
41	04/10/2013	COLORADO	L	27-09-05	1-4	8	92	0-3	1-2	22-28	35 / 1	14646
42	04/13/2013	@ LOS ANGELES	L	27-10-05	1-2	15S	10	0-1	5-6	20-18	32 / 30	18473+
43	04/17/2013	COLUMBUS	O*	27-10-06	2-3	45P,20	51	1-3	3-3	28-28	72 / 30	15074
44	04/19/2013	@ CALGARY	L	27-11-06	1-3	10	16	0-2	3-3	33-31	34 / 1	19289+
45	04/21/2013	@ EDMONTON	W	28-11-06	3-1	4P,51,10	51	1-5	4-4	30-28	1 / 40	16839+
46	04/22/2013	@ EDMONTON	W	29-11-06	3-0	15P,18,45	15	1-3	3-3	28-24	30 / 35	16839+
47	04/25/2013	@ VANCOUVER	W	30-11-06	3-1	39P,25,75	25	1-3	3-4	30-29	1 / 1	18910+
48	04/27/2013	PHOENIX	L	30-12-06	3-5	8,23P,9	17	1-4	2-2	46-31	1 / 30	17442+

(* = OVERTIME, ** = SHOOTOUT, + = SELLOUT)

2012-13 FINAL STATS



POS	NO.	Player	GP	TOI	G	A	P	+/-	PIM	PP	SH	GW	S	S%
C	15	Ryan Getzlaf	44	20:11	15	34	49	+14	41	4	3	3	99	15.2
R	10	Corey Perry	44	19:04	15	21	36	+10	72	5	0	5	128	11.7
L	9	Bobby Ryan	46	16:35	11	19	30	+3	17	2	0	1	101	10.9
C	11	Saku Koivu	47	17:36	8	19	27	+4	18	4	0	0	55	14.5
R	8	Teemu Selanne	46	15:41	12	12	24	-10	28	3	0	1	96	12.5
D	23	Francois Beauchemin	48	23:27	6	18	24	+19	22	1	0	0	74	8.1
C	7	Andrew Coglian	48	15:22	13	10	23	+14	6	0	2	1	79	16.5
R	51	Kyle Palmieri	42	12:19	10	11	21	+2	9	2	0	5	92	10.9
C	34	Daniel Winnik	48	16:49	6	13	19	+13	16	0	0	1	95	6.3
D	44	Sheldon Souray	44	20:55	7	10	17	+19	52	2	0	3	80	8.8
L	39	Matt Beleskey	42	12:00	8	5	13	+2	56	2	0	1	61	13.1
C	13	Nick Bonino	27	15:53	5	8	13	-3	8	1	0	0	37	13.5
D	4	Cam Fowler	37	20:26	1	10	11	-4	4	1	0	0	50	2.0
R	65	*Emerson Etem	38	11:27	3	7	10	+7	9	0	0	0	48	6.3
D	6	^Ben Lovejoy	32	18:13	0	10	10	+6	29	0	0	0	51	0.0
D	5	Luca Sbisa	41	19:50	1	7	8	0	23	0	0	1	39	2.6
D	55	Bryan Allen	41	18:44	0	6	6	+1	34	0	0	0	25	0.0
D	32	Toni Lydman	35	19:23	0	6	6	-1	12	0	0	0	28	0.0
C	20	^David Steckel	21	10:37	1	5	6	+2	0	0	0	0	19	5.3
C	74	*Peter Holland	21	11:35	3	2	5	+4	4	1	0	0	26	11.5
R	18	Radek Dvorak	9	13:08	4	0	4	+2	2	0	0	1	17	23.5
L	62	*Patrick Maroon	13	9:47	2	1	3	-1	10	0	0	0	21	9.5
D	45	*Sami Vatanen	8	15:49	2	0	2	+3	0	1	0	0	6	33.3
R	25	Brad Staubitz	15	6:12	1	1	2	0	41	0	0	1	5	20.0
C	64	Brandon McMillan	6	8:44	0	1	1	-1	2	0	0	0	2	0.0
C	19	^Matthew Lombardi	7	13:25	0	0	0	-2	4	0	0	0	5	0.0
R	77	Devante Smith-Pelly	7	8:59	0	0	0	-4	0	0	0	0	5	0.0
R	67	*Rickard Rakell	4	8:57	0	0	0	-2	0	0	0	0	3	0.0
D	40	Jordan Hendry	2	17:34	0	0	0	0	0	0	0	0	0	0.0

NO.	PLAYER	GP	MIN	GAA	W	L	OT	SO	GA	SA	SV%	G	A	PIM
1	Jonas Hiller	26	1498	2.36	15	6	4	1	59	675	.913	0	1	231
	Viktor Fasth	25	1428	2.18	15	6	2	4	52	661	.921	0	0	0
ANA GOALTENDING TOTALS		48	2936	2.35	30	12	6	5	115	1340	.914	0	1	2

* Rookie

^ Acquired Midseason

NHL PLAYERS ACQUIRED MIDSEASON

POS	NO.	Player	TEAM	GP	TOI	G	A	P	+/-	PIM	PP	SH	GW	S	S%
D	6	Ben Lovejoy	PIT	3	13:36	0	0	0	-2	0	0	0	0	7	0.0
			ANA	32	18:13	0	10	10	+6	29	0	0	0	51	0.0
			TOTAL	33	17:42	0	10	10	+4	29	0	0	0	58	0.0
C	19	Matthew Lombardi	PHX	21	14:08	4	4	8	0	4	1	0	1	39	10.3
			ANA	7	13:25	0	0	0	-2	4	0	0	0	5	0.0
			TOTAL	28	13:57	4	4	8	-2	8	1	0	1	44	9.1
C	20	David Steckel	TOR	13	7:04	0	1	1	-2	0	0	0	0	4	0.0
			ANA	21	10:37	1	5	6	+2	0	0	0	0	19	5.3
			TOTAL	34	9:15	1	6	7	0	4	0	0	0	23	4.3

2012-13 PLAYER GAME-BY-GAME

ALLEN

Jan. 19	@ VAN	0-0	0/0	21:09
Jan. 21	@ CGY	0-0	1/0	19:37
Jan. 25	vs. VAN	0-0	0/-1	20:59
Jan. 26	vs. NSH	0-0	1/1	18:56
Jan. 29	@ SJ	0-0	0/0	18:55
Feb. 1	vs. MIN	0-0	0/0	21:38
Feb. 2	vs. LA	0-1	1/1	16:19
Feb. 4	vs. SJ	0-0	1/-1	16:32
Feb. 6	@ COL	0-0	0/0	18:54
Feb. 8	@ DAL	0-0	1/0	15:24
Feb. 9	@ STL	0-0	1/-1	16:27
Feb. 12	@ CHI	0-0	1/0	18:12
Feb. 15	@ DET	0-0	4/1	19:49
Feb. 16	@ NSH	0-1	0/1	21:06
Feb. 18	vs. CBJ	0-0	2/-1	15:49
Feb. 24	vs. COL	0-0	1/0	17:22
Feb. 25	@ LA	0-0	1/-1	18:44
Feb. 27	vs. NSH	0-0	1/1	17:44
Mar. 1	vs. MIN	0-0	0/2	18:01
Mar. 2	@ PHX	INJ		
Mar. 4	@ PHX	INJ		
Mar. 6	vs. PHX	INJ		
Mar. 8	vs. CGY	INJ		
Mar. 10	vs. STL	INJ		
Mar. 12	@ MIN	0-0	0/1	17:56
Mar. 14	@ DAL	0-0	0/0	22:25
Mar. 16	@ STL	0-1	2/0	19:59
Mar. 18	vs. SJ	0-1	0/0	18:47
Mar. 20	vs. CHI	0-0	0/1	20:09
Mar. 22	vs. DET	0-0	0/-3	18:19
Mar. 24	vs. DET	DND		
Mar. 25	vs. SJ	0-0	0/-3	16:05
Mar. 27	@ SJ	0-0	0/-1	17:29
Mar. 29	@ CHI	0-0	0/0	18:14
Mar. 31	@ CBJ	0-1	2/1	19:59
Apr. 1	@ DAL	0-0	2/0	19:52
Apr. 3	vs. DAL	0-0	0/-2	20:01
Apr. 5	vs. DAL	0-1	0/1	18:22
Apr. 7	vs. LA	0-0	0/1	18:46
Apr. 8	vs. EDM	0-0	0/1	19:36
Apr. 10	vs. COL	0-0	0/0	23:32
Apr. 13	@ LA	0-0	0/1	20:53
Apr. 17	vs. CBJ	0-0	0/0	16:30
Apr. 19	@ CGY	0-0	1/0	16:18
Apr. 21	@ EDM	0-0	10	15:17
Apr. 22	@ EDM	0-0	0/2	19:50
Apr. 25	@ VAN	DND		
Apr. 27	vs. PHX	0-0	1/-1	18:21

BEAUCHEMIN

Jan. 19	@ VAN	0-0	2/2	22:24
Jan. 21	@ CGY	0-0	0/1	21:35
Jan. 25	vs. VAN	0-0	1/-1	22:12
Jan. 26	vs. NSH	0-0	0/-1	21:45
Jan. 29	@ SJ	1-0	1/1	22:12
Feb. 1	vs. MIN	0-0	6/0	24:15
Feb. 2	vs. LA	0-0	0/1	26:32
Feb. 4	vs. SJ	0-1	1/1	23:16
Feb. 6	@ COL	1-0	2/2	24:02
Feb. 8	@ DAL	0-0	0/0	23:55
Feb. 9	@ STL	0-2	1/3	26:11
Feb. 12	@ CHI	0-1	3/1	27:23
Feb. 15	@ DET	0-0	0/3	22:20
Feb. 16	@ NSH	0-1	1/1	25:05
Feb. 18	vs. CBJ	0-0	2/0	24:17
Feb. 24	vs. COL	0-4	3/1	25:58
Feb. 25	@ LA	0-1	3/2	25:12
Feb. 27	vs. NSH	0-1	2/0	19:13
Mar. 1	vs. MIN	0-0	1/-1	20:43
Mar. 2	@ PHX	0-0	3/0	25:58
Mar. 4	@ PHX	0-0	1/0	24:33
Mar. 6	vs. PHX	0-0	3/1	24:26
Mar. 8	vs. CGY	0-0	0/2	18:05
Mar. 10	vs. STL	0-3	0/2	24:27
Mar. 12	@ MIN	0-0	1/0	24:26
Mar. 14	@ DAL	0-0	5/0	24:56
Mar. 16	@ STL	0-0	0/0	23:09
Mar. 18	vs. SJ	2-0	3/2	20:09
Mar. 20	vs. CHI	0-0	2/2	22:09
Mar. 22	vs. DET	0-0	0/-1	19:25
Mar. 24	vs. DET	0-0	1/0	23:04
Mar. 25	vs. SJ	1-0	2/1	24:26
Mar. 27	@ SJ	0-0	1/-1	22:50
Mar. 29	@ CHI	0-2	3/2	24:12
Mar. 31	@ CBJ	0-0	1/-1	22:27
Apr. 1	@ DAL	0-0	1/1	24:32
Apr. 3	vs. DAL	0-0	0/1	20:45
Apr. 5	vs. DAL	0-0	4/0	24:58
Apr. 7	vs. LA	0-0	0/0	25:42
Apr. 8	vs. EDM	0-0	1/1	25:25
Apr. 10	vs. COL	0-1	3/-1	24:56
Apr. 13	@ LA	0-0	2/0	24:04
Apr. 17	vs. CBJ	0-0	2/-1	23:45
Apr. 19	@ CGY	0-0	1/-2	25:38
Apr. 21	@ EDM	0-0	0/0	23:39
Apr. 22	@ EDM	0-1	1/0	22:35
Apr. 25	@ VAN	0-0	1/0	23:08
Apr. 27	vs. PHX	1-0	3/-1	19:40

BELESKEY

Jan. 19	@ VAN	0-0	1/0	10:52
Jan. 21	@ CGY	0-0	0/-1	9:07
Jan. 25	vs. VAN	0-0	0/0	8:00
Jan. 26	vs. NSH	0-0	0/-1	8:56
Jan. 29	@ SJ	1-0	2/-1	16:15
Feb. 1	vs. MIN	0-0	2/0	17:37
Feb. 2	vs. LA	0-0	1/1	15:43
Feb. 4	vs. SJ	0-0	2/0	7:48
Feb. 6	@ COL	0-0	0/0	11:13
Feb. 8	@ DAL	0-0	0/1	8:00
Feb. 9	@ STL	0-0	1/0	16:58
Feb. 12	@ CHI	0-0	0/0	6:40
Feb. 15	@ DET	1-1	3/2	14:15
Feb. 16	@ NSH	1-0	3/1	14:01
Feb. 18	vs. CBJ	0-1	2/1	14:22
Feb. 24	vs. COL	0-0	2/1	12:27
Feb. 25	@ LA	0-0	1/-1	11:31
Feb. 27	vs. NSH	0-0	2/-1	12:39
Mar. 1	vs. MIN	1-0w	2/2	9:13
Mar. 2	@ PHX	0-0	2/-1	14:56
Mar. 4	@ PHX	1-0	3/0	12:37
Mar. 6	vs. PHX	0-0	2/0	14:07
Mar. 8	vs. CGY	0-0	2/0	17:50
Mar. 10	vs. STL	0-0	0/0	13:28
Mar. 12	@ MIN	0-0	1/0	11:35
Mar. 14	@ DAL	0-0	0/-1	14:06
Mar. 16	@ STL	0-0	2/0	14:31
Mar. 18	vs. SJ	0-0	0/0	10:08
Mar. 20	vs. CHI	0-0	0/0	10:29
Mar. 22	vs. DET	0-0	4/0	13:29
Mar. 24	vs. DET	0-0	1/0	7:49
Mar. 25	vs. SJ	INJ		
Mar. 27	@ SJ	INJ		
Mar. 29	@ CHI	INJ		
Mar. 31	@ CBJ	INJ		
Apr. 1	@ DAL	1-0	2/1	9:56
Apr. 3	vs. DAL	0-1	2/0	8:48
Apr. 5	vs. DAL	0-0	1/1	8:57
Apr. 7	vs. LA	1-1	2/0	13:31
Apr. 8	vs. EDM	0-0	2/0	10:38
Apr. 10	vs. COL	0-0	0/0	15:19
Apr. 13	@ LA	0-0	2/0	11:04
Apr. 17	vs. CBJ	0-0	1/-1	10:00
Apr. 19	@ CGY	0-0	2/-2	10:01
Apr. 21	@ EDM	DND		
Apr. 22	@ EDM	0-1	3/1	11:25
Apr. 25	@ VAN	1-0	3/0	14:20
Apr. 27	vs. PHX	DND		

2012-13 PLAYER GAME-BY-GAME

BONINO

Jan. 19	@ VAN	0-1	1/1	14:32
Jan. 21	@ CGY	0-0	0/0	14:59
Jan. 25	vs. VAN	0-0	3/-1	14:06
Jan. 26	vs. NSH	0-0	2/-1	14:36
Jan. 29	@ SJ	0-0	2/0	18:09
Feb. 1	vs. MIN	0-0	1/0	9:97
Feb. 2	vs. LA	3-1	4/1	10:22
Feb. 4	vs. SJ	0-0	1/-1	13:01
Feb. 6	@ COL	0-0	1/0	12:34
Feb. 8	@ DAL	1-0	1/0	13:22
Feb. 9	@ STL	0-1	0/0	16:31
Feb. 12	@ CHI	0-1	0/0	15:06
Feb. 15	@ DET	0-0	1/-1	13:45
Feb. 16	@ NSH	0-0	0/2	17:31
Feb. 18	vs. CBJ	0-0	0/-1	17:41
Feb. 24	vs. COL	0-0	2/0	17:10
Feb. 25	@ LA	0-0	1/-1	17:45
Feb. 27	vs. NSH	1-0	2/1	19:10
Mar. 1	vs. MIN	0-0	1/-1	14:58
Mar. 2	@ PHX	0-0	2/0	20:54
Mar. 4	@ PHX	0-1	0/1	18:13
Mar. 6	vs. PHX	0-0	0/0	16:38
Mar. 8	vs. CGY	0-0	2/0	17:04
Mar. 10	vs. STL	DNP		
Mar. 12	@ MIN	INJ		
Mar. 14	@ DAL	INJ		
Mar. 16	@ STL	INJ		
Mar. 18	vs. SJ	INJ		
Mar. 20	vs. CHI	INJ		
Mar. 22	vs. DET	INJ		
Mar. 24	vs. DET	INJ		
Mar. 25	vs. SJ	INJ		
Mar. 27	@ SJ	INJ		
Mar. 29	@ CHI	INJ		
Mar. 31	@ CBJ	INJ		
Apr. 1	@ DAL	INJ		
Apr. 3	vs. DAL	INJ		
Apr. 5	vs. DAL	INJ		
Apr. 7	vs. LA	INJ		
Apr. 8	vs. EDM	INJ		
Apr. 10	vs. COL	INJ		
Apr. 13	@ LA	INJ		
Apr. 17	vs. CBJ	INJ		
Apr. 19	@ CGY	INJ		
Apr. 21	@ EDM	0-2	1/1	16:25
Apr. 22	@ EDM	0-0	3/0	19:26
Apr. 25	@ VAN	0-0	0/0	17:00
Apr. 27	vs. PHX	0-1	6/1	18:21

COGLIANO

Jan. 19	@ VAN	0-2	1/2	16:23
Jan. 21	@ CGY	0-2	1/3	14:35
Jan. 25	vs. VAN	0-0	1/-1	11:53
Jan. 26	vs. NSH	0-0	1/-1	12:23
Jan. 29	@ SJ	0-0	2/0	15:04
Feb. 1	vs. MIN	0-0	0/0	16:34
Feb. 2	vs. LA	0-0	0/0	15:02
Feb. 4	vs. SJ	0-0	2/0	11:54
Feb. 6	@ COL	0-0	2/1	16:29
Feb. 8	@ DAL	0-0	1/0	15:42
Feb. 9	@ STL	1-0	4/0	16:49
Feb. 12	@ CHI	1-0	1/1	13:42
Feb. 15	@ DET	2-0w	2/2	14:54
Feb. 16	@ NSH	0-0	0/0	14:39
Feb. 18	vs. CBJ	0-0	0/0	13:08
Feb. 24	vs. COL	0-0	1/-1	15:50
Feb. 25	@ LA	1-0	2/0	15:21
Feb. 27	vs. NSH	0-0	1/0	14:35
Mar. 1	vs. MIN	0-1	2/1	16:01
Mar. 2	@ PHX	3-0	5/3	15:04
Mar. 4	@ PHX	0-1	2/1	17:06
Mar. 6	vs. PHX	0-0	3/0	13:50
Mar. 8	vs. CGY	0-1	1/1	14:17
Mar. 10	vs. STL	1-0	1/1	14:14
Mar. 12	@ MIN	0-0	3/1	17:19
Mar. 14	@ DAL	1-0	2/1	15:32
Mar. 16	@ STL	0-0	3/1	14:56
Mar. 18	vs. SJ	0-1	1/0	21:06
Mar. 20	vs. CHI	0-0	2/1	17:59
Mar. 22	vs. DET	0-0	1/2	13:33
Mar. 24	vs. DET	0-0	1/0	17:01
Mar. 25	vs. SJ	0-0	0/1	14:41
Mar. 27	@ SJ	0-0	0/-1	14:55
Mar. 29	@ CHI	0-0	0/0	17:09
Mar. 31	@ CBJ	0-1	1/0	16:01
Apr. 1	@ DAL	0-0	1/0	13:55
Apr. 3	vs. DAL	1-0	1/0	18:17
Apr. 5	vs. DAL	1-0	2/1	15:43
Apr. 7	vs. LA	0-1	0/0	17:26
Apr. 8	vs. EDM	0-0	2/0	12:39
Apr. 10	vs. COL	0-0	0/-1	15:38
Apr. 13	@ LA	0-0	2/0	13:35
Apr. 17	vs. CBJ	0-0	5/-1	17:13
Apr. 19	@ CGY	0-0	4/0	15:26
Apr. 21	@ EDM	0-0	2/0	17:05
Apr. 22	@ EDM	0-0	4/0	14:44
Apr. 25	@ VAN	1-0	4/1	17:10
Apr. 27	vs. PHX	0-0	2/-1	13:09

ETEM

Jan. 19	@ VAN	MIN		
Jan. 21	@ CGY	MIN		
Jan. 25	vs. VAN	MIN		
Jan. 26	vs. NSH	MIN		
Jan. 29	@ SJ	0-0	1/0	7:51
Feb. 1	vs. MIN	0-0	1/0	8:16
Feb. 2	vs. LA	0-2	0/0	7:04
Feb. 4	vs. SJ	0-0	3/1	8:00
Feb. 6	@ COL	0-0	1/1	14:14
Feb. 8	@ DAL	0-0	0/-1	14:56
Feb. 9	@ STL	0-0	0/1	6:28
Feb. 12	@ CHI	0-0	0/-1	6:53
Feb. 15	@ DET	MIN		
Feb. 16	@ NSH	MIN		
Feb. 18	vs. CBJ	MIN		
Feb. 24	vs. COL	MIN		
Feb. 25	@ LA	MIN		
Feb. 27	vs. NSH	0-1	2/1	12:58
Mar. 1	vs. MIN	0-0	1/-1	8:59
Mar. 2	@ PHX	0-0	0/0	8:38
Mar. 4	@ PHX	0-0	1/0	7:37
Mar. 6	vs. PHX	0-0	0/0	8:42
Mar. 8	vs. CGY	0-1	1/1	11:39
Mar. 10	vs. STL	0-1	1/0	8:15
Mar. 12	@ MIN	0-0	0/1	11:06
Mar. 14	@ DAL	0-0	2/0	12:55
Mar. 16	@ STL	0-0	3/0	10:32
Mar. 18	vs. SJ	1-1	2/2	13:39
Mar. 20	vs. CHI	0-0	0/0	13:28
Mar. 22	vs. DET	0-0	2/-1	12:55
Mar. 24	vs. DET	0-0	1/0	11:06
Mar. 25	vs. SJ	1-0	3/1	16:18
Mar. 27	@ SJ	0-0	2/0	11:13
Mar. 29	@ CHI	0-0	0/0	10:52
Mar. 31	@ CBJ	1-0	3/1	12:37
Apr. 1	@ DAL	0-0	1/0	15:42
Apr. 3	vs. DAL	0-0	0/-1	17:02
Apr. 5	vs. DAL	0-0	2/0	14:17
Apr. 7	vs. LA	0-0	4/0	14:54
Apr. 8	vs. EDM	0-0	0/0	9:23
Apr. 10	vs. COL	0-0	1/0	13:14
Apr. 13	@ LA	0-0	0/1	14:26
Apr. 17	vs. CBJ	0-0	4/0	12:28
Apr. 19	@ CGY	0-0	2/-1	11:29
Apr. 21	@ EDM	0-0	0/0	8:41
Apr. 22	@ EDM	0-1	0/1	14:55
Apr. 25	@ VAN	0-0	4/1	11:51
Apr. 27	vs. PHX	DND		

2012-13 PLAYER GAME-BY-GAME

FASHH

Jan. 19	@ VAN	MIN		
Jan. 21	@ CGY	DNP		
Jan. 25	vs. VAN	DNP		
Jan. 26	vs. NSH	2/21 W	65	
Jan. 29	@ SJ	DNP		
Feb. 1	vs. MIN	1/27 W	60	
Feb. 2	vs. LA	DNP		
Feb. 4	vs. SJ	1/26 W	60	
Feb. 6	@ COL	0/31 W	60	
Feb. 8	@ DAL	1/12	39	
Feb. 9	@ STL	5/31 W	65	
Feb. 12	@ CHI	2/30 W	65	
Feb. 15	@ DET	2/28 W	60	
Feb. 16	@ NSH	2/34 W	65	
Feb. 18	vs. CBJ	DNP		
Feb. 24	vs. COL	DNP		
Feb. 25	@ LA	4/24 L	59	
Feb. 27	vs. NSH	1/27 W	60	
Mar. 1	vs. MIN	DNP		
Mar. 2	@ PHX	4/37 O	65	
Mar. 4	@ PHX	DNP		
Mar. 6	vs. PHX	DNP		
Mar. 8	vs. CGY	0/29 W	60	
Mar. 10	vs. STL	INJ		
Mar. 12	@ MIN	INJ		
Mar. 14	@ DAL	INJ		
Mar. 16	@ STL	DNP		
Mar. 18	vs. SJ	3/35 W	60	
Mar. 20	vs. CHI	DNP		
Mar. 22	vs. DET	3/11 L	23	
Mar. 24	vs. DET	DNP		
Mar. 25	vs. SJ	4/38 L	59	
Mar. 27	@ SJ	DNP		
Mar. 29	@ CHI	DNP		
Mar. 31	@ CBJ	DNP		
Apr. 1	@ DAL	0/26 W	60	
Apr. 3	vs. DAL	2/25 W	60	
Apr. 5	vs. DAL	3/25 L	60	
Apr. 7	vs. LA	3/38 W	65	
Apr. 8	vs. EDM	DNP		
Apr. 10	vs. COL	0/12	20	
Apr. 13	@ LA	2/18 L	59	
Apr. 17	vs. CBJ	3/28 O	62	
Apr. 19	@ CGY	INJ		
Apr. 21	@ EDM	DNP		
Apr. 22	@ EDM	0/24 W	60	
Apr. 25	@ VAN	DNP		
Apr. 27	vs. PHX	4/30 L	58	

FISTRIC (w/EDM)

Jan. 20	@ VAN	0-0	1/2	17:35
Jan. 22	vs. SJ	0-0	0/1	14:51
Jan. 24	vs. LA	DND		
Jan. 26	@ CGY	DND		
Jan. 28	vs. COL	0-0	1/1	15:31
Jan. 30	@ PHX	0-0	0/0	17:28
Jan. 31	@ SJ	0-1	1/0	15:08
Feb. 2	@ COL	0-0	0/0	17:04
Feb. 4	vs. VAN	0-0	0/0	4:40
Feb. 6	vs. DAL	DND		
Feb. 9	@ DET	DND		
Feb. 10	@ CBJ	0-0	0/2	16:26
Feb. 12	vs. DAL	0-0	2/0	16:05
Feb. 16	vs. COL	0-1	0/2	16:12
Feb. 19	vs. LA	0-0	0/0	19:54
Feb. 21	vs. MIN	0-0	0/1	14:18
Feb. 23	vs. PHX	0-0	0/0	21:15
Feb. 25	@ CHI	0-0	0/0	15:59
Feb. 28	@ DAL	0-0	0/1	18:38

Mar. 1	@ STL	DND		
Mar. 3	@ MIN	DND		
Mar. 5	@ CBJ	INJ		
Mar. 7	@ DET	INJ		
Mar. 8	@ NSH	INJ		
Mar. 10	@ CHI	INJ		
Mar. 12	@ COL	INJ		
Mar. 15	vs. DET	INJ		
Mar. 17	vs. NSH	0-0	0/2	17:00
Mar. 20	vs. SJ	0-0	0/2	14:38
Mar. 23	vs. STL	0-0	1/0	16:57
Mar. 25	@ NSH	0-0	1/1	15:44
Mar. 26	@ STL	DND		
Mar. 28	vs. CBJ	DND		
Mar. 30	vs. VAN	DND		
Apr. 1	vs. CGY	DND		
Apr. 3	@ CGY	DND		
Apr. 4	@ VAN	DND		
Apr. 6	@ LA	DND		
Apr. 8	@ ANA	0-0	1/1	14:44
Apr. 10	vs. PHX	0-0	0/0	14:16
Apr. 13	vs. CGY	DND		
Apr. 16	vs. MIN	0-0	0/0	14:39
Apr. 19	@ COL	0-1	1/1	17:23
Apr. 21	vs. ANA	0-0	1/0	13:07

FOWLER

Jan. 19	@ VAN	INJ		
Jan. 21	@ CGY	0-0	0/0	22:05
Jan. 25	vs. VAN	0-0	3/1	20:08
Jan. 26	vs. NSH	0-1	0/1	23:23
Jan. 29	@ SJ	0-0	2/0	22:29
Feb. 1	vs. MIN	0-0	3/0	24:09
Feb. 2	vs. LA	0-0	0/2	7:18
Feb. 4	vs. SJ	INJ		
Feb. 6	@ COL	INJ		
Feb. 8	@ DAL	INJ		
Feb. 9	@ STL	INJ		
Feb. 12	@ CHI	INJ		
Feb. 15	@ DET	INJ		
Feb. 16	@ NSH	INJ		
Feb. 18	vs. CBJ	INJ		
Feb. 24	vs. COL	0-0	2/1	19:24
Feb. 25	@ LA	0-0	0/1	23:56
Feb. 27	vs. NSH	0-0	2/1	25:19
Mar. 1	vs. MIN	0-0	1/0	18:56
Mar. 2	@ PHX	0-0	5/1	24:49
Mar. 4	@ PHX	0-1	2/1	20:23
Mar. 6	vs. PHX	0-0	0/0	18:19
Mar. 8	vs. CGY	0-0	0/0	20:45
Mar. 10	vs. STL	0-0	0/0	23:08
Mar. 12	@ MIN	0-0	2/0	19:39
Mar. 14	@ DAL	0-0	5/1	20:53
Mar. 16	@ STL	0-1	2/0	21:18
Mar. 18	vs. SJ	0-0	2/0	18:57
Mar. 20	vs. CHI	0-0	1/0	20:10
Mar. 22	vs. DET	0-1	2/1	21:51
Mar. 24	vs. DET	0-0	2/0	22:50
Mar. 25	vs. SJ	0-1	1/1	22:16
Mar. 27	@ SJ	0-0	1/2	22:25
Mar. 29	@ CHI	0-0	1/0	17:24
Mar. 31	@ CBJ	0-0	0/1	21:14
Apr. 1	@ DAL	0-1	3/0	18:15
Apr. 3	vs. DAL	0-1	0/2	21:25
Apr. 5	vs. DAL	0-0	2/1	19:13
Apr. 7	vs. LA	0-0	2/1	20:53
Apr. 8	vs. EDM	0-0	0/0	16:03
Apr. 10	vs. COL	0-0	0/0	4:35
Apr. 13	@ LA	INJ		
Apr. 17	vs. CBJ	INJ		
Apr. 19	@ CGY	0-1	0/0	21:50

Apr. 21	@ EDM	1-0	2/1	22:51
Apr. 22	@ EDM	0-0	0/0	21:56
Apr. 25	@ VAN	0-1	1/2	22:09
Apr. 27	vs. PHX	0-1	1/0	23:27

GETZLAF

Jan. 19	@ VAN	0-2	2/0	18:21
Jan. 21	@ CGY	2-0w	4/1	21:26
Jan. 25	vs. VAN	0-0	4/0	21:05
Jan. 26	vs. NSH	0-0	3/1	26:17
Jan. 29	@ SJ	0-1	3/1	21:30
Feb. 1	vs. MIN	0-1	0/0	20:30
Feb. 2	vs. LA	1-0	4/1	21:47
Feb. 4	vs. SJ	0-1	4/1	22:00
Feb. 6	@ COL	0-1	0/1	16:25
Feb. 8	@ DAL	0-0	2/0	20:39
Feb. 9	@ STL	0-0	1/1	22:57
Feb. 12	@ CHI	1-0	4/1	22:18
Feb. 15	@ DET	0-2	2/3	19:37
Feb. 16	@ NSH	0-0	1/0	21:55
Feb. 18	vs. CBJ	1-1	1/0	17:53
Feb. 24	vs. COL	1-2	2/1	21:01
Feb. 25	@ LA	0-1	3/1	23:06
Feb. 27	vs. NSH	0-3	2/2	16:54
Mar. 1	vs. MIN	1-0	3/0	20:46
Mar. 2	@ PHX	0-0	2/2	26:13
Mar. 4	@ PHX	1-2	2/1	18:53
Mar. 6	vs. PHX	1-1	2/2	18:25
Mar. 8	vs. CGY	1-1	2/2	17:09
Mar. 10	vs. STL	0-2	3/2	23:52
Mar. 12	@ MIN	0-0	0/0	20:38
Mar. 14	@ DAL	0-0	2/1	21:57
Mar. 16	@ STL	0-0	0/0	21:55
Mar. 18	vs. SJ	1-lw	2/0	17:34
Mar. 20	vs. CHI	0-2	4/1	17:12
Mar. 22	vs. DET	0-0	0/0	16:49
Mar. 24	vs. DET	1-0	6/0	19:49
Mar. 25	vs. SJ	0-1	2/2	20:13
Mar. 27	@ SJ	0-0	5/2	19:52
Mar. 29	@ CHI	0-1	1/2	22:35
Mar. 31	@ CBJ	0-0	4/0	23:55
Apr. 1	@ DAL	0-2	2/1	17:07
Apr. 3	vs. DAL	1-2	2/2	12:56
Apr. 5	vs. DAL	INJ		
Apr. 7	vs. LA	INJ		
Apr. 8	vs. EDM	INJ		
Apr. 10	vs. COL	0-0	0/1	19:21
Apr. 13	@ LA	1-0	4/0	19:20
Apr. 17	vs. CBJ	0-1	0/0	20:54
Apr. 19	@ CGY	0-0	3/1	22:38
Apr. 21	@ EDM	0-1	1/0	21:24
Apr. 22	@ EDM	1-0w	4/1	14:33
Apr. 25	@ VAN	DND		
Apr. 27	vs. PHX	0-2	1/0	16:50

2012-13 PLAYER GAME-BY-GAME **20**

1993 2013

HILLER

Jan. 19	@ VAN	3/29 W	60
Jan. 21	@ CGY	4/25 W	60
Jan. 25	vs. VAN	5/34 L	60
Jan. 26	vs. NSH	DNP	
Jan. 29	@ SJ	2/18 O	65
Feb. 1	vs. MIN	DNP	
Feb. 2	vs. LA	4/34 W	60
Feb. 4	vs. SJ	DNP	
Feb. 6	@ COL	DNP	
Feb. 8	@ DAL	2/16 L	20
Feb. 9	@ STL	INJ	
Feb. 12	@ CHI	INJ	
Feb. 15	@ DET	INJ	
Feb. 16	@ NSH	DNP	
Feb. 18	vs. CBJ	2/27 W	60
Feb. 24	vs. COL	3/23 W	64
Feb. 25	@ LA	DNP	
Feb. 27	vs. NSH	DNP	
Mar. 1	vs. MIN	2/33 W	60
Mar. 2	@ PHX	DNP	
Mar. 4	@ PHX	4/40 O	65
Mar. 6	vs. PHX	0/18 W	60
Mar. 8	vs. CGY	DNP	
Mar. 10	vs. STL	2/31 W	60
Mar. 12	@ MIN	1/31 W	60
Mar. 14	@ DAL	1/34 W	65
Mar. 16	@ STL	2/21 O	60
Mar. 18	vs. SJ	DNP	
Mar. 20	vs. CHI	2/24 W	60
Mar. 22	vs. DET	2/12	37
Mar. 24	vs. DET	2/21 L	59
Mar. 25	vs. SJ	DNP	
Mar. 27	@ SJ	4/29 L	60
Mar. 29	@ CHI	1/26 W	60
Mar. 31	@ CBJ	2/18 O	64
Apr. 1	@ DAL	DNP	
Apr. 3	vs. DAL	DNP	
Apr. 5	vs. DAL	DND	
Apr. 7	vs. LA	DNP	
Apr. 8	vs. EDM	1/28 W	60
Apr. 10	vs. COL	4/16 L	40
Apr. 13	@ LA	DNP	
Apr. 17	vs. CBJ	DNP	
Apr. 19	@ CGY	2/30 L	59
Apr. 21	@ EDM	1/28 W	60
Apr. 22	@ EDM	DNP	
Apr. 25	@ VAN	1/29 W	60
Apr. 27	vs. PHX	DNP	

KOIVU

Jan. 19	@ VAN	0-2	0/2	16:53
Jan. 21	@ CGY	1-2	1/3	16:23
Jan. 25	vs. VAN	0-0	2/0	15:01
Jan. 26	vs. NSH	0-1	0/1	18:37
Jan. 29	@ SJ	0-1	0/1	15:44
Feb. 1	vs. MIN	0-0	0/1	17:43
Feb. 2	vs. LA	0-1	1/0	20:09
Feb. 4	vs. SJ	1-1	2/1	20:21
Feb. 6	@ COL	1-1	1/1	17:30
Feb. 8	@ DAL	0-0	1/0	18:52
Feb. 9	@ STL	1-1	2/3	18:49
Feb. 12	@ CHI	0-0	3/0	19:26
Feb. 15	@ DET	0-1	1/1	15:39
Feb. 16	@ NSH	0-0	0/0	16:29
Feb. 18	vs. CBJ	0-0	1/1	15:58
Feb. 24	vs. COL	0-1	4/0	18:43
Feb. 25	@ LA	1-0	2/1	15:51
Feb. 27	vs. NSH	1-0	2/0	14:37
Mar. 1	vs. MIN	0-0	3/0	16:38
Mar. 2	@ PHX	1-2	1/1	17:42
Mar. 4	@ PHX	0-0	0/1	21:52
Mar. 6	vs. PHX	0-0	2/0	16:47
Mar. 8	vs. CGY	0-1	0/2	14:36
Mar. 10	vs. STL	0-0	0/0	18:51
Mar. 12	@ MIN	0-0	2/0	17:47
Mar. 14	@ DAL	0-0	1/0	18:21
Mar. 16	@ STL	1-0	1/0	17:23
Mar. 18	vs. SJ	0-0	0/1	19:03
Mar. 20	vs. CHI	0-0	0/1	19:03
Mar. 22	vs. DET	0-0	1/2	16:37
Mar. 24	vs. DET	0-1	2/0	18:24
Mar. 25	vs. SJ	0-0	1/1	18:35
Mar. 27	@ SJ	0-0	0/1	13:50
Mar. 29	@ CHI	0-0	0/0	16:18
Mar. 31	@ CBJ	0-0	0/1	18:51
Apr. 1	@ DAL	0-0	1/1	18:48
Apr. 3	vs. DAL	0-1	4/2	18:21
Apr. 5	vs. DAL	0-0	1/1	22:59
Apr. 7	vs. LA	0-1	0/0	20:37
Apr. 8	vs. EDM	0-2	1/2	19:24
Apr. 10	vs. COL	0-0	2/2	14:23
Apr. 13	@ LA	0-0	0/0	17:13
Apr. 17	vs. CBJ	0-0	1/2	17:34
Apr. 19	@ CGY	0-0	0/0	17:51
Apr. 21	@ EDM	0-0	4/0	17:21
Apr. 22	@ EDM	0-0	2/0	12:53
Apr. 25	@ VAN	DND		
Apr. 27	vs. PHX	0-0	2/3	16:26

LOVEJOY (w/PIT)

Jan. 19	@ PHI	DND		
Jan. 20	@ NYR	DND		
Jan. 23	vs. TOR	DND		
Jan. 25	@ WPG	0-0	1/0	13:44
Jan. 27	@ OTT	0-0	2/1	13:20
Jan. 29	vs. NYI	0-0	4/1	13:45
Jan. 31	@ NYR	DND		
Feb. 2	vs. NJ	DND		
Feb. 3	@ WSH	DND		
Feb. 5	@ NYI	DND		
Feb. 6	Acquired by Anaheim			
Feb. 8	@ DAL	0-0	4/0	16:20
Feb. 9	@ STL	0-0	1/1	17:58
Feb. 12	@ CHI	0-2	0/1	18:12
Feb. 15	@ DET	0-0	3/1	19:02
Feb. 16	@ NSH	0-0	0/1	18:42
Feb. 18	vs. CBJ	0-1	3/1	18:24
Feb. 24	vs. COL	0-0	1/1	20:20
Feb. 25	@ LA	0-1	0/1	17:46
Feb. 27	vs. NSH	DND		
Mar. 1	vs. MIN	0-0	3/2	18:48
Mar. 2	@ PHX	0-1	3/0	17:46
Mar. 4	@ PHX	0-1	2/1	18:15
Mar. 6	vs. PHX	0-0	3/1	17:53
Mar. 8	vs. CGY	0-0	1/2	19:54
Mar. 10	vs. STL	0-1	3/0	17:25
Mar. 12	@ MIN	DND		
Mar. 14	@ DAL	0-0	2/1	18:24
Mar. 16	@ STL	0-0	1/0	15:52
Mar. 18	vs. SJ	DND		
Mar. 20	vs. CHI	DND		
Mar. 22	vs. DET	DND		
Mar. 24	vs. DET	0-0	2/1	17:13
Mar. 25	vs. SJ	0-1	1/1	17:55
Mar. 27	@ SJ	DND		
Mar. 29	@ CHI	0-0	0/0	18:46
Mar. 31	@ CBJ	0-0	2/1	18:51
Apr. 1	@ DAL	0-0	2/2	16:30
Apr. 3	vs. DAL	0-0	1/3	18:01
Apr. 5	vs. DAL	0-0	1/2	13:17
Apr. 7	vs. LA	DND		
Apr. 8	vs. EDM	0-1	2/0	14:38
Apr. 10	vs. COL	0-0	1/1	20:07
Apr. 13	@ LA	0-0	0/1	15:38
Apr. 17	vs. CBJ	0-0	0/1	22:17
Apr. 19	@ CGY	0-0	4/0	18:14
Apr. 21	@ EDM	0-0	2/1	21:08
Apr. 22	@ EDM	0-0	0/0	19:41
Apr. 25	@ VAN	0-1	1/1	20:05
Apr. 27	vs. PHX	0-0	2/1	19:44

2012-13 PLAYER GAME-BY-GAME

PALMEIRI

Jan. 19	@ VAN	1-0	3/0	12:54
Jan. 21	@ GGY	0-1	5/2	15:54
Jan. 25	vs. VAN	0-0	2/0	13:26
Jan. 26	vs. NSH	0-0	3/1	11:13
Jan. 29	@ SJ	0-0	1/1	10:10
Feb. 1	vs. MIN	2-0w	4/2	12:22
Feb. 2	vs. LA	1-0w	3/0	8:55
Feb. 4	vs. SJ	0-0	0/1	12:31
Feb. 6	@ COL	0-0	1/0	13:11
Feb. 8	@ DAL	0-0	0/0	13:19
Feb. 9	@ STL	0-0	2/2	9:35
Feb. 12	@ CHI	0-0	2/0	16:14
Feb. 15	@ DET	0-0	1/1	7:08
Feb. 16	@ NSH	0-1	1/0	8:38
Feb. 18	vs. CBJ	0-0	2/0	11:12
Feb. 24	vs. COL	0-0	2/1	8:11
Feb. 25	@ LA	0-0	4/0	11:47
Feb. 27	vs. NSH	3-0w	5/2	13:02
Mar. 1	vs. MIN	0-1	4/0	15:56
Mar. 2	@ PHX	0-0	0/0	2:59
Mar. 4	@ PHX	INJ		
Mar. 6	vs. PHX	INJ		
Mar. 8	vs. GGY	INJ		
Mar. 10	vs. STL	INJ		
Mar. 12	@ MIN	INJ		
Mar. 14	@ DAL	0-0	0/0	13:57
Mar. 16	@ STL	0-0	4/0	13:51
Mar. 18	vs. SJ	0-1	2/0	14:00
Mar. 20	vs. CHI	0-1	4/1	15:48
Mar. 22	vs. DET	0-1	4/0	14:00
Mar. 24	vs. DET	0-0	1/1	12:17
Mar. 25	vs. SJ	0-0	2/2	12:43
Mar. 27	@ SJ	0-0	0/0	13:49
Mar. 29	@ CHI	0-0	3/0	10:32
Mar. 31	@ CBJ	0-0	0/0	13:50
Apr. 1	@ DAL	0-1	0/1	10:14
Apr. 3	vs. DAL	1-0w	3/0	10:02
Apr. 5	vs. DAL	0-0	3/0	12:11
Apr. 7	vs. LA	1-0	2/0	13:40
Apr. 8	vs. EDM	0-0	3/0	12:33
Apr. 10	vs. COL	0-1	1/0	13:29
Apr. 13	@ LA	0-0	3/0	15:06
Apr. 17	vs. CBJ	0-1	2/1	14:43
Apr. 19	@ GGY	0-1	1/0	14:08
Apr. 21	@ EDM	1-0w	3/1	8:37
Apr. 22	@ EDM	0-0	3/0	15:16
Apr. 25	@ VAN	0-1	3/0	14:21
Apr. 27	vs. PHX	DND		

PENNER (w/LA)

Jan. 19	vs. CHI	0-0	3/1	12:54
Jan. 22	@ COL	0-0	0/1	10:24
Jan. 24	@ EDM	DND		
Jan. 26	@ PHX	DND		
Jan. 28	vs. VAN	DND		
Jan. 31	vs. NSH	DND		
Feb. 2	@ ANA	0-0	1/0	11:48
Feb. 5	@ CBJ	DND		
Feb. 7	@ NSH	DND		
Feb. 10	@ DET	DND		
Feb. 11	@ STL	0-1	1/1	11:41
Feb. 15	vs. CBJ	0-0	3/0	13:45
Feb. 17	@ CHI	0-0	1/1	12:04
Feb. 19	@ EDM	0-0	3/0	14:18
Feb. 20	@ GGY	0-0	4/1	13:04
Feb. 23	vs. COL	0-1	2/1	11:03
Feb. 25	vs. ANA	1-0	3/1	14:33
Feb. 27	vs. DET	0-0	2/1	14:27
Mar. 2	@ VAN	0-1	3/0	15:52
Mar. 4	vs. NSH	0-1	0/2	10:50
Mar. 5	vs. STL	0-1	3/0	11:29
Mar. 7	vs. DAL	0-1	2/1	14:39
Mar. 9	vs. GGY	0-1	2/0	14:18
Mar. 11	vs. GGY	0-0	0/0	14:44
Mar. 12	@ PHX	0-0	2/0	18:02
Mar. 14	@ SJ	0-0	1/1	12:45
Mar. 16	vs. SJ	0-1	1/2	11:27
Mar. 18	vs. PHX	0-0	2/0	9:13
Mar. 19	vs. PHX	1-0	3/1	10:14
Mar. 21	vs. DAL	0-0	4/0	13:09
Mar. 23	vs. VAN	0-0	3/0	12:22
Mar. 25	@ CHI	DND		
Mar. 28	@ STL	DND		
Mar. 30	@ MIN	DND		
Mar. 31	@ DAL	0-1	2/0	13:28
Apr. 2	@ PHX	INJ		
Apr. 4	vs. MIN	INJ		
Apr. 6	vs. EDM	INJ		
Apr. 7	@ ANA	INJ		
Apr. 9	@ DAL	0-0	3/0	10:36
Apr. 11	vs. COL	0-1	2/0	12:40
Apr. 13	vs. ANA	0-0	2/0	11:15
Apr. 16	@ SJ	0-0	1/1	11:03
Apr. 18	vs. CBJ	0-0	2/1	10:55
Apr. 21	vs. DAL	0-1	0/1	12:29
Apr. 23	@ MIN	0-0	0/0	12:13
Apr. 24	@ DET	DND		
Apr. 27	vs. SJ	0-1	0/0	15:18

PERRY

Jan. 19	@ VAN	1-0w	3/0	15:24
Jan. 21	@ GGY	0-2	1/1	19:36
Jan. 25	vs. VAN	0-0	1/0	19:18
Jan. 26	vs. NSH	0-1	4/1	25:05
Jan. 29	@ SJ	0-0	3/2	22:02
Feb. 1	vs. MIN	0-0	3/0	20:17
Feb. 2	vs. LA	0-1	1/1	21:17
Feb. 4	vs. SJ	0-0	3/1	19:34
Feb. 6	@ COL	0-0	1/1	16:56
Feb. 8	@ DAL	0-1	2/0	18:17
Feb. 9	@ STL	0-0	1/1	24:03
Feb. 12	@ CHI	0-0	5/1	22:19
Feb. 15	@ DET	1-1	3/3	19:35
Feb. 16	@ NSH	0-1	2/1	19:34
Feb. 18	vs. CBJ	1-0w	1/1	17:45
Feb. 24	vs. COL	2-1w	7/1	20:17
Feb. 25	@ LA	0-1	2/1	21:23
Feb. 27	vs. NSH	0-3	2/2	15:38
Mar. 1	vs. MIN	0-1	1/0	18:43
Mar. 2	@ PHX	0-0	1/2	23:26
Mar. 4	@ PHX	1-1	2/0	18:38
Mar. 6	vs. PHX	1-0w	4/2	18:27
Mar. 8	vs. GGY	0-1	3/2	16:15
Mar. 10	vs. STL	2-0w	5/2	21:42
Mar. 12	@ MIN	0-0	0/0	6:45
Mar. 14	@ DAL	SUS		
Mar. 16	@ STL	SUS		
Mar. 18	vs. SJ	SUS		
Mar. 20	vs. CHI	SUS		
Mar. 22	vs. DET	0-0	2/0	17:38
Mar. 24	vs. DET	0-1	3/0	19:46
Mar. 25	vs. SJ	1-1	8/2	18:56
Mar. 27	@ SJ	0-0	2/2	15:35
Mar. 29	@ CHI	1-0	2/2	20:18
Mar. 31	@ CBJ	0-0	4/0	23:32
Apr. 1	@ DAL	1-0	3/1	15:55
Apr. 3	vs. DAL	0-1	2/0	16:14
Apr. 5	vs. DAL	0-0	4/2	20:51
Apr. 7	vs. LA	1-0	4/0	19:12
Apr. 8	vs. EDM	0-0	7/1	22:17
Apr. 10	vs. COL	0-0	1/0	18:12
Apr. 13	@ LA	0-0	2/1	18:24
Apr. 17	@ CBJ	0-1	2/0	19:06
Apr. 19	vs. GGY	1-0	7/1	20:58
Apr. 21	@ EDM	1-0	8/0	20:35
Apr. 22	@ EDM	0-2	1/1	14:33
Apr. 25	@ VAN	0-0	2/0	17:04
Apr. 27	vs. PHX	0-0	3/1	17:42

2012-13 PLAYER GAME-BY-GAME

1993 2013

SBISA

Jan. 19	@ VAN	0-0	1/1	17:19
Jan. 21	@ CGY	0-0	1/2	18:02
Jan. 25	vs. VAN	0-0	2/0	19:16
Jan. 26	vs. NSH	0-0	1/0	20:46
Jan. 29	@ SJ	0-0	2/1	20:16
Feb. 1	vs. MIN	0-0	2/1	13:13
Feb. 2	vs. LA	0-2	1/1	19:53
Feb. 4	vs. SJ	0-0	0/1	18:52
Feb. 6	@ COL	0-0	3/0	21:22
Feb. 8	@ DAL	0-1	1/0	20:44
Feb. 9	@ STL	0-0	0/0	22:51
Feb. 12	@ CHI	0-0	1/1	20:28
Feb. 15	@ DET	0-0	3/0	19:20
Feb. 16	@ NSH	0-0	0/2	20:48
Feb. 18	vs. CBJ	0-0	3/0	20:37
Feb. 24	vs. COL	0-0	0/1	19:51
Feb. 25	@ LA	DND		
Feb. 27	vs. NSH	0-0	0/1	20:02
Mar. 1	vs. MIN	0-1	0/0	22:00
Mar. 2	@ PHX	0-1	0/1	19:47
Mar. 4	@ PHX	0-0	0/1	23:03
Mar. 6	vs. PHX	0-0	0/2	19:55
Mar. 8	vs. CGY	0-1	0/2	21:01
Mar. 10	vs. STL	0-0	0/0	17:28
Mar. 12	@ MIN	1-0w	1/1	19:28
Mar. 14	@ DAL	0-0	4/0	20:53
Mar. 16	@ STL	0-0	0/0	17:49
Mar. 18	vs. SJ	0-0	1/0	21:38
Mar. 20	vs. CHI	0-1	1/1	18:28
Mar. 22	vs. DET	0-0	0/3	19:22
Mar. 24	vs. DET	0-0	1/1	19:37
Mar. 25	vs. SJ	0-0	0/2	17:20
Mar. 27	@ SJ	0-0	1/1	20:31
Mar. 29	@ CBJ	0-0	0/0	18:31
Mar. 31	@ CHI	0-0	4/2	21:35
Apr. 1	@ DAL	0-0	1/2	18:23
Apr. 3	vs. DAL	0-0	0/3	18:29
Apr. 5	vs. DAL	0-0	1/1	18:41
Apr. 7	vs. LA	0-0	0/1	22:12
Apr. 8	vs. EDM	0-0	2/0	20:52
Apr. 10	vs. COL	0-0	1/1	22:19
Apr. 13	@ LA	0-0	0/1	20:08
Apr. 17	vs. CBJ	INJ		
Apr. 19	@ CGY	INJ		
Apr. 21	@ EDM	INJ		
Apr. 22	@ EDM	INJ		
Apr. 25	@ VAN	INJ		
Apr. 27	vs. PHX	INJ		

SELANNE

Jan. 19	@ VAN	2-2	5/1	15:08
Jan. 21	@ CGY	0-0	2/0	15:04
Jan. 25	vs. VAN	0-0	1/1	13:35
Jan. 26	vs. NSH	0-1	2/1	19:07
Jan. 29	@ SJ	0-0	1/0	18:21
Feb. 1	vs. MIN	0-3	3/1	14:26
Feb. 2	vs. LA	1-0	1/1	13:56
Feb. 4	vs. SJ	0-0	2/0	16:15
Feb. 6	@ COL	0-1	2/0	15:16
Feb. 8	@ DAL	0-0	3/0	16:56
Feb. 9	@ STL	1-3	3/3	17:14
Feb. 12	@ CHI	0-0	2/1	18:05
Feb. 15	@ DET	0-1	2/1	15:09
Feb. 16	@ NSH	0-0	4/0	15:13
Feb. 18	vs. CBJ	0-0	1/1	15:57
Feb. 24	vs. COL	1-0	1/1	16:14
Feb. 25	@ LA	0-0	2/1	15:41
Feb. 27	vs. NSH	0-0	1/1	15:42
Mar. 1	vs. MIN	1-0	1/1	14:12
Mar. 2	@ PHX	0-0	2/2	17:15
Mar. 4	@ PHX	0-0	6/1	16:46
Mar. 6	vs. PHX	0-0	2/0	15:32
Mar. 8	vs. CGY	0-0	0/0	17:35
Mar. 10	vs. STL	0-0	4/0	19:06
Mar. 12	@ MIN	0-1	2/1	15:58
Mar. 14	@ DAL	0-0	2/1	19:08
Mar. 16	@ STL	0-0	5/1	18:09
Mar. 18	vs. SJ	0-0	2/1	15:50
Mar. 20	vs. CHI	1-0w	1/0	15:58
Mar. 22	vs. DET	1-0	4/0	16:59
Mar. 24	vs. DET	0-0	1/1	12:08
Mar. 25	vs. SJ	0-0	1/0	15:54
Mar. 27	@ SJ	0-0	2/1	16:11
Mar. 29	@ CHI	0-0	1/0	13:15
Mar. 31	@ CBJ	0-0	2/2	15:32
Apr. 1	@ DAL	1-0	3/1	12:58
Apr. 3	vs. DAL	1-0	4/0	17:55
Apr. 5	vs. DAL	0-0	1/2	15:58
Apr. 7	vs. LA	0-0	0/0	14:07
Apr. 8	vs. EDM	0-0	3/0	13:11
Apr. 10	vs. COL	1-0	2/1	13:08
Apr. 13	@ LA	0-0	0/0	12:58
Apr. 17	vs. CBJ	0-0	1/2	13:04
Apr. 19	@ CGY	INJ		
Apr. 21	@ EDM	0-0	0/1	12:18
Apr. 22	@ EDM	0-0	2/0	15:41
Apr. 25	@ VAN	DND		
Apr. 27	vs. PHX	1-0	4/1	17:46

SILFVERBERG (w/OTT)

Jan. 19	@ WPG	0-0	3/1	14:02
Jan. 21	vs. FLA	1-0	2/1	18:08
Jan. 24	@ FLA	0-0	1/1	16:25
Jan. 25	@ TB	0-0	2/0	15:10
Jan. 27	vs. PIT	0-0	1/0	13:03
Jan. 29	vs. WSH	0-0	4/0	11:18
Jan. 30	vs. MTL	0-0	4/1	13:46
Feb. 1	@ CAR	0-0	1/0	13:19
Feb. 3	@ MTL	1-0	2/1	14:32
Feb. 5	vs. BUF	0-0	4/0	14:43
Feb. 7	vs. CAR	0-1	4/1	15:07
Feb. 9	vs. WPG	0-0	0/0	15:36
Feb. 12	vs. BUF	0-0	2/1	14:50
Feb. 13	@ PIT	0-0	2/0	17:28
Feb. 16	@ TOR	0-0	4/0	17:33
Feb. 18	@ NJ	0-1	2/1	21:02
Feb. 19	vs. NYI	0-1	4/1	15:50
Feb. 21	vs. NYR	1-0	8/1	21:26
Feb. 23	vs. TOR	0-0	2/1	18:35
Feb. 25	vs. MTL	0-0	3/0	14:54
Feb. 28	@ BOS	0-0	1/1	19:55
Mar. 2	@ PHI	0-0	2/0	14:42
Mar. 3	@ NYI	0-0	2/0	17:13
Mar. 6	@ TOR	0-0	3/1	18:19
Mar. 8	@ NYR	1-0w	1/1	16:17
Mar. 11	vs. BOS	0-0	5/0	18:32
Mar. 13	@ MTL	0-1	2/0	18:45
Mar. 16	@ BUF	0-0	4/0	16:16
Mar. 17	vs. WPG	2-0w	6/0	19:17
Mar. 19	@ NYI	1-0	2/2	15:31
Mar. 21	vs. BOS	0-0	5/0	15:55
Mar. 23	vs. TB	1-1	3/1	14:13
Mar. 25	vs. NJ	0-0	2/0	18:47
Mar. 28	vs. NYR	0-1	1/1	16:56
Mar. 30	vs. TOR	0-0	3/1	13:16
Apr. 2	@ BOS	0-1	2/0	17:45
Apr. 5	@ BUF	0-1	7/0	16:49
Apr. 7	@ FLA	0-1	1/1	15:31
Apr. 9	@ TB	0-0	2/0	16:17
Apr. 11	@ PHI	0-0	1/1	16:06
Apr. 12	@ NJ	0-0	1/0	13:28
Apr. 16	vs. CAR	0-0	3/1	15:07
Apr. 18	vs. WSH	0-0	1/0	15:53
Apr. 20	vs. TOR	1-0	5/0	14:48
Apr. 22	vs. PIT	0-0	3/0	15:42
Apr. 25	@ WSH	1-0	2/1	15:51
Apr. 27	vs. PHI	0-0	4/0	16:51
Apr. 28	@ BOS	0-0	5/0	18:10

2012-13 PLAYER GAME-BY-GAME

SOURAY

Jan. 19	@ VAN	1-1	1/1	19:00
Jan. 21	@ CGY	0-1	0/2	17:50
Jan. 25	vs. VAN	0-0	2/0	17:30
Jan. 26	vs. NSH	0-0	0/1	22:59
Jan. 29	@ SJ	0-0	6/1	20:05
Feb. 1	vs. MIN	0-0	1/0	22:58
Feb. 2	vs. LA	1-0	2/1	26:03
Feb. 4	vs. SJ	1-0w	4/1	22:07
Feb. 6	@ COL	1-1w	3/2	20:12
Feb. 8	@ DAL	0-0	1/0	20:56
Feb. 9	@ STL	0-0	0/3	24:41
Feb. 12	@ CHI	0-0	3/0	24:54
Feb. 15	@ DET	0-0	2/3	21:25
Feb. 16	@ NSH	0-0	1/0	23:04
Feb. 18	vs. CBJ	0-1	1/0	23:10
Feb. 24	vs. COL	0-0	3/0	23:36
Feb. 25	@ LA	0-0	2/0	15:40
Feb. 27	vs. NSH	0-0	1/0	17:24
Mar. 1	vs. MIN	DND		
Mar. 2	@ PHX	0-0	4/0	22:36
Mar. 4	@ PHX	0-0	4/0	24:40
Mar. 6	vs. PHX	0-0	2/0	22:12
Mar. 8	vs. CGY	1-0	4/2	17:57
Mar. 10	vs. STL	0-1	1/2	19:17
Mar. 12	@ MIN	0-0	0/0	21:23
Mar. 14	@ DAL	0-0	1/0	20:42
Mar. 16	@ STL	0-0	1/0	21:26
Mar. 18	vs. SJ	0-0	2/2	19:20
Mar. 20	vs. CHI	1-0	3/2	18:58
Mar. 22	vs. DET	0-0	3/-1	17:37
Mar. 24	vs. DET	0-0	3/0	19:30
Mar. 25	vs. SJ	0-0	1/2	20:56
Mar. 27	@ SJ	0-0	1/0	18:06
Mar. 29	@ CHI	1-0w	1/2	21:55
Mar. 31	@ CBJ	0-0	1/0	21:18
Apr. 1	@ DAL	0-1	2/1	22:34
Apr. 3	vs. DAL	0-1	1/1	20:50
Apr. 5	vs. DAL	0-0	1/0	20:53
Apr. 7	vs. LA	0-2	1/0	22:51
Apr. 8	vs. EDM	INJ		
Apr. 10	vs. COL	0-0	5/0	22:51
Apr. 13	@ LA	0-0	0/0	21:06
Apr. 17	vs. CBJ	0-1	0/1	20:33
Apr. 19	@ CGY	0-0	3/2	23:31
Apr. 21	@ EDM	INJ		
Apr. 22	@ EDM	INJ		
Apr. 25	@ VAN	0-0	0/0	17:34
Apr. 27	vs. PHX	0-0	2/-4	16:43

STAUBITZ

Jan. 19	@ VAN	DND		
Jan. 21	@ CGY	DND		
Jan. 25	vs. VAN	DND		
Jan. 26	vs. NSH	0-0	0/-1	5:05
Jan. 29	@ SJ	DND		
Feb. 1	vs. MIN	DND		
Feb. 2	vs. LA	DND		
Feb. 4	vs. SJ	0-0	1/0	5:33
Feb. 6	@ COL	0-0	1/0	9:56
Feb. 8	@ DAL	0-0	0/0	2:04
Feb. 9	@ STL	0-0	0/0	5:50
Feb. 12	@ CHI	0-0	1/0	3:00
Feb. 15	@ DET	DND		
Feb. 16	@ NSH	DND		
Feb. 18	vs. CBJ	DND		
Feb. 24	vs. COL	DND		
Feb. 25	@ LA	0-0	0/0	7:03
Feb. 27	vs. NSH	DND		
Mar. 1	vs. MIN	DND		
Mar. 2	@ PHX	DND		
Mar. 4	@ PHX	DND		
Mar. 6	vs. PHX	DND		
Mar. 8	vs. CGY	0-1	0/1	9:32
Mar. 10	vs. STL	INJ		
Mar. 12	@ MIN	INJ		
Mar. 14	@ DAL	INJ		
Mar. 16	@ STL	INJ		
Mar. 18	vs. SJ	0-0	0/0	7:59
Mar. 20	vs. CHI	0-0	0/0	6:39
Mar. 22	vs. DET	DND		
Mar. 24	vs. DET	DND		
Mar. 25	vs. SJ	0-0	0/-1	3:37
Mar. 27	@ SJ	DND		
Mar. 29	@ CHI	0-0	0/0	4:28
Mar. 31	@ CBJ	0-0	0/0	6:28
Apr. 1	@ DAL	DND		
Apr. 3	vs. DAL	DND		
Apr. 5	vs. DAL	DND		
Apr. 7	vs. LA	DND		
Apr. 8	vs. EDM	DND		
Apr. 10	vs. COL	DND		
Apr. 13	@ LA	DND		
Apr. 17	vs. CBJ	DND		
Apr. 19	@ CGY	DND		
Apr. 21	@ EDM	0-0	0/0	6:22
Apr. 22	@ EDM	DND		
Apr. 25	@ VAN	1-0w	2/1	9:37
Apr. 27	vs. PHX	DND		

VATANEN

Jan. 19	@ VAN	INJ		
Jan. 21	@ CGY	INJ		
Jan. 25	vs. VAN	MIN		
Jan. 26	vs. NSH	MIN		
Jan. 29	@ SJ	DND		
Feb. 1	vs. MIN	0-0	1/1	13:52
Feb. 2	vs. LA	DND		
Feb. 4	vs. SJ	0-0	0/0	14:45
Feb. 6	@ COL	0-0	0/0	17:21
Feb. 8	@ DAL	DND		
Feb. 9	@ STL	MIN		
Feb. 12	@ CHI	MIN		
Feb. 15	@ DET	MIN		
Feb. 16	@ NSH	MIN		
Feb. 18	vs. CBJ	MIN		
Feb. 24	vs. COL	MIN		
Feb. 25	@ LA	MIN		
Feb. 27	vs. NSH	MIN		
Mar. 1	vs. MIN	MIN		
Mar. 2	@ PHX	MIN		
Mar. 4	@ PHX	MIN		
Mar. 6	vs. PHX	MIN		
Mar. 8	vs. CGY	MIN		
Mar. 10	vs. STL	MIN		
Mar. 12	@ MIN	MIN		
Mar. 14	@ DAL	MIN		
Mar. 16	@ STL	MIN		
Mar. 18	vs. SJ	MIN		
Mar. 20	vs. CHI	MIN		
Mar. 22	vs. DET	MIN		
Mar. 24	vs. DET	MIN		
Mar. 25	vs. SJ	MIN		
Mar. 27	@ SJ	MIN		
Mar. 29	@ CHI	MIN		
Mar. 31	@ CBJ	MIN		
Apr. 1	@ DAL	MIN		
Apr. 3	vs. DAL	MIN		
Apr. 5	vs. DAL	MIN		
Apr. 7	vs. LA	MIN		
Apr. 8	vs. EDM	MIN		
Apr. 10	vs. COL	MIN		
Apr. 13	@ LA	MIN		
Apr. 17	vs. CBJ	1-0	2/0	18:12
Apr. 19	@ CGY	0-0	0/0	14:35
Apr. 21	@ EDM	0-0	1/0	15:25
Apr. 22	@ EDM	1-0	2/2	15:48
Apr. 25	@ VAN	0-0	0/0	16:35
Apr. 27	vs. PHX	DND		

WINNIK

Jan. 19	@ VAN	2-0	3/2	19:03
Jan. 21	@ CGY	2-1	3/3	17:04
Jan. 25	vs. VAN	0-0	3/0	16:31
Jan. 26	vs. NSH	1-0	2/1	20:04
Jan. 29	@ SJ	0-1	2/1	17:12
Feb. 1	vs. MIN	0-0	2/0	17:57
Feb. 2	vs. LA	0-0	2/0	18:54
Feb. 4	vs. SJ	0-0	1/1	17:17
Feb. 6	@ COL	0-1	1/1	16:44
Feb. 8	@ DAL	0-0	2/0	15:14
Feb. 9	@ STL	0-1	3/0	16:18
Feb. 12	@ CHI	0-0	1/0	18:47
Feb. 15	@ DET	0-0	2/1	16:35
Feb. 16	@ NSH	0-0	3/0	18:04
Feb. 18	vs. CBJ	0-0	3/1	16:04
Feb. 24	vs. COL	0-0	5/0	18:33
Feb. 25	@ LA	0-0	1/2	16:58
Feb. 27	vs. NSH	0-0	0/0	16:29
Mar. 1	vs. MIN	0-1	2/1	17:36
Mar. 2	@ PHX	0-1	1/3	15:19
Mar. 4	@ PHX	0-0	1/1	20:34
Mar. 6	vs. PHX	0-0	0/0	18:00
Mar. 8	vs. CGY	1-0w	3/1	15:10
Mar. 10	vs. STL	0-0	0/0	15:06
Mar. 12	@ MIN	0-1	2/1	19:31
Mar. 14	@ DAL	0-1	1/1	16:31
Mar. 16	@ STL	0-0	0/1	17:12
Mar. 18	vs. SJ	0-2	3/1	17:11
Mar. 20	vs. CHI	0-1	1/2	19:49
Mar. 22	vs. DET	0-0	1/3	13:42
Mar. 24	vs. DET	0-0	2/0	17:05
Mar. 25	vs. SJ	0-0	3/1	12:41
Mar. 27	@ SJ	0-0	3/1	18:26
Mar. 29	@ CHI	0-0	4/0	20:04
Mar. 31	@ CBJ	0-0	1/0	17:13
Apr. 1	@ DAL	0-0	2/1	19:36
Apr. 3	vs. DAL	0-1	2/2	17:48
Apr. 5	vs. DAL	0-0	1/2	13:51
Apr. 7	vs. LA	0-0	4/0	16:54
Apr. 8	vs. EDM	0-1	5/2	16:57
Apr. 10	vs. COL	0-0	2/1	12:55
Apr. 13	@ LA	0-0	1/0	13:59
Apr. 17	vs. CBJ	0-0	1/1	13:16
Apr. 19	@ CGY	0-0	2/0	14:15
Apr. 21	@ EDM	0-0	1/0	18:34
Apr. 22	@ EDM	0-0	1/0	14:07
Apr. 25	@ VAN	0-0	3/1	17:07
Apr. 27	vs. PHX	0-0	3/1	13:24



2012-13 SCORING BREAKDOWN

Player	Pos	HOME					ROAD					TOTALS				
		GP	G	A	P	+/-	GP	G	A	P	+/-	GP	G	A	P	+/-
Ryan Getzlaf	C	21	9	21	30	+12	23	6	13	19	+2	44	15	34	49	+14
Corey Perry	R	22	8	12	20	+9	22	7	9	16	+1	44	15	21	36	+10
Bobby Ryan	L	24	6	12	18	+4	22	5	7	12	-1	46	11	19	30	+3
Saku Koivu	C	24	2	9	11	-5	23	6	10	16	+9	47	8	19	27	+4
Teemu Selanne	R	24	8	4	12	-8	22	4	8	12	-2	46	12	12	24	-10
Francois Beauchemin	D	24	4	10	14	+8	24	2	8	10	+11	48	6	18	24	+19
Andrew Coglian	C	24	3	4	7	-2	24	10	6	16	+16	48	13	10	23	+14
Kyle Palmieri	R	20	8	6	14	0	22	2	5	7	+2	42	10	11	21	+2
Daniel Winnik	C	24	2	6	8	+1	24	4	7	11	+12	48	6	13	19	+13
Sheldon Souray	D	22	4	6	10	+6	22	3	4	7	+13	44	7	10	17	+19
Matt Beleskey	L	22	2	3	5	+3	20	6	2	8	-1	42	8	5	13	+2
Nick Bonino	C	12	4	2	6	-2	15	1	6	7	-1	27	5	8	13	-3
Cam Fowler	D	21	0	5	5	-2	16	1	5	6	-2	37	1	10	11	-4
Emerson Etem	R	19	2	6	8	+3	19	1	1	2	+4	38	3	7	10	+7
Ben Lovejoy	D	14	0	4	4	+3	18	0	6	6	+3	32	0	10	10	+6
Luca Sbisa	D	22	0	5	5	+2	19	1	2	3	-2	41	1	7	8	0
Bryan Allen	D	20	0	3	3	-3	21	0	3	3	+4	41	0	6	6	+1
Toni Lydman	D	18	0	0	0	-1	17	0	6	6	0	35	0	6	6	-1
David Steckel	C	10	1	3	4	-1	11	0	2	2	+3	21	1	5	6	+2
Peter Holland	C	13	3	1	4	+1	8	0	1	1	+3	21	3	2	5	+4
Radek Dvorak	R	4	3	0	3	+1	5	1	0	1	+1	9	4	0	4	+2
Patrick Maroon	L	5	0	1	1	-1	8	2	0	2	0	13	2	1	3	-1
Sami Vatanen	D	3	1	0	1	+1	5	1	0	1	+2	8	2	0	2	+3
Brad Staubitz	R	6	0	1	1	-1	9	1	0	1	+1	15	1	1	2	0
Brandon McMillan	L	2	0	0	0	-1	4	0	1	1	0	6	0	1	1	-1
Matthew Lombardi	C	5	0	0	0	-2	2	0	0	0	0	7	0	0	0	-2
Devante Smith-Pelly	R	4	0	0	0	-3	3	0	0	0	-1	7	0	0	0	-4
Rickard Rakell	R	1	0	0	0	-1	3	0	0	0	-1	4	0	0	0	-2
Jordan Hendry	D	-	-	-	-	-	2	0	0	0	0	2	0	0	0	0

		GP	W	L	OT	GA	MIN	SAVES	SHOTS	GAA	SV%
Jonas Hiller	Home Totals	12	8	3	0	29	679	272	301	2.56	.904
	Road Totals	14	7	3	4	30	819	344	374	2.20	.920
	Season Totals	26	15	6	4	59	1498	616	976	2.36	.913
		GP	W	L	OT	GA	MIN	SAVES	SHOTS	GAA	SV%
Viktor Fasth	Home Totals	14	8	4	1	30	772	336	366	2.33	.918
	Road Totals	11	7	2	1	22	656	273	295	2.01	.925
	Season Totals	25	15	6	2	52	1428	609	661	2.18	.921

2012-13 ANAHEIM DUCKS SEASON HIGHS & LOWS

2012-13 DUCKS RECORD BY DAYS OF THE WEEK

MONDAY	TUESDAY	WEDNESDAY	THURSDAY	FRIDAY	SATURDAY	SUNDAY
7-2-2	2-0-0	5-2-1	2-0-0	5-5-0	5-2-2	4-1-1

DUCKS RECORD THIS SEASON WHEN:

Scoring no goals:	0-2-0	Allowing no goals:	5-0-0
Scoring one goal:	0-7-2	Allowing one goal:	9-0-0
Scoring two goals:	6-1-2	Allowing two goals:	9-2-2
Scoring three goals:	10-2-0	Allowing three goals:	4-3-2
Scoring four goals:	6-0-2	Allowing four goals:	2-3-0
Scoring five goals or more:	8-0-0	Allowing five goals or more:	1-4-2
Overall	30-12-6	Overall	30-12-6

DUCKS MISCELLANEOUS RECORDS:

When scoring a PP goal:	15-3-3	When not scoring a PP goal:	15-9-3
Not allowing a PP goal:	16-4-4	Allowing a PP goal:	14-8-2
Winning 50% or more faceoffs:	10-4-0	Winning less than 50% of faceoffs:	20-8-6
Day Games (before 5 pm):	0-0-0	Night Games	30-12-6
First Game of back-to-back:	6-3-1	Second Game of back-to-back:	7-2-1

BREAKDOWN OF DUCKS RESULTS - 2012-13

	RECORD			GOALS			POWER PLAY			PENALTY KILLING		
	W	L	OT	PTS	GF	GA	PPG	ATT	%	PPGA	TSH	%
Games 1-10:	7	2	1	15	32	25	8	33	24.2	11	38	71.1
Games 11-20:	8	1	1	17	35	28	10	29	34.5	6	32	81.3
Games 21-30:	7	1	2	16	28	20	2	23	8.7	6	32	81.3
Games 31-40:	5	4	1	11	22	23	4	26	15.7	4	33	87.9
Games 41-48:	3	4	1	7	17	19	5	24	20.8	3	27	88.9
Overall:	30	12	6	66	134*	115*	29	135	21.5	30	162	81.5

*Does not include shootout goals



2012-13 TRANSACTIONS

Jan. 15, 2013	Signed RW Pierre-Luc Letourneau-Leblond to a one-year contract. Recalled G Frederik Andersen from Norfolk (AHL). Assigned RW Pierre-Luc Letourneau-Leblond and G Viktor Fasth to Norfolk.
Jan. 16, 2013	Assigned G John Gibson to Kitchener (OHL). Assigned RW Emerson Etem , D Nate Guenin , G Jeff Deslauriers and LW Patrick Maroon to Norfolk (AHL). Signed RW Troy Bodie , LW Jay Rosehill and D Ryan Parent to one-year contracts.
Jan. 17, 2013	Assigned RW Dan Sexton to Norfolk (AHL).
Jan. 20, 2013	Recalled G Viktor Fasth from Norfolk (AHL). Reassigned G Frederik Andersen to Norfolk.
Jan. 25, 2013	Reassigned D Sami Vatanen to Norfolk (AHL).
Jan. 27, 2013	Recalled RW Emerson Etem and Sami Vatanen from Norfolk (AHL). Reassigned D Jordan Hendry and C Peter Holland to Norfolk.
Feb. 5, 2013	Assigned RW Devante Smith-Pelly to Norfolk (AHL).
Feb. 6, 2013	Recalled D Jordan Hendry from Norfolk (AHL). Acquired D Ben Lovejoy from Pittsburgh in exchange for a fifth-round selection in the 2014 NHL Entry Draft.
Feb. 9, 2013	Recalled G Jeff Deslauriers from Norfolk (AHL). Reassigned defensemen Sami Vatanen and Jordan Hendry to Norfolk.
Feb. 11, 2013	Recalled D Nate Guenin from Norfolk (AHL).
Feb. 13, 2013	Recalled C Peter Holland and LW Patrick Maroon from Norfolk (AHL). Reassigned RW Emerson Etem to Norfolk and RW Rickard Rakell to Plymouth (OHL).
Feb. 19, 2013	Reassigned D Nate Guenin to Norfolk (AHL) and G Jeff Deslauriers to Fort Wayne (ECHL).
Feb. 20, 2013	Signed G Viktor Fasth to a two-year contract extension.
Feb. 26, 2013	Recalled RW Emerson Etem from Norfolk (AHL). Reassigned C Peter Holland to Norfolk.
Mar. 2, 2013	Signed C Joseph Cramarossa to a three-year, entry-level contract.
Mar. 4, 2013	Recalled LW Brandon McMillan from Norfolk (AHL).
Mar. 5, 2013	Signed C Charlie Sarault to a three-year entry-level contract. Recalled C Peter Holland from Norfolk (AHL). Reassigned RW Patrick Maroon to Norfolk (AHL).
Mar. 6, 2013	Signed D Kevin Gagne to a three-year entry-level contract.
Mar. 8, 2013	Signed C Ryan Getzlaf to an eight-year contract extension.
Mar. 11, 2013	Recalled RW Patrick Maroon and RW Devante Smith-Pelly from Norfolk (AHL). Acquired C Kyle Wilson from Tampa Bay in exchange for RW Dan Sexton.



Mar. 12, 2013	Recalled G Jeff Deslauriers from Fort Wayne (ECHL). Reassigned RW Devante Smith-Pelly to Norfolk (AHL).
Mar. 15, 2013	Acquired C David Steckel from Toronto in exchange for RW Ryan Lasch and a seventh-round selection in the 2014 NHL Entry Draft. Reassigned LW Patrick Maroon to Norfolk (AHL) and G Jeff Deslauriers to Fort Wayne (ECHL).
Mar. 18, 2013	Signed RW Corey Perry to an eight-year contract extension.
Mar. 21, 2013	Reassigned LW Brandon McMillan to Norfolk (AHL). Signed LW Patrick Maroon two a two-year contract extension.
Mar. 24, 2013	Signed RW Radek Dvorak to a one-year contract.
Apr. 1, 2013	Acquired LW Harry Zolnierczyk from Philadelphia in exchange for LW Jay Rosehill.
Apr. 3, 2013	Acquired C Matthew Lombardi from Phoenix in exchange for LW Brandon McMillan. Traded G Jeff Deslauriers to Minnesota in exchange for future considerations.
Apr. 4, 2013	Signed F Steven Whitney to a two-year entry-level contract.
Apr. 5, 2013	Signed D Andrew O'Brien to a three-year entry-level contract. Recalled G Igor Bobkov from Norfolk (AHL).
Apr. 8, 2013	Reassigned G Igor Bobkov to Norfolk (AHL).
Apr. 10, 2013	Signed LW John Kurtz to a one-year entry-level contract.
Apr. 15, 2013	Reassigned C Peter Holland to Norfolk (AHL).
Apr. 16, 2013	Recalled D Sami Vatanen and D Jordan Hendry from Norfolk (AHL).
Apr. 16, 2013	Signed C Antoine Laganeire to a two-year entry-level contract.
Apr. 18, 2013	Reassigned D Jordan Hendry to Norfolk (AHL).
Apr. 19, 2013	Recalled G Igor Bobkov from Norfolk (AHL).
Apr. 24, 2013	Recalled RW Devante Smith-Pelly , G Frederik Andersen and LW Patrick Maroon from Norfolk (AHL). Reassigned G Igor Bobkov to Norfolk (AHL).
Apr. 27, 2013	Recalled D Mat Clark , LW Max Friberg , G John Gibson , D Nate Guenin , D Jordan Hendry , C Peter Holland , D Hampus Lindholm and LW Harry Zolnierczyk from Norfolk (AHL).
Apr. 28, 2013	Recalled RW Rickard Rakell from Plymouth (OHL).
May 1, 2013	Recalled G Igor Bobkov from Norfolk (AHL).



2011-12 ANAHEIM DUCKS



Front Row (L-R) Jonas Hiller, Executive Vice President/COO Tim Ryan, Senior Vice President of Hockey Operations David McNab, Executive Vice President/General Manager Bob Murray, Owner Henry Samueli, Teemu Selanne, Ryan Getzlaf, Saku Koivu, Owner Susan Samueli, CEO Michael Schulman, Head Coach Bruce Boudreau, Dan Ellis, Jeff Deslauriers. **Second Row (L-R)** Vice President - The Rinks Art Trottier, Vice President of Human Resources Jay Scott, AAM Vice President of Operations Kevin Starkey, Director of Player Personnel Rick Paterson, Video Coordinator Joe Piscotty, Francois Beauchemin, Jason Blake, Lubomir Visnovsky, Andrew Cogliano, Assistant Coach Bob Woods, Assistant Coach Brad Lauer, Vice President of Multi-Media and Community Development Aaron Teats, Vice President of Finance/CFO Doug Heller, AAM Vice President of Finance Angela Wergechik. **Third Row (L-R)** Assistant Equipment Manager Chris Aldrich, Equipment Manager Doug Shearer, Goaltending Consultant Pete Peeters, Niklas Hagman, Bobby Ryan, Corey Perry, Toni Lydman, Sheldon Brookbank, Cam Fowler, Strength & Conditioning Coach Sean Skahan, Head Athletic Trainer Tim Clark, Assistant Athletic Trainer Rick Burnill. **Back Row (L-R)** Equipment Assistant Chris Kincaid, Kyle Palmieri, Devante Smith-Pelly, Nate Guenin, George Parros, Luca Sbisa, Nick Bonino, Matt Beleskey, Rod Pelley, Massage Therapist James Parida.

POSTSEASON NOTES IN PLAYOFF SECTION

2011-12:

The Anaheim Ducks finished the 2011-12 season with a 34-36-12 mark for 80 points...the club had the fifth-best record in the Western Conference with 54 points (24-15-6) from Jan. 1 to the end of the season...the club went 14-6-1 in its last 21 contests played at Honda Center (.690 win percentage)...over the last 44 games overall, Anaheim went 24-14-6...from the start of 2012, Corey Perry ranked fourth in goals with 23 (PIT's Malkin had 35, TB's Stamkos had 34 and NJ's Kovalchuk had 24)...in addition, Jonas Hiller co-led the league in starts and appearances (41), and ranked sixth in wins (20) and GAA (2.11).

BREAKING RECORDS

Teemu Selanne (41 years old) completed his 20th NHL season and 13th with the Ducks, scoring 26-40=66 points in 82 games...his 26 goals made him the second-oldest player in NHL history to have 26+ goals in a single season...Selanne joined Gordie Howe as the oldest two players to have at least 60 points in one season...in addition, Selanne's 17, 20+goal seasons tied for the fifth-most in NHL history (many players)...his 82 games played made him the oldest player in NHL history (41 yrs, 279 days) to have appeared in all 82 games in a single season...only Nicklas Lidstrom (40 yrs, 347 days in 2010-11), Dave Andreychuk (40 yrs, 187 days in 2003-04), Mark Messier (40 yrs, 79 days in 2000-01) and Ron Francis (40 yrs, 36 days in 2002-03) appeared in all 82 games above the age 40.

BOUDREAU TAKES THE REINS

Bruce Boudreau was named the eighth head coach of the Anaheim Ducks on Nov. 30...the Ducks were 27-23-8 under his leadership...he finished the 2011-12 season with a 228-111-48 record in 387 career NHL games with both Anaheim and Washington for a .651 win percentage.

ANOTHER BIG YEAR

Corey Perry led the Ducks with 37 goals, leading all Western Conference players and ranking tied for sixth in the NHL...the 2010-11 Hart Trophy Winner had 15 goals in his last 32 games (post All-Star break)...Perry also ranked tied for third in the NHL in PPG (14).

MORE SELANNE

Teemu Selanne surpassed Luc Robitaille on Mar. 25 vs. Boston for sole possession of fourth in all-time PPG at 248...in addition, his GWG on Mar. 14 vs. Detroit accounted for his 1,400th career point, as he became just the third European-born player to reach the milestone (Jaromir Jagr 1,653 and Stan Mikita, 1,467)...on Mar. 12, Selanne's goal moved him past childhood idol and fellow Finn Jari Kurri (1,398 career points) for sole possession of 19th in all-time points (second among active players behind Jagr)...at the close of the season, Selanne ranked 12th on the NHL's all-time goal scoring list (second among active players behind Jagr), 42nd in assists (fourth among active players) and sixth in career GWG (second among active players behind Jagr).


2011-12 GAME-BY-GAME



#	Date	Team	W-L-OT	Record	GF-GA	Scorers	W Goal	PP	PK	SF-SA	W-L Gldr.	Attend.
1	10/07/2011	@ BUFFALO	L	00-01-00	1-4	34	23	0-5	2-4	30-25	30 / 1	13349
2	10/08/2011	NY RANGERS	W**	01-01-00	2-1	7	9	0-6	7-7	28-15	1 / 30	13800
3	10/14/2011	SAN JOSE	W	02-01-00	1-0	49	0	0-2	4-4	23-31	1 / 1	17243+
4	10/16/2011	ST. LOUIS	W	03-01-00	4-2	9,23,10P,9	10	1-4	4-4	23-30	1 / 41	14555
5	10/17/2011	@ SAN JOSE	W	04-01-00	3-2	8P,8,10	10	1-3	5-6	22-43	38 / 31	17562+
6	10/21/2011	DALLAS	L	04-02-00	1-3	10P	63	1-5	1-1	36-19	32 / 1	12919
7	10/23/2011	PHOENIX	L	04-03-00	4-5	17,15,6,15	3	0-4	3-3	33-35	41 / 1	13240
8	10/25/2011	@ CHICAGO	O**	04-03-01	2-3	15P,8	88	1-6	3-3	31-35	50 / 1	21247+
9	10/27/2011	@ MINNESOTA	W	05-03-01	3-2	10P,9,15P	15	2-6	3-5	16-25	1 / 32	15723
10	10/29/2011	@ NASHVILLE	L	05-04-01	0-3		27	0-1	5-6	20-29	35 / 1	16395
11	10/30/2011	@ COLUMBUS	L	05-05-01	1-3	9	19	0-3	2-3	20-21	1 / 38	16022
12	11/01/2011	@ WASHINGTON	O*	05-05-02	4-5	11,8,8,10P	19	1-1	3-3	15-40	29 / 1	18506+
13	11/03/2011	@ NY RANGERS	O**	05-05-03	1-2	9	10	0-2	4-4	28-25	30 / 1	18200+
14	11/05/2011	@ DETROIT	L	05-06-03	0-5		55	0-5	3-4	22-50	35 / 1	20066+
15	11/09/2011	NASHVILLE	L	05-07-03	2-4	77,23	10	0-5	3-3	33-32	35 / 1	13529
16	11/11/2011	VANCOUVER	W	06-07-03	4-3	11,7P,10P,7,4	0	2-5	4-5	21-41	1 / 1	17339+
17	11/13/2011	MINNESOTA	L	06-08-03	2-3	4,4	46	0-3	4-4	34-26	32 / 1	13803
18	11/16/2011	@ LOS ANGELES	O**	06-08-04	1-2	8P	14	1-4	5-6	24-37	32 / 1	18118+
19	11/17/2011	LOS ANGELES	L	06-09-04	3-5	7,10P,7	11	1-4	3-4	38-36	32 / 38	15412
20	11/20/2011	DETROIT	L	06-10-04	2-4	11,8P	23	1-5	6-6	34-30	35 / 1	17229+
21	11/23/2011	@ PHOENIX	L	06-11-04	2-4	11,10	17	0-2	7-8	21-29	41 / 1	9124
22	11/25/2011	CHICAGO	L	06-12-04	5-6	9,7,8P,10	19	1-3	5-7	28-42	50 / 38	17174+
23	11/27/2011	TORONTO	L	06-13-04	2-5	23P,10	46	1-2	3-4	28-28	50 / 1	13685
24	11/30/2011	MONTREAL	W	07-13-04	4-1	15,77P,10P,12	77	2-7	7-7	27-20	1 / 30	13237
25	12/02/2011	PHILADELPHIA	O*	07-13-05	3-4	7P,8,41	28	1-3	6-9	22-47	30 / 1	15975
26	12/04/2011	MINNESOTA	L	07-14-05	3-5	15P,11,4	25	1-3	2-3	27-36	37 / 1	14002
27	12/06/2011	LOS ANGELES	W	08-14-05	3-2	9,10,9	9	0-2	2-2	27-39	1 / 32	14419
28	12/08/2011	@ ST. LOUIS	L	08-15-05	2-4	9,77	74	0-2	1-1	23-24	41 / 1	18596
29	12/10/2011	@ NASHVILLE	L	08-16-05	2-3	41,23	22	0-2	3-4	17-28	35 / 38	17113+
30	12/14/2011	PHOENIX	W	09-16-05	4-1	14,12P,12,51	12	1-4	2-3	28-20	1 / 41	13428
31	12/16/2011	@ CHICAGO	L	09-17-05	1-4	8	81	0-3	2-3	25-24	30 / 1	21528+3
32	12/17/2011	@ WINNIPEG	L	09-18-05	3-5	12,10,10P	16	1-4	1-2	36-31	50 / 38	15004+3
33	12/19/2011	@ DALLAS	L	09-19-05	3-5	8P,17P,63	73	2-3	3-5	28-33	31 / 1	13720
34	12/22/2011	@ LOS ANGELES	O**	09-19-06	2-3	12,17	23	0-3	4-4	22-34	32 / 1	18118+
35	12/26/2011	@ SAN JOSE	W	10-19-06	3-2	5,9,7	7	0-2	2-2	23-38	1 / 31	17562+
36	12/29/2011	VANCOUVER	L	10-20-06	2-5	9,63	21	0-6	1-1	32-31	35 / 1	17544+
37	12/31/2011	COLORADO	L	10-21-06	2-4	17,9	17	0-2	1-2	20-26	35 / 1	15119
38	01/04/2012	SAN JOSE	L	10-22-06	1-3	10	78	0-4	4-4	27-36	31 / 1	14596
39	01/06/2012	NY ISLANDERS	W	11-22-06	4-2	9,9,5,15,8	15	0-2	3-3	20-21	1 / 20	13892
40	01/08/2012	COLUMBUS	W	12-22-06	7-4	7,10,8P,11,10P,8,10	10	2-5	2-3	27-18	0 / 30	13053
41	01/10/2012	DALLAS	W	13-22-06	5-2	11,5,11,3P,11	11	0-3	3-3	26-28	43 / 32	12152
42	01/12/2012	@ CALGARY	O*	13-22-07	0-1		19	0-1	2-2	23-19	34 / 1	19289+
43	01/13/2012	@ EDMONTON	W	14-22-07	5-0	33,8P,9,10,10P	33	2-3	2-2	28-33	1 / 35	16839+
44	01/15/2012	@ VANCOUVER	W	15-22-07	4-2	63,9,33,33P	33	1-3	2-3	34-23	1 / 1	18890+
45	01/18/2012	PHOENIX	W	16-22-07	6-2	12,23P,23,33,3P,10S	23	1-1	4-1	21-27	1 / 41	12281
46	01/21/2012	OTTAWA	W	17-22-07	2-1	10,17	17	0-3	2-2	29-32	1 / 41	15500
47	01/22/2012	COLORADO	W	18-22-07	3-2	95,15P,9	9	1-3	3-4	18-45	1 / 35	14004
48	01/24/2012	@ DALLAS	L	18-23-07	0-1		33	0-2	0-0	27-16	32 / 1	12141
49	01/31/2012	@ PHOENIX	W	19-23-07	4-1	7,7,7,8P	7	1-3	3-3	30-26	1 / 41	10579
50	02/01/2012	DALLAS	L	19-24-07	2-6	39,5	14	0-4	2-3	35-26	32 / 1	12701
51	02/03/2012	COLUMBUS	O*	19-24-08	2-3	8,8P	16	1-5	3-4	35-21	30 / 1	13358
52	02/06/2012	CALGARY	W**	20-24-08	3-2	9,39	12	0-5	3-4	33-26	1 / 34	12096
53	02/08/2012	CAROLINA	W**	21-24-08	3-2	63,11,10	10	0-1	2-2	34-33	1 / 30	12675
54	02/10/2012	@ DETROIT	O**	21-24-09	1-2	16	44	0-7	6-6	30-24	31 / 1	20066+
55	02/12/2012	@ COLUMBUS	W	22-24-09	5-3	10,10P,33,9P,10P	9	3-4	3-5	35-27	1 / 1	14033
56	02/14/2012	@ MINNESOTA	W	23-24-09	2-1	12,10	10	0-4	2-3	25-18	1 / 37	17552
57	02/15/2012	@ PITTSBURGH	W	24-24-09	2-1	10,8	8	0-3	1-1	29-26	1 / 29	18482+
58	02/17/2012	@ NEW JERSEY	O**	24-24-10	2-3	10,21	26	0-3	1-1	38-27	30 / 1	15312
59	02/19/2012	@ FLORIDA	W	25-24-10	2-0	8,12	8	0-2	4-4	27-31	1 / 60	15945
60	02/21/2012	@ TAMPA BAY	L	25-25-10	2-3	11,9	16	0-2	1-2	30-16	32 / 1	18309
61	02/23/2012	@ CAROLINA	W**	26-25-10	3-2	5,10P	11	1-5	1-2	37-32	1 / 35	16564
62	02/26/2012	CHICAGO	W	27-25-10	3-1	7,21,8P	21	1-3	2-3	38-19	1 / 30	17601+
63	02/27/2012	@ COLORADO	L	27-26-10	1-4	9P	37	1-3	1-1	28-23	1 / 1	15133
64	02/29/2012	BUFFALO	L	27-27-10	0-2		9	0-2	4-5	43-24	30 / 1	14972
65	03/02/2012	CALGARY	W	28-27-10	3-2	9,10,15	15	0-4	4-5	38-29	1 / 37	16431
66	03/03/2012	@ LOS ANGELES	L	28-28-10	2-4	21,77	77	0-4	2-4	31-20	32 / 1	18301+
67	03/05/2012	EDMONTON	W	29-28-10	4-2	33P,9,10,10	10	1-2	0-1	30-26	1 / 35	13596
68	03/08/2012	@ ST. LOUIS	L	29-29-10	1-3	10	21	0-3	2-4	25-27	41 / 1	19150+
69	03/10/2012	@ DALLAS	L	29-30-10	0-2	10	0-4	4-5	21-23	32 / 1	18228	
70	03/12/2012	@ COLORADO	O*	29-30-11	2-3	23,8P	92	1-1	1-1	40-33	1 / 1	15045
71	03/14/2012	DETROIT	W	30-30-11	4-0	8,51,9,51	8	0-2	3-3	24-23	1 / 31	16331
72	03/16/2012	LOS ANGELES	L	30-31-11	2-4	4P,5	14	1-3	3-3	20-43	32 / 1	17367+
73	03/18/2012	NASHVILLE	L	30-32-11	1-3	77,5	12	0-1	3-4	31-27	39 / 1	14978
74	03/19/2012	@ SAN JOSE	W	31-32-11	5-3	9,23P,10,34,51	34	1-2	2-3	40-30	43 / 31	17562+
75	03/21/2012	ST. LOUIS	W	32-32-11	4-3	4P,63,77,33	33	1-4	2-2	22-38	1 / 41	14494
76	03/25/2012	BOSTON	L	32-33-11	2-3	8P,17	12	0-3	2-2	27-25	1 / 1	17395+
77	03/28/2012	SAN JOSE	W	33-33-11	3-1	9,8,10	8	0-0	1-1	27-29	1 / 31	14780
78	03/31/2012	@ PHOENIX	L	33-34-11	0-4		23	0-6	1-4	44-29	41 / 43	15856
79	04/01/2012	EDMONTON	L	33-35-11	1-2	8	56	0-5	1-1	33-15	40 / 1	17266+
80	04/03/2012	@ VANCOUVER	O**	33-35-12	4-5	15,10P,14,77	23	1-3	5-5	24-39	35 / 1	18890+
81	04/05/2012	@ EDMONTON	W*	34-35-12	3-2	7,9,15	15	0-1	1-1	17-26	43 / 40	16839+
82	04/07/2012	@ CALGARY	L	34-36-12	2-5	9P,9	33	1-5	3-3	25-23	35 / 1	19289+

(* = OVERTIME, ** = SHOOTOUT, + = SELLOUT)

2010-11 ANAHEIM DUCKS



Front row (L-R): Jonas Hiller, Executive Vice President/COO Tim Ryan, Senior Vice President of Hockey Operations David McNab, Executive Vice President/General Manager Bob Murray, Owner Henry Samueli, Teemu Selanne, Ryan Getzlaf, Saku Koivu, Owner Susan Samueli, CEO Michael Schulman, Head Coach Randy Carlyle, Dan Ellis, Ray Emery **Second row:** Vice President - THE RINKS Art Trottier, Vice President of Human Resources Jay Scott, AAM Vice President of Operations Kevin Starkey, Video Coordinator Joe Trota, Goaltending Consultant Pete Peeters, Francois Beauchemin, Jason Blake, Todd Marchant, Lubomir Visnovsky, Assistant Coach Mike Foligno, Assistant Coach Dave Farrish, Vice President of Multi-Media and Community Development Aaron Teats, General Counsel Bernard Schneider, Vice President of Finance/CFO Doug Heller, AAM Vice President of Finance Angela Wergechuk **Third row:** Assistant Equipment Manager Chris Aldrich, Equipment Manager Doug Shearer, Brandon McMillan, Bobby Ryan, Andreas Lilja, Corey Perry, Toni Lydman, Dan Sexton, Strength & Conditioning Coach Sean Skahan, Head Athletic Trainer Tim Clark, Assistant Athletic Trainer Rick Burrill **Back row:** Equipment Assistant Chris Kincaid, Cam Fowler, Kyle Chipchura, Brad Winchester, George Parros, Andy Sutton, Luca Sbisa, Jarkko Ruutu, Sheldon Brookbank, Massage Therapist James Partida

POSTSEASON NOTES IN PLAYOFF SECTION

THE 2010-11 REGULAR SEASON

The Ducks finished the regular season with a record of 47-30-5 for 99 points, ranking second in the Pacific Division and fourth in the Western Conference...the club's 47 wins were tied for the second-most in franchise history (48 in 2006-07 and 47 in 2007-08).

ANOTHER STRONG FINISH

With 20 games left, the Ducks were 32-25-5 with 69 points and ranked 11th in the Western Conference...the Ducks went 15-5-0 over the last 20 games, climbing to fourth in the West...during that stretch, **Corey Perry** led the NHL in goals and points (19-12-31 with a +12)...the Ducks also won their last two games, 10 of their last 13 (10-3-0), and went 29-13-1 over the last 43 contests.

PERRY WINS THE HART

Corey Perry won the 2010-11 Hart Memorial Trophy as "the player adjudged to be the most valuable to his team"...Perry was the first player from a Southern California team to win the Hart Trophy since Hall-of-Famer Wayne Gretzky earned the honor with Los Angeles in 1989...Perry was also just the third player from a California team to win the Hart, joining Gretzky and San Jose's Joe Thornton (2006)...his 50 goals also won him the Maurice "Rocket" Richard Trophy as the league's top goal scorer...he tied for the league lead in GWG (11, also Ovechkin), finished third in points (98), and tied for fifth in PPG (14) and SHG (4)

MORE PERRY

Perry's 50 goals were the most by a Ducks player since Teemu Selanne scored 52 during the 1997-98 season...he became the third player in franchise history to reach the 50-goal mark and the first in the Western Conference to score 50-or-more since Calgary's Jarome Iginla in 2007-08 (50)...Perry established numerous franchise records in 2010-11, including game-winning goals, third-period goals, and shorthanded goals.

BETTER WITH AGE

Teemu Selanne (40 years old in 2010-11) recorded 31-49=80 points in 73 games...25 of Selanne's 31 goals came in a tied game or a one-goal contest...he was one of 15 NHL players to average over one point-per-game (eighth with 1.10)...the second-oldest player on that list was Tampa Bay's Martin St. Louis (35 yrs.) who averaged 1.21 points-per-game...Selanne ranked third in the NHL with 16 PPG and tied for eighth in overall scoring...only two players in NHL history age 40+ have recorded more points: (Gordie Howe (DET), 1968-98, 103 pts., 40 yrs, 276 days; Johnny Bucyk (BOS), 1975-76, 83 pts., 40 yrs, 234 days...on Mar. 28 vs. Colorado, he became the first player in history age 40+ to record three goals and five points (3-2=5) in a single game and the fourth-oldest player in NHL history to record a 3+ goal game (also Howe, Bucyk & Lidstrom).

VISNOVSKY LEADS THE PACK

Lubomir Visnovsky led NHL defensemen in scoring (68), assists (50) and points-per-game (.84), and ranked second in goals (18).

HILLER SHINES BEFORE SEASON CUT SHORT

Jonas Hiller went 26-16-5 with five shutouts, a 2.56 GAA and .924 SV% before having his season cut short due to vertigo symptoms...he made only three appearances following the All-Star break, missing a total of 27 games during the second half of the season...Hiller finished tied for fifth among NHL goaltenders in SV% (.924)...he was named to the NHL 2010-11 All-Star team, the lone goaltender to represent the Western Conference...he was the second Swiss-born player to appear in an NHL All-Star Game (also Mark Streit in 2009).

2010-11 GAME-BY-GAME



#	Date	Team	W-L-OT	Record	GF-GA	Scorers	W Goal	PP	PK	SF-SA	W-L Gldr.	Attend.
1	10/08/2010	@ DETROIT	L	00-01-00	0-4		93	0-1	6-6	21-43	35 / 1	20066+
2	10/09/2010	@ NASHVILLE	L	00-02-00	1-4	11	26	0-3	6-7	37-49	35 / 1	17113+
3	10/11/2010	@ ST. LOUIS	L	00-03-00	1-5	11P	10	1-4	8-9	14-53	41 / 1	19150+
4	10/13/2010	VANCOUVER	W	01-03-00	4-3	15P,8P,10	9	2-5	1-3	32-39	1 / 1	17174+
5	10/15/2010	ATLANTA	O**	01-03-01	4-5	10P,32,8P,15P	34	3-7	1-4	41-33	50 / 1	31213
6	10/17/2010	PHOENIX	W	02-03-01	3-2	54,32,10	10	0-3	2-2	35-38	1 / 1	13574
7	10/20/2010	@ COLUMBUS	L	02-04-01	1-3	8	61	0-5	3-3	32-22	1 / 1	9802
8	10/21/2010	@ PHILADELPHIA	W	03-04-01	3-2	17,33,15	15	0-4	5-5	22-42	31 / 35	19012
9	10/23/2010	@ DETROIT	L	03-05-01	4-5	9,20,26,8	13	0-1	2-3	25-41	35 / 31	19401
10	10/26/2010	@ DALLAS	W	04-05-01	5-2	9,9,16,8P,10	16	1-3	4-5	26-37	1 / 32	12378
11	10/29/2010	NEW JERSEY	L	04-06-01	1-2	33P	26	1-3	4-4	28-27	30 / 1	14724
12	10/30/2010	@ SAN JOSE	L	04-07-01	2-5	15P,10P	15	2-3	4-6	24-41	30 / 31	17562+
13	11/03/2010	TAMPA BAY	W*	05-07-01	3-2	8P,51,15	15	1-5	3-4	30-34	1 / 38	13034
14	11/05/2010	PITTSBURGH	W	06-07-01	3-2	9,15,11	11	0-2	3-4	19-32	1 / 29	17174+
15	11/07/2010	NASHVILLE	W	07-07-01	5-4	8,11,17,11P,23	22	1-3	4-4	37-24	1 / 39	13520
16	11/09/2010	@ SAN JOSE	W*	08-07-01	3-2	33,10,17	17	0-2	4-4	20-41	1 / 30	17562+
17	11/10/2010	NY ISLANDERS	W	09-07-01	1-0	11	11	0-2	6-6	14-27	31 / 35	14393
18	11/12/2010	DALLAS	W	10-07-01	4-2	11,15,9P,9	9	1-3	2-2	37-29	1 / 32	13831
19	11/14/2010	@ CHICAGO	O*	10-07-02	2-3	10,10	25	0-2	2-4	26-43	50 / 1	21244+
20	11/16/2010	@ DALLAS	L	10-08-02	1-2	10P	91	1-6	4-5	27-26	32 / 1	13443
21	11/17/2010	@ MINNESOTA	O*	10-08-03	1-2	8P	20	1-1	1-1	28-27	32 / 31	16890
22	11/19/2010	COLUMBUS	L	10-09-03	3-4	11P,95,10	22	1-4	2-3	50-29	1 / 1	13667
23	11/21/2010	EDMONTON	L	10-10-03	2-4	9P,11	83	1-5	3-3	40-25	40 / 1	14267
24	11/26/2010	CHICAGO	L	10-11-03	1-4	42P	10	1-5	2-2	27-34	50 / 1	16146
25	11/27/2010	@ PHOENIX	W	11-11-03	6-4	33,9,9,64,10,9	10	0-3	5-6	25-34	1 / 30	12708
26	11/29/2010	LOS ANGELES	W	12-11-03	5-3	4P,33	4	1-2	3-3	19-27	1 / 32	17174+
27	12/01/2010	FLORIDA	W	13-11-03	2-0	16,15,16,10,9	10	0-1	0-2	29-32	1 / 29	12504
28	12/03/2010	DETROIT	L	13-12-03	0-4		93	0-3	1-1	41-29	35 / 1	15173
29	12/05/2010	PHOENIX	L	13-13-03	0-3		14	0-3	5-6	26-39	30 / 1	14062
30	12/07/2010	@ EDMONTON	W**	14-13-03	3-2	11,8	4	0-3	2-3	32-36	1 / 35	16839+
31	12/08/2010	@ VANCOUVER	O**	14-13-04	4-5	10P,19,8P,4	10	2-4	5-7	20-40	1 / 1	18860+
32	12/10/2010	CALGARY	W**	15-13-04	3-2	17,42	10	0-5	5-6	25-39	1 / 35	13775
33	12/12/2010	MINNESOTA	W	16-13-04	6-2	10,15,15P,10P,9,10P	15	2-6	3-4	36-22	1 / 32	14338
34	12/15/2010	@ WASHINGTON	W*	17-13-04	2-1	19P,15	15	1-2	2-2	24-32	1 / 1	18398+
35	12/16/2010	@ NY ISLANDERS	L	17-14-04	2-3	19P,33	26	1-5	2-3	32-29	39 / 31	7659
36	12/18/2010	@ CAROLINA	L	17-15-04	2-4	15,15P	12	1-7	1-3	45-32	30 / 1	16603
37	12/20/2010	@ BOSTON	W	18-15-04	3-0	64,17,10S	64	0-1	2-2	25-45	1 / 30	17565+
38	12/21/2010	@ BUFFALO	L	18-16-04	2-5	10P,10P	63	2-4	3-5	23-42	30 / 31	18690+
39	12/26/2010	@ LOS ANGELES	L	18-17-04	1-4	39	11	0-2	3-4	19-30	45 / 1	18313+
40	12/28/2010	@ PHOENIX	W	19-17-04	3-1	5,19,10	19	0-3	5-6	24-32	1 / 30	14032
41	12/31/2010	PHILADELPHIA	W	20-17-04	5-2	33,17,33P,9,17	33	1-2	2-2	27-37	1 / 35	17103
42	01/02/2011	CHICAGO	W	21-17-04	2-1	3,10	10	0-3	2-2	18-40	1 / 50	16004
43	01/05/2011	NASHVILLE	L	21-18-04	1-4	11	27	0-4	2-2	41-24	35 / 1	12216
44	01/07/2011	COLUMBUS	W	22-18-04	6-0	8P,8P,39,9,9P,64S	8	3-4	3-3	29-27	1 / 1	12815
45	01/09/2011	SAN JOSE	W	23-18-04	1-0	9	9	0-2	3-3	28-37	1 / 31	16172
46	01/12/2011	ST. LOUIS	W	24-18-04	7-4	9P,33,9,9,10,17P,64P	10	3-4	4-5	24-34	1 / 29	12499
47	01/15/2011	@ PHOENIX	L	24-19-04	2-6	39,10P	14	1-3	5-5	28-34	30 / 1	10951
48	01/16/2011	EDMONTON	W	25-19-04	3-2	5P,8P,8P	8	2-5	5-5	28-28	31 / 35	15764
49	01/18/2011	@ OTTAWA	W**	26-19-04	2-1	10	9	0-0	2-2	27-40	1 / 30	19515+
50	01/20/2011	@ TORONTO	L	26-20-04	2-5	42,64	42	0-2	2-2	28-37	35 / 1	19399+
51	01/22/2011	@ MONTREAL	W**	27-20-04	4-3	4P,9,10P	9	2-4	4-6	26-40	1 / 31	21273+
52	01/25/2011	@ COLUMBUS	W	28-20-04	3-2	8P,4P,33	33	2-3	3-5	22-37	1 / 1	11700
53	02/02/2011	SAN JOSE	L	28-21-04	3-4	19,4P,9	29	1-5	1-2	30-28	31 / 31	14486
54	02/05/2011	@ COLORADO	W	29-21-04	3-0	10P,10,10	10	1-6	3-3	29-25	31 / 31	16785
55	02/09/2011	@ VANCOUVER	W	30-21-04	4-3	33,64,9,9	9	0-2	0-1	24-38	31 / 35	18860+
56	02/11/2011	@ CALGARY	W*	31-21-04	5-4	11,11,64S,8P,4	4	1-1	3-3	30-25	31 / 34	19289+
57	02/13/2011	@ EDMONTON	W	32-21-04	4-0	8,64,9,9	8	0-4	2-2	22-12	1 / 40	16839+
58	02/16/2011	WASHINGTON	L	32-22-04	6-7	15P,8,32,10S,17,9	28	1-2	2-2	21-31	30 / 31	15579
59	02/18/2011	@ MINNESOTA	L	32-23-04	1-5	10	7	0-5	2-4	30-26	32 / 31	18967+
60	02/19/2011	@ ST. LOUIS	L	32-24-04	3-9	37,8,15	10	0-4	2-5	25-23	30 / 31	19150+
61	02/23/2011	LOS ANGELES	L	32-25-04	2-3	8,10	33	0-1	0-0	27-18	32 / 31	17174+
62	02/25/2011	MINNESOTA	O*	32-25-05	2-3	9,23	96	0-5	4-4	48-31	60 / 38	13617
63	02/27/2011	COLORADO	W	33-25-05	3-2	15,22,64P	64	1-5	1-1	32-24	38 / 31	14510
64	03/02/2011	DETROIT	W*	34-25-05	2-1	33,9	9	0-4	8-9	28-29	38 / 35	15098
65	03/04/2011	DALLAS	W*	35-25-05	4-3	17,17P,8,17P	17	2-3	2-3	29-26	38 / 32	12883
66	03/06/2011	VANCOUVER	L	35-26-05	0-3		27	0-4	2-3	26-16	35 / 38	16356
67	03/09/2011	NY RANGERS	W	36-26-05	5-2	10,17,17,9,10	17	0-3	2-3	33-32	38 / 30	14251
68	03/11/2011	@ COLORADO	W	37-26-05	6-2	11,15P,10,42,9,19	10	1-4	4-4	33-26	38 / 30	16244
69	03/13/2011	PHOENIX	L	37-27-05	2-5	10,10P	28	1-5	2-2	38-31	30 / 38	14326
70	03/16/2011	ST. LOUIS	W	38-27-05	2-1	33,33	33	0-3	1-2	24-31	29 / 41	12604
71	03/19/2011	@ LOS ANGELES	W*	39-27-05	2-1	64,10	10	0-3	6-6	25-32	29 / 32	18118+
72	03/20/2011	CALGARY	W*	40-27-05	5-4	15,10P,23,8P,10	10	2-3	3-4	33-41	38 / 35	15177
73	03/23/2011	@ DALLAS	W*	41-27-05	4-3	17P,10,8,4	4	1-3	2-3	26-26	29 / 32	16021
74	03/24/2011	@ NASHVILLE	L	41-28-05	4-5	10,8P,8P,10	11	2-6	3-3	38-28	35 / 38	17113+
75	03/26/2011	@ CHICAGO	W	42-28-05	2-1	10,10	10	0-2	2-2	25-28	29 / 30	22115+
76	03/28/2011	COLORADO	W	43-28-05	5-4	8,33,8,4P,8P	8	2-4	1-2	42-35	29 / 30	14336
77	03/30/2011	@ CALGARY	W	44-28-05	4-2	9P,10P,17,10	17	2-6	6-7	22-25	29 / 34	19289+
78	04/02/2011	@ SAN JOSE	L	44-29-05	2-4	9,17P	16	1-4	0-1	22-33	31 / 29	17562+
79	04/03/2011	DALLAS	L	44-30-05	3-4	15,17,10S	63	0-3	5-6	27-31	32 / 29	16424
80	04/06/2011	SAN JOSE	W	45-30-05	6-2	10,4P,10,10P,8P,33P	10	4-6	4-4	34-38	29 / 30	15649
81	04/08/2011	LOS ANGELES	W	46-30-05	2-1	8,8	8	0-2	3-3	28-24	38 / 32	17587+
82	04/09/2011	@ LOS ANGELES	W	47-30-05	3-1	64,11P,23P	11	2-4	6-7	20-44	38 / 32	18203+

(* = OVERTIME, ** = SHOOTOUT, + = SELLOUT)

2009-10 ANAHEIM DUCKS



FRONT ROW (L-R): Jonas Hiller, Executive Vice President/COO Tim Ryan, Senior Vice President of Hockey Operations David McNab, Executive Vice President/General Manager Bob Murray, Owner Henry Samueli, Saku Koivu, Scott Niedermayer, Ryan Getzlaf, Owner Susan Samueli, CEO Michael Schulman, Head Coach Randy Carlyle, Senior Vice President/CMO Bob Wagner, Curtis McElhinney **SECOND ROW:** Assistant Coach Newell Brown, Assistant Coach Dave Farihi, Vice President of Human Resources Jay Scott, Vice President of Operations Kevin Starkey, Lubomir Visnovsky, Teemu Selanne, Todd Marchant, Jason Blake, Vice President of Finance Doug Heller, Anaheim Arena Management Vice President of Finance Angela Wergechik, Goaltending Consultant Pete Peeters, Video Coordinator Joe Trotta **THIRD ROW:** Assistant Equipment Manager Chris Aldrich, Equipment Manager Doug Shearer, James Wisniewski, Sheldon Brookbank, Aaron Ward, Bobby Ryan, Matt Beleskey, Mike Brown, Dan Sexton, Strength & Conditioning Coach Sean Skahan, Head Athletic Trainer Tim Clark, Assistant Athletic Trainer Meaghan Beaudoin **BACK ROW:** Equipment Assistant Chris Kincaid, Steve Eminger, Ryan Carter, Troy Bodie, George Parros, Corey Perry, Kyle Chipchura, Joffrey Lupul, Brett Esterling, Massage Therapist James Partida

THE SEASON:

The Ducks finished the season with a 39-32-11 record for 89 points (11th in Western Conference)...the club went 23-14-4 for 50 points in the second half of the season (41 games), which equaled the eighth-best record in the league...Anaheim also finished with points in eight of the last nine games (5-1-3) and went 9-3-3 over the last 15 contests...the Ducks concluded the 2009-10 season with a 6-0-2 record in the last eight games at Honda Center and were 17-3-3 in the last 23 contests at home.

BY THE NUMBERS:

Right wing **Corey Perry** led the club in scoring with a career-high 27-49=76 points and was the only player to appear in all 82 regular season games for Anaheim...center **Ryan Getzlaf** led the team in assists (50) despite missing 16 games due to injury...defenseman **Scott Niedermayer**, who ranked tied for 11th in league defenseman scoring, led all Anaheim players in ice time (26:30) and paced all team blueliners in assists and points (10-38=48)...right wing **Bobby Ryan** had a career-high 35 goals in 81 games, leading the team in goals and ranking second in the NHL (behind only New Jersey's Zach Parise) among U.S.-born players...right wing **Teemu Selanne** finished the season ranked tied for third in the NHL in power play goals (14) and tied for eighth in goals-per game (.50), his highest mark since 2006-07 (.59)...with 27 goals on the year (27-21=48), 2009-10 marked Selanne's 14th season with 25 goals or more...Selanne had six goals in his last five games (6-2=8), 8-9=17 points in his last 13 and 9-12=21 points in his final 18 contests...center **Saku Koivu** earned 4-7=11 points with a +6 rating in his last five games...he also had 7-11=18 points in his last 13 and 8-12=20 in 19...Koivu, who scored the game-tying goal in two of his last three games (and the shootout winner on Apr. 3 at Los Angeles), ranked tied for 10th in the NHL in game-winning goals (6)...Koivu also eclipsed the 50-point mark for seventh consecutive season in 2009-10 (19-33=52)...defenseman **Lubomir Visnovsky** ranked tied for fourth in goals among NHL defensemen (with San Jose's Dan Boyle)...his five goals after his acquisition by Anaheim on Mar. 3 (did not play until Mar. 6) co-led all NHL defensemen (with Washington's Mike Green and Los Angeles' Drew Doughty).

TAKING THE REINS:

The Ducks were 23-13-4 in their last 40 games dating back to Jan. 5, which equaled the eighth-best record in the NHL...that stretch began with Jonas Hiller starting 31 of the final 40 games, including 19 straight from Jan. 5-Mar. 24...prior to that, Hiller started 26 of the first 42 games of the season, alternating starts with J.S. Giguere (the Ducks were 16-19-7 at that point of the season)...Hiller himself was 18-11-1 (2.58 GAA, .923 SV%) in his last 32 games from Jan. 5 to the end of the season.

606:

After reaching the historic 600-goal plateau on Mar. 21 vs. Colorado and matching childhood idol and longtime friend Jari Kurri with 601 on Mar. 31 at Colorado, right wing **Teemu Selanne** scored two goals on Apr. 2 vs. Vancouver to grab sole possession of 17th place in all-time goals with his 602nd and 603rd goals...finishing the season with 606 career goals, Selanne became one of only 18 players in NHL history to score 600 goals and one of only three Europeans, following Jaromir Jagr (CZE) and Kurri (FIN).

RECORD STREAK:

The Ducks had a franchise-record 11-game home winning streak from Dec. 8-Feb. 10...the 11-game winning streak at Honda Center was the second-longest in the NHL in 2009-10, behind only Washington's 14-game streak at Verizon Center.

2010 OLYMPICS:

Anaheim Ducks players combined for seven medals at the 2010 Olympic Winter Games, the most in the NHL (San Jose was second with five)...the seven medals also tied the most ever by an NHL team...the only other NHL teams to have as many as seven medal winners were the 1998 Pittsburgh Penguins and the 2002 Detroit Red Wings...Anaheim Ducks players combined for three gold (**Scott Niedermayer**, **Ryan Getzlaf**, **Corey Perry** for Canada), two silver (**Bobby Ryan**, **Ryan Whitney** for USA), and two bronze medals (**Saku Koivu** and **Teemu Selanne** for Finland) in Vancouver.


2009-10 GAME-BY-GAME



#	Date	Team	W-L-OT	Record	GF-GA	Scorers	W Goal	PP	PK	SF-SA	W-L Gldr.	Attend.
1	10/03/2009	SAN JOSE	L	00-01-00	1-4	19P	12	1-7	5-6	25-37	20 / 1	17281+
2	10/06/2009	@ MINNESOTA	O*	00-01-01	3-4	14,24,11P	15	1-2	2-5	19-32	32 / 35	18256+
3	10/08/2009	@ BOSTON	W	01-01-01	6-1	8P,8P,10,24,9,10S	8	2-2	6-6	30-34	1 / 30	16158
4	10/10/2009	@ PHILADELPHIA	W**	02-01-01	3-2	8,8	8	0-4	5-7	33-35	1 / 29	19603+
5	10/11/2009	@ NY RANGERS	L	02-02-01	0-3		26	0-4	3-5	18-38	0 / 35	18200+
6	10/14/2009	MINNESOTA	W	03-02-01	3-2	10,10,20	20	0-4	4-4	35-34	1 / 32	15111
7	10/17/2009	ST. LOUIS	L	03-03-01	0-5		21	0-5	4-6	26-32	29 / 1	14902
8	10/21/2009	DALLAS	L	03-04-01	2-4	15,14	6	0-1	2-3	26-38	35 / 1	14503
9	10/24/2009	COLUMBUS	L	03-05-01	4-6	14,27P,14,8P	51	2-2	2-2	36-37	1 / 35	14468
10	10/26/2009	TORONTO	L	03-06-01	3-6	17,9P,10	22	1-3	5-10	28-39	50 / 1	14291
11	10/30/2009	VANCOUVER	W	04-06-01	7-2	10,16,13S,10P,9P,9,14	13	2-2	3-4	34-38	1 / 30	14756
12	10/31/2009	@ PHOENIX	O**	04-06-02	2-3	10P,8	17	1-7	1-2	34-32	30 / 1	6495
13	11/03/2009	PITTSBURGH	L	04-07-02	3-4	10,10,11	9	0-2	6-6	29-27	29 / 1	16128
14	11/05/2009	NASHVILLE	W	05-07-02	4-0	8P,8,22,9	8	1-5	5-5	31-40	1 / 35	14298
15	11/07/2009	PHOENIX	W	06-07-02	4-3	8P,9,10,13	13	1-6	1-2	26-30	1 / 30	15249
16	11/11/2009	@ NEW JERSEY	L	06-08-02	1-3	10	23	0-6	3-3	32-25	30 / 1	14123
17	11/13/2009	@ COLUMBUS	O**	06-08-03	2-3	9,22	20	0-5	3-4	34-29	32 / 35	15577
18	11/14/2009	@ DETROIT	L	06-09-03	4-7	10,9P,14,15P	40	2-4	3-6	23-37	35 / 1	20066+
19	11/16/2009	@ PITTSBURGH	L	06-10-03	2-5	22S,8	11	0-3	6-7	25-26	29 / 35	17052+
20	11/19/2009	TAMPA BAY	W*	07-10-03	4-3	8,15P,9P,27P	27	3-7	3-4	27-24	1 / 41	14555
21	11/21/2009	SAN JOSE	L	07-11-03	2-3	34P,19P	19	2-4	2-3	30-36	20 / 1	15066
22	11/23/2009	CALGARY	W**	08-11-03	3-2	9,15	8	0-3	4-4	31-43	35 / 34	15348
23	11/25/2009	CAROLINA	W	09-11-03	3-2	27P,17,8	8	1-2	3-3	33-30	35 / 34	14746
24	11/27/2009	CHICAGO	W	10-11-03	3-0	8P,8P,4P	8	3-5	4-4	34-28	35 / 39	15068
25	11/29/2009	PHOENIX	O*	10-11-04	2-3	15P,9	19	1-3	4-4	28-26	30 / 35	13023
26	12/01/2009	LOS ANGELES	L	10-12-04	3-4	10,19P,22	15	1-4	4-5	30-42	32 / 1	14231
27	12/03/2009	@ DALLAS	L	10-13-04	1-3	11	29	0-2	3-3	27-37	35 / 35	16217
28	12/04/2009	@ MINNESOTA	O**	10-13-05	4-5	14,9P,14,9	48	1-3	2-3	22-29	32 / 1	18265+
29	12/06/2009	OTTAWA	O**	10-13-06	3-4	15,14,10	11	0-3	4-5	36-29	30 / 35	14946
30	12/08/2009	DALLAS	W*	11-13-06	4-3	14,42,42,11	11	0-1	3-4	42-22	35 / 35	13861
31	12/11/2009	@ DETROIT	O*	11-13-07	2-3	11,42	44	0-4	8-10	27-31	35 / 35	20066+
32	12/12/2009	@ COLUMBUS	W	12-13-07	3-1	42,9,10P	9	1-2	4-4	25-36	1 / 1	14461
33	12/16/2009	@ VANCOUVER	W	13-13-07	3-2	9,15,11P	11	1-4	5-5	34-30	1 / 1	18810+
34	12/17/2009	@ SAN JOSE	L	13-14-07	1-4	15P	12	1-4	4-5	21-37	20 / 35	17562+
35	12/19/2009	PHOENIX	W	14-14-07	4-2	13,28,15P,9P	15	2-7	4-4	34-41	1 / 30	15107
36	12/22/2009	@ COLORADO	W	15-14-07	4-2	27,42,15,22	15	0-3	3-3	43-17	1 / 41	12171
37	12/23/2009	@ PHOENIX	L	15-15-07	2-5		8	0-4	1-2	21-32	30 / 1	10030
38	12/26/2009	@ SAN JOSE	L	15-16-07	0-4	28,9	15	0-4	0-2	32-25	20 / 35	17562+
39	12/29/2009	MINNESOTA	W	16-16-07	4-2	9,42,9P,22S	9	1-3	3-4	32-31	1 / 37	14960
40	12/31/2009	@ DALLAS	L	16-17-07	3-5	11,13,11	21	0-2	3-4	34-42	35 / 1	18532+
41	01/02/2010	@ NASHVILLE	L	16-18-07	1-3	13	19	0-2	2-2	26-36	35 / 1	16654
42	01/03/2010	@ CHICAGO	L	16-19-07	2-5	17,17	81	0-2	2-3	24-28	31 / 35	21662+
43	01/05/2010	DETROIT	W	17-19-07	4-1	11S,39,10,28	39	0-4	4-4	35-39	1 / 35	15531
44	01/07/2010	ST. LOUIS	W	18-19-07	4-2	34,9,39,22	39	0-4	3-3	29-22	1 / 50	14248
45	01/09/2010	@ NASHVILLE	W	19-19-07	3-2	8,39,15	15	0-1	0-1	21-27	1 / 35	17113+
46	01/10/2010	@ CHICAGO	W	20-19-07	3-1	10P,11,8	11	1-3	3-4	12-43	1 / 31	21708+
47	01/13/2010	BOSTON	W	21-19-07	4-3	42P,39,15,7	7	1-4	2-2	32-30	1 / 40	14957
48	01/14/2010	@ LOS ANGELES	L	21-20-07	0-4		26	0-5	6-6	22-27	32 / 1	18118+
49	01/17/2010	CALGARY	W	22-20-07	5-4	42P,24,50,10,9	9	1-3	3-3	26-37	1 / 31	16153
50	01/19/2010	BUFFALO	W	23-20-07	5-4	15,24,13,9P,50	50	1-3	3-4	30-45	1 / 30	15570
51	01/21/2010	@ SAN JOSE	L	23-21-07	1-3	39	4	0-5	5-6	27-25	20 / 1	17562+
52	01/23/2010	@ ST. LOUIS	W**	24-21-07	4-3	27,9,9	34	0-3	1-1	37-21	1 / 50	19150+
53	01/26/2010	@ ATLANTA	L	24-22-07	1-2	7	61	0-4	3-4	35-34	1 / 1	12894
54	01/27/2010	@ WASHINGTON	L	24-23-07	1-5	42	26	0-2	4-5	31-49	30 / 35	18277+
55	01/29/2010	@ TAMPA BAY	W**	25-23-07	2-1	34P	34	1-2	2-2	32-31	1 / 30	15230
56	02/01/2010	@ FLORIDA	W	26-23-07	3-0	15,8P,10	15	1-3	4-4	25-33	1 / 29	10843
57	02/03/2010	DETROIT	W	27-23-07	3-1	19,28,9	28	0-2	2-3	30-47	1 / 35	15180
58	02/04/2010	@ LOS ANGELES	L	27-24-07	4-6	33,50,39,20	23	0-1	0-2	22-31	32 / 1	18118+
59	02/08/2010	LOS ANGELES	W	28-24-07	4-2	8P,15,11P,10	11	2-4	4-4	33-37	1 / 32	16033
60	02/10/2010	EDMONTON	W	29-24-07	3-2	9,9P,22	22	1-7	4-4	30-39	1 / 38	14746
61	02/13/2010	@ CALGARY	L	29-25-07	1-3	50	12	0-2	2-2	27-38	34 / 1	19289+
62	02/14/2010	@ EDMONTON	W	30-25-07	7-3	11,10,27P,15P,16,15P,9P	15	4-11	4-5	46-29	1 / 38	16839+
63	03/03/2010	COLORADO	L	30-26-07	3-4	33P,8,27P	39	2-6	3-6	34-25	41 / 1	14840
64	03/06/2010	@ PHOENIX	L	30-27-07	0-4		16	0-7	3-4	32-30	30 / 1	14965
65	03/07/2010	MONTREAL	O**	30-27-08	3-4	10,17P,27	14	1-1	3-3	32-43	41 / 1	15883
66	03/09/2010	COLUMBUS	L	30-28-08	2-5	17,15	51	0-7	3-6	38-29	32 / 1	13700
67	03/12/2010	NASHVILLE	L	30-29-08	1-1		6	0-2	3-4	31-28	35 / 1	15077
68	03/14/2010	SAN JOSE	W	31-29-08	4-2	10,8,17,9	17	0-6	4-4	33-33	1 / 20	16317
69	03/17/2010	CHICAGO	W	32-29-08	4-2	9,22S,11,9	11	0-2	3-3	36-41	1 / 50	15243
70	03/19/2010	NY ISLANDERS	W*	33-29-08	5-4	39,17,33P,17,11	11	1-2	1-3	39-31	31 / 43	14665
71	03/21/2010	COLORADO	W	34-29-08	5-2	33P,39,8P,50S,15P	8	3-6	3-3	33-28	1 / 41	15528
72	03/23/2010	@ CALGARY	L	34-30-08	1-3	27	17	0-0	1-2	23-28	34 / 1	19289+
73	03/24/2010	@ VANCOUVER	L	34-31-08	1-4	11	22	0-4	1-2	31-30	30 / 1	18810+
74	03/26/2010	@ EDMONTON	W	35-31-08	3-2	16,10P,10P	10	2-4	6-7	40-36	31 / 38	16839+
75	03/31/2010	DALLAS	W	36-31-08	3-1	63P,10,28	10	1-5	2-2	46-31	31 / 32	15070
76	03/31/2010	@ COLORADO	W	37-31-08	5-2	7,11,27,8,33	27	0-1	2-3	27-29	31 / 41	13862
77	04/02/2010	VANCOUVER	O**	37-31-09	4-5	11,8P,8P,11P	38	3-8	4-4	34-40	30 / 31	16534
78	04/03/2010	@ LOS ANGELES	W**	38-31-09	2-1	11P	11	1-2	3-4	33-29	31 / 32	18118+
79	04/06/2010	LOS ANGELES	O**	38-31-10	4-5	33P,8,9,8P	11	2-3	2-3	21-40	31 / 31	16278
80	04/08/2010	@ DALLAS	O**	38-31-11	2-3	9,9P	9	1-4	3-3	19-51	35 / 1	18009
81	04/09/2010	@ ST. LOUIS	L	38-32-11	3-6	39,9,39	18	0-2	2-4	26-48	50 / 31	19150+
82	04/11/2010	EDMONTON	W	39-32-11	7-2	20,7,39,8P,20,16,28S	39	1-3	2-2	45-31	1 / 38	16392

(* = OVERTIME, ** = SHOOTOUT, + = SELLOUT)

2008-09 ANAHEIM DUCKS



FRONT ROW (L-R) Jean-Sebastien Giguere, Executive Vice President/COO Tim Ryan, Senior Vice President of Hockey Operations David McNab, Executive Vice President & General Manager Bob Murray, Chris Pronger, Scott Niedermayer, Ryan Getzlaf, CEO Michael Schulman, Head Coach Randy Carlyle, Senior Vice President/CMO Bob Wagner, Jonas Hiller **SECOND ROW:** Assistant Coach Newell Brown, Assistant Coach Dave Farnish, Vice President of Human Resources Kim Kutcher, Vice President of Operations Kevin Starkey, Teemu Selanne, Rob Niedermayer, Bret Hedican, Todd Marchant, Vice President of Finance Doug Heller, Anaheim Arena Management Vice President of Finance Angela Wergachik, Goaltending Consultant Francois Allaire, Video Coordinator Joe Trotta **THIRD ROW:** Assistant Equipment Manager John Alloway, Equipment Manager Doug Shearer, Andrew Ebbett, James Wisniewski, Francois Beauchemin, Bobby Ryan, Ryan Carter, Mike Brown, Strength & Conditioning Coach Sean Skahan, Head Athletic Trainer Tim Clark, Assistant Athletic Trainer Meaghan Beaudoin **BACK ROW:** Equipment Assistant Chris Kincaid, Petteri Nokelainen, Sheldon Brookbank, Ryan Whitney, George Parros, Corey Perry, Brendan Mikkelson, Erik Christensen, Brad Larsen, Massage Therapist James Parido

POSTSEASON NOTES IN PLAYOFF SECTION

THE SEASON:

The Ducks finished the 2008-09 regular season with a record of 42-33-7 for 91 points, ranking second in the Pacific Division and eighth in the Western Conference...Anaheim went 20-18-3 at home and 22-15-4 on the road in the regular season...the Ducks qualified for the playoffs for the fourth consecutive year and seventh time in club history (1997, 1999, 2003, 2006-2009).

THE STANDINGS CLIMB:

After 69 games, the Ducks were 32-31-6, 12th in the Western Conference standings (13th by winning percentage)...Anaheim rallied to make the playoffs by posting the best record in the NHL (by points and winning percentage) over the last 13 games, going 10-2-1 (21 points, .808 win%)...the Ducks joined only the 1996-97 Ottawa Senators and 2006-07 New York Rangers as teams to rally from as low as 12th place to make the playoffs with 13 games-or-less remaining in the season...the 1996-97 Senators were 12th through 69 games and finished seventh, while the 2006-07 Rangers were 12th through 72 games and finished sixth.

STRONG FINISH:

The Ducks finished the 2008-09 regular season winning five of the last seven games (5-1-1), 10 of 13 games (10-2-1) and were 11-3-1 in the last 15 overall...the Ducks scored at least one power play goal in eight of the last nine games (13-for-35, 37.1%) and went 20-for-48 (41.7%) over the final 13...in the last five contests, the Ducks were 9-for-16 on the power play for a 56.3% success rate...in addition, the club recorded 55 goals over the last 13 games (4.2 per game), scoring at least five goals in five of those contests.

ROAD SUCCESS:

Anaheim finished the 2008-09 regular season by recording points in a team-record nine consecutive road games (7-0-2; 16 points), besting the previous mark of eight games set earlier in the year (7-0-1; Oct. 21-Nov. 30)...the Ducks won six straight road games before losing in a shootout in the season finale on Apr. 11 at Phoenix, falling just one win shy of tying a club-record seven-game road winning streak from Nov. 28-Dec. 13, 2006...with a 22-15-4 road record, the Ducks tied a franchise record for most road wins in a single season (22-14-5, 2006-07).

LEADING THE WAY:

Center **Ryan Getzlaf** concluded the 2008-09 campaign ranked tied for third among NHL leaders in assists, tied for sixth in scoring (25-66-91) and tied for fourth in power play assists (28)...in addition to leading the club in assists and scoring, Getzlaf broke the Ducks single-season assist record (previously Kariya, 62) on his third helper of the night as part of a four-assist effort on Apr. 4 at San Jose...with two assists (0-2-2) on Apr. 2 at Vancouver, he set a single-season career high in assists (60), one game after establishing a personal best for points in a season on Mar. 31 at Edmonton (83).

HILLER STRONG IN NET:

Goaltender **Jonas Hiller** concluded the regular season ranked tied for seventh among NHL goaltenders in GAA (2.39) and tied for sixth in SV% (.919)...over his last 12 games, Hiller went 8-2-0 with a 2.44 GAA and .919 SV%, stopping 319-of-347 shots...prior to a 3-2 loss to San Jose on Apr. 5 at Honda Center, Hiller won seven consecutive decisions to tie Guy Hebert for the longest winning streak in franchise history (Hebert won seven straight games from Feb. 25-Mar. 22, 1995).

THE CAPTAIN LEADS THE WAY, AGAIN:

Scott **Niedermayer** concluded the regular season ranked second among all defensemen in scoring starting Jan. 1 (9-31-40, Mike Green of WSH had 23-27-50 points)...for the season, he ranked tied for third in the NHL in scoring and assists among defensemen...Niedermayer became Anaheim's all-time goal scorer among defensemen by surpassing Oleg Tverdoksy with his 46th goal as a Duck on Mar. 8 vs. Minnesota...Niedermayer recorded his third three-point night of the season (1-2-3) on Mar. 31 at EDM, tying a single-game career high.

MOVING ON UP:

Right wing **Teemu Selanne** scored his 1,200th career NHL point with his overtime goal on Mar. 18 vs. Nashville...Selanne became the 45th player in NHL history to reach the milestone and only the sixth player born outside North America to reach the mark, joining Jaromir Jagr, Stan Mikita, Jari Kurri, Mats Sundin and Paul Stastny...he became the franchise's all-time games played leader with his 617th game as a Duck on Jan. 31 at Colorado...with his appearance that afternoon at Pepsi Center, Selanne surpassed former teammate Steve Rucchin for sole possession of first in all-time Ducks appearances.

2008-09 GAME-BY-GAME

20
1993 2013

Date	Team	W/L/OT	Record	GF-GA	Scorers	W Goal	PP	PK	SF-SA	W - L Gtr	Attend.
10/9/2008	@ SAN JOSE	L	00-01-00	1-4	44	14	0-2	5-7	29-41	20-35	17496
10/12/2008	PHOENIX	L	00-02-00	2-4	20,16	91	0-4	4-5	35-24	30-35	17174+
10/14/2008	@ LOS ANGELES	L	00-03-00	3-6	17,22,8	25	0-5	6-9	26-23	35-35	14451
10/15/2008	EDMONTON	L	00-04-00	2-3	40,44	71	0-2	3-4	35-28	32-1	16604
10/17/2008	SAN JOSE	W	01-04-00	4-0	23,32,25P,26	23	1-7	7-7	20-38	35-20	17174+
10/19/2008	CAROLINA	L	01-05-00	1-3	23	17	0-4	4-4	33-24	49-35	16847
10/21/2008	@ TORONTO	W**	02-05-00	3-2	23,16,8X	8	0-1	4-4	21-38	35-31	19222
10/24/2008	@ OTTAWA	W	03-05-00	4-3	17,22,26,15P	15	1-3	5-7	32-30	1-31	19762
10/25/2008	@ MONTREAL	W	04-05-00	6-4	40,15,10P,14,32S,8P	32	2-3	5-6	25-51	35-31	21273
10/27/2008	@ COLUMBUS	W	05-05-00	3-2	15,10,8P	8	1-5	6-6	24-32	35-30	10494
10/29/2008	DETROIT	W*	06-05-00	5-4	8P,8P,17,23	23	3-8	5-7	34-38	35-30	17174+
10/31/2008	VANCOUVER	O**	06-05-01	6-7	27P,8P,5,25,8P,10	2	3-9	3-5	37-29	1-1	16704
11/2/2008	CALGARY	W	07-05-01	3-2	15,25,20	20	0-1	5-6	37-36	35-34	16965
11/4/2008	@ LOS ANGELES	W*	08-05-01	1-0	25	25	0-4	6-6	27-35	35-31	14327
11/5/2008	ST. LOUIS	W	09-05-01	5-2	44,8P,10,15,15	10	1-1	4-5	27-32	1-50	16144
11/7/2008	DALLAS	L	09-06-01	2-5	7,27P	37	1-5	3-5	30-26	35-35	17048
11/9/2008	FLORIDA	L	09-07-01	1-3	10	10	0-4	3-4	45-26	31-35	16951
11/14/2008	NASHVILLE	O*	09-07-02	3-4	7,14P,15P	2	2-4	3-5	35-35	39-35	16485
11/16/2008	LOS ANGELES	W	10-07-02	2-0	10,3	10	0-3	5-5	26-29	1-31	17174+
11/19/2008	WASHINGTON	L	10-08-02	4-6	54,15,54,8P	10	1-5	5-8	32-33	60-35	16076
11/21/2008	@ ST. LOUIS	O*	10-08-03	2-3	14,27P	12	1-5	3-5	28-28	34-35	19150
11/22/2008	@ DALLAS	W**	11-08-03	2-1	10P,15X	15	1-4	7-7	24-32	1-35	17734
11/24/2008	COLORADO	W	12-08-03	4-1	8P,14,25,8P	14	2-3	4-4	24-30	35-31	16632
11/28/2008	CHICAGO	W	13-08-03	1-0	15	15	0-1	2-2	21-26	1-38	16994
11/30/2008	@ CAROLINA	W	14-08-03	4-1	15,8P,44,44	8	1-4	4-4	27-37	1-49	14191
12/1/2008	@ DETROIT	L	14-09-03	1-2	14	81	0-2	4-4	16-47	30-1	18862
12/3/2008	@ CHICAGO	L	14-10-03	2-4	8P,25	19	1-3	4-5	32-41	38-1	21574
12/7/2008	COLUMBUS	W	15-10-03	5-3	15,20,15,54,44	54	0-3	5-6	34-32	35-31	16914
12/10/2008	ST. LOUIS	W	16-10-03	4-2	16,14P,7,14	7	1-4	4-5	36-28	35-50	16058
12/11/2008	@ SAN JOSE	L	16-11-03	0-2	-	12	0-5	3-3	31-27	20-1	17496
12/14/2008	MINNESOTA	W	17-11-03	4-2	15,10,7,54	7	0-5	3-4	34-28	35-29	16577
12/16/2008	NY RANGERS	L	17-12-03	1-3	14	10	0-3	4-5	20-29	30-1	16921
12/19/2008	@ EDMONTON	W**	18-12-03	3-2	44S,10P,10X	10	1-8	9-10	36-53	1-35	16839
12/22/2008	@ VANCOUVER	L	18-13-03	3-4	54P,27P,26	22	2-5	6-8	27-26	41-1	18630
12/23/2008	@ CALGARY	L	18-14-03	3-4	7,15,7	13	0-1	3-4	33-32	34-35	19289
12/27/2008	@ DALLAS	O*	18-14-04	3-4	14,7P,7	9	1-2	4-5	22-38	35-35	18532
12/28/2008	@ ST. LOUIS	W	19-14-04	4-3	44,27P,5,54P	54	2-4	4-6	29-30	1-50	19150
12/31/2008	COLUMBUS	L	19-15-04	0-2	-	11	0-5	4-4	27-29	1-35	16758
1/2/2009	PHILADELPHIA	O**	19-15-05	4-5	10,44,48P,15P	18	2-4	5-6	27-32	43-35	17597+
1/4/2009	PHOENIX	W	20-15-05	2-0	25P,54P	25	2-4	4-4	34-29	1-30	16878
1/6/2009	LOS ANGELES	W	21-15-05	3-1	54P,26P,44	26	2-5	3-4	26-18	1-31	17174+
1/8/2009	@ LOS ANGELES	L	21-16-05	3-4	54P,54,54	24	1-6	2-3	27-26	32-1	18118
1/9/2009	TAMPA BAY	L	21-17-05	3-4	48P,5,25	12	1-4	2-3	32-19	31-1	17174+
1/11/2009	NEW JERSEY	W	22-17-05	4-3	54,26,14,14	14	0-4	1-2	34-21	35-35	17331+
1/14/2009	DETROIT	L	22-18-05	3-4	15,10P,5	93	1-4	3-4	28-33	30-35	17525+
1/16/2009	@ PITTSBURGH	L	22-19-05	1-3	15P	24	1-4	3-3	22-24	29-35	17005
1/17/2009	@ MINNESOTA	W	23-19-05	3-0	10P,54,10	10	1-1	4-4	34-30	1-32	18568
1/20/2009	@ NY RANGERS	L	23-20-05	2-4	54P,10	19	1-5	5-7	34-30	30-1	18200
1/21/2009	@ NY ISLANDERS	L	23-21-05	1-2	54P	54	1-5	0-1	40-14	34-35	11853
1/27/2009	@ PHOENIX	W	24-21-05	7-3	14,10P,14,44,32,51,0	44	1-1	4-5	37-26	1-30	15383
1/28/2009	CHICAGO	L	24-22-05	2-3	54P,32S	19	1-2	2-3	38-27	39-1	17193+
1/31/2009	@ COLORADO	W	25-22-05	4-3	16,15,27P,8	8	1-5	4-5	31-37	1-31	17652
2/2/2009	BUFFALO	W	26-22-05	3-2	25,14P,10P	10	2-3	2-2	37-23	1-40	16874
2/4/2009	@ MINNESOTA	L	26-23-05	0-3	-	15	0-5	2-3	34-25	32-1	18568
2/5/2009	@ NASHVILLE	L	26-24-05	2-4	10,10	10	0-2	2-2	30-34	35-35	14877
2/7/2009	@ CALGARY	W	27-24-05	2-1	54,10	10	0-2	4-4	25-27	35-1	19289
2/11/2009	CALGARY	W*	28-24-05	3-2	27P,7,27	27	1-5	4-4	40-23	35-34	17270+
2/15/2009	ATLANTA	L	28-25-05	4-8	8,8,54,48	17	0-3	4-6	35-43	32-35	17228+
2/18/2009	LOS ANGELES	L	28-26-05	3-4	8P,15P,14	11	2-6	4-6	31-26	32-1	17089
2/20/2009	@ DETROIT	L	28-27-05	2-5	15P,54	40	1-4	3-5	26-34	29-35	20066
2/21/2009	@ COLUMBUS	W	29-27-05	5-2	25P,7,10,14,54	10	1-2	6-8	13-28	35-1	18628
2/24/2009	@ BUFFALO	W	30-27-05	3-2	8,22S,13	13	0-3	3-4	22-36	35-40	18690
2/26/2009	@ BOSTON	L	30-28-05	0-6	-	48	0-3	2-4	35-27	30-35	17565
2/28/2009	@ DALLAS	W	31-28-05	4-3	27,48P,10,8	8	1-3	3-4	18-33	35-35	18171
3/3/2009	@ CHICAGO	O*	31-28-06	2-3	18,54	24	0-3	2-2	28-37	38-35	21619
3/6/2009	DALLAS	L	31-29-06	2-3	34,9	21	0-3	3-4	38-16	35-35	17380+
3/8/2009	MINNESOTA	L	31-30-06	2-3	22S,27	15	0-3	4-4	38-25	32-1	17300+
3/11/2009	VANCOUVER	W*	32-30-06	4-3	8,15,17,27	27	0-6	5-5	41-35	1-1	16967
3/15/2009	SAN JOSE	L	32-31-06	0-1	-	24	0-4	4-4	34-30	20-1	17511+
3/18/2009	NASHVILLE	W*	33-31-06	4-3	10,48P,9P,8P	8	3-5	1-3	31-24	35-35	16181
3/19/2009	@ PHOENIX	W**	34-31-06	3-2	18,17,9X	9	0-2	5-5	27-28	1-30	17239
3/22/2009	PHOENIX	W	35-31-06	6-2	27P,16,10,15P,15P,48P	10	4-5	4-4	30-28	1-30	17215+
3/24/2009	@ NASHVILLE	W**	36-31-06	2-1	18,8X	8	0-1	2-3	19-32	35-35	16418
3/25/2009	@ COLORADO	L	37-31-06	7-2	26,8,10,10P,48P,44,17	10	2-6	3-4	29-36	1-31	16279
3/27/2009	EDMONTON	W	37-32-06	3-5	15,15P,10	51	1-9	3-4	54-20	35-35	17257+
3/29/2009	COLORADO	W	38-32-06	4-1	10,9P,9,18	9	1-4	1-2	31-27	1-31	17182+
3/31/2009	@ EDMONTON	W	39-32-06	5-3	21,27P,25P,44,44P	44	3-4	4-5	25-31	1-35	16839
4/2/2009	@ VANCOUVER	W**	40-32-06	6-5	8P,9,9,10,8,10X	10	1-1	3-4	32-30	1-1	18630
4/4/2009	@ SAN JOSE	W	41-32-06	5-2	9,10,13,8,9P	13	1-1	2-3	28-30	1-20	17496
4/5/2009	SAN JOSE	L	41-33-06	2-3	17S,10P	14	1-2	5-7	21-26	33-1	17398+
4/10/2009	DALLAS	W**	42-33-06	4-3	22,27,48,8X	8	0-4	3-4	39-45	1-35	17531+
4/11/2009	@ PHOENIX	O**	42-33-07	4-5	26P,10P,9P,8	41	3-4	4-6	35-33	30-35	16438

(* = OVERTIME ** = SHOOTOUT += SELLOUT)

P = POWER PLAY GOAL S = SHORTHANDED GOAL X = SHOOTOUT GOAL

2007-08 ANAHEIM DUCKS



Front Row (L-R): J.S. Giguere, Executive Vice President/COO Tim Ryan, Senior Vice President of Hockey Operations Bob Murray, Executive Vice President & General Manager Brian Burke, Owner Henry Samueli, Rob Niedermayer, Chris Pronger, Chris Kunitz, Owner Susan Samueli, CEO Michael Schulman, Head Coach Randy Carlyle, Assistant General Manager David McNab, Jonas Hiller. **Second Row:** Assistant Coach Newell Brown, Assistant Coach Dave Farrish, Vice President of Human Resources Kim Kutcher, Vice President of Operations Kevin Starkey, Senior Vice President/CMO Bob Wagner, Teemu Selanne, Scott Niedermayer, Samuel Pahlsson, Todd Marchant, Senior Advisor to the General Manager Al Coates, Vice President of Sales & Marketing Steve Oberst, Vice President of Finance Doug Heller, Anaheim Arena Management Vice President of Finance Angela Wergechik, Video Coordinator Joe Trotta. **Third Row:** Assistant Equipment Manager John Allaway, Equipment Manager Doug Shearer, Doug Weight, Mathieu Schneider, Bobby Ryan, Sean O'Donnell, Ryan Getzlaf, Corey Perry, Francois Beauchemin, Marc-Andre Bergeron, Goaltending Consultant Francois Allaire, Strength & Conditioning Coach Sean Skahan, Head Trainer Tim Clark. **Back Row:** Visiting Team Equipment Attendant Chris Kincaid, Brad May, Travis Moen, Brian Sutherby, George Parros, Todd Bertuzzi, Kent Huskins, Joe DiPenta, Ryan Carter, Massage Therapist James Paridlo.

POSTSEASON NOTES IN PLAYOFF SECTION

THE SEASON:

The Ducks completed the 2007-08 regular season with a mark of 47-27-8 record for 102 points, finishing second in the Pacific Division and fourth in the Western Conference...Anaheim eclipsed the 100-point mark for the second consecutive year, while setting new season club records for the fewest goals allowed (184) and most home wins (28)...Anaheim finished the year winning eight of its last 10 (8-2-0) and 15 of the last 20 games (15-4-1)...at Honda Center, the club went 12-1-0 in the last 13 games and 19-3-1 over the final 23 home contests...the club clinched a playoff berth for the third consecutive year and sixth time in franchise history on Mar. 26 vs. Los Angeles in a 2-1 shootout triumph.

DUCKS SELL OUT THE SEASON:

The Ducks' sellout vs. Phoenix on Apr. 6 (17,269) marked the club's 40th in 40 games at Honda Center in 2007-08, a complete sellout for the regular season...it was just the second time a local NHL team (Southern California market) had sold out a full (non-lockout) regular season...the 1991-92 Los Angeles Kings were the only other such team to do so at the 16,005-seat Forum...the Ducks set franchise attendance records last season for sellouts (40), average attendance (17,195) and percent capacity (100.12%)...the Ducks broke the team record for consecutive regular season sellouts on Feb. 22 against the St. Louis Blues when they surpassed the previous record of 51 straight regular season sellouts set from Dec. 22, 1993-Oct. 20, 1995...the Ducks finished the regular season with a sellout streak of 74 games, the third-longest active regular season sellout streak among U.S.-based NHL teams (behind only Minnesota and the NY Rangers).

LEADERS BY ADDITION:

The Ducks went 20-5-1 after the return of right wing **Teemu Selanne** on Feb. 5 against the New York Islanders at Nassau Coliseum...the Ducks also had similar success when they welcomed the return of defenseman **Scott Niedermayer** and arrival of center **Doug Weight**...the Ducks owned the best winning percentage in the NHL after Selanne's return on Feb. 5 (.788) and the best winning percentage following Niedermayer's return on Dec. 16 (.708)...below is a closer look:

NHL STANDINGS BEGINNING FEB. 5

RK	TEAM	GP	W	L	OT	PTS	WIN %
1.	Anaheim	26	20	5	1	41	.788
2.	San Jose	30	20	7	3	43	.717
3.	Washington	29	19	7	3	41	.696
4.	Montreal	29	19	9	1	39	.672
5.	Pittsburgh	29	18	8	3	39	.672

WINNING AT HONDA CENTER:

The Ducks finished 28-9-4 at Honda Center in 2007-08, establishing a new franchise record for home wins in the regular season...the previous team record of 26 home wins was established during the 2005-06 season (26-10-5) and matched in the 2006-07 campaign (26-6-9)...the Ducks won a franchise-record 10 consecutive games at Honda Center from Feb. 17-Mar. 26, marking the longest home winning streak in the NHL in 2007-08.

THE TOP 10 LIST:

J.S. Giguere was one of only three goaltenders in the NHL in 2007-08 to rank among the top 10 in wins, goals-against average and save percentage...Giguere ranked second in GAA (2.12), third in SV% (.922) and tied for seventh in wins (35)...the only other two goaltenders who ranked among the top 10 in all three categories were New Jersey's Martin Brodeur and Minnesota's Niklas Backstrom.

HILLER SHINES:

Ducks goaltender **Jonas Hiller** closed the regular season on a strong note...from Mar. 1 through the end of the regular season, Hiller ranked second in the NHL with a .952 SV% (stopping 217-of-228 shots) and 1.55 GAA (11 GA/426 MIN) among goaltenders that played in at least five games (Hiller was 4-3-0 in those games).

WINNING WAYS:

Randy Carlyle (138-74-34) became Anaheim's winningest head coach in franchise history with a 2-1 victory over the New Jersey Devils on Feb. 8 at Prudential Center...Carlyle surpassed Ron Wilson's club record of 120 wins as a Ducks head coach with win No. 121 in his 223rd game behind the bench with Anaheim.

NHL STANDINGS BEGINNING DEC. 16

RK	TEAM	GP	W	L	OT	PTS	WIN %
1.	Anaheim	48	32	12	4	68	.708
2.	Pittsburgh	51	32	13	6	70	.686
3.	San Jose	52	32	14	6	70	.673
4.	Washington	49	30	13	6	64	.673
5.	Montreal	50	31	14	5	67	.670

2007-08 GAME-BY-GAME



Date	Team	W/L/OT	Record	GF - GA	Scorers	W Goal	PP	PK	SF - SA	W - L	Gltdr	Attend.
09/29/07	@ LOS ANGELES	L	00-01-00	1-4	5AP	4	1-8	4-7	27-21	45-30		17551
09/30/07	LOS ANGELES	W	01-01-00	4-1	10P,14P,10,32	14	2-4	4-4	25-23	1-35		17300
10/03/07	@ DETROIT	O**	01-01-01	2-3	4,15P	26	1-5	5-7	15-42	39-30		17610
10/05/07	@ COLUMBUS	L	01-02-01	0-4	-	61	0-7	8-11	28-37	31-30		17852
10/06/07	@ PITTSBURGH	L	01-03-01	0-5	14P,15,145,10	12	1-5	4-5	23-29	29-1		17132
10/10/07	BOSTON	W	02-03-01	2-1	15,23	23	0-3	3-3	30-19	30-30		17285+
10/14/07	MINNESOTA	L	02-04-01	0-2	-	12	0-8	4-4	37-25	29-35		17174+
10/15/07	DETROIT	W	03-04-01	6-3	40,14P,19,265,10P,215	26	2-11	8-9	29-35	30-39		17174+
10/17/07	NASHVILLE	W	04-05-01	3-1	10,56,18	56	0-2	2-2	31-29	35-30		17174+
10/20/07	@ DALLAS	L	04-05-01	1-3	25P	63	1-9	2-3	21-23	35-35		18057
10/23/07	@ ST. LOUIS	L	04-06-01	2-4	19,28	22	0-5	3-5	16-33	34-35		14764
10/25/07	PHOENIX	L	04-07-01	0-1	-	12	0-6	5-5	31-21	35-30		17174+
10/28/07	EDMONTON	O**	04-07-02	2-3	14,10	89	0-3	4-4	32-22	32-35		17174+
11/01/07	COLUMBUS	W**	05-07-02	2-1	44,11X	11	0-6	5-6	34-20	35-30		17174+
11/03/07	@ PHOENIX	W	06-07-02	5-2	11P,10,24,15P,10	24	2-6	4-5	39-32	35-35		15888
11/05/07	DALLAS	L	06-08-02	0-5	-	63	0-4	1-3	19-24	35-35		17174+
11/07/07	PHOENIX	O**	06-08-03	5-6	14P,22,11P,18,10	19	2-5	5-7	27-29	35-35		17174+
11/09/07	SAN JOSE	W**	07-08-03	3-2	15,19,15X	15	0-1	5-6	26-24	35-20		17174+
11/13/07	LOS ANGELES	W**	08-08-03	4-3	15P,22,40P,10X	10	2-4	6-8	33-32	35-35		17174+
11/15/07	@ LOS ANGELES	W	09-08-03	6-3	10,10,15,24,26,44	24	0-3	4-5	32-29	35-37		18118
11/17/07	@ SAN JOSE	W**	10-08-03	2-1	14,10X	10	0-2	4-4	29-29	35-20		17496
11/21/07	@ DALLAS	L	10-09-03	1-2	10P	15	1-6	4-6	18-24	41-35		18584
11/23/07	PHOENIX	O**	10-09-04	3-4	15,25P,25	19	1-4	4-5	26-38	30-1		17174+
11/25/07	LOS ANGELES	W	11-09-04	3-2	15,15,14	14	0-4	4-5	32-25	35-35		17174+
11/27/07	@ VANCOUVER	L	11-10-04	0-4	-	19	0-2	8-10	26-33	1-35		18630
11/29/07	@ CALGARY	W	12-10-04	4-1	22,14,10P,445	14	1-1	5-6	26-39	35-34		19289
11/30/07	@ EDMONTON	L	12-11-04	1-5	15	10	0-5	7-8	22-35	35-35		16839
12/02/07	EDMONTON	L	12-12-04	0-4	-	14	0-4	3-5	25-21	32-35		17174+
12/05/07	BUFFALO	W	13-12-04	4-1	19,11P,4,10P	11	2-3	4-4	33-23	35-30		17174+
12/07/07	@ CHICAGO	W	14-12-04	5-3	10P,14,11,15,14	15	1-6	2-3	22-42	35-39		17734
12/08/07	@ NASHVILLE	L	14-13-04	2-4	7,155	20	0-4	9-10	23-33	30-1		13469
12/10/07	@ COLUMBUS	W*	15-13-04	4-3	10P,10P,26S,25P	25	3-6	7-9	28-35	35-31		11984
12/12/07	VANCOUVER	L	15-14-04	2-3	25,4	29	0-2	4-4	35-20	41-35		17174+
12/14/07	MINNESOTA	L	15-15-04	2-5	24,4P	25	1-2	2-6	30-19	29-35		17174+
12/16/07	SAN JOSE	O**	15-15-05	1-2	54	19	0-4	8-8	31-37	20-35		17174+
12/18/07	@ SAN JOSE	W	16-15-05	2-0	10,54P	10	1-5	5-5	16-20	35-20		17197
12/19/07	COLORADO	W*	17-15-05	2-1	25,11	11	0-2	1-1	38-12	1-31		17174+
12/22/07	@ SAN JOSE	W	18-15-05	5-2	25,10P,14,2,21	14	1-4	4-5	24-29	35-20		17496
12/27/07	@ EDMONTON	W	19-15-05	2-1	10,39	39	0-3	3-3	23-16	35-32		16839
12/29/07	@ CALGARY	L	19-16-05	3-5	4P,16,27P	12	2-4	5-6	32-35	34-35		19289
12/30/07	@ VANCOUVER	L	19-17-05	1-2	15	24	0-2	2-3	22-22	1-1		18630
01/02/08	COLUMBUS	W	20-17-05	2-1	15,25P	25	1-5	5-5	34-27	35-31		17174+
01/04/08	CHICAGO	W	21-17-05	2-1	10,14P	14	1-7	4-4	32-21	1-39		17174+
01/05/08	@ PHOENIX	O**	21-17-06	2-3	15,39	88	0-3	3-4	31-34	30-35		16159
01/07/08	NASHVILLE	W	22-17-06	5-2	32,14,25P,10P,15	25	2-3	2-4	37-22	35-39		17174+
01/09/08	TORONTO	W	23-17-06	5-0	4,10,12,39P,14P	4	2-4	6-6	24-28	35-35		17174+
01/13/08	SAN JOSE	W*	24-17-06	4-3	4,10,39,23	23	0-5	2-3	29-29	35-1		17174+
01/15/08	DALLAS	W	25-17-06	4-2	27,22,15P,4P	15	2-5	3-3	36-24	35-35		17174+
01/17/08	@ NASHVILLE	W	26-17-06	2-1	12P,10	10	1-7	6-7	16-34	35-30		14193
01/18/08	@ MINNESOTA	L	27-17-06	4-2	4,10,25P,4	25	1-4	2-2	27-27	1-29		18568
01/20/08	@ DALLAS	L	27-18-06	2-5	11P,15	15	1-5	4-5	20-27	35-35		18461
01/23/08	DETROIT	L	27-19-06	1-2	25P	51	1-5	5-6	25-33	39-35		17355+
01/24/08	@ LOS ANGELES	L	27-20-06	1-3	44	7	0-5	5-6	32-31	35-35		18118
01/30/08	@ MINNESOTA	L	27-21-06	1-5	10	10	0-4	4-4	21-23	32-35		18568
02/01/08	@ ST. LOUIS	O**	27-21-07	0-1	-	10	0-4	3-3	30-20	34-35		19150
02/02/08	@ PHILADELPHIA	L	27-22-07	0-3	-	22	0-3	2-3	27-25	43-1		19822
02/05/08	@ NY ISLANDERS	W	28-22-07	3-0	27P,22,39	27	1-6	1-1	26-25	35-39		9649
02/07/08	@ NY RANGERS	W	29-22-07	4-1	11,10,14P,4	10	1-2	4-4	19-33	35-30		18200
02/08/08	@ NEW JERSEY	W	30-22-07	2-1	52,52	52	0-2	5-5	24-35	1-30		15332
02/10/08	@ DETROIT	W	31-22-07	3-2	52,11,40	40	0-2	6-8	19-29	35-30		20046
02/12/08	@ COLORADO	W	32-22-07	2-1	8P,26	26	1-3	4-4	29-33	35-60		16257
02/15/08	DALLAS	L	32-23-07	2-4	14,14	3	0-4	3-6	22-21	35-35		17323+
02/17/08	CALGARY	W	33-23-07	4-2	15,52,27P,25P	27	2-6	2-3	36-25	35-34		17174+
02/20/08	COLORADO	W**	34-23-07	3-2	8P,44,10X	10	1-6	4-4	22-28	35-31		17174+
02/22/08	ST. LOUIS	W*	35-23-07	2-1	8,26	26	0-3	4-4	29-17	35-34		17174+
02/24/08	CHICAGO	W	36-23-07	6-3	8P,15,8P,40,8,14	40	2-9	6-6	28-32	1-40		17174+
02/29/08	CALGARY	W	37-23-07	3-1	11,27P,8P	27	2-7	4-5	25-23	35-34		17174+
03/03/08	OTTAWA	W	38-23-07	3-1	4,10P,27P	10	2-6	4-4	31-25	35-29		17174+
03/05/08	@ CHICAGO	L	38-24-07	0-3	-	52	0-3	7-9	19-28	50-35		16666
03/06/08	@ COLORADO	L	38-25-07	0-1	-	8	0-3	6-6	27-30	60-1		18007
03/09/08	MONTREAL	W	39-25-07	3-1	22,14,26S	14	0-8	4-4	37-21	35-31		17174+
03/11/08	@ PHOENIX	O**	39-25-08	2-3	22,15	17	0-3	3-4	37-39	30-35		14683
03/12/08	VANCOUVER	W	40-25-08	4-1	22,32S,44,39P	32	1-4	5-6	31-31	1-1		17174+
03/15/08	ST. LOUIS	W	41-25-08	5-2	11,8P,44,44,15	44	1-5	1-1	33-40	35-34		17174+
03/19/08	@ DALLAS	W	42-25-08	2-1	27P,4P	4	2-5	7-7	17-21	35-35		18584
03/21/08	@ SAN JOSE	L	42-26-08	1-2	8,22	27	0-2	6-7	13-43	20-1		17496
03/22/08	@ PHOENIX	W	43-26-08	2-1	8P	8	1-6	4-5	15-31	1-30		17645
03/26/08	LOS ANGELES	W**	44-26-08	2-1	54P,11X	11	1-5	1-2	40-32	1-31		17331+
03/28/08	SAN JOSE	L	44-27-08	1-3	27P	27	1-3	2-3	24-27	33-1		17334+
03/30/08	DALLAS	W**	45-27-08	3-2	11P,11,14X	14	1-7	5-5	32-25	35-35		17174+
04/05/08	@ LOS ANGELES	W	46-27-08	4-3	33,8,15,8	8	0-2	3-3	26-31	35-39		18118
04/06/08	PHOENIX	W**	47-27-08	3-2	14,54,15X	15	0-0	1-2	43-34	1-30		17269+

(* = OVERTIME ** = SHOOTOUT += SELOUT)

P = POWER PLAY GOAL S = SHORTHANDED GOAL X = SHOOTOUT GOAL

2006-07 ANAHEIM DUCKS

2007 STANLEY CUP CHAMPIONS



FRONT ROW (L-R): J.S. Giguere, Assistant General Manager David McNab, Vice President/COO Tim Ryan, Senior Vice President of Hockey Operations Bob Murray, Executive Vice President & General Manager Brian Burke, Owner Henry Samueli, Chris Pronger, Scott Niedermayer, Rob Niedermayer, Owner Susan Samueli, CEO Michael Schulman, Head Coach Randy Carlyle, Senior Vice President/CMO Bob Wagner, Ilya Bryzgalov and Sebastian Caron. **SECOND ROW:** Trainer Rick Burrill, Assistant Coach Dave Farrish, Vice President of Finance Doug Heller, Vice President of Human Resources Kim Kutcher, Senior Vice President/General Manager of Honda Center Mike O'Donnell, Chris Kunitz, Andy McDonald, Teemu Selanne, Samuel Pahlsson, Todd Marchant, Ryan Shannon, Senior Advisor to the General Manager Al Coates, Vice President of Sales & Marketing Steve Obert, Assistant Coach Newell Brown and Video Coordinator Joe Trotta. **THIRD ROW:** Assistant Equipment Manager John Alloway, Equipment Manager Mark O'Neill, Mark Hartigan, Francois Beauchemin, Travis Moen, Corey Perry, Sean O'Donnell, Ryan Getzlaf, Brad May, Goaltending Consultant Francois Allaire, Director of Professional Scouting Rick Paterson, Strength & Conditioning Coach Sean Skahan and Head Trainer Tim Clark. **BACK ROW:** Visiting Team Equipment Attendant Chris Kincaid, Aaron Rome, Shawn Thornton, Kent Huskins, Joe DiPenta, Dustin Penner, George Parros, Ric Jackson, Drew Miller, Ryan Carter, Joe Motzko and Massage Therapist James Parida.

POSTSEASON NOTES IN PLAYOFF SECTION

PACIFIC DIVISION CHAMPIONS:

The Ducks finished the season with a record of 48-20-14 for 110 points, winning their first Pacific Division Title (finished second in Western Conference) . . . Anaheim's OT win vs. Dallas on Mar. 23 clinched a playoff berth, marking the first time in team history the club qualified for the playoffs in consecutive seasons (fifth playoff appearance overall) . . . the Ducks took over sole possession of first place in the Pacific Division on Oct. 27 and spent the final 72 games and 163 days atop of the Pacific Division. . . they clinched the division title on Apr. 7 with Vancouver's 4-3 OT win vs. SJ, then finished the season later that evening with a 4-3 win @ Columbus. . . below is a look at the Ducks' finish within its division in each of their 13 seasons in the NHL:

SEASON

1993-94
1994-95
1995-96
1996-97
1997-98
1998-99
1999-00
2000-01
2001-02
2002-03
2003-04
2005-06
2006-07

DIVISION WINNER

Calgary Flames
Calgary Flames
Colorado Avalanche
Colorado Avalanche
Colorado Avalanche
Dallas Stars
Dallas Stars
Dallas Stars
San Jose Sharks
Dallas Stars
San Jose Sharks
Dallas Stars
Anaheim Ducks

DUCKS FINISHED

Fourth (six-team division)
Sixth (six-team division)
Fourth (seven-team division)
Second (seven-team division)
Sixth (seven-team division)
Third (five-team division)*
Fifth (five-team division)
Fifth (five-team division)
Fifth (five-team division)
Second (five-team division)
Fourth (five-team division)
Third (five-team division)
First (five-team division)

*The Pacific Division was realigned to today's format prior to the 1998-99 season

RECORD-BREAKING SEASON:

After breaking nearly all major club records in 2005-2006, the Ducks followed suit with another record-breaking season. . . With a 48-20-14 record, the Ducks set new franchise records for wins (48) and standings points (110), reaching the 100-point mark for the first time in club history. . . Anaheim also set new club highs in goals (254 — does not include goals awarded for shootout wins), PP goals (89) and PP% (22.4%, 89-for-398).

STRONG FINISH:

The Ducks closed out the season earning standings points in six straight (4-0-2) and 17 of their last 20 games (13-3-4) . . . the club earned points in 12 of their last 13 home contests (8-1-4) . . . in addition, Anaheim recorded points in the last five consecutive (4-0-1) and seven of their last nine road games (5-2-2) . . . the Ducks recorded points in 62 of 82 games (110 of a possible 164).

HOT TICKET IN TOWN:

The Ducks finished the regular season having sold out 22 consecutive home contests (longest streak since 1998) and 24 of the last 25... the club recorded 25 total sellouts on the season, 13 more than it had in 2005-2006... the 25 sellouts matches the most since the 1997-98 season... the Ducks averaged 16,377 fans per game, an 8.2% increase over last year (15,131)... the club's average attendance and percent capacity (95.4%) were also the highest since the 1997-98 season.

WEST COAST WINNERS:

The Ducks recorded 106 points with their win Mar. 31 @ STL, breaking Los Angeles' 32-year record for most points by a West Coast team in NHL history... below is a look at the top nine West Coast teams in NHL history to eclipse 100 points:

TOP POINTS IN NHL HISTORY BY WEST COAST TEAMS

Team	Year	GP	Pts
Anaheim	2006-07	82	110 (48-20-14)
San Jose	2006-07	82	107 (51-26-5)
Los Angeles	1974-75	80	105 (42-17-21)
San Jose	2003-04	82	104 (43-21-18)
Vancouver	2002-03	82	104 (45-23-14)
Vancouver	2006-07	82	105 (49-26-7)
Los Angeles	1990-91	80	102 (46-25-10)
Vancouver	2003-04	82	101 (43-24-15)
Vancouver	1992-93	84	101 (46-29-9)

*The California/Oakland Seals' best finish was in 1968-69 with 69 points

TOUGH TO BEAT:

Anaheim netminder **J.S. Giguere** finished the season with a record of 36-10-8...his GAA (2.26) was his lowest since the 2001-02 season (2.13) and his SV% (.918) was his best since 2002-03 (.920)...in 28 home starts, Giguere posted a 21-2-5 record with a 2.17 GAA (60 GA/1,660 min.) and .917 SV% (659-of-719 shots), having earned the Ducks points in 26 of those games...for the season, he ranked 10th in the NHL in wins, 5th in GAA and T-7th in SV%...in addition, with a win March 29 @ CBJ, Giguere broke his previous career-high and established a new franchise record for wins in a season (previous mark was 34 wins, set in 2002-03).

BETTER WITH AGE:

With a goal March 29 @ CBJ, **Teemu Selanne** became the oldest player in NHL history (age 36-or-older) to score 45-plus goals in one season (finished with 48)...Selanne was born on July 3, 1970...Selanne was also the first player in NHL history age 35-or-older to record consecutive 40+ goal seasons (had 40 in 2005-06)...it marked the 7th time in his career he hit the 40 goal plateau, the most among active NHL players... among league leaders, Selanne finished 3rd in the NHL (1st in the Western Conference) in goals and T-11th in the NHL in points (94)...he finished 1st in the NHL in power play goals (25) and T-1st in game-winning goals (10), which include two overtime winners.

SPECIAL TEAMS TOP THE CHARTS:

The Ducks were the only team in the NHL this season to have a top-5 ranking in both power play and penalty killing percentage...the Ducks set a new club record for highest PP% in one season, finishing third in the NHL with a 22.4% success rate (89-for-398)... Anaheim finished fourth overall in PK%, killing 349-of-410 penalties on the campaign (85.1%)... the Ducks killed the last 22 consecutive opponent power play to end the season, going back to Mar. 28 @ CHI (did not allow a PP goal in the last five games).

LIGHTING THE LAMP:

The Ducks scored three-or-more goals in 54 of 82 contests in 2006-2007... during the final stretch, the Ducks scored three-or-more goals in 10 of their last 14 and 15 of their last 20 contests...Anaheim recorded 258 team goals, T-3rd in the Western Conference.

CLAMPING DOWN:

The Ducks were especially tough to score against during the third period in 2006-2007... Anaheim allowed only 64 goals in the final period of regulation, the second-least in the NHL...below is a look at the top five teams in the NHL who allowed the least amount of goals in the third period:

Team	Goals Allowed
Minnesota	55
Anaheim	63
Dallas	64
Detroit	64
New Jersey	67

2006-07 ANAHEIM DUCKS

NORRIS FINALISTS:

Ducks defenseman **Scott Niedermayer** and **Chris Pronger** were both Norris Trophy finalists...Niedermayer (15-54=69) and Pronger (13-46=59) both finished the season with 50+plus points, marking the first time in club history two defensemen hit that plateau (prior to the 2006-07 season, no pair of Ducks defensemen had each recorded 40-or-more points):

- Captain Scott Niedermayer led all NHL defensemen in scoring, becoming the first Anaheim blue-liner to do so...he was also tied for first in assists among defensemen.
- Despite missing 16 games due to injury, defenseman Chris Pronger finished the season tied for sixth in points, sixth in assists among NHL defensemen and fourth overall in avg. TOI...Pronger led the Ducks in plus/minus...in addition, he ranked first in points-per-game (.89) among NHL defensemen.



IRON MAN:

Samuel Pahlsson became the Ducks' all-time "Iron Man" with 275 consecutive games played...on Jan. 9 @ NSH, he passed Oleg Tverdovsky to move into first place on the Ducks' all-time consecutive games played list...Pahlsson played in all 82 games in each of the last three seasons and has not missed a game since being a healthy scratch on Feb. 5, 2003 @ Edmonton...in addition, Pahlsson is currently 7th in the NHL on the active games played list...Andy McDonald is now in 2nd place on the Ducks all-time consecutive games played list, having played in 243 consecutive games...below is a list of most consecutive games played list in Ducks history and the longest "Iron Man" streaks NHL:

DUCKS

Player	Consecutive Games Played
Samuel Pahlsson	275
Andy McDonald	243
Oleg Tverdovsky	237
Paul Kariya	195
Steve Rucchin	185



Andrew Brunette, COL	371
Olli Jokinen, FLA	294
Jay Pandolfo, NJ	283
Brad Richards, TB	283
Samuel Pahlsson, ANA	275

NHL (ACTIVE)

Player	Consecutive Games Played
Brendan Morrison, VAN	512
Cory Sarich, TB	388

2006-07 GAME-BY-GAME



#	Date	Team	W/L/OT	Record	GF- GA	Scorers	W Goal	PP	PK	SF - SA	W - L Gldrs	Attend.
1	10/06/2006	LOS ANGELES	W	01-00-00	43	10,19,15,14P	14	1-5	67	32-44	35-39	17174+
2	10/07/2006	@ PHOENIX	W	02-00-00	21	8P,17P	17	2-5	54	25-35	30-31	15897
3	10/09/2006	ST. LOUIS	W	03-00-00	20	14P,14P	14	2-6	55	34-34	35-1	13938
4	10/11/2006	NY ISLANDERS	O**	03-00-01	45	26,26,25P,10P	16	2-6	23	50-24	1-35	12394
5	10/15/2006	DALLAS	O**	03-00-02	34	225,27,19	36	0-4	8-10	39-35	35-35	15269
6	10/18/2006	DETROIT	W	04-00-02	41	15P,37P,14P,10	37	3-10	77	31-22	35-39	14767
7	10/20/2006	MINNESOTA	W	05-00-02	21	27,21	21	0-4	55	29-28	35-35	13430
8	10/22/2006	@ LOS ANGELES	W**	06-00-02	32	38,17,15X	15	0-1	2-2	21-31	35-31	18118
9	10/25/2006	EDMONTON	W	07-00-02	62	32,27,15,38,15,32	15	0-2	45	20-31	35-35	13537
10	10/27/2006	@ MINNESOTA	O**	07-00-03	23	19,14	9	0-4	9-9	34-33	35-35	18568
11	10/28/2006	@ CHICAGO	W	08-00-03	30	17,19P,44	17	1-7	3-3	22-14	30-31	13580
12	10/30/2006	@ ST. LOUIS	W**	09-00-03	65	32,23,22,27P,17P,15X	15	2-3	7-9	33-24	35-1	8629
13	11/01/2006	NY RANGERS	O*	09-00-04	34	8,25,15	68	0-6	7-9	33-34	80-35	14350
14	11/03/2006	PHOENIX	W	10-00-04	62	14P,17,8P,21,19,25P	8	3-7	5-5	35-27	30-31	14833
15	11/04/2006	PITTSBURGH	W*	11-00-04	32	14,10P,8P	8	2-9	22	40-17	35-41	16599
16	11/09/2006	@ VANCOUVER	W	12-00-04	60	37,14,26,15,22,15	37	0-7	5-5	27-20	35-1	18630
17	11/10/2006	@ CALGARY	L	12-01-04	33	-	22	0-5	22	37-18	34-30	19289
18	11/12/2006	MINNESOTA	W	13-01-04	32	17,10,27P	27	1-5	0-0	38-26	35-32	16306
19	11/15/2006	PHILADELPHIA	L	13-02-04	47	14,26,17P,19P	12	2-6	25	41-16	42-35	15379
20	11/17/2006	CHICAGO	O**	13-02-05	34	23,8P,14P	15	2-11	3-3	45-24	39-30	16526
21	11/19/2006	PHOENIX	W	14-02-05	64	19P,19,14P,14,14,44	14	2-5	1-4	30-28	35-31	16394
22	11/21/2006	SAN JOSE	W	15-02-05	50	25,15P,8,23P,8	25	2-5	3-3	44-23	35-20	15013
23	11/22/2006	@ COLORADO	O**	15-02-06	23	8P,17	19	1-4	4-4	32-43	60-35	17104
24	11/24/2006	NEW JERSEY	W	16-02-06	42	17,26,225,22	22	0-6	5-6	37-25	35-30	16599
25	11/26/2006	CALGARY	W	17-02-06	53	26,8P,15P,8,22	8	2-6	3-4	39-22	31-29	17174+
26	11/28/2006	@ EDMONTON	W*	18-02-06	32	8P,14,15	15	1-3	4-4	26-22	35-35	16839
27	11/30/2006	@ VANCOUVER	W	19-02-06	21	19,15P	15	1-7	2-2	30-24	35-1	18630
28	12/02/2006	@ LOS ANGELES	W	20-02-06	43	32,8P,44,8P	8	2-6	5-7	29-41	35-39	16141
29	12/03/2006	LOS ANGELES	L	20-03-06	23	15P,22	24	1-3	7-8	29-41	39-35	17174+
30	12/04/2006	NASHVILLE	W	21-03-06	40	8,15,8P,14P	8	2-5	6-6	32-21	35-30	15362
31	12/08/2006	@ WASHINGTON	W	22-03-06	61	45,225,17,8,19,10	22	0-3	6-7	34-27	35-37	12269
32	12/09/2006	@ TAMPA BAY	W	23-03-06	43	17,17P,8,14	14	1-2	5-5	25-27	35-30	18719
33	12/12/2006	@ FLORIDA	W	24-03-06	54	10,15,23,25P,25	25	1-4	4-4	36-31	35-35	13140
34	12/13/2006	@ ATLANTA	W	25-03-06	21	8P,8	8	1-5	6-7	32-35	35-32	16028
35	12/16/2006	@ SAN JOSE	L	25-04-06	34	15P,10,17P	19	2-7	4-6	35-29	20-35	17496
36	12/18/2006	CALGARY	W	26-04-06	41	19,26,17,10P	26	1-3	5-5	41-28	35-34	17174+
37	12/20/2006	DALLAS	W	27-04-06	41	25,10,10,27P	10	1-4	3-3	27-27	35-35	17174+
38	12/23/2006	@ PHOENIX	L	27-05-06	02	-	19	0-3	4-4	29-32	32-35	14843
39	12/26/2006	@ SAN JOSE	W	28-05-06	43	39,14,17,10	10	0-4	5-6	30-21	31-20	17496
40	12/29/2006	@ CAROLINA	L	28-06-06	24	8,8P	11	1-6	3-6	27-27	30-31	18790
41	12/31/2006	@ MINNESOTA	L	28-07-06	34	8,27P,8P	21	2-7	7-10	30-29	35-31	18568
42	01/02/2007	@ DETROIT	L	28-08-06	12	15P	40	1-5	4-5	22-30	39-30	20066
43	01/05/2007	COLUMBUS	L	28-09-06	34	19P,32,8	27	1-7	7-7	36-33	30-30	17405+
44	01/07/2007	DETROIT	W	29-09-06	42	32,43,15,44	15	0-2	5-7	27-35	30-39	17418+
45	01/09/2007	@ NASHVILLE	O*	29-09-07	45	14,17P,15P,8	26	2-5	5-5	31-24	29-30	11821
46	01/11/2007	@ DALLAS	W	30-09-07	51	8P,8P,27P,33,8	8	3-7	3-3	24-18	30-35	18532
47	01/13/2007	COLORADO	O**	30-09-08	23	46,15	23	0-4	2-2	40-17	31-30	17174+
48	01/16/2007	ST. LOUIS	L	30-10-08	24	10,8P	39	1-6	3-4	32-20	1-30	17174+
49	01/18/2007	@ EDMONTON	L	30-11-08	14	8	20	0-3	5-5	24-20	35-30	16839
50	01/19/2007	@ CALGARY	L	30-12-08	23	27P,27	11	1-4	5-6	24-22	34-30	19289
51	01/28/2007	DALLAS	W	31-12-08	41	19,17,19,8P	17	1-7	4-5	28-31	35-35	17331+
52	01/31/2007	PHOENIX	W	32-12-08	21	32,19P	19	1-3	3-3	40-25	35-31	17174+
53	02/03/2007	@ NASHVILLE	L	32-13-08	03	-	2	0-4	6-8	36-20	29-35	17113
54	02/06/2007	@ SAN JOSE	W	33-13-08	74	32,26,19,44,17,32,155	17	0-1	3-5	31-38	35-35	17496
55	02/07/2007	SAN JOSE	L	33-14-08	23	8,45	9	0-5	4-5	22-29	35-30	17466+
56	02/10/2007	@ DALLAS	L	33-15-08	01	-	36	0-6	5-6	32-21	41-35	17793
57	02/13/2007	@ COLORADO	L	33-16-08	02	-	23	0-5	4-5	39-29	31-35	17512
58	02/15/2007	@ PHOENIX	W*	34-16-08	34	8,25P,17,25P,8P	8	3-5	6-6	40-26	35-31	15038
59	02/17/2007	@ LOS ANGELES	W**	35-16-08	52	8P,14,10X	10	1-5	4-5	34-32	35-31	18118
60	02/18/2007	LOS ANGELES	O**	35-16-09	34	14,8P,15P	17	2-7	5-7	42-24	1-35	17363+
61	02/20/2007	VANCOUVER	O*	35-16-10	23	47,14P	22	1-4	2-4	40-31	35-35	17467+
62	02/23/2007	@ DALLAS	L	35-17-10	14	10	50	0-5	4-4	25-21	41-35	17634
63	02/25/2007	COLORADO	W	36-17-10	53	19,19P,8,27,25P	27	2-7	3-5	41-26	35-60	17174+
64	02/26/2007	@ SAN JOSE	W	37-17-10	32	17,17,8	8	0-1	4-5	19-42	30-20	17496
65	03/01/2007	@ LOS ANGELES	O*	37-17-11	34	17P,27P,19	13	2-4	5-6	30-21	1-30	17620
66	03/02/2007	SAN JOSE	W	38-17-11	31	17P,14,25P	14	2-5	6-6	25-31	35-20	17174+
67	03/04/2007	NASHVILLE	W**	39-17-11	32	8,17,8X	8	0-5	2-2	35-14	35-29	17174+
68	03/07/2007	PHOENIX	W	40-17-11	21	5P,33	33	1-3	4-4	26-25	35-32	17174+
69	03/09/2007	EDMONTON	W	41-17-11	51	15P,10,15,17P,19	10	2-5	1-1	32-29	30-35	17174+
70	03/11/2007	VANCOUVER	W	42-17-11	42	8P,19,19,8P	19	2-7	7-7	24-26	35-1	17174+
71	03/14/2007	COLUMBUS	O**	42-17-12	45	10,23,23,14	9	0-5	6-7	38-27	30-35	17174+
72	03/16/2007	CHICAGO	W	43-17-12	52	8,10P,8P,19,19P	8	3-7	6-8	26-33	30-39	17174+
73	03/18/2007	LOS ANGELES	L	43-18-12	35	32,17,8	12	0-4	2-4	27-29	31-35	17174+
74	03/22/2007	@ PHOENIX	L	43-19-12	12	32	21	0-4	5-5	23-31	31-30	15593
75	03/23/2007	DALLAS	W*	44-19-12	32	14P,14P,27	27	2-3	3-4	35-36	35-35	17421+
76	03/26/2007	@ DETROIT	L	44-20-12	01	-	13	0-4	3-3	25-28	39-35	20066
77	03/28/2007	@ CHICAGO	W	45-20-12	31	17,17,16	17	0-3	2-3	23-21	30-39	11295
78	03/29/2007	@ COLUMBUS	W	46-20-12	52	25,23P,15P,25P,8	15	3-6	4-4	31-25	35-30	15340
79	03/31/2007	@ ST. LOUIS	W*	47-20-12	32	27P,19P,19	19	2-4	4-4	27-22	35-30	18609
80	04/04/2007	SAN JOSE	O**	47-20-13	23	19,27P	29	1-4	3-3	39-31	20-30	17440+
81	04/06/2007	@ DALLAS	O**	47-20-14	12	8	17	0-3	5-5	22-30	35-30	18584
82	04/07/2007	@ COLUMBUS	W	48-20-14	43	8P,17,8P,15	15	2-3	4-4	25-45	30-30	17391

(* = OVERTIME ** = SHOOTOUT + = SELLOUT)

P = POWER PLAY GOAL S = SHORTHANDED GOAL X = SHOOTOUT GOAL

2005-06 MIGHTY DUCKS OF ANAHEIM



FRONT ROW (L-R): J.S. Giguere, Executive Vice President/COO Tim Ryan, Senior Vice President of Hockey Operations Bob Murray, Executive Vice President/General Manager Brian Burke, Owner Henry Samueli, Alternate Captain Teemu Selanne, Captain Scott Niedermayer, Alternate Captain Rob Niedermayer, Owner Susan Samueli, CEO Michael Schulman, Head Coach Randy Carlyle, Senior Vice President/CMO Bob Wagner, Ilya Bryzgalov. **SECOND ROW:** Video Coordinator Joe Trotta, Assistant Coach Dave Farrish, Senior Advisor to the General Manager Al Coates, Vice President of Amateur Scouting Chuck Fletcher, Samuel Pahlsson, Ruslan Salei, Andy McDonald, Joffrey Lupul, Assistant GM David McNab, Vice President of Sales & Marketing Steve Obert, Assistant Coach Newell Brown, Goaltending Consultant Francois Allaire. **THIRD ROW:** Assistant Equipment Manager John Allaway, Equipment Manager Mark O'Neill, Strength & Conditioning Coach Sean Skahan, Chris Kunitz, Jeff Friesen, Vitaly Vishnevski, Jason Marshall, Todd Marchant, Visiting Team Equipment Attendant Chris Kincaid, Head Trainer Tim Clark, Massage Therapist James Partida. **BACK ROW:** Francois Beauchemin, Travis Moen, Todd Fedoruk, Sean O'Donnell, Ryan Getzlaf, Corey Perry, Joe DiPenta, Jonathan Hedstrom.

POSTSEASON NOTES IN PLAYOFF SECTION

PLAYOFF BOUND

The Ducks finished the regular season with a record of 43-27-12, good for 98 standings points and a sixth place finish in the Western Conference...the club clinched a playoff spot on Apr. 10 @ VAN, the fourth post-season berth in club history.

A RECORD-BREAKING SEASON

The Ducks set club-records in wins (43) and points (98), eclipsing the previous marks of 40 and 95, respectively, set in 2002-2003...Anaheim's 26 wins at HOME (26-10-5) also set a club-record, breaking the record of 23 in 1996-97 (23-12-6)...the Ducks also set club-records for goals scored with 251 (not including team goals awarded in shootouts) and power play goals with 87...all of these marks were broken again the next season (2006-2007).

STEADY CLIMB

On Jan. 13, the Ducks were 10th in the Western Conference (19-16-7, 45 points) and eight points out of the last playoff spot (occupied at the time by Colorado)...from that point on, Anaheim had a record of 24-11-5 for 53 points...the Ducks became just the fourth NHL team to qualify for the playoffs when trailing the 8th place position by 8 points-or-more anytime after Jan. 1...the first three teams to do so were the NY Islanders (1993-94 - finished 7th), Ottawa Senators (1996-97 - finished 7th) & Vancouver Canucks (2001-2002 - finished 8th)...the San Jose Sharks followed suit by becoming the fifth such team to accomplish the feat...the NHL standings switched to the current format in 1992-93.

ANOTHER GREAT SEASON

Ducks Captain Scott Niedermayer established then career highs in points, assists and games played with 13-50=63 points in 82 games in 2005-2006...his assist and point totals were new franchise records for a defenseman (records he broke again the following season)...Niedermayer finished the season ranked 6th in the NHL in points and T-4th in assists by a defenseman...in his Norris Trophy winning season of 2003-04, Niedermayer scored 14-40=54 points in 81 games...in January, he was named to Canada's Olympic Team but elected not to play so he could have arthroscopic knee surgery during the Olympic Break...after the Olympic Break, he scored 4-17=21 points in 25 games in leading the Ducks to a 16-8-1 record...he was one of four Ducks' players to play in every game, marking the first time in his career he played all 82 games.

FLASHY FINN

Ducks right wing Teemu Selanne scored 40-50=90 points in 80 games with a +28 rating...he led the Ducks in goals, points, plus/minus, power play goals (18) and shooting percentage (15.0%)...after leading Finland to the Silver Medal at the 2006 Winter Olympics (was named best forward in the tournament), Selanne had 14-22=36 points with a +8 rating in his last 25 games (only Thornton and Cheechoo of SJ had more points)...his 40 goals are the most he scored in one season since 1998-1999, when he scored 47...he finished the season ranked T-13th in the NHL in points, T-10th in goals.

2005-06 GAME-BY-GAME

20
1993 2013

#	DATE	TEAM	W/L/T/O	RECORD	GF - GA	SCORERS	W/T GOAL	PP	PK	SF - SA	W - L GLTR	ATTEND
1	10/05/2005	@ CHICAGO	W	01-00-00	5-3	13P,155,15,27P,4A5	27	2-9	8-9	24-39	35 - 53	16533
2	10/08/2005	@ NASHVILLE	O**	01-00-01	2-3	26,39	9	0-5	3-4	35-35	29 - 35	16279
3	10/10/2005	EDMONTON	L	01-01-01	2-4	13,61	20	0-7	5-8	33-32	30 - 35	17174+
4	10/14/2005	COLUMBUS	W	02-01-01	4-3	32,15,15P,3	3	1-6	7-9	36-19	35 - 31	12930
5	10/16/2005	@ MINNESOTA	L	02-02-01	1-4	7	17	0-7	6-8	29-22	35 - 35	18568
6	10/19/2005	@ ST. LOUIS	L	02-03-01	2-3	8,13P	4	1-6	5-7	30-34	40 - 30	10882
7	10/21/2005	@ DETROIT	L	02-04-01	2-3	13,51P	37	1-4	5-8	25-39	34 - 30	20066
8	10/23/2005	PHOENIX	W	03-04-01	5-3	39,13,19P,17S,4AP	17	2-6	5-7	28-27	30 - 30	13733
9	10/25/2005	@ LOS ANGELES	L	03-05-01	1-3	19	20	0-7	7-8	30-33	35 - 30	18118
10	10/26/2005	CALGARY	W	04-05-01	4-1	15P,19,3P,13P	19	3-6	6-7	31-26	35 - 34	11774
11	10/28/2005	ST. LOUIS	W	05-05-01	6-4	15,13P,17P,39,44P,13	44	3-8	6-7	39-28	35 - 50	12510
12	10/30/2005	PHOENIX	W	06-05-01	3-2	13,19,19P	19	1-4	6-7	27-36	35 - 30	12956
13	11/01/2005	NASHVILLE	W	07-05-01	4-1	19,17P,27P,38	17	2-10	7-7	35-33	35 - 29	11690
14	11/03/2005	@ COLORADO	L	07-06-01	3-4	39,15P,15S	24	1-3	7-7	23-32	1 - 30	18007
15	11/04/2005	SAN JOSE	O*	07-06-02	0-1	-	11	0-6	6-7	21-32	31 - 35	12546
16	11/06/2005	MINNESOTA	O**	07-06-03	3-4	25,51,51P	25	1-9	4-4	42-21	35 - 35	14053
17	11/12/2005	@ PHOENIX	O*	07-06-04	1-2	51	4	0-5	4-4	44-30	31 - 35	16358
18	11/13/2005	DALLAS	L	07-07-04	1-3	17	26	0-7	5-6	41-19	35 - 35	14018
19	11/16/2005	DALLAS	L	07-08-04	2-4	32,27P	26	1-5	9-10	32-38	35 - 30	12189
20	11/18/2005	COLORADO	L	07-09-04	2-3	17,13P	40	1-6	6-7	33-31	31 - 30	15614
21	11/20/2005	VANCOUVER	L	07-10-04	2-3	19P,44P	6	2-10	9-10	33-29	39 - 30	14149
22	11/22/2005	@ PHOENIX	W	08-10-04	2-1	28,13	13	0-2	7-7	20-20	30 - 31	13696
23	11/23/2005	@ DALLAS	L	08-11-04	1-3	13	44	0-7	6-8	21-27	35 - 30	18532
24	11/25/2005	DETROIT	W	09-11-04	3-1	19,13P,17S	13	1-3	4-5	29-29	30 - 30	17174+
25	11/27/2005	CHICAGO	W	10-11-04	3-1	13,15,44	15	0-8	7-7	25-35	30 - 53	13078
26	11/30/2005	PHOENIX	W	11-11-04	6-1	15,13,38,76P,6P,25P	13	3-8	7-7	35-17	30 - 30	12050
27	12/03/2005	ATLANTA	W	12-11-04	2-1	15,19P	19	1-4	4-4	28-21	30 - 35	14532
28	12/06/2005	CAROLINA	L	12-12-04	2-6	44,23	14	0-4	4-5	37-31	29 - 30	13045
29	12/08/2005	@ BUFFALO	O*	12-12-05	2-3	38,15	61	0-4	1-2	30-31	43 - 35	12504
30	12/10/2005	@ MONTREAL	W	13-12-05	5-3	25,39,24,17,44P	17	1-6	5-7	37-24	35 - 60	21273
31	12/12/2005	@ TORONTO	L	13-13-05	2-3	44,13	10	0-8	4-6	29-27	32 - 35	19401
32	12/14/2005	TAMPA BAY	W	14-13-05	4-2	22,25P,23P,44	23	2-7	6-7	33-24	35 - 47	12286
33	12/16/2005	LOS ANGELES	O**	14-13-06	3-4	39,22,15P	38	1-4	4-6	45-37	31 - 35	17174+
34	12/18/2005	SAN JOSE	W	15-13-06	5-4	385,27,29,22,44	44	0-4	4-5	34-34	35 - 20	16297
35	12/20/2005	@ SAN JOSE	L	15-14-06	2-4	39P,13P	14	2-9	2-3	35-21	20 - 35	16172
36	12/21/2005	ST. LOUIS	W	16-14-06	6-3	13,19P,26S,28,19,33	28	1-7	7-8	36-25	35 - 50	13381
37	12/28/2005	@ COLUMBUS	L	16-15-06	0-1	-	25	0-4	10-10	40-42	30 - 35	17387
38	12/31/2005	@ ST. LOUIS	W**	17-15-06	5-4	19,38,5,38,38X	38	0-3	4-7	33-34	35 - 1	13286
39	01/01/2006	@ NASHVILLE	W	18-15-06	4-2	15,15,27P,17	27	1-7	4-4	36-23	30 - 29	17113
40	01/06/2006	@ DALLAS	O**	18-15-07	3-4	19P,26,13P	20	2-7	6-6	26-25	1 - 35	18532
41	01/07/2006	@ MINNESOTA	L	18-16-07	1-4	29	25	0-4	7-8	23-36	35 - 30	18568
42	01/09/2006	LOS ANGELES	W	19-16-07	6-2	51P,19P,17,17,38,17	17	2-5	5-6	27-43	35 - 31	17174+
43	01/13/2006	WASHINGTON	O*	19-16-08	2-3	15,32	8	0-3	2-2	34-26	1 - 35	16186
44	01/16/2006	@ BOSTON	O*	19-16-09	3-4	27P,38,51P	37	2-9	4-4	28-24	30 - 30	15279
45	01/19/2006	@ OTTAWA	W**	20-16-09	4-3	38P,13,22,38X	38	1-4	3-4	39-33	35 - 39	19387
46	01/21/2006	FLORIDA	W	21-16-09	1-0	38	38	0-7	7-7	31-30	35 - 1	17011
47	01/23/2006	@ LOS ANGELES	O**	21-16-10	2-3	23,23P	6	1-4	9-9	35-34	31 - 35	18118
48	01/25/2006	EDMONTON	L	21-17-10	3-6	38P,13P,13	44	2-6	8-10	22-26	30 - 35	14456
49	01/26/2006	@ SAN JOSE	W	22-17-10	2-0	19,15P	19	1-5	6-6	32-24	30 - 20	16174
50	01/28/2006	@ LOS ANGELES	W	23-17-10	6-2	15P,61,51P,38,61P,27P	51	4-8	6-8	33-32	30 - 31	18118
51	01/30/2006	LOS ANGELES	W*	24-17-10	4-3	13P,51P,13,27	27	2-6	3-4	45-32	30 - 31	17174+
52	02/01/2006	SAN JOSE	L	24-18-10	4-6	13P,19P,38,76	14	2-9	5-8	39-35	20 - 30	16542
53	02/04/2006	@ SAN JOSE	W	25-18-10	2-0	29,13	29	0-5	8-8	24-35	35 - 20	17496
54	02/06/2006	@ EDMONTON	O**	25-18-11	5-6	19,61,38,22,27	34	0-5	3-5	40-30	1 - 35	16839
55	02/08/2006	@ CALGARY	L	25-19-11	1-3	19P	22	1-6	2-5	32-24	34 - 35	19289
56	02/10/2006	@ VANCOUVER	W	26-19-11	3-1	33,19,15P	19	1-4	5-5	30-28	30 - 35	18630
57	02/12/2006	CHICAGO	W	27-19-11	4-1	15P,76,61,15	76	1-8	2-2	32-24	35 - 30	17174+
58	03/01/2006	DETROIT	L	27-20-11	0-2	-	96	0-5	7-8	24-33	30 - 35	16606
59	03/03/2006	MINNESOTA	W	28-20-11	4-2	26S,61P,8,13	8	1-5	3-3	32-38	35 - 30	17048
60	03/05/2006	COLUMBUS	O**	28-20-12	2-3	51P,19	61	1-6	7-9	45-34	31 - 35	16124
61	03/07/2006	SAN JOSE	W*	29-20-12	5-4	15,19P,19,61P,8	8	2-4	5-6	27-48	35 - 20	15488
62	03/11/2006	@ PHOENIX	W	30-20-12	5-3	44,13,17,23P,44	23	1-10	7-8	36-17	35 - 31	17799
63	03/12/2006	PHOENIX	W	31-20-12	5-2	15P,26,12,61,22	12	1-8	4-4	45-22	30 - 35	17174+
64	03/15/2006	@ DETROIT	L	31-21-12	1-3	13P	23	1-6	3-4	26-29	30 - 35	20066
65	03/17/2006	@ CHICAGO	W	32-21-12	2-1	19,19	19	0-5	6-6	30-23	35 - 53	12031
66	03/19/2006	@ COLUMBUS	W	33-21-12	4-3	23,32,61,15P	15	1-6	8-9	29-28	35 - 30	16519
67	03/20/2006	@ DALLAS	W	34-21-12	2-1	19,26	26	0-2	2-3	18-25	35 - 35	18150
68	03/22/2006	COLORADO	W*	35-21-12	5-4	51P,27P,27P,19,17	17	3-5	2-3	36-29	35 - 31	15623
69	03/24/2006	NASHVILLE	W	36-21-12	6-3	13P,38P,13,61,19,19P	61	3-6	5-6	30-39	35 - 29	16377
70	03/25/2006	@ PHOENIX	W	37-21-12	5-2	27P,13P,61,13,23P	61	3-4	7-7	27-34	35 - 30	17605
71	03/28/2006	@ COLORADO	L	37-22-12	3-4	21,13,51	15	0-5	3-3	31-35	31 - 35	18007
72	03/29/2006	@ DALLAS	L	37-23-12	1-2	51	39	0-3	6-8	16-29	35 - 35	17764
73	03/31/2006	DALLAS	W**	38-23-12	5-4	38,26S,29,19,44X	44	0-5	2-4	36-31	35 - 35	17174+
74	04/02/2006	VANCOUVER	W	39-23-12	6-2	13P,26,23,51P,26,13	23	2-5	4-5	30-29	35 - 35	17174+
75	04/04/2006	LOS ANGELES	W	40-23-12	6-2	13P,15P,13P,26,26,61	13	3-4	3-3	41-18	35 - 31	17174+
76	04/06/2006	DALLAS	L	40-24-12	3-5	44,19P,15	39	1-7	5-7	35-28	35 - 35	17174+
77	04/08/2006	@ LOS ANGELES	W	41-24-12	4-2	44,15P,38,38P	38	2-6	8-9	32-27	35 - 31	17242
78	04/10/2006	@ VANCOUVER	W	42-24-12	4-2	27,44,19P,13	19	1-5	5-7	18-41	35 - 35	18630
79	04/11/2006	@ CALGARY	L	42-25-12	0-3	-	17	0-4	1-2	32-25	34 - 30	19289
80	04/13/2006	@ EDMONTON	L	42-26-12	1-2	19	83	0-4	5-5	24-37	35 - 35	16839
81	04/15/2006	@ SAN JOSE	L	42-27-12	3-6	51P,15,19	14	1-7	4-7	34-22	35 - 35	17496
82	04/17/2006	CALGARY	W	43-27-12	4-3	61P,38P,19,13P	13	3-13	7-8	34-32	35 - 33	17174+

(* = OVERTIME, ** = SHOOTOUT, + = SELLOUT)

2003-04 MIGHTY DUCKS OF ANAHEIM



Front Row (L-R): Jean-Sebastien Giguere, Director of Hockey Operations Chuck Fletcher, Assistant General Manager David McNab, Senior Vice President/General Manager Bryan Murray, Alternate Captain Keith Carney, Captain Steve Rucchin, Alternate Captain Sergei Fedorov, Head Coach Mike Babcock, Assistant Coach Lorne Henning, Senior Vice President Business Operations Al Coates, Martin Gerber. **Second Row:** Head Athletic Trainer Chris Phillips, Goaltending Consultant Francois Allaire, Assistant Coach Paul MacLean, Ruslan Salei, Vachlav Prospal, Rob Niedermayer, Petr Sykora, Assistant Coach Greg Carvel, Equipment Manager Mark O'Neill, Assistant Equipment Manager John Allaway. **Third Row:** Training Room Assistant Guido Sendowsky, Andy McDonald, Samuel Pahlsson, Mike Leclerc, Sandis Ozolinsh, Martin Skoula, Vitaly Vishnevski, Niclas Havelid, Massage Therapist Vincent Bennett. **Fourth Row:** Visiting Team Equipment Attendant Chris Kincaid, Joffrey Lupul, Cam Severson, Lance Ward, Garrett Burnett, Petr Schastlivy, Jason Krog, Strength and Conditioning Coach Sean Skahan.

THE SEASON:

The Ducks finished the season with a mark of 29-35-10-8 for 76 points (fourth in Pacific Division, 12th in the Western Conference). . . Anaheim ended the season going 13-12-2-1 over the last 28 games. . . the Ducks went 19-11-7-4 at home, 10-24-3-4 on the road.

DUCKS SOLID AT HOME IN 2003-04:

The Ducks (19-11-7-4 at the Arrowhead Pond) had at least one point in 15 of the last 19 (11-4-2-2) and 29 of the last 38 games at home (19-9-7-3)...including the last 33 regular season home games of the 2002-2003 season, the Ducks had a record of 38-17-13-6 over the last 74 home games, earning at least one point in 57 of the 74 contests at Honda Center (19-6-6-2 in last 33 home games in 2002-03, 19-11-7-4 in 2003-2004).

DUCKS LEAD LEAGUE IN FACEOFF PERCENTAGE FOR SECOND STRAIGHT SEASON:

The Mighty Ducks of Anaheim led the NHL in face-off percentage for the second consecutive year, winning 55.3% of their face-offs (2882-of-5208 total)...Carolina finished second winning 54.9%...Jason Krog led the team for the second straight year and ranked fourth in the NHL, with a 58.5 winning percentage (450-of-769), while Sergei Fedorov ranked 12th in the NHL (56.6%)...the Ducks won a season-high 67.2 percent in the home opener vs. Phoenix on Oct. 12...Anaheim won 50% or more of its face-offs in 17 of its last 19 games and 20 of the last 24...in 2002-2003, Anaheim finished first in the NHL with a 55.2 win percentage...Krog led the team and was second in the NHL with a 60.4 winning percentage (634 TF - 383 wins) in 2002-03...below is a breakdown of the top face-off teams in 2003-04.

NHL TEAMS RANKED BY FACEOFF PERCENTAGE SEASON

1. Anaheim – 55.3%
2. Carolina – 54.9%
3. Detroit – 52.5%
4. Boston – 52.1%
5. Toronto – 52.1%

2003-04 GAME-BY-GAME




GAME	DATE	OPPONENT	RESULT	RECORD/PTS.	DUCKS GOALS (BY #)	ANA. GOALTENDER(S)	ATTENDANCE
1	10/8	@ DALLAS	4-1 L	0-1-0/0	44	GIGUERE	18,532
2	10/9	@ NASHVILLE	3-1 L	0-2-0/0	44	GERBER	16,684
3	10/12	VS. PHOENIX	2-0 L	0-3-0/0	-	GIGUERE	17,174*
4	10/17	VS. OTTAWA	3-0 L	0-4-0/0	-	GIGUERE	13,885
5	10/19	VS. BOSTON	4-3 L (OT)	0-4-1/1	20, 40, 20	GIGUERE	13,120
6	10/21	@ SAN JOSE	2-0 W	1-4-1/3	8, 39	GERBER	14,362
7	10/22	VS. PHILADELPHIA	4-3 W (OT)	2-4-1/5	91, 40, 39, 44	GIGUERE	12,737
8	10/24	VS. BUFFALO	5-2 L	2-5-1/5	15, 39	GIGUERE	14,186
9	10/26	VS. CHICAGO	1-1 T (OT)	2-5-1/6	15+	GERBER	12,845
10	10/28	@ NYR	3-1 W	3-5-1/8	8, 28, 44	GERBER	17,902
11	10/29	@ WASHINGTON	4-2 W	4-5-1/10	91, 91, 10, 20	GERBER	13,350
12	11/1	@ NYI	4-1 L	4-6-1/10	44	GERBER (GIGUERE)	10,782
13	11/2	@ CHICAGO	3-1 L	4-7-1/10	40	GIGUERE	11,678
14	11/5	@ ST. LOUIS	2-1 L (OT)	4-7-2/11	8	GIGUERE	15,191
15	11/8	@ PHOENIX	4-3 L (OT)	4-7-3/12	44, 20, 20	GIGUERE	15,177
16	11/9	VS. PHOENIX	2-1 W (OT)	5-7-3/14	20*, 39	GIGUERE	14,269
17	11/12	VS. TORONTO	5-1 W	6-7-3/16	19, 19, 91, 91, 39	GIGUERE	15,903
18	11/16	VS. ST. LOUIS	4-3 W	7-7-3/18	10, 5, 20, 20	GIGUERE	14,460
19	11/18	@ COLORADO	2-1 L (OT)	7-7-4/19	40	GERBER	18,007
20	11/19	@ DALLAS	3-3 T (OT)	7-7-4/20	19, 39, 19+	GIGUERE	18,532
21	11/21	VS. NASHVILLE	4-3 L (OT)	7-7-5/21	10, 26, 20	GIGUERE	14,166
22	11/26	VS. NEW JERSEY	3-3 T (OT)	7-7-5/22	39, 91, 91+	GIGUERE	16,472
23	11/28	VS. CHICAGO	4-3 W	8-7-5/24	39, 15, 10, 91+	GERBER	15,117
24	11/30	@ MINNESOTA	1-1 T (OT)	8-7-4/25	8+	GIGUERE	18,568
25	12/2	@ COLUMBUS	2-1 L	8-8-4/25	40	GERBER	16,525
26	12/3	@ DETROIT	7-2 L	8-9-4/25	91, 49	GIGUERE (GERBER)	20,066
27	12/5	@ ATLANTA	6-2 L	8-10-4/25	15, 15	GIGUERE (GERBER)	17,230
28	12/7	VS. DALLAS	4-0 W	9-10-4/27	40, 15, 34, 91+	GERBER	15,831
29	12/10	VS. SAN JOSE	3-2 W	10-10-4/29	19, 39, 24	GERBER	12,246
30	12/13	@ SAN JOSE	2-0 L	10-11-4/29	-	GERBER	16,216
31	12/14	VS. EDMONTON	3-2 L	10-12-4/29	19, 39	GIGUERE	12,426
32	12/19	VS. COLORADO	1-0 W	11-12-4/31	91	GIGUERE	17,174*
33	12/21	VS. SAN JOSE	2-1 L	11-13-4/31	39	GIGUERE	14,853
34	12/22	@ SAN JOSE	2-1 L	11-14-4/31	23	GERBER	15,695
35	12/27	@ FLORIDA	3-2 L	11-15-4/31	27, 91	GIGUERE	18,007
36	12/29	@ TAMPA BAY	2-0 W	12-15-4/33	28, 39	GIGUERE	17,662
37	12/31	@ CAROLINA	3-1 W	13-15-4/35	19, 24*, 91	GERBER	13,379
38	1/2	@ BUFFALO	5-2 L	13-16-4/35	3, 19*	GERBER	18,690
39	1/3	@ DETROIT	3-1 L	13-17-4/35	19	GIGUERE	20,066
40	1/5	VS. DALLAS	2-2 T (OT)	13-17-5/36	20, 44+	GIGUERE	12,258
41	1/7	VS. LOS ANGELES	4-4 T (OT)	13-17-6/37	18, 18, 91, 2+	GIGUERE	17,174*
42	1/9	VS. VANCOUVER	5-2 L	13-18-6/37	2, 39	GIGUERE (GERBER)	15,914
43	1/11	VS. COLUMBUS	2-2 T (OT)	13-18-7/38	5, 2	GERBER	15,559
44	1/13	@ COLORADO	3-1 L	13-19-7/38	91	GIGUERE	18,007
45	1/15	@ EDMONTON	1-0 L	13-20-7/38	-	GERBER	16,839
46	1/17	@ VANCOUVER	2-1 W	14-20-7/40	2, 40	GIGUERE	18,630
47	1/19	VS. CALGARY	5-1 L	14-21-7/40	91	GIGUERE	13,146
48	1/21	VS. DETROIT	2-2 T (OT)	14-21-8/41	39, 40+	GERBER	17,174*
49	1/23	VS. MINNESOTA	6-2 W	15-21-8/43	39, 40, 15, 44, 40	GIGUERE	17,174*
50	1/24	@ LOS ANGELES	4-2 L	15-22-8/43	44, 40	GERBER	18,186
51	1/28	VS. LOS ANGELES	4-3 L (OT)	15-22-8/44	20, 20, 24	GERBER	17,174*
52	1/30	VS. COLORADO	4-3 W (OT)	16-22-8/46	40, 20, 91, 28	GIGUERE	17,174*
53	2/1	@ CALGARY	6-4 L	16-23-8/46	39, 5, 40, 91	GERBER (GIGUERE)	15,189
54	2/2	@ EDMONTON	2-1 L (OT)	16-23-8/47	15	GERBER	16,183
55	2/4	VS. CAROLINA	3-2 W	17-23-8/47	40, 5, 26	GERBER	12,339
56	2/11	VS. PHOENIX	5-3 W	18-23-8/51	28, 91, 15, 40, 39	GIGUERE	12,386
57	2/13	@ CALGARY	2-1 L	18-24-8/51	20	GIGUERE	17,749
58	2/14	@ VANCOUVER	2-1 W	19-24-8/53	3, 27	GIGUERE	18,630
59	2/16	VS. DALLAS	3-1 W	20-24-8/55	91, 39, 125	GIGUERE	15,139
60	2/18	VS. COLUMBUS	3-1 W	21-24-8/57	14, 40, 91S	GIGUERE	12,898
61	2/20	VS. NASHVILLE	3-2 L (OT)	21-24-8/58	26, 5	GIGUERE	16,263
62	2/22	@ DALLAS	4-0 L	21-25-8/58	-	GIGUERE	18,532
63	2/23	@ PHOENIX	1-1 T (OT)	21-25-9/59	10	GIGUERE	14,789
64	2/25	VS. EDMONTON	4-2 W	22-25-9/61	28, 26, 15, 15	GIGUERE	15,235
65	2/28	@ LOS ANGELES	2-1 L	22-26-9/61	15	GIGUERE	18,207
66	2/29	VS. LOS ANGELES	6-3 W	23-26-9/63	91, 17, 27, 91, 40, 20	GIGUERE	17,174*
67	3/3	VS. MINNESOTA	2-0 W	24-26-9/65	26, 26	GIGUERE	12,747
68	3/5	@ CHICAGO	5-2 W	25-26-9/67	39, 91, 44, 20, 20	GIGUERE	11,536
69	3/6	@ PITTSBURGH	2-1 L	25-27-9/67	20	GIGUERE	14,286
70	3/8	VS. MONTREAL	5-2 L	25-28-9/67	44, 39	GIGUERE	14,947
71	3/12	VS. NYI	3-1 L	25-29-9/67	26	GERBER	16,385
72	3/14	@ LOS ANGELES	5-1 L	25-30-9/67	91	GIGUERE	18,118
73	3/16	@ PHOENIX	3-2 W (OT)	26-30-9/69	55, 17, 91	BRYZGALOV	14,401
74	3/17	VS. ST. LOUIS	1-1 T (OT)	26-30-10/70	14+	GIGUERE	12,861
75	3/19	VS. SAN JOSE	4-2 L	26-31-10/70	23, 91	GERBER (GIGUERE)	17,174*
76	3/21	VS. DETROIT	8-6 W	27-31-10/72	15, 20, 26, 91, 39, 5, 91, 20	GIGUERE	17,174*
77	3/23	VS. NASHVILLE	4-1 W	28-31-10/74	40, 8, 39, 91+S	GERBER	15,976
78	3/25	@ ST. LOUIS	3-2 L	28-32-10/74	10, 44	GIGUERE	19,011
79	3/26	@ COLUMBUS	3-1 L	28-33-10/74	39	GERBER	18,136
80	3/28	@ MINNESOTA	2-1 L	28-34-10/74	28	GIGUERE	18,568
81	3/30	VS. VANCOUVER	2-1 L	28-35-10/74	24	GERBER	14,997
82	4/4	VS. CALGARY	2-1 W	29-35-10/76	14, 91	GIGUERE	17,174*

GOAL KEY: * = SHORTHANDED GOAL, BOLD = GAME-WINNING GOAL, + = GAME-TYING GOAL, S = EMPTY NET GOAL, ITALIC = PENALTY SHOT GOAL ^ = SELLOUT AT THE ARROWHEAD POND OF ANAHEIM. WHEN TWO GOALTENDERS PLAY IN ONE GAME, PARENTHESIS RECEIVED NO DECISION.

2002-03 MIGHTY DUCKS OF ANAHEIM

2003 WESTERN CONFERENCE CHAMPIONS



Front Row L-R: Jean Sebastien Giguere, Director of Hockey Operations Chuck Fletcher, Assistant General Manager David McNab, Sr. Vice President & General Manager Bryan Murray, Alternate Captain Steve Ruchcin, Captain Paul Kariya, Alternate Captain Keith Carney, Head Coach Mike Babcock, Assistant Coach Lorne Henning, Assistant Coach Paul MacLean, Martin Gerber. **2nd Row L-R:** Massage Therapist Vincent Bennett, Goaltending Consultant Francois Allaire, Fredrik Olausson, Steve Thomas, Petr Sykora, Sandis Ozolinsh, Rob Niedermayer, Ruslan Salei, Adam Oates, Scouting and Video Coordinator Greg Carvel, Equipment Manager Mark O'Neill, Assistant Equipment Manager John Alloway. **3rd Row L-R:** Visiting Team Equipment Attendant Chris Kincaid, Andy McDonald, Don Bylsma, Samuel Pahlsson, Mike Lederer, Michas Havelid, Stanislav Chistov, Strength and Conditioning Coach Sean Skahan, Athletic Training Assistant Guido Sendowsky. **4th Row L-R:** Jason Krag, Vitaly Vishnevsky, Kurt Sauer, Marc Chouinard, Lance Ward, Alexei Smirnov, Kevin Sawyer, Head Athletic Trainer Chris Phillips.

POSTSEASON NOTES IN PLAYOFF SECTION

DUCKS COMPLETE BEST SEASON IN TEAM HISTORY:

The Mighty Ducks finished the 2002-2003 season with a record of 40-27-9-6 for 95 points, good for 2nd in the Pacific Division and 7th in the Western Conference (tied in points with Minnesota, who earned the #6 seed by virtue of two more wins)...Anaheim set club records for wins and points in one season, surpassing the old records held by the 1996-97 Ducks (36-33-13 for 85 points)...the Ducks also finished 13 games over .500, after never being more than five games over .500 at any point during a season until this year (high-water mark was 14 games over, 40-26-9-5 after winning Apr. 1 @ NSH)...the Ducks clinched their third playoff berth in team history (also '97 & '99) on Mar. 24, when Calgary defeated Phoenix at the Saddledome...about 90 minutes later that evening the Ducks made the Phoenix loss moot, completing a 5-0 shutout vs. Columbus at the Pond.

THESE CLUB RECORDS ALSO FELL:

The Ducks had their most successful season both at home and on the road...Anaheim finished 18-17-2-4 for 42 points on the road this season, the first season at or above .500 in team history away from home...the Ducks broke the mark for road points by earning their 42nd on Apr. 1 @ Nashville (1993-94 team had 41 points with a 19-20-3 record)...Anaheim finished just one win short of the road win record, also held by the 1993-94 team...at home, the Ducks broke the team record for points with 53, going 22-10-7-2...Anaheim finished one win shy of tying the club record for home victories (both HOME records were set in 1996-97, 23-12-6 for 52 points)...the Ducks also broke club records for lowest GAA (2.32, previous record was 2.39 set 2001-2002), fewest goals allowed (193, record was 198 set 2001-2002), power play goals allowed (42, record was 46 set 2001-2002) and penalty killing percentage (87.4%, record was 86.1% set 2001-2002).

QUITE A TURNAROUND STORY IN ANAHEIM:

The Mighty Ducks finished the regular season posting the largest improvement in the NHL...the Ducks improved by 26 points from 01-02 to 02-03...below is a closer look:

NHL'S BIGGEST POINT DIFFERENTIALS

Team	# of Games	2001-2002 Record	2002-2003 Record	Point Differential
Anaheim	82	29-42-8-3 (69)	40-27-9-6 (95)	+26
Tampa Bay	82	27-40-11-4 (69)	36-25-16-5 (93)	+24
Minnesota	82	26-35-12-9 (73)	42-29-10-1 (95)	+22
Dallas	82	36-28-13-5 (90)	46-17-15-4 (111)	+21
Ottawa	82	39-27-9-7 (94)	52-21-8-1 (113)	+19

2002-03 GAME-BY-GAME



GAME	DATE	OPPONENT	RESULT	RECORD/PTS.	DUCKS GOALS (BY #)	ANA. GOALTENDER(S)	ATTENDANCE
1	10/10	@ ST. LOUIS	4-3 W	1-0-0/2	19, 23, 22, 12	GIGUERE	16,927
2	10/11	@ DALLAS	2-4 L	1-1-0/2	20, 17	GIGUERE	18,532
3	10/13	DETROIT	2-4 L	1-2-0/2	9, 24	GIGUERE	17,174*
4	10/16	LOS ANGELES	2-4 L	1-3-0/2	21, 20	GIGUERE	11,332
5	10/18	VANCOUVER	2-2 T (OT)	1-3-1/3	9, 9	GIGUERE	11,287
6	10/20	COLORADO	3-2 W (OT)	2-3-1/5	23, 39, 19	GERBER	12,838
7	10/24	@ VANCOUVER	2-2 T (OT)	2-3-2/6	19, 39+	GERBER	18,422
8	10/26	@ EDMONTON	3-4 L	2-4-2/6	39, 39*, 12	GIGUERE	16,357
9	10/28	@ TORONTO	2-5 L	2-5-2/6	17, 20	GERBER, GIGUERE	18,891
10	10/29	@ MONTREAL	2-2 T (OT)	2-5-3/7	17, 3+	GIGUERE	19,521
11	10/31	@ BOSTON	4-1 W	3-5-3/9	9, 17, 9	GIGUERE	9,491
12	11/3	SAN JOSE	3-4 L	3-6-3/9	23, 39, 20	GIGUERE	15,157
13	11/6	NASHVILLE	2-1 W	4-6-3/11	9, 39	GIGUERE	11,729
14	11/8	@ COLORADO	3-2 W (OT)	5-6-3/13	18, 24, 28	GIGUERE	18,007
15	11/10	MINNESOTA	1-0 W	6-6-3/15	23	GIGUERE	14,070
16	11/12	@ NEW JERSEY	2-3 OTL (OT)	6-6-3/16	19, 32*	GIGUERE	15,043
17	11/14	@ COLUMBUS	3-2 W	7-6-3/18	9, 10, 20	GIGUERE	17,398
18	11/15	@ DETROIT	1-2 OTL (OT)	7-6-3/19	39	GIGUERE	20,058
19	11/17	@ ATLANTA	5-1 W	8-6-3/21	23, 18, 25, 28, 39	GIGUERE	10,932
20	11/19	@ NY RANGERS	2-3 OTL (OT)	8-6-3/22	17, 24	GIGUERE	18,072
21	11/22	DALLAS	0-4 L	8-7-3/22	-	GIGUERE, GERBER	12,509
22	11/24	FLORIDA	4-4 T (OT)	8-7-4/23	20, 20, 19, 25	GIGUERE	13,254
23	11/27	PHOENIX	2-2 T (OT)	8-7-5/24	7, 9	GERBER	11,386
24	11/29	LOS ANGELES	2-2 T (OT)	8-7-6/25	28, 3+	GIGUERE	17,174*
25	12/1	CHICAGO	3-2 W	9-7-6/27	9, 32, 18	GIGUERE	12,493
26	12/3	@ DETROIT	1-2 L	9-8-6/27	9	GIGUERE	20,058
27	12/4	@ BUFFALO	0-4 L	9-9-6/27	-	GERBER	10,433
28	12/6	@ CHICAGO	4-3 W	10-9-6/29	19, 10, 39, 20*	GIGUERE	14,616
29	12/8	NASHVILLE	3-0 W	11-9-6/31	28, 2, 39	GIGUERE	11,979
30	12/11	WASHINGTON	3-0 W	12-9-6/33	2, 7, 19S	GIGUERE	11,006
31	12/15	PITTSBURGH	5-0 W	13-9-6/35	3, 39, 19, 12, 19	GIGUERE	16,542
32	12/18	ST. LOUIS	5-2 W	14-9-6/37	9, 20, 39, 77, 9S	GIGUERE	11,144
33	12/19	@ LOS ANGELES	4-5 L	14-10-6/37	20, 9, 28, 23	GIGUERE	18,118
34	12/22	PHOENIX	4-0 W	15-10-6/39	44, 17, 28, 28	GIGUERE	12,267
35	12/26	@ SAN JOSE	1-4 L	15-11-6/39	17	GIGUERE	17,496
36	12/28	@ VANCOUVER	3-7 L	15-12-6/39	18*, 7, 20	GERBER, GIGUERE	18,422
37	12/29	@ CALGARY	2-4 L	15-13-6/39	39, 18	GIGUERE	16,922
38	12/31	@ MINNESOTA	1-4 L	15-14-6/39	19	GIGUERE	18,568
39	1/3	PHILADELPHIA	0-1 L	15-15-6/39	-	GERBER	14,420
40	1/5	DALLAS	1-1 T (OT)	15-15-7/3/40	39	GERBER	15,393
41	1/8	EDMONTON	0-1 L	15-16-7/3/40	-	GERBER	12,390
42	1/9	@ COLORADO	5-3 W	16-16-7/3/42	10, 10, 39, 39, 35	GIGUERE	18,007
43	1/12	ST. LOUIS	2-1 W	17-16-7/3/44	10, 28	GIGUERE	15,414
44	1/15	@ COLUMBUS	4-3 W	18-16-7/3/46	23, 22, 20, 38	GIGUERE	17,385
45	1/16	@ OTTAWA	1-3 L	18-17-7/3/46	23	GERBER	18,034
46	1/18	@ MINNESOTA	1-0 W	19-17-7/3/48	9	GIGUERE	18,568
47	1/20	MINNESOTA	1-2 OTL (OT)	19-17-7/4/49	39	GIGUERE	13,331
48	1/22	LOS ANGELES	6-5 W	20-17-7/4/51	9, 9, 20, 20, 32, 39	GIGUERE	17,174*
49	1/24	NEW JERSEY	1-3 L	20-18-7/4/51	77	GERBER	12,004
50	1/29	OTTAWA	3-2 W	21-18-7/4/53	9, 77, 20	GIGUERE	13,230
51	1/30	@ SAN JOSE	4-3 W	22-18-7/4/55	77, 10, 39, 20	GIGUERE	17,127
52	2/4	@ CALGARY	3-2 W	23-18-7/4/57	23, 12, 8	GIGUERE	14,110
53	2/5	@ EDMONTON	1-2 L	23-19-7/4/57	39	GIGUERE	16,839
54	2/7	PHOENIX	3-2 W	24-19-7/4/59	18, 23, 28	GIGUERE	14,440
55	2/9	CAROLINA	2-1 W	25-19-7/4/61	9, 10*	GIGUERE	15,599
56	2/12	CALGARY	4-3 W (OT)	26-19-7/4/63	18, 39, 39, 12	GIGUERE	11,612
57	2/14	@ DALLAS	4-2 W	27-19-7/4/65	77, 39, 22, 20	GERBER	18,532
58	2/15	@ NASHVILLE	1-2 L	27-20-7/4/65	8	GIGUERE	16,312
59	2/17	NY ISLANDERS	2-2 T (OT)	27-20-8/4/66	39, 9	GIGUERE	13,172
60	2/19	COLUMBUS	2-0 W	28-20-8/4/68	9, 20S	GIGUERE	11,641
61	2/21	NY RANGERS	2-6 L	28-21-8/4/68	26, 20	GIGUERE	17,174*
62	2/23	@ CAROLINA	4-0 W	29-21-8/4/70	77, 9, 8, 10	GERBER	15,053
63	2/25	@ TAMPA BAY	0-2 L	29-22-8/4/70	-	GERBER	15,634
64	2/26	@ FLORIDA	2-1 W	30-22-8/4/72	9, 39	GIGUERE	14,444
65	2/28	@ PHOENIX	1-3 L	30-23-8/4/72	8	GIGUERE	13,897
66	3/2	ATLANTA	1-4 L	30-24-8/4/72	24	GIGUERE	15,451
67	3/4	@ LOS ANGELES	2-1 W	31-24-8/4/74	77, 26	GIGUERE	18,118
68	3/5	MONTREAL	3-1 W	32-24-8/4/76	39, 12, 18	GERBER	12,022
69	3/7	EDMONTON	1-4 L	32-25-8/4/76	5*	GIGUERE	15,818
70	3/9	DETROIT	4-1 W	33-25-8/4/78	20, 23, 34, 26*	GIGUERE	17,174*
71	3/12	CHICAGO	5-2 W	34-25-8/4/80	32, 12, 39, 10S	GIGUERE	13,212
72	3/13	SAN JOSE	3-2 W (OT)	35-25-8/4/82	19, 5, 32	GERBER	12,931
73	3/15	@ PHOENIX	2-4 L	35-26-8/4/82	10, 12	GIGUERE, GERBER	14,451
74	3/16	CALGARY	2-2 T (OT)	35-26-9/4/83	39, 39+	GIGUERE	16,726
75	3/19	@ CHICAGO	4-3 W	36-26-9/4/85	39, 23, 9, 26	GIGUERE	12,236
76	3/20	@ ST. LOUIS	2-3 OTL (OT)	36-26-9/5/86	77, 32	GERBER	18,468
77	3/22	@ SAN JOSE	3-2 W (OT)	37-26-9/5/88	39, 39, 28	GIGUERE	17,496
78	3/24	COLUMBUS	5-0 W	38-26-9/5/90	12, 39, 44, 32, 44	GIGUERE	15,507
79	3/30	VANCOUVER	3-1 W	39-26-9/5/92	32, 77, 39	GERBER	17,174*
80	4/1	@ NASHVILLE	2-1 W (OT)	40-26-9/5/94	32, 32	GIGUERE	15,494
81	4/2	@ DALLAS	1-2 L	40-27-9/5/94	8	GERBER	18,532
82	4/4	COLORADO	3-4 OTL (OT)	40-27-9/6/95	32, 32, 28	GIGUERE	17,174*

GOAL KEY: UNDERLINE = POWER PLAY GOAL, * = SHORTHANDED GOAL, BOLD = GAME-WINNING GOAL, + = GAME-TYING GOAL, S = EMPTY NET GOAL, ITALIC = PENALTY SHOT GOAL ^ = SELLOUT AT THE ARROWHEAD POND OF ANAHEIM. WHEN TWO GOALTENDERS PLAY IN ONE GAME, ALL CAPS RECEIVED DECISION.

2001-02 MIGHTY DUCKS OF ANAHEIM



Front Row L-R: Jean-Sebastien Giguere, Goaltending Consultant Francois Allaire, Assistant General Manager David McNab, President & General Manager Pierre Gauthier, Alternate Captain Steve Rucchin, Captain Paul Kariya, Alternate Captain Oleg Tverdovsky, Head Coach Bryan Murray, Assistant Coach Guy Charron, Assistant Coach Tom Watt, Steve Shields. **2nd Row L-R:** Assistant Equipment Manager John Allaway, Equipment Manager Mark O'Neill, Dan Bylsma, Ruslan Salei, Matt Cullen, Jeff Friesen, German Titov, Head Athletic Trainer Chris Phillips, Assistant Athletic Trainer Greg Thayer. **3rd Row L-R:** Timo Pairsinen, Samuel Pahlsson, Kevin Sawyer, Nicolas Havelid, Mike Leclerc, Keith Carney, Denny Lambert, Andy McDonald. **4th Row L-R:** Jason York, Patric Kjellberg, Marc Chouinard, Pavel Trnka, Vitaly Vishnevski.

2001-02 SEASON:

The Ducks finished the season 29-42-8-3 for 69 points... Anaheim went 15-13-2-0 in the last 30 contests...the Ducks had the best defensive season in franchise history...they had a team GAA of 2.39 (ranking ninth in the NHL) allowing just 198 goals the entire season...the previous club records were 206 goals allowed for a 2.48 GAA set in 1998-99.... Anaheim also had the best penalty kill in club history...the PK unit killed 284-of-330 (86.1%) penalties, bettering the club record of 84.5% set in 1998-99...the fewest PP goals the club had allowed in a season was also set in 98-99, when it gave up 60 power play markers...in 2001-2002, the team shattered that record by allowing just 46 power play goals... Goaltender J.S. Giguere finished 2001-2002 with the fifth-best goals against average (2.13) and tied (with Burke & Khabibulin) for the fifth-

best save percentage (.920) in the NHL...he shattered the club record for lowest goals-against average, well ahead of Guy Hebert's 2.45 GAA in 1998-99...Paul Kariya finished the 2001-2002 regular season as the Ducks leader in goals (32), points (57), power play goals (11), game-winning goals (8) and shots (289)...defenseman Keith Carney led the team with a +14 rating in his first season with the Ducks...Head Coach Bryan Murray finished the 2001-2002 regular season ranked seventh in all-time coaching wins...he moved into seventh place with his 501st win on Jan. 26 @ Nashville (3-1 final)...his historic 500th NHL coaching win came the previous night on Jan. 25 @ Dallas in a 6-1 triumph (eighth coach in NHL history with 500 wins)...Murray also became the eighth coach in NHL history to coach 1,000 games on Nov. 28 vs. Edmonton.



Jean-Sebastien Giguere

2001-02 GAME-BY-GAME



GAME	DATE	OPPONENT	RESULT	RECORD/PTS.	DUCKS GOALS (BY #)	ANA. GOALTENDER(S)	ATTENDANCE
1	10/4	@ BOSTON	2-4 L	0-1-0/0	11, 9	SHIELDS	17,565
2	10/6	@ PITTSBURGH	4-2 W	1-1-0/2	17, 17*, 33, 16	SHIELDS	15,411
3	10/8	@ TORONTO	1-6 L	1-2-0/2	12	SHIELDS, BRYZGALOV	18,585
4	10/9	@ MONTREAL	1-3 L	1-3-0/2	11	SHIELDS	17,510
5	10/12	WASHINGTON	2-1 W	2-3-0/4	20, 33	SHIELDS	16,219
6	10/14	TAMPA BAY	2-3 L	2-4-0/4	12, 10	GIQUERE	9,579
7	10/17	BOSTON	2-2 T (OT)	2-4-1/5	20, 11	SHIELDS	10,348
8	10/18	@ LOS ANGELES	1-4 L	2-5-1/5	13	SHIELDS	13,916
9	10/21	VANCOUVER	3-1 W	3-5-1/7	24, 12, 16	GIQUERE	10,455
10	10/24	@ PHOENIX	3-2 W (OT)	4-5-1/9	21, 32, 12	GIQUERE	9,885
11	10/28	COLORADO	2-3 L	4-6-1/9	33, 26	SHIELDS	14,655
12	10/31	SAN JOSE	2-4 L	4-7-1/9	17, 9	GIQUERE	9,273
13	11/2	CHICAGO	5-2 W	5-7-1/11	9, 9, 20, 21, 26	GIQUERE	12,893
14	11/4	ATLANTA	5-0 W	6-7-1/13	21, 9, 21*, 12, 10	GIQUERE	9,876
15	11/7	CALGARY	3-3 T (OT)	6-7-2/14	28, 20, 9	GIQUERE	9,639
16	11/9	DETROIT	0-1 L	6-8-2/14	-	GIQUERE	17,174*
17	11/11	DALLAS	2-2 T (OT)	6-8-3/15	12, 11*	SHIELDS	11,918
18	11/14	SAN JOSE	2-4 L	6-9-3/15	24, 11	SHIELDS	9,852
19	11/16	@ COLUMBUS	2-3 L	6-10-3/15	10, 23	GIQUERE	18,136
20	11/17	@ WASHINGTON	1-4 L	6-11-3/15	26	GIQUERE	17,298
21	11/20	@ TAMPA BAY	2-3 L	6-12-3/15	9, 9	SHIELDS	15,012
22	11/21	@ FLORIDA	0-6 L	6-13-3/15	-	GIQUERE	15,232
23	11/24	@ NY ISLANDERS	3-5 L	6-14-3/15	13, 16, 9	GIQUERE	16,234
24	11/25	@ NY RANGERS	3-2 W	7-14-3/17	16, 25, 9	SHIELDS	18, 200
25	11/28	EDMONTON	0-2 L	7-15-3/17	-	SHIELDS	9,527
26	11/30	SAN JOSE	2-5 L	7-16-3/17	16, 21	GIQUERE	12,190
27	12/2	NASHVILLE	4-2 W	8-16-3/19	12, 11, 12, 17	SHIELDS	10,214
28	12/5	@ EDMONTON	2-3 OTL (OT)	8-16-3/20	16, 11	SHIELDS	15,545
29	12/6	@ VANCOUVER	2-3 L	8-17-3/20	7, 16	SHIELDS	15,972
30	12/8	@ CALGARY	4-0 W	9-17-3/22	9, 18, 33, 13	GIQUERE, SHIELDS	14,330
31	12/10	@ COLORADO	1-1 T (OT)	9-17-4/23	21	SHIELDS	18,007
32	12/12	VANCOUVER	0-1 OTL (OT)	9-17-4/24	-	GIQUERE	9,570
33	12/14	COLUMBUS	2-3 L	9-18-4/24	3, 17	SHIELDS	9,629
34	12/16	LOS ANGELES	2-3 OTL (OT)	9-18-4/25	13, 11	GIQUERE	17,002
35	12/18	@ MINNESOTA	5-1 W	10-18-4/27	18, 12, 19, 19, 12	GIQUERE	18,568
36	12/19	@ COLORADO	1-2 L	10-19-4/27	17	GIQUERE	18,007
37	12/21	PHOENIX	2-1 W	11-19-4/29	9, 17	GIQUERE	10,463
38	12/23	@ PHOENIX	4-0 W	12-19-4/31	19, 27, 32, 9	GIQUERE	13,815
39	12/26	@ SAN JOSE	2-1 W	13-19-4/33	12, 17	SHIELDS	17,496
40	12/27	@ LOS ANGELES	2-2 T (OT)	13-19-5/34	11, 17	GIQUERE	18,610
41	12/30	@ CHICAGO	1-2 L	13-20-5/34	18	SHIELDS	17,382
42	12/31	@ COLUMBUS	1-3 L	13-21-5/35	10	GIQUERE	18,136
43	1/02	@ DETROIT	3-5 L	13-22-5/35	26*, 10, 32	SHIELDS, GIQUERE	20,058
44	1/04	FLORIDA	1-2 L	13-23-5/35	11	GIQUERE	10,696
45	1/09	ST. LOUIS	2-3 L	13-24-5/35	18, 3	GIQUERE	9,375
46	1/11	@ MINNESOTA	2-2 T (OT)	13-24-6/36	16, 9	GIQUERE	18,568
47	1/12	@ NASHVILLE	1-2 L	13-25-6/36	11	SHIELDS	16,561
48	1/14	NASHVILLE	5-3 W	14-25-6/38	16, 9, 9, 9, 17	GIQUERE	9,522
49	1/16	BUFFALO	1-3 L	14-26-6/38	12	SHIELDS	9,845
50	1/18	@ EDMONTON	1-3 L	14-27-6/38	18	GIQUERE	16,558
51	1/19	@ CALGARY	1-2 L	14-28-6/38	19	GIQUERE	17,409
52	1/21	LOS ANGELES	2-4 L	14-29-6/38	12, 11	SHIELDS	17,079
53	1/23	MINNESOTA	3-2 W (OT)	15-29-6/40	12, 13, 3	GIQUERE	9,511
54	1/25	@ DALLAS	6-1 W	16-29-6/42	13, 17, 9, 12, 32, 17	GIQUERE	18,532
55	1/26	@ NASHVILLE	3-1 W	17-29-6/44	21, 17, 12	GIQUERE	15,537
56	1/28	@ ST. LOUIS	1-0 W	18-29-6/46	9	GIQUERE	18,909
57	1/30	COLUMBUS	3-1 W	19-29-6/48	11, 19, 17	GIQUERE	9,498
58	2/06	PHILADELPHIA	5-4 W	20-29-6/50	9, 9, 13, 9, 10	GIQUERE	13,614
59	2/08	CAROLINA	1-4 L	20-30-6/50	12	GIQUERE	10,589
60	2/10	DALLAS	1-5 L	20-31-6/50	12	SHIELDS	14,617
61	2/13	CALGARY	3-2 W	21-31-6/52	17, 7, 19	GIQUERE	9,583
62	2/27	MINNESOTA	3-5 L	21-32-6/52	9, 9, 26	GIQUERE	10,022
63	3/03	@ CHICAGO	1-2 L	21-33-6/52	17	GIQUERE	20,161
64	3/06	@ ATLANTA	4-1 W	22-33-6/54	3, 9, 18, 9	SHIELDS	11,016
65	3/08	NEW JERSEY	2-1 W	23-33-6/56	11, 9	SHIELDS	15,051
66	3/10	OTTAWA	2-4 L	23-34-6/56	13, 27	SHIELDS	12,358
67	3/13	PITTSBURGH	4-2 W	24-34-6/58	17, 17, 24, 20	GIQUERE	12,536
68	3/15	CHICAGO	1-1 T (OT)	24-34-7/59	13	GIQUERE	11,360
69	3/17	ST. LOUIS	2-3 L	24-35-7/59	19, 24	GIQUERE	12,702
70	3/19	@ DETROIT	2-1 W	25-35-7/61	9, 9	SHIELDS	20,058
71	3/21	@ PHILADELPHIA	1-2 L	25-36-7/61	11	SHIELDS	19,527
72	3/22	@ ST. LOUIS	2-3 L	25-37-7/61	9, 12	GIQUERE	19,534
73	3/24	@ DALLAS	2-1 W	26-37-7/63	20, 21	GIQUERE	18,532
74	3/27	PHOENIX	2-4 L	26-38-7/63	3, 13	SHIELDS	11,297
75	3/28	@ PHOENIX	2-1 W (OT)	27-38-7/65	20, 13	SHIELDS	14,725
76	3/30	@ VANCOUVER	1-4 L	27-39-7/65	33	SHIELDS	18,422
77	4/02	@ SAN JOSE	1-3 L	27-40-7/65	26	GIQUERE	17,496
78	4/03	DETROIT	1-1 T (OT)	27-40-8/66	11	SHIELDS, GIQUERE	17,174*
79	4/05	EDMONTON	2-0 W	28-40-8/67	9, 13	GIQUERE	13,369
80	4/07	DALLAS	4-1 W	29-40-8/69	18, 13, 12, 9	GIQUERE	14,661
81	4/12	COLORADO	1-3 L	29-41-8/69	11	GIQUERE	17,174*
82	4/14	@ LOS ANGELES	1-0 L	29-42-8/69	-	GIQUERE	18,349

GOAL KEY: UNDERLINE = POWER PLAY GOAL, * = SHORTHANDED GOAL, BOLD = GAME-WINNING GOAL, + = GAME-TYING GOAL, S = EMPTY NET GOAL, ITALIC = PENALTY SHOT GOAL, ^ = SELLOUT AT THE ARROWHEAD POND OF ANAHEIM. WHEN TWO GOALTENDERS PLAY IN ONE GAME, ALL CAPS RECEIVED DECISION.

2000-01 MIGHTY DUCKS OF ANAHEIM



Front Row L-R: Jean-Sebastien Giguere, Assistant Coach Kelly Miller, Assistant General Manager David McNab, President & General Manager Pierre Gauthier, Alternate Captain Steve Rucchin, Captain Paul Kariya, Alternate Captain Dan Bylsma, Chairman & Governor Tony Tavares, Head Coach Guy Charron, Associate Coach Terry Simpson, Gregg Naumenko. **2nd Row L-R:** Assistant Equipment Manager John Alloway, Equipment Manager Mark O'Neill, German Titov, Ruslan Salei, Oleg Tverdovsky, Matt Cullen, Jeff Friesen, Head Athletic Trainer Chris Phillips, Assistant Athletic Trainer Greg Thayer. **3rd Row L-R:** Mike Crowley, Pascal Trepanier, Marty McNis, Tony Hrkac, Samuel Pahlsson, Petr Tenkrat, Nicolas Havelid. **4th Row L-R:** Antti-Jussi Niemi, Jim Cummins, Pavel Trnka, Marc Chouinard, Mike Leclerc, Vitaly Vishnevski, Jonas Ronnqvist. Not Pictured: Steve Shields

2000-01 SEASON:

The Ducks finished the season 25-41-11-5 for 66 points...the team had a point in 10 of their last 16 games, winning seven of them (7-6-3-0)...the Ducks went 9-10-5-1 in their last 25 games...Anaheim posted a five-game winning streak at HOME, tying the club-record for consecutive victories at the Arrowhead Pond, Mar. 4 - Apr. 1 (set twice - 3/8-4/3, 1996 & 10/22-11/5, 1995)...Jean-Sebastien Giguere started 23 consecutive games for the Ducks, 2/11-4/4, tying the club-record set by

Guy Hebert (2/5-3/26, 1997)...he posted back-to-back shutouts Mar. 11-13, just the second time in club history that had happened...Paul Kariya recorded his fifth 30+goal year over the previous six seasons and led the team with 67 points (33-34=67)...defenseman Oleg Tverdovsky led the team in assists (14-39=53), while leading team defensemen in all three categories...defenseman Vitaly Vishnevski finished fifth in the NHL in hits with 284.



Dan Bylsma

2000-01 GAME-BY-GAME

20
1993 2013

GAME	DATE	OPPONENT	RESULT	RECORD/PTS.	DUCKS GOALS (BY #)	ANA. GOALTENDER(S)	ATTENDANCE
1	10/6	MINNESOTA	3-1 W	1-0-0/2	19, 17, 16	HERBERT	16,520
2	10/8	ST. LOUIS	1-5 L	1-1-0/2	13	HERBERT	11,134
3	10/11	BOSTON	2-3 L (OT)	1-1-0/3	8, 19	HERBERT	11,167
4	10/14	@ NEW JERSEY	2-4 L	1-2-0/3	29*, 8	HERBERT/ROUSSEL	14,789
5	10/16	@ NY RANGERS	4-3 W	2-2-0/5	16, 9, 26, 12	ROUSSEL	18,200
6	10/17	@ NY ISLANDERS	4-3 W	3-2-0/7	16, 12, 3, 8	HERBERT	6,336
7	10/20	@ BUFFALO	2-2 T (OT)	3-2-1/8	9, 15	ROUSSEL	17,409
8	10/21	@ PHILADELPHIA	4-3 W	4-2-1/10	20, 12, 15, 8	HERBERT	19,477
9	10/23	LOS ANGELES	4-5 L (OT)	4-2-2/11	16, 16, 12, 16	HERBERT	14,098
10	10/25	@ LOS ANGELES	2-6 L	4-3-2/11	9, 20	ROUSSEL/HERBERT	18,118
11	10/27	EDMONTON	3-2 W	5-3-2/13	17, 8, 9	HERBERT	13,592
12	10/29	@ CALGARY	6-3 W	6-3-2/15	15, 8, 20, 9, 19, 6	HERBERT	16,144
13	10/30	@ EDMONTON	3-5 L	6-4-2/15	10, 8, 17	HERBERT	12,002
14	11/1	PHOENIX	1-1 T (OT)	6-4-2/16	10+	HERBERT	11,602
15	11/4	@ NASHVILLE	3-3 T (OT)	6-4-3/17	13, 29, 27+	HERBERT	16,512
16	11/5	@ CHICAGO	2-4 L	6-5-3/17	8, 16	ROUSSEL/HERBERT	13,360
17	11/8	VANCOUVER	2-7 L	6-6-3/17	9*, 29	HERBERT/ROUSSEL	11,588
18	11/11	@ COLORADO	1-3 L	6-7-3/17	24	ROUSSEL	18,007
19	11/12	DETROIT	2-3 L	6-8-3/17	12, 16	HERBERT	16,417
20	11/15	COLORADO	0-3 L	6-9-3/17	NONE	HERBERT	13,470
21	11/18	@ PHOENIX	6-2 W	7-9-3/19	16, 19, 15, 14, 8, 12	HERBERT	15,374
22	11/19	NY ISLANDERS	2-1 W	8-9-3/21	9, 8	HERBERT	13,047
23	11/22	NEW JERSEY	2-5 L	8-10-3/21	8, 17	HERBERT/ROUSSEL	13,932
24	11/24	@ CALGARY	2-2 T (OT)	8-10-4/22	9, 12	ROUSSEL	17,139
25	11/25	@ EDMONTON	2-3 L	8-11-4/22	15, 10	GIGUERE	17,100
26	11/28	@ VANCOUVER	1-4 L	8-12-4/22	28	GIGUERE	14,848
27	11/30	@ SAN JOSE	2-3 L (OT)	8-12-4/23	12, 9	ROUSSEL	17,496
28	12/3	LOS ANGELES	4-0 W	9-12-4/25	12, 10, 11, 9*	HERBERT	^17,174
29	12/5	@ ST. LOUIS	0-1 L	9-13-4/25	NONE	HERBERT	18,410
30	12/6	@ COLUMBUS	2-5 L	9-14-4/25	12, 17	HERBERT/ROUSSEL	15,648
31	12/8	@ MINNESOTA	1-0 W (OT)	10-14-4/27	10	HERBERT	18,064
32	12/10	DALLAS	0-1 L	10-15-4/27	NONE	HERBERT	12,671
33	12/13	COLUMBUS	5-4 W (OT)	11-15-4/29	9, 13, 28, 13, 28	HERBERT	11,630
34	12/15	NY RANGERS	6-4 W	12-15-4/31	17, 18, 9, 16, 12, 12	HERBERT	14,944
35	12/17	TAMPA BAY	3-1 W	13-15-4/33	10, 16, 15S	HERBERT	11,207
36	12/20	ATLANTA	2-4 L	13-16-4/33	16, 26	HERBERT	12,051
37	12/22	@ DETROIT	1-2 L (OT)	13-16-4/34	18	HERBERT	19,995
38	12/23	@ ST. LOUIS	2-5 L	13-17-4/34	29, 17	HERBERT	19,736
39	12/27	@ DALLAS	1-3 L	13-18-4/34	13	ROUSSEL	17,001
40	12/28	@ NASHVILLE	2-2 T (OT)	13-18-5/35	17, 18+	HERBERT	16,434
41	12/31	@ MINNESOTA	2-3 L	13-19-5/35	15, 7	HERBERT	18,064
42	1/3	FLORIDA	3-2 W (OT)	14-19-5/37	8, 13, 18	ROUSSEL	11,396
43	1/5	CALGARY	4-4 T (OT)	14-19-6/38	16, 16, 8, 8+	HERBERT	12,943
44	1/10	ST. LOUIS	2-4 L	14-20-6/38	28, 8	HERBERT	14,600
45	1/12	BUFFALO	0-4 L	14-21-6/38	NONE	HERBERT	13,372
46	1/14	@ CAROLINA	0-4 L	14-22-6/38	NONE	GIGUERE	13,013
47	1/15	@ PITTSBURGH	2-3 L	14-23-6/38	15, 15	HERBERT	17,148
48	1/17	@ ATLANTA	5-2 W	15-23-6/40	21, 8, 23, 23, 16	GIGUERE	15,040
49	1/19	PHOENIX	3-4 L	15-24-6/40	16, 10, 8	GIGUERE	14,280
50	1/21	COLORADO	2-4 L	15-25-6/40	16, 16	HERBERT/GIGUERE	16,417
51	1/24	MINNESOTA	0-5 L	15-26-6/40	NONE	GIGUERE	11,692
52	1/26	@ DETROIT	2-3 L	15-27-6/40	15, 27	HERBERT	19,995
53	1/27	@ COLUMBUS	1-2 L	15-28-6/40	32	GIGUERE	18,136
54	1/31	NASHVILLE	0-3 L	15-29-6/40	NONE	HERBERT	10,961
55	2/1	@ PHOENIX	4-2 W	16-29-6/42	27, 8, 8, 8S	GIGUERE	13,267
56	2/7	CHICAGO	2-3 L	16-30-6/42	9, 15	GIGUERE	11,682
57	2/9	WASHINGTON	3-4 L	16-31-6/42	9, 9, 10	HERBERT	12,942
58	2/11	CAROLINA	2-2 T (OT)	16-31-7/43	8, 12+	GIGUERE	12,630
59	2/14	EDMONTON	3-3 T (OT)	16-31-8/44	16, 8, 12+	GIGUERE	11,307
60	2/16	@ DALLAS	2-3 L (OT)	16-31-8S/45	10, 27	GIGUERE	17,001
61	2/19	CALGARY	6-2 W	17-31-8S/47	9, 9, 8, 8, 23*	GIGUERE	11,438
62	2/21	SAN JOSE	1-0 W	18-31-8S/49	10	GIGUERE	12,973
63	2/23	@ SAN JOSE	1-3 L	18-32-8S/49	8	GIGUERE	17,496
64	2/25	COLUMBUS	2-5 L	18-33-8S/49	12, 9	GIGUERE	12,308
65	2/28	DETROIT	1-3 L	18-34-8S/49	13	GIGUERE	15,761
66	3/2	DALLAS	2-5 L	18-35-8S/49	10, 17	GIGUERE	14,660
67	3/4	LOS ANGELES	4-0 W	19-35-8S/51	32, 8, 9, 9	GIGUERE	^17,174
68	3/7	MONTREAL	4-2 W	20-35-8S/53	9, 17, 9, 15	GIGUERE	12,568
69	3/9	CHICAGO	3-1 W	21-35-8S/55	9, 10, 9S	GIGUERE	13,492
70	3/11	NASHVILLE	1-0 W (OT)	22-35-8S/57	25	GIGUERE	13,888
71	3/13	@ WASHINGTON	2-0 W	23-35-8S/59	26, 15	GIGUERE	14,502
72	3/14	@ TORONTO	2-3 L	23-36-8S/59	9, 9	GIGUERE	19,038
73	3/16	@ OTTAWA	1-4 L	23-37-8S/59	40	GIGUERE	18,500
74	3/18	@ CHICAGO	4-1 W	24-37-8S/61	11, 19, 16, 26*	GIGUERE	15,014
75	3/21	@ DALLAS	0-8 L	24-38-8S/61	NONE	GIGUERE/NAUMENKO	17,001
76	3/24	@ LOS ANGELES	3-3 T (OT)	24-38-9S/62	27, 13, 10+	GIGUERE	18,118
77	3/29	@ SAN JOSE	4-7 L	24-39-9S/62	9, 9, 13, 9	GIGUERE	17,496
78	3/30	@ VANCOUVER	2-2 T (OT)	24-39-10S/63	11, 9	GIGUERE	18,422
79	4/1	VANCOUVER	2-1 W	25-39-10S/65	27, 18	GIGUERE	16,006
80	4/4	@ COLORADO	1-1 T (OT)	25-39-11S/66	9	GIGUERE	18,007
81	4/6	PHOENIX	2-5 L	25-40-11S/66	32, 9	NAUMENKO	16,082
82	4/8	SAN JOSE	1-4 L	25-41-11S/66	10	GIGUERE	^17,174

GOAL KEY: UNDERLINE = POWER PLAY GOAL, * = SHORTHANDED GOAL, BOLD = GAME-WINNING GOAL, + = GAME-TYING GOAL, S = EMPTY NET GOAL, ITALIC = PENALTY SHOT GOAL ^ = SELL-OUT AT THE ARROWHEAD POND OF ANAHEIM. WHEN TWO GOALTENDERS PLAY IN ONE GAME, ALL CAPS RECEIVED DECISION.

1999-00 MIGHTY DUCKS OF ANAHEIM



Front Row (sitting) L-R: Dominic Roussel, Assistant General Manager David McNab, President and General Manager Pierre Gauthier, Alternate Captain Teemu Selanne, Captain Paul Kariya, Alternate Captain Kevin Haller, Chairman and Governor Tony Tavares, Head Coach Craig Hartsburg, Guy Hebert. **Second Row L-R:** Assistant Equipment Manager John Alloway, Equipment Manager Mark O'Neill, Assistant Coach George Burnett, Jeff Nielsen, Matt Cullen, Marty McInnis, Ted Donato, Assistant Coach Newell Brown, Head Athletic Trainer Chris Phillips, Assistant Athletic Trainer Greg Thayer. **Third Row L-R:** Kip Miller, Tony Hrkac, Pascal Trepanier, Ruslan Salei, Oleg Tverdokvsky, Fredrik Olausson, Nicolas Havelid, Jorgen Jonsson, Ladislav Kohn. **Top Row L-R:** Mike Leclerc, Antti Aalto, Pavel Trnka, Stu Grimson, Steve Rucchin, Ed Ward, Jason Marshall, Vitaly Vishnevski.

1999-00 SEASON:

The Mighty Ducks finished 34-33-12-3 for 83 points... Anaheim went 3-2-0-1 in the last six games, 7-5-2-2 in the last 16 games and 14-10-6-2 in its last 32 contests...the Ducks were 19-13-7-2 at home, including 6-0-2-2 in their last 10 games...Anaheim was 7-1-3-2 in the last 13, and 12-7-3-2 in the last 24 games @ the Arrowhead Pond...the Ducks finished 15-20-5-1 on the road, including 7-7-3-1 in their last 18 road games...Anaheim had a five-game road unbeaten streak (3-0-2-0) snapped Feb. 12 @ STL, tying for the club's longest road unbeaten streak (done four other times)...the Ducks' five-game road winning streak from Nov. 26-Dec. 26 set a new club-record (old record was four games)...Oleg Tverdokvsky was the only Duck to play in all 82 games, while

also leading all team defensemen in points (51)...Paul Kariya ranked fourth in the NHL in scoring with 86 points (leading the Ducks), despite missing eight games due to injury... Teemu Selanne finished the 1999-2000 season ranked fifth in the NHL in scoring with 85 points...despite missing 11 games due to injury, Steve Rucchin ranked second in the NHL in total faceoff wins (1,066- behind only Adam Oates)...defenseman Fredrik Olausson announced his retirement following the club's last game, finishing his final NHL season with 15-19=34 points in 70 games...Guy Hebert had most of the work in goal, playing in 68 games...he appeared in his 400th game as a Mighty Duck in the season finale Apr. 9 vs. Los Angeles.

1999-00 GAME-BY-GAME



GAME	DATE	OPPONENT	RESULT	RECORD/PTS.	DUCKS GOALS (BY #)	ANA. GOALTENDER(S)	ATTENDANCE
1	10/2	@ DALLAS	0-2 L	0-1-0/0	NONE	HERBERT	17,001
2	10/5	@ PHOENIX	0-4 L	0-2-0/0	NONE	HERBERT/ROUSSEL	15,780
3	10/8	DALLAS	3-0 W	1-2-0/2	5, 8, 10	HERBERT	17,174
4	10/11	SAN JOSE	5-3 W	2-2-0/4	17, 2, 10, 16, 20S	HERBERT	13,571
5	10/13	@ NEW JERSEY	2-3 L	2-3-0/4	9, 20	HERBERT	11,109
6	10/15	@ TAMPA BAY	3-2 W	3-3-0/6	21, 9, 12	ROUSSEL	11,616
7	10/16	@ FLORIDA	2-3 L (OT)	3-3-0/7	12, 20	HERBERT	14,854
8	10/19	@ WASHINGTON	7-1 W	4-3-0/9	7, 8, 12, 17, 8, 14, 12	HERBERT	10,522
9	10/21	@ CHICAGO	5-5 T (OT)	4-3-1/10	18, 9, 14, 16, 8+	HERBERT	14,093
10	10/24	BOSTON	2-3 L	4-4-1/10	17, 10	HERBERT	14,712
11	10/27	PITTSBURGH	2-1 W (OT)	5-4-1/12	16, 8	ROUSSEL	13,683
12	10/29	WASHINGTON	5-2 W	6-4-1/14	9, 8, 10, 2, 9	HERBERT	13,586
13	10/31	PHOENIX	0-3 L	6-5-1/14	NONE	HERBERT	13,896
14	11/3	PHILADELPHIA	3-3 T (OT)	6-5-2/15	9, 2, 8	ROUSSEL	13,898
15	11/7	EDMONTON	3-1 W	7-5-2/17	16, 8, 17	HERBERT	13,555
16	11/9	@ TORONTO	2-0 W	8-5-2/19	16, 9S	HERBERT	19,148
17	11/11	@ MONTREAL	1-2 L	8-6-2/19	17	HERBERT	20,573
18	11/13	@ OTTAWA	2-4 L	8-7-2/19	9, 19	HERBERT	18,500
19	11/15	@ DETROIT	3-6 L	8-8-2/19	21, 9, 19	ROUSSEL	19,983
20	11/17	CALGARY	2-1 W	9-8-2/21	14, 29	HERBERT	12,928
21	11/19	CHICAGO	4-2 W	10-8-2/23	16, 20, 28, 2	HERBERT	15,264
22	11/22	MONTREAL	1-2 L	10-9-2/23	21	HERBERT	12,496
23	11/24	NEW JERSEY	1-2 L	10-10-2/23	2	HERBERT	13,474
24	11/26	@ DALLAS	4-2 W	11-10-2/25	15, 8, 8, 8	HERBERT	17,001
25	11/27	@ NASHVILLE	4-3 W	12-10-2/27	20, 9, 9, 20	HERBERT	17,113
26	12/1	TAMPA BAY	2-4 L	12-11-2/27	9, 12	HERBERT	12,047
27	12/3	LOS ANGELES	1-1 T (OT)	12-11-3/28	7+	HERBERT	17,174
28	12/4	@ PHOENIX	2-1 W	13-11-3/30	33, 21	HERBERT	14,904
29	12/8	VANCOUVER	2-2 T (OT)	13-11-4/31	9, 20+	HERBERT	12,488
30	12/10	COLORADO	1-2 L	13-12-4/31	24	HERBERT	13,927
31	12/12	ATLANTA	4-1 W	14-12-4/33	8, 12, 29, 8S	ROUSSEL	12,886
32	12/15	@ COLORADO	4-2 W	15-12-4/35	19, 19, 21, 8	ROUSSEL	18,007
33	12/17	CHICAGO	2-0 W	16-12-4/37	28, 24	HERBERT	12,623
34	12/19	DETROIT	3-1 W	17-12-4/39	33, 17, 9	HERBERT	16,538
35	12/22	PHOENIX	2-8 L	17-13-4/39	9, 19	HERBERT/ROUSSEL	14,315
36	12/26	@ SAN JOSE	1-0 W	18-13-4/41	8	ROUSSEL	17,483
37	12/27	@ EDMONTON	1-4 L	18-14-4/41	15	ROUSSEL	17,100
38	12/29	@ CALGARY	1-3 L	18-15-4/41	21	HERBERT	15,511
39	12/31	@ DALLAS	4-5 L	18-16-4/41	17, 9, 9*, 21	HERBERT	17,001
40	1/5	FLORIDA	1-5 L	18-17-4/41	19	HERBERT/ROUSSEL	13,024
41	1/7	@ CAROLINA	4-4 T (OT)	18-17-5/42	8, 16*, 33, 19	ROUSSEL	12,002
42	1/8	@ DETROIT	3-5 L	18-18-5/42	12, 9*, 32	HERBERT	19,983
43	1/12	OTTAWA	0-2 L	18-19-5/42	NONE	HERBERT	12,501
44	1/14	ST. LOUIS	3-1 W	19-19-5/44	16, 9, 29	HERBERT	14,906
45	1/15	@ PHOENIX	2-4 L	19-20-5/44	2, 9	HERBERT	16,210
46	1/17	BUFFALO	0-5 L	19-21-5/44	NONE	ROUSSEL	13,617
47	1/19	DALLAS	3-1 W	20-21-5/46	14, 9, 9S	HERBERT	13,723
48	1/21	COLORADO	3-3 T (OT)	20-21-6/47	10, 9, 8+	HERBERT	17,174
49	1/22	@ SAN JOSE	3-4 L	20-22-6/47	8, 9, 9	HERBERT	17,483
50	1/26	NY ISLANDERS	2-4 L	20-23-6/47	8, 9	HERBERT	12,790
51	1/29	@ PITTSBURGH	7-1 W	21-23-6/49	8, 14, 9, 17, 20, 9, 15	HERBERT	17,124
52	1/31	@ BOSTON	4-2 W	22-23-6/51	9, 8, 8, 9	HERBERT	15,689
53	2/1	@ BUFFALO	2-2 T (OT)	22-23-7/52	2, 20+	HERBERT	18,690
54	2/3	@ PHILADELPHIA	3-3 T (OT)	22-23-8/53	10, 19, 8	HERBERT	19,742
55	2/8	@ LOS ANGELES	5-3 W	23-23-8/55	17, 6, 10, 20, 9	HERBERT	18,118
56	2/9	DALLAS	3-5 L	23-24-8/55	2, 17, 9	HERBERT	13,684
57	2/12	@ ST. LOUIS	3-6 L	23-25-8/55	11, 9, 9	HERBERT	20,216
58	2/14	@ CHICAGO	4-3 W	24-25-8/57	17, 20, 11, 21	ROUSSEL	13,737
59	2/16	CALGARY	6-5 W (OT)	25-25-8/59	5, 20, 9, 20, 2, 10	HERBERT	12,956
60	2/18	SAN JOSE	4-4 T (OT)	25-25-9/60	17, 8, 10, 24	HERBERT	16,868
61	2/21	ST. LOUIS	2-4 L	25-26-9/60	21, 24	ROUSSEL	13,346
62	2/23	VANCOUVER	4-4 T (OT)	25-26-10/61	10, 8, 20, 29+	ROUSSEL	12,682
63	2/27	EDMONTON	3-2 W	26-26-10/63	16, 2, 5	HERBERT	17,174
64	2/29	@ SAN JOSE	4-2 W	27-26-10/65	17, 16, 10, 12	HERBERT	17,483
65	3/2	@ VANCOUVER	1-3 L	27-27-10/65	11	HERBERT	13,918
66	3/3	@ CALGARY	1-4 L	27-28-10/65	11	HERBERT/ROUSSEL	16,430
67	3/5	NASHVILLE	1-0 W	28-28-10/67	22	HERBERT	13,601
68	3/8	NY RANGERS	3-4 L (OT)	28-28-10/68	15, 20, 8	HERBERT	13,565
69	3/11	@ ST. LOUIS	1-1 T (OT)	28-28-11/2/69	2+	HERBERT/ROUSSEL	20,274
70	3/14	@ COLORADO	2-4 L	28-29-11/2/69	10, 21	ROUSSEL	18,007
71	3/15	LOS ANGELES	2-2 T (OT)	28-29-12/70	20, 10	HERBERT	17,174
72	3/17	SAN JOSE	4-2 W	29-29-12/72	8, 2, 10, 8S	HERBERT	16,573
73	3/19	DETROIT	3-1 W	30-29-12/74	2, 2, 9	HERBERT	17,174
74	3/21	@ LOS ANGELES	5-2 W	31-29-12/76	21, 14, 11, 29, 9	HERBERT	17,494
75	3/22	@ EDMONTON	1-2 L	31-30-12/76	33	HERBERT	15,673
76	3/24	@ VANCOUVER	1-8 L	31-31-12/76	9	HERBERT/ROUSSEL	18,422
77	3/26	PHOENIX	4-3 W (OT)	32-31-12/78	8, 8, 2, 10	HERBERT	17,174
78	4/1	@ LOS ANGELES	1-2 L	32-32-12/78	8	HERBERT	18,118
79	4/3	NASHVILLE	3-1 W	33-32-12/80	20, 22, 11	HERBERT	15,759
80	4/5	@ CHICAGO	2-5 L	33-33-12/80	24, 9	HERBERT	15,112
81	4/7	@ NASHVILLE	5-1 W	34-33-12/82	20, 9*, 14, 20, 9	HERBERT	17,113
82	4/9	LOS ANGELES	3-4 L (OT)	34-33-12/83	9, 8, 8	HERBERT	17,174

GOAL KEY: UNDERLINE = POWER PLAY GOAL, * = SHORTHANDED GOAL, BOLD = GAME-WINNING GOAL, + = GAME-TYING GOAL, S = EMPTY NET GOAL, ITALIC = PENALTY SHOT GOAL ^ = SELLOUT AT THE ARROWHEAD POND OF ANAHEIM. WHEN TWO GOALTENDERS PLAY IN ONE GAME, ALL CAPS RECEIVED DECISION.

1998-99 MIGHTY DUCKS OF ANAHEIM



Front Row (sitting) L-R: Dominic Roussel, Assistant Coach George Burnett, Assistant General Manager David McNab, President and General Manager Pierre Gauthier, Alternate Captain Teemu Selanne, Captain Paul Kariya, Alternate Captain Kevin Haller, Chairman and Governor Tony Tavares, Head Coach Craig Hartsburg, Assistant Coach Newell Brown, Guy Hebert. **Second Row L-R:** Assistant Trainer Greg Thayer, Head Trainer Greg Smith, Ted Drury, Matt Cullen, Steve Rucchin, Jason Marshall, Ruslan Salei, Goaltending Coach Francois Allaire, Head Equipment Manager Mark O'Neill, Assistant Equipment Manager John Alloway. **Third Row L-R:** Jeff Nielsen, Fredrik Olausson, Tomas Sandstrom, Travis Green, Johan Davidsson, Pascal Trepanier, Marty McInnis. **Top Row L-R:** Antti Aalto, Dan Trebil, Stu Grimson, Jim McKenzie, Jamie Pushor, Pavel Trnka.

POSTSEASON NOTES IN PLAYOFF SECTION

1998-99 SEASON:

The Mighty Ducks finished the season with a mark of 35-34-13 for 83 points, good for sixth in the Western Conference...the Ducks were a franchise-high five games over .500 five times (latest being a 34-29-12 record after a 2-2 tie @ the NYI on Apr. 3)...the club's 83 points were 18 more than they had in 1997-98 (65 points), the third largest increase in the NHL... Anaheim lost only 12 of its last 34 games (18-12-4) and finished one win shy of equaling the club-record for wins in one season...the club led the league in power play percentage with a 22.0% mark (83-for-378)...the Ducks' 79 PPG's from Nov. 1 through the end of the regular season were 15 more than anyone else in the NHL...Anaheim was 28-3-7 when leading after two periods...home record was 21-14-6 (7-3-2 in last 12)...the Ducks established a club-record seven-game winning streak from Feb. 20-Mar. 7...Paul Kariya and Teemu

Selanne combined to average 2.66 points-per-game, leading the league...Teemu Selanne's 47 goals earned him the first-ever Maurice "The Rocket" Richard Trophy, awarded to the NHL's highest goal scorer...Paul Kariya's 429 shots were the second-highest total in NHL history...Fredrik Olausson set club-records for defensemen in goals (16), assists (40) & points (56)...Guy Hebert and Dominic Roussel combined for a .921 SV%, the second-highest in the league...Hebert received most of the workload, ranking second in the NHL in games (68), and second in minutes (4083), while also ranking eighth in wins (31), and tied-for-fourth in shutouts (6)...Kevin Haller and Paul Kariya were the only two players to appear in all 82 regular season games.

1998-99 GAME-BY-GAME



GAME	DATE	OPPONENT	RESULT	RECORD/PTS.	DUCKS GOALS (BY #)	ANA. GOALTENDER(S)	ATTENDANCE
1	10/10	@ WASHINGTON	0-1 L	0-1/0/0	NONE	ROUSSEL	19,740
2	10/11	@ PHILADELPHIA	1-4 L	0-2/0/0	9	HEBERT	19,519
3	10/13	@ MONTREAL	0-1 L	0-3/0/0	NONE	HEBERT	20,046
4	10/15	@ CHICAGO	5-3 W	1-3/0/2	8, 25, 9*, 17, 8	HEBERT	14,710
5	10/21	BOSTON	3-0 W	2-3/0/4	33, 9, 2	HEBERT	^A 17,174
6	10/25	PHOENIX	2-2 T (OT)	2-3/1/5	8, 20+	HEBERT	16,113
7	10/28	TAMPA BAY	5-3 W	3-3/1/7	9, 17, 32, 32, 85	HEBERT	13,963
8	10/30	@ DALLAS	3-3 T (OT)	3-3/2/8	9, 20, 8+	HEBERT	16,928
9	10/31	@ ST. LOUIS	2-2 T (OT)	3-3/3/9	8, 9	HEBERT	13,941
10	11/4	ST. LOUIS	1-3 L	3-4/3/9	17	HEBERT	14,710
11	11/6	SAN JOSE	2-2 T (OT)	3-4/4/10	17, 24	HEBERT	15,958
12	11/8	DETROIT	2-3 L	3-5/4/10	17, 16	HEBERT	^A 17,174
13	11/11	CAROLINA	5-4 W (OT)	4-5/4/12	16, 8, 33, 9, 20	HEBERT	14,668
14	11/13	@ VANCOUVER	2-5 L	4-6/4/12	16, 20	ROUSSEL	15,582
15	11/14	@ CALGARY	1-0 W	5-6/4/14	25	HEBERT	16,288
16	11/16	LOS ANGELES	3-1 W	6-6/4/16	39*, 22, 95	HEBERT	16,067
17	11/18	NY RANGERS	3-1 W	7-6/4/18	20, 16, 95	HEBERT	15,245
18	11/20	EDMONTON	2-3 L (OT)	7-7/4/18	14, 9	HEBERT	16,367
19	11/22	CHICAGO	4-1 W	8-7/4/20	32, 16, 20, 14	HEBERT	16,423
20	11/25	@ DETROIT	2-5 L	8-8/4/20	9, 9	HEBERT	19,983
21	11/27	@ NASHVILLE	1-3 L	8-9/4/20		ROUSSEL	17,298
22	11/29	@ CAROLINA	1-3 L	8-10/4/20		HEBERT	6,871
23	12/1	@ PITTSBURGH	4-4 T (OT)	8-10/5/21	39, 2, 20, 39	HEBERT	11,314
24	12/3	@ CHICAGO	1-4 L	8-11/5/21	14	HEBERT	16,149
25	12/6	@ SAN JOSE	2-1 W	9-11/5/23	11, 16	HEBERT	16,321
26	12/9	VANCOUVER	4-4 T (OT)	9-11/6/24	22, 20, 22, 16	HEBERT	14,100
27	12/11	WASHINGTON	1-0 W	10-11/6/26	16	HEBERT	14,631
28	12/13	LOS ANGELES	3-0 W	11-11/6/28	8, 8, 9	HEBERT	^A 17,174
29	12/16	NASHVILLE	6-1 W	12-11/6/30	4, 8, 39, 39, 20, 8	HEBERT	14,222
30	12/18	NY ISLANDERS	2-2 T (OT)	12-11/7/31	8, 2	HEBERT	14,419
31	12/21	COLORADO	2-4 L	12-12/7/31	8, 39	HEBERT	16,568
32	12/22	@ COLORADO	1-0 W	13-12/7/33	19	ROUSSEL	16,061
33	12/28	@ OTTAWA	2-2 T (OT)	13-12/8/34	2, 16*	HEBERT	18,500
34	12/30	@ TORONTO	1-4 L	13-13/8/34	8	HEBERT	15,726
35	1/1	@ BUFFALO	7-2 W	14-13/8/36	20, 24, 20, 8, 39, 8, 8	HEBERT	18,595
36	1/2	@ BOSTON	1-2 L	14-14/8/36	8	HEBERT	17,565
37	1/4	@ NASHVILLE	1-2 L	14-15/8/36	2	HEBERT	13,507
38	1/6	BUFFALO	2-3 L (OT)	14-16/8/36	20, 8	HEBERT	15,002
39	1/8	PHOENIX	4-1 W	15-16/8/38	2, 20, 9, 9	ROUSSEL	16,308
40	1/10	EDMONTON	6-4 W	16-16/8/40	2, 9, 39, 8, 8, 11*	ROUSSEL/HEBERT	^A 17,174
41	1/13	CALGARY	1-2 L	16-17/8/40	2	HEBERT	13,542
42	1/15	DALLAS	1-3 L	16-18/8/40	2	HEBERT	17,150
43	1/18	PITTSBURGH	5-3 W	17-18/8/42	2, 16, 17, 16, 95	HEBERT	15,016
44	1/20	NEW JERSEY	3-4 L	17-19/8/42	9, 20, 18	ROUSSEL	14,027
45	1/21	@ PHOENIX	3-3 T (OT)	17-19/9/43	18, 16, 9	ROUSSEL	16,210
46	1/27	COLORADO	3-4 L	17-20/9/43	20, 8, 20	HEBERT	15,011
47	1/28	@ COLORADO	2-6 L	17-21/9/43	16, 11	HEBERT	16,061
48	1/30	@ EDMONTON	0-1 L	17-22/9/43	NONE	HEBERT	17,100
49	2/3	CHICAGO	3-0 W	18-22/9/45	9, 11, 16S	HEBERT	15,254
50	2/5	@ TAMPA BAY	5-3 W	19-22/9/47	11, 9, 20, 2, 9	HEBERT	10,872
51	2/6	@ ST. LOUIS	4-3 W	20-22/9/49	11, 16, 2, 27	HEBERT	20,290
52	2/10	PHILADELPHIA	5-4 W	21-22/9/51	8, 2, 8, 20, 2	HEBERT	16,357
53	2/12	DALLAS	2-3 L	21-23/9/51	8, 17	HEBERT	16,230
54	2/14	@ PHOENIX	5-1 W	22-23/9/53	8, 20, 18, 20, 33	HEBERT	16,210
55	2/15	@ LOS ANGELES	3-1 W	23-23/9/55	17, 17, 95	HEBERT	14,664
56	2/17	EDMONTON	2-6 L	23-24/9/55	8, 20	HEBERT/ROUSSEL	14,540
57	2/19	@ CALGARY	3-6 L	23-25/9/55	8, 17, 8	HEBERT	16,347
58	2/20	@ VANCOUVER	5-1 W	24-25/9/57	39, 8, 8, 9, 16	HEBERT	18,422
59	2/24	@ EDMONTON	2-1 W	25-25/9/59	8, 9	ROUSSEL	16,001
60	2/26	SAN JOSE	3-1 W	26-25/9/61	20, 8, 39	HEBERT	^A 17,174
61	2/27	@ SAN JOSE	4-1 W	27-25/9/63	8, 39, 9, 5	HEBERT	17,483
62	3/3	LOS ANGELES	2-1 W	28-25/9/65	11, 8	HEBERT	^A 17,174
63	3/5	NASHVILLE	3-2 W	29-25/9/67	19, 8, 19	ROUSSEL	15,839
64	3/7	DETROIT	3-1 W	30-25/9/69	16, 20*, 17	HEBERT	^A 17,174
65	3/10	VANCOUVER	4-4 T (OT)	30-25/10/70	18, 9, 8, 9	HEBERT	14,199
66	3/12	@ DALLAS	0-4 L	30-26/10/70	NONE	HEBERT/ROUSSEL	16,928
67	3/13	@ PHOENIX	0-1 L	30-27/10/70	NONE	HEBERT	16,210
68	3/17	OTTAWA	2-2 T (OT)	30-27/11/71	27, 11	HEBERT	16,026
69	3/18	@ LOS ANGELES	4-2 W	31-27/11/73	23, 8, 9, 8	HEBERT	12,037
70	3/21	FLORIDA	2-5 L	31-28/11/73	8, 18	HEBERT	16,454
71	3/26	DALLAS	5-1 W	32-28/11/75	16, 11, 8, 8, 9	HEBERT	16,533
72	3/28	CALGARY	5-1 W	33-28/11/77	9, 8, 19, 9, 33	HEBERT	15,975
73	3/31	@ NEW JERSEY	1-7 L	33-29/11/77	9	HEBERT/ROUSSEL	17,239
74	4/2	@ N.Y. RANGERS	4-1 W	34-29/11/79	8, 39, 8, 9	HEBERT	18,200
75	4/3	@ N.Y. ISLANDERS	2-2 T (OT)	34-29/12/80	2, 11+	ROUSSEL	12,297
76	4/5	@ DETROIT	2-3 L	34-30/12/80	17, 11	HEBERT	19,983
77	4/7	@ DALLAS	1-5 L	34-31/12/80	9	ROUSSEL/HEBERT	16,928
78	4/9	SAN JOSE	1-4 L	34-32/12/80	17	HEBERT	^A 17,174
79	4/11	PHOENIX	3-0 W	35-32/12/82	9, 19, 85	HEBERT	^A 17,174
80	4/14	ST. LOUIS	1-3 L	35-33/12/82	9	HEBERT	16,510
81	4/15	@ LOS ANGELES	3-4 L (OT)	35-34/12/82	17, 2, 8	ROUSSEL	14,669
82	4/17	@ SAN JOSE	3-3 T (OT)	35-34/13/83	33, 9, 17	ROUSSEL	17,483

GOAL KEY: UNDERLINE = POWER PLAY GOAL, * = SHORTHAND GOAL, BOLD = GAME-WINNING GOAL, + = GAME-TYING GOAL, S = EMPTY NET GOAL, ITALIC = PENALTY SHOT GOAL, ^ = SELLOUT AT THE ARROWHEAD POND OF ANAHEIM. WHEN TWO GOALTENDERS PLAY IN ONE GAME, ALL CAPS RECEIVED DECISION.

1997-98 MIGHTY DUCKS OF ANAHEIM



Front Row (sitting) L-R: Mikhail Shtalenkov, Assistant Coach Don Hay, Assistant General Manager David McNab, President Tony Tavares, Alternate Captain Teemu Selanne, Captain Paul Kariya, Alternate Captain David Karpis, Vice President/General Manager Jack Ferreira, Head Coach Pierre Pagé, Assistant Coach Walt Kyle, Guy Hebert. **Second Row L-R:** Head Athletic Trainer Greg Smith, Goaltending Consultant François Allaire, Scott Young, Tomas Sandstrom, Steve Rucchin, Brent Severyn, Doug Houda, Tom Askey, Equipment Manager Mark O'Neill, Assistant Equipment Manager John Alloway. **Third Row L-R:** Massage Therapist John Worth, Strength & Conditioning Coach Todd Norman, Ted Drury, Drew Bannister, Shawn Antoski, Jamie Pushor, Jason Marshall, Travis Green, Assistant Trainer Greg Thayer. **Top Row L-R:** Josef Marha, Mike Leclerc, Matt Cullen, Pavel Trnka, Ruslan Salei, Jeremy Stevenson, J.F. Jomphe, Jeff Nielsen. **Unavailable for photo:** Frank Banham.

1997-98 SEASON:

The Ducks finished the season 26-43-13 for 65 points...the club went 6-7-4 over the last 17 games...Anaheim enjoyed the most success vs. the Atlantic Division, going 7-3-4 (.643 winning percentage) - marking the second best winning percentage vs. any division in franchise history (record is 66.7%, set in 1995-96 when the Ducks went 8-4-0 vs. the Northeast)...Anaheim had three players that ranked among NHL league leaders (including rookie leaders) in several categories (Selanne, Rucchin & Cullen)...the Mighty Ducks and Vancouver Canucks opened up their '97-98 NHL regular seasons with a two-game set in Tokyo on Oct. 3-4. The games

marked the first NHL regular season contests outside of North America...Teemu Selanne's sensational season included an 11-game goal scoring streak, three hat tricks, 10 game-winning goals, a club-record 13 goals in a month (November), a hat trick in the All-Star game, a Bronze Medal at the Winter Olympics, and a league-leading 52 goals (tied with Peter Bondra)...Selanne also became just the fourth player in NHL history to record at least 25% of his teams goals in one season...Paul Kariya suffered a season-ending concussion on Feb. 1 vs. Chicago and appeared in only 22 games on the season.


1997-98 GAME-BY-GAME



GAME	DATE	OPPONENT	RESULT	RECORD/PTS.	DUCKS GOALS (BY #)	ANA. GOALTENDER(S)	ATTENDANCE
1	10/3	@ VANCOUVER (JAPAN)	2-3 L	0-1-0/0	48, 11	HEBERT	10,500
2	10/4	VANCOUVER (JAPAN)	3-2 W	1-1-0/2	8, 17, 36	SHTALENKOV	10,500
3	10/10	OTTAWA	1-1 T (OT)	1-1-1/3	21+	HEBERT	17,174
4	10/13	BOSTON	0-3 L	1-2-1/3	NONE	HEBERT	16,486
5	10/15	PHILADELPHIA	2-2 T (OT)	1-2-2/4	16, 17+	SHTALENKOV	17,121
6	10/17	EDMONTON	2-1 W	2-2-2/6	29, 15	HEBERT	16,565
7	10/19	N.Y. ISLANDERS	2-5 L	2-3-2/6	15, 21	HEBERT, SHTALENKOV	17,112
8	10/21	@ PHOENIX	4-3 W	3-3-2/8	12, 8, 13, 10	SHTALENKOV	13,779
9	10/22	DETROIT	1-4 L	3-4-2/8	8	HEBERT	17,053
10	10/25	@ N.Y. ISLANDERS	4-2 W	4-4-2/10	17, 15, 8, 40*	SHTALENKOV	14,523
11	10/26	@ N.Y. RANGERS	3-3 T (OT)	4-4-3/11	8, 8, 8+	HEBERT	18,200
12	10/28	@ TORONTO	2-2 T (OT)	4-4-4/12	21, 8+	SHTALENKOV	15,707
13	10/30	@ BOSTON	3-0 W	5-4-4/14	8, 10, 8	HEBERT	13,153
14	11/2	@ DETROIT	3-4 L	5-5-4/14	8, 20, 15	SHTALENKOV	19,983
15	11/5	TAMPA BAY	5-2 W	6-5-4/16	13, 13, 8, 17, 8	HEBERT	17,067
16	11/7	@ CALGARY	4-3 W (OT)	7-5-4/18	8, 24, 48, 48	HEBERT	16,487
17	11/8	@ VANCOUVER	3-2 W	8-5-4/20	48, 24, 8	SHTALENKOV	18,422
18	11/10	SAN JOSE	4-6 L	8-6-4/20	8, 8, 8, 23	HEBERT	17,174
19	11/12	MONTREAL	3-4 L (OT)	8-7-4/20	12, 14*, 24	HEBERT	17,174
20	11/14	VANCOUVER	3-3 T (OT)	8-7-5/21	8, 8, 13*	SHTALENKOV	17,174
21	11/16	DALLAS	0-4 L	8-8-5/21	NONE	SHTALENKOV	17,174
22	11/18	@ SAN JOSE	2-4 L	8-9-5/21	20, 12	HEBERT	16,645
23	11/19	CHICAGO	0-4 L	8-10-5/21	NONE	HEBERT	16,641
24	11/22	@ ST. LOUIS	2-0 W	9-10-5/23	40, 19	HEBERT	20,184
25	11/24	@ DALLAS	0-5 L	9-11-5/23	NONE	HEBERT, SHTALENKOV	15,851
26	11/26	NEW JERSEY	2-0 W	10-11-5/25	18, 20S	HEBERT	17,174
27	11/28	@ EDMONTON	3-1 W	11-11-5/27	8, 14*, 40	HEBERT	17,099
28	11/29	@ CALGARY	2-3 L (OT)	11-12-5/27	8, 8	SHTALENKOV	18,334
29	12/2	@ TORONTO	3-3 T (OT)	11-12-6/28	17, 14, 24+	HEBERT	15,620
30	12/3	@ BUFFALO	0-4 L	11-13-6/28	NONE	HEBERT	11,654
31	12/6	@ PITTSBURGH	2-5 L	11-14-6/28	8, 17*	HEBERT	15,216
32	12/10	PITTSBURGH	0-3 L	11-15-6/28	NONE	SHTALENKOV	17,036
33	12/12	WASHINGTON	6-4 W	12-15-6/30	8, 20, 36, 9, 8, 9S	HEBERT	17,174
34	12/17	TORONTO	2-6 L	12-16-6/30	40, 9	HEBERT	16,807
35	12/19	PHOENIX	2-6 L	12-17-6/30	9, 14	SHTALENKOV, HEBERT	16,560
36	12/21	SAN JOSE	2-4 L	12-18-6/30	8, 8	HEBERT	17,174
37	12/22	CALGARY	5-1 W	13-18-6/32	8, 12, 8, 19, 15	SHTALENKOV	16,975
38	12/27	@ ST. LOUIS	5-5 T (OT)	13-18-7/33	8, 16, 16, 9, 48	SHTALENKOV, HEBERT	20,381
39	12/28	@ CHICAGO	0-2 L	13-19-7/33	NONE	HEBERT	21,266
40	12/30	@ CAROLINA	1-2 L	13-20-7/33	8	HEBERT	8,309
41	1/1	@ WASHINGTON	2-3 L	13-21-7/33	7, 18	HEBERT	19,011
42	1/3	@ TAMPA BAY	4-1 W	14-21-7/35	18, 9, 14, 20	HEBERT	14,221
43	1/4	@ FLORIDA	3-3 T (OT)	14-21-8/36	9, 20*, 8+	HEBERT	14,703
44	1/7	BUFFALO	2-3 L	14-22-8/36	9, 13	HEBERT/SHTALENKOV	17,049
45	1/9	EDMONTON	1-5 L	14-23-8/36	14	HEBERT	17,174
46	1/11	DALLAS	2-1 W (OT)	15-23-8/38	19, 14	HEBERT	17,154
47	1/12	@ LOS ANGELES	2-3 L (OT)	15-24-8/38	18, 9	HEBERT	16,005
48	1/14	COLORADO	0-2 L	15-25-8/38	NONE	HEBERT	17,174
49	1/21	FLORIDA	8-3 W	16-25-8/40	9, 14, 9, 8, 9, 45, 16, 8	HEBERT	17,001
50	1/22	@ COLORADO	4-3 W	17-25-8/42	20, 16, 15, 9	SHTALENKOV	16,061
51	1/24	LOS ANGELES	3-3 T (OT)	17-25-9/43	8, 20, 9+	HEBERT	17,174
52	1/27	@ SAN JOSE	2-4 L	17-26-9/43	8, 9	SHTALENKOV	16,878
53	1/28	CALGARY	2-5 L	17-27-9/43	10, 48	HEBERT	16,758
54	2/1	CHICAGO	4-3 W (OT)	18-27-9/45	9, 9, 8, 8	HEBERT	17,174
55	2/4	NY RANGERS	3-2 W	19-27-9/47	20, 8, 8	HEBERT	17,174
56	2/7	LOS ANGELES	2-5 L	19-28-9/47	39, 45	HEBERT	17,174
57	2/25	@ VANCOUVER	2-5 L	19-29-9/47	33, 52	HEBERT	18,422
58	2/27	@ EDMONTON	4-0 W	20-29-9/49	20, 20, 23, 6+S	SHTALENKOV	17,099
59	3/1	ST. LOUIS	2-6 L	20-30-9/49	45, 48	SHTALENKOV/HEBERT	17,174
60	3/4	DETROIT	0-2 L	20-31-9/49	NONE	SHTALENKOV	17,174
61	3/6	SAN JOSE	0-3 L	20-32-9/49	NONE	HEBERT	17,174
62	3/8	CAROLINA	1-3 L	20-33-9/49	24	HEBERT/SHTALENKOV	17,174
63	3/9	@ LOS ANGELES	3-4 L (OT)	20-34-9/49	48*, 20, 8	SHTALENKOV	12,671
64	3/11	TORONTO	1-3 L	20-35-9/49	8	SHTALENKOV	17,174
65	3/13	@ DALLAS	3-6 L	20-36-9/49	29, 45, 10	SHTALENKOV/ASKEY	16,928
66	3/15	COLORADO	5-3 W	21-36-9/51	29, 17, 45, 10, 8S	SHTALENKOV	17,174
67	3/18	@ NEW JERSEY	0-3 L	21-37-9/51	NONE	SHTALENKOV	19,040
68	3/19	@ PHILADELPHIA	3-3 T (OT)	21-37-10/52	48, 8, 29+	SHTALENKOV	19,670
69	3/21	@ MONTREAL	5-4 W	22-37-10/54	29, 8, 48, 17, 8	SHTALENKOV	21,273
70	3/22	@ OTTAWA	5-2 W	23-37-10/56	29, 8, 20, 8, 8S	SHTALENKOV	17,177
71	3/25	@ CHICAGO	3-2 W	24-37-10/58	10, 48, 8	SHTALENKOV	18,438
72	3/26	@ DETROIT	3-3 T (OT)	24-37-11/59	39, 46, 7+	SHTALENKOV	19,983
73	3/28	@ COLORADO	3-5 L	24-38-11/59	10, 29, 23	SHTALENKOV/ASKEY	16,061
74	4/1	PHOENIX	1-5 L	24-39-11/59	20	SHTALENKOV/ASKEY	17,174
75	4/3	@ PHOENIX	3-6 L	24-40-11/59	20, 10, 20	SHTALENKOV	16,210
76	4/5	CALGARY	3-3 T (OT)	24-40-12/60	8, 39, 39+	ASKEY	17,174
77	4/8	EDMONTON	4-2 W	25-40-12/62	17, 10, 20, 8S	SHTALENKOV	17,174
78	4/9	@ SAN JOSE	2-5 L	25-41-12/62	10, 13	SHTALENKOV/ASKEY	17,483
79	4/13	COLORADO	2-2 T (OT)	25-41-13/63	22, 29+	ASKEY	17,174
80	4/15	@ EDMONTON	3-5 L	25-42-13/63	45, 10, 29	SHTALENKOV	17,099
81	4/18	@ LOS ANGELES	4-1 W	26-42-13/65	7, 38, 29, 10	SHTALENKOV	16,005
82	4/19	ST. LOUIS	3-5 L	26-43-13/65	38, 39, 19	ASKEY	17,174

GOAL KEY: UNDERLINE = POWER PLAY GOAL, * = SHORT-HANDED GOAL, BOLD = GAME-WINNING GOAL, + = GAME-TYING GOAL, S = EMPTY NET GOAL, ITALIC = PENALTY SHOT GOAL, ^ = SELLOUT AT THE ARROWHEAD POND OF ANAHEIM. WHEN TWO GOALTENDERS PLAY IN ONE GAME, ALL CAPS RECEIVED DECISION.X

1996-97 MIGHTY DUCKS OF ANAHEIM



Front Row (sitting) L-R: Mikhail Shtalenkov, Head Coach Ron Wilson, Assistant General Manager David McNab, President Tony Tavares, Alternate Captain Bobby Dallas, Captain Paul Kariya, Alternate Captain Teemu Selanne, Vice President/General Manager Jack Ferreira, Vice President of Business Affairs Kevin Gilmore, Milos Holan, Guy Hebert. **Second Row L-R:** Head Athletic Trainer/Physical Therapist Paddy Jarit, Equipment Manager Mark O'Neill, Assistant Coach Walt Kyle, J.J. Daigneault, Ken Baumgartner, Jari Kurri, Brian Bellows, Joe Sacco, Assistant Coach Tim Army, Goaltending Consultant Francois Allaire, Assistant Equipment Manager John Alloway. **Third Row L-R:** Massage Therapist Dan Garcia, Warren Rychel, Dmitri Mironov, Steve Rucchin, Mark Janssens, Ted Drury, David Karpa, Kevin Todd, Strength & Conditioning Coach Dana White. **Top Row L-R:** Richard Park, Darren Van Impe, Sean Pronger, Shawn Antoski, Jason Marshall, Dan Trebil, J.F. Jomphe, Peter LeBoutillier.

POSTSEASON NOTES IN PLAYOFF SECTION

1996-97 SEASON:

Final Record: 36-33-13, 85 points (second, Pacific)...the clubs' first-ever winning season, earning the number four seed in the Western Conference playoffs and ninth-best record in the NHL...set a new club-record for points, overall wins, and home wins (23) in a season...had best record in West from Feb. 22-end of the season and the third-best record from Nov. 1-end of the season...home record was 23-12-6; road record was 13-21-7...Anaheim lost just three of its last 23 games, going 13-3-7 in that span, including a club-record 12-game unbeaten streak (7-0-5) from Feb. 22-Mar. 19...the Ducks finished 14-4-7 in their final 25 games, 16-6-7 in their last 29, and 22-12-8 in their last 42...had a franchise-record 14-game unbeaten streak (10-0-4) from Feb. 12-Apr. 9...Kariya/Selanne averaged a combined 1.41 points-per game, second in the league among tandems...Kariya and Selanne rank 1st and

2nd, respectively, in goals scored from Jan. 10-end of the season with 32 and 28. The 60 goals are 46.5% of Anaheim's 129 in those 41 games...Paul Kariya, Teemu Selanne and Guy Hebert were named to the All-Star Game...Kariya wins Lady Byng Trophy for the second consecutive year...Kariya and Selanne each are named First Team NHL All-Stars...NHL leaders included Guy Hebert - 3rd in saves (1961), 4th in shots (2133), 5th in SV%, 5th in games (67), 6th in minutes (3863), 9th in wins (29); Paul Kariya - 1st in GWG's (10), 1st in shots (340), 3rd in PPG's (15), 3rd in points (99), 6th in PP pts. (34), 9th in goals (44), 12th in assists (55); Teemu Selanne - 2nd in points (109), 2nd in goals (51), 5th in GWG's (8), 5th in shooting pct. (18.7%), 8th in PP pts. (32), 9th in assists (58)...finished 56-333 on the power play (16.8%); 62-336 on the penalty kill (81.5%).

1996-97 GAME-BY-GAME



GAME	DATE	OPPONENT	RESULT	RECORD/PTS.	DUCKS GOALS (BY #)	ANA. GOALTENDER(S)	ATTENDANCE
1	10/5	@ TORONTO	1-4 L	0-1-0/0		HEBERT	15,746
2	10/7	@ MONTREAL	6-6 T (OT)	0-1-1/1	4, 17, 21, 8, 11, 2-	HEBERT	20,306
3	10/9	@ CHICAGO	2-0 W	1-1-1/3	8*, 32S	SHTALENKOV	17,795
4	10/10	@ COLORADO	6-6 T (OT)	1-1-2/4	13, 17, 21, 8, 16, 8-	HEBERT	16,061
5	10/12	@ PHOENIX	2-4 L	1-2-2/4	14, 10	SHTALENKOV	14,492
6	10/16	PHILADELPHIA	3-4 L	1-3-2/4	12, 16, 8	HEBERT	^17,174
7	10/18	SAN JOSE	1-4 L	1-4-2/4	13	HEBERT	^17,174
8	10/20	BOSTON	1-5 L	1-5-2/4	10	SHTALENKOV/HEBERT	^17,174
9	10/22	@ PHILADELPHIA	0-3 L	1-6-2/4	NONE	HEBERT/SHTALENKOV	18,812
10	10/24	@ HARTFORD	1-4 L	1-7-2/4	8	HEBERT	12,328
11	10/27	CALGARY	1-4 L	1-8-2/4	12	HEBERT/SHTALENKOV	16,592
12	10/30	VANCOUVER	3-6 L	1-9-2/4	4, 16*, 10	SHTALENKOV	16,232
13	11/1	SAN JOSE	4-3 W	2-9-2/6	16, 8, 8, 8	HEBERT	17,112
14	11/3	COLORADO	1-1 T (OT)	2-9-3/7	10	HEBERT	17,025
15	11/6	MONTREAL	5-6 L	2-10-3/7	12, 18, 16, 9, 9	HEBERT	15,935
16	11/8	LOS ANGELES	7-4 W	3-10-3/9	14, 20, 8, 16, 9, 18, 18S	SHTALENKOV	^17,174
17	11/11	DALLAS	2-3 L	3-11-3/9	9, 32	SHTALENKOV	16,072
18	11/13	TORONTO	3-2 W	4-11-3/11	12, 18, 17	SHTALENKOV	16,342
19	11/15	@ DALLAS	3-4 L	4-12-3/11	46, 14, 8	HEBERT	16,217
20	11/17	@ ST. LOUIS	2-4 L	4-13-3/11	20, 10	SHTALENKOV	14,853
21	11/20	NY ISLANDERS	2-2 T (OT)	4-13-4/12	12, 8	HEBERT	16,597
22	11/23	@ SAN JOSE	3-0 W	5-13-4/14	9, 9, 16	HEBERT	17,442
23	11/24	DETROIT	3-1 W	6-13-4/16	8, 18, 29	HEBERT	^17,174
24	11/27	ST. LOUIS	2-3 L	6-14-4/16	20, 17	HEBERT	16,419
25	11/29	CHICAGO	2-0 W	7-14-4/18	9, 20	HEBERT	^17,174
26	12/1	EDMONTON	4-2 W	8-14-4/20	9, 14, 12, 9S	HEBERT	16,735
27	12/4	TAMPA BAY	3-1 W	9-14-4/22	20, 8, 8S	HEBERT	15,838
28	12/6	@ BUFFALO	1-1 T (OT)	9-14-5/23	46	HEBERT	16,416
29	12/7	@ PITTSBURGH	3-5 L	9-15-5/23	8, 15, 15	SHTALENKOV	16,326
30	12/9	@ BOSTON	5-2 W	10-15-5/25	14, 20, 13, 8, 23	HEBERT/SHTALENKOV	15,101
31	12/11	PITTSBURGH	3-7 L	10-16-5/25	9, 17, 23	SHTALENKOV/O'NEILL	^17,174
32	12/13	WASHINGTON	5-4 W	11-16-5/27	15, 15, 46, 46, 2	SHTALENKOV	^17,174
33	12/20	CALGARY	7-0 W	12-16-5/29	9*, 14, 14*, 20*, 15, 9, 8	HEBERT	17,084
34	12/23	PHOENIX	1-2 L	12-17-5/29	16	HEBERT	^17,174
35	12/27	@ N.Y. RANGERS	2-3 L	12-18-5/29	13, 8	HEBERT	18,200
36	12/28	@ NEW JERSEY	3-5 L	12-19-5/29	13, 46*, 18	HEBERT	19,040
37	12/30	@ OTTAWA	4-3 W (OT)	13-19-5/31	17, 8, 14, 20	HEBERT	17,605
38	1/1	@ FLORIDA	3-0 W	14-19-5/33	23, 46, 15	HEBERT	14,703
39	1/3	@ TAMPA BAY	2-3 L	14-20-5/33	8, 46	HEBERT	17,769
40	1/6	VANCOUVER	1-5 L	14-21-5/33	8	HEBERT	17,012
41	1/8	FLORIDA	3-2 W	15-21-5/35	8, 20, 16	HEBERT	^17,174
42	1/10	BUFFALO	5-2 W	16-21-5/37	23, 9*, 9, 8, 9	HEBERT	^17,174
43	1/12	@ VANCOUVER	3-2 W	17-21-5/39	23, 8, 9	HEBERT	18,105
44	1/15	@ CALGARY	1-2 L	17-22-5/39	20	HEBERT	16,207
45	1/22	NEW JERSEY	3-1 W	18-22-5/41	8, 17, 9	HEBERT	^17,174
46	1/23	@ PHOENIX	3-6 L	18-23-5/41	9, 9, 9	HEBERT/SHTALENKOV	15,177
47	1/25	@ LOS ANGELES	2-2 T (OT)	18-23-6/42	20, 54	HEBERT	16,005
48	1/27	@ ST. LOUIS	4-1 W	19-23-6/44	8, 15, 8, 54	HEBERT	16,267
49	1/29	@ DALLAS	1-3 L	19-24-6/44	52	HEBERT	15,118
50	1/31	HARTFORD	6-3 W	20-24-6/46	9, 23, 8, 54, 54, 20	HEBERT	^17,174
51	2/2	COLORADO	2-5 L	20-25-6/46	29, 9	HEBERT	^17,174
52	2/4	@ N.Y. ISLANDERS	3-4 L	20-26-6/46	28, 9, 14	SHTALENKOV	13,134
53	2/5	@ TORONTO	2-4 L	20-27-6/46	9, 8	HEBERT	15,726
54	2/8	@ EDMONTON	2-1 W (OT)	21-27-6/48	2, 8	HEBERT	16,743
55	2/9	@ CALGARY	1-6 L	21-28-6/48	8	HEBERT/SHTALENKOV	16,219
56	2/12	TORONTO	5-2 W	22-28-6/50	15, 10, 9, 17, 23	HEBERT	^17,174
57	2/15	@ VANCOUVER	2-4 L	22-29-6/50	8, 9	HEBERT	18,422
58	2/17	EDMONTON	5-1 W	23-29-6/52	34, 14, 9*, 8, 20	HEBERT	^17,174
59	2/20	@ LOS ANGELES	1-3 L	23-30-6/52	18	HEBERT	12,184
60	2/22	PHOENIX	4-2 W	24-30-6/54	8, 20, 14, 9	HEBERT	^17,174
61	2/23	VANCOUVER	5-2 W	25-30-6/56	17, 9, 8, 12, 9S	HEBERT	^17,174
62	2/26	EDMONTON	3-3 T (OT)	25-30-7/57	29, 2, 54+	HEBERT	^17,174
63	2/28	@ WASHINGTON	4-1 W	26-30-7/59	9, 8, 16, 15S	HEBERT	18,130
64	3/2	@ DETROIT	1-1 T (OT)	26-30-8/60	13+	HEBERT	19,983
65	3/5	OTTAWA	4-1 W	27-30-8/62	8, 8, 23, 9S	HEBERT	^17,174
66	3/7	N.Y. RANGERS	5-2 W	28-30-8/64	8, 13, 13, 9, 8S	HEBERT	^17,174
67	3/9	@ COLORADO	2-2 T (OT)	28-30-9/65	9, 8+	HEBERT	16,061
68	3/12	DETROIT	2-1 W	29-30-9/67	8, 17	HEBERT	^17,174
69	3/14	ST. LOUIS	4-4 T (OT)	29-30-10/68	15, 23, 23, 20	HEBERT	^17,174
70	3/16	CALGARY	2-2 T (OT)	29-30-11/69	14, 54	HEBERT	^17,174
71	3/19	LOS ANGELES	6-2 W	30-30-11/71	13, 15, 8, 32, 29, 8	HEBERT	^17,174
72	3/21	@ COLORADO	3-4 L	30-31-11/71	9, 9, 8	HEBERT	16,061
73	3/23	@ EDMONTON	4-1 W	31-31-11/73	8, 9, 54, 33	HEBERT/SHTALENKOV	17,099
74	3/25	@ CALGARY	2-3 L	31-32-11/73	9, 17	HEBERT	17,118
75	3/26	@ VANCOUVER	3-5 L	31-33-11/73	23, 20, 23	HEBERT/SHTALENKOV	16,050
76	3/28	@ CHICAGO	4-3 W	32-33-11/75	9, 36, 23, 27	SHTALENKOV	21,941
78	3/30	@ DETROIT	1-0 W (OT)	33-33-11/77	20	SHTALENKOV	19,983
77	4/1	CHICAGO	3-3 T (OT)	33-33-12/78	36, 9, 20	SHTALENKOV	^17,174
79	4/2	@ SAN JOSE	5-5 T (OT)	33-33-13/79	9, 17, 23, 34, 8	HEBERT	17,442
80	4/4	DALLAS	3-2 W	34-33-13/81	20, 8, 9	SHTALENKOV	^17,174
81	4/9	LOS ANGELES	4-1 W	35-33-13/83	15, 33, 23, 8S	HEBERT	^17,174
82	4/11	@ SAN JOSE	4-3 W	36-33-13/85	8, 34, 9, 9	HEBERT	17,442

GOAL KEY: UNDERLINE = POWER PLAY GOAL, * = SHORTHANDED GOAL, BOLD = GAME-WINNING GOAL, + = GAME-TYING GOAL.
S = EMPTY NET GOAL, ^ = SELLOUT AT THE ARROWHEAD POND OF ANAHEIM. WHEN TWO GOALTENDERS PLAY IN ONE GAME, ALL CAPS RECEIVED DECISION.

1995-96 MIGHTY DUCKS OF ANAHEIM



Front Row (sitting) L-R: Mikhail Shtalenkov, Head Coach Ron Wilson, Assistant General Manager David McNab, President Tony Tavares, Governor Michael Eisner, Vice President/General Manager Jack Ferreira, Vice President of Hockey Operations Kevin Gilmore, Captain Randy Ladouceur, Guy Hebert. **Second Row L-R:** Equipment Manager Mark O'Neill, Assistant Equipment Manager John Alloway, Alternate Captain Paul Kariya, Alternate Captain Bobby Dollas, Alternate Captain Todd Ewen, Assistant Coach Al Sims, Assistant Coach Tim Army, Head Athletic Trainer/Physical Therapist Paddy Janit. **Third Row L-R:** Anatoli Semenov, David Karpa, Peter Douris, Teemu Selanne, Shaun Van Allen, Fredrik Olausson, Ken Baumgartner, Garry Valk, Joe Sacco. **Top Row L-R:** Valeri Karpov, J.F. Jomphe, Jason York, Roman Oksiuta, Steve Ruchin, Jason Marshall, Alex Hicks, Darren Van Impe. Not Pictured: Milos Holan.

1995-96 SEASON:

Final Record: 35-39-8, 78 points (fourth, Pacific)...nearly qualified for a Western Conference playoff spot (the Ducks actually finished tied-for-8th in the conference with Winnipeg, but lost the tie breaker because the Jets had more wins)...Anaheim's 35 wins and 78 points marked new club records for one season...the Mighty Ducks finished out the season strong, going 6-1-1 in their last eight games and 12-3-2 in their last 17 games...the Ducks did a lot of their late-season damage at home, going 11-1-2 in their last 14 home games...Anaheim also had a 15-6-3 record in the last 24 contests and a 17-8-3 record in the last 28...the Ducks went 33-31-8 over the last 72 games after starting the season 2-8-0...the Mighty Ducks' home record was 22-15-4 (22 home wins was a franchise record for one season)...Anaheim ended the season with a club-record nine-game home unbeaten streak (8-0-1)...the Ducks went 11-1-2 in their last 14 at the Arrowhead Pond and 13-5-3 in their last 21...road record was 13-23-4...Anaheim had one of the best records in the NHL since March 1 (12-4-3); the second-best in the Western Conference...the Mighty Ducks earned 34.6% of their points on the season in the team's 19 games after March 1...Paul Kariya became the first Mighty Duck to make First Team NHL All Star, earning a spot on the 1995-96 squad at left wing. He also won the Lady Byng Trophy for the first time in his career...Here are a few facts of how Anaheim's acquisition of Teemu Selanne affected the Mighty Ducks...after Feb. 7, the day the trade went down: Anaheim earned a record of 17-9-3 (11-1-2

at home, 6-8-1 on the road)...the team earned club-records in overall winning streak (six games, Mar. 8-22), home winning streak (five games, Mar. 8-Apr. 3), home unbeaten streak (Mar. 8-Apr. 14, 8-0-1) and overall unbeaten streak (seven games, 6-0-1, Mar. 10-24)...the Ducks' power play went 29-145 for a .200 success rate (team had only gone 31-281 for .110 before trade)...Anaheim had three hat tricks (two by Selanne, one by Garry Valk). The Ducks had only one in their history before the arrival of Selanne (Terry Yake - Oct. 19, 1993 @ NYR)...Selanne's offensive numbers with Anaheim were 16-20=36 points in 28 appearances (1.29 points-per-game)...Paul Kariya's offensive numbers were 21-23=44 points in 29 appearances (1.52 points-per-game) after Selanne joined Anaheim...The Mighty Ducks were one of only three NHL clubs (also Colorado and Pittsburgh) to finish with two players in the top eight scoring leaders in 1995-96 (Paul Kariya, 50-58=108 pts. and Teemu Selanne, 40-68=108 pts.)...Anaheim was one of only eight teams in the NHL with a .900-plus team save percentage (.906) and a team goals-against-average (GAA) below 3.00 (2.97)...Anaheim finished tied-for-fifth in the league in save percentage and 10th in the league in GAA...Anaheim goaltending combined for a .952 save percentage and 2.08 GAA in 19 games from March 1 to the end of the season...Individually, Guy Hebert finished fourth in the league in save percentage with .914 on the season and tied-for-fifth in the league in shutouts with four (three of which came in his last 14 games).

1995-96 GAME-BY-GAME

20
1993 2013

GAME	DATE	OPPONENT	RESULT	RECORD/PTS.	DUCKS GOALS (BY #)	ANA. GOALTENDER(S)	ATTENDANCE
1	10/9	@ WINNIPEG	3-4 L	0-1-0/0	9, 26, 20	HEBERT	7,856
2	10/11	@ HARTFORD	2-3 L	0-2-0/0	9, 9	HEBERT	8,435
3	10/13	@ BUFFALO	4-1 W	1-2-0/2	9, 16, 20, 20S	SHTALENKOV	16,087
4	10/14	@ PITTSBURGH	2-5 L	1-3-0/2	20, 11	HEBERT	15,809
5	10/18	VANCOUVER	1-5 L	1-4-0/2	9	SHTALENKOV	17,174
6	10/20	PHILADELPHIA	2-4 L	1-5-0/2	3, 18	HEBERT	17,174
7	10/22	WINNIPEG	6-2 W	2-5-0/4	16, 9, 8, 18, 25*, 18	HEBERT	17,003
8	10/23	@ COLORADO	1-3 L	2-6-0/4	26	HEBERT/SHTALENKOV	16,061
9	10/26	@ DALLAS	2-5 L	2-7-0/4	2, 9	SHTALENKOV	13,671
10	10/27	@ ST. LOUIS	2-4 L	2-8-0/4	25, 21	HEBERT	17,384
11	10/29	CALGARY	7-2 W	3-8-0/6	22, 9, 16, 9, 16, 21, 22	HEBERT	17,060
12	11/1	ST. LOUIS	3-0 W	4-8-0/8	36, 25, 9S	HEBERT	16,642
13	11/3	N.Y. RANGERS	7-4 W	5-8-0/10	19, 20, 14, 21, 20, 26, 22	HEBERT	17,174
14	11/5	NEW JERSEY	6-1 W	6-8-0/12	9, 22, 18*, 10, 26, 8	HEBERT	17,174
15	11/7	@ TORONTO	3-6 L	6-9-0/12	26, 19, 14	HEBERT	15,673
16	11/8	@ MONTREAL	3-2 W (OT)	7-9-0/14	26, 10, 9	HEBERT	16,524
17	11/11	@ OTTAWA	3-2 W	8-9-0/16	26, 10, 17	HEBERT	8,988
18	11/13	LOS ANGELES	2-4 L	8-10-0/16	21, 9	HEBERT	17,174
19	11/15	COLORADO	7-3 W	9-10-0/18	9, 9, 32, 19, 25, 20, 32	SHTALENKOV	17,174
20	11/17	NY ISLANDERS	2-1 W (OT)	10-10-0/20	21, 16	HEBERT	17,174
21	11/19	FLORIDA	3-4 L	10-11-0/20	20, 14, 16	HEBERT	17,174
22	11/21	@ CALGARY	3-2 W	11-11-0/22	10, 26, 20	HEBERT	17,584
23	11/22	@ EDMONTON	0-2 L	11-12-0/22	NONE	SHTALENKOV	9,052
24	11/24	CHICAGO	4-5 L (OT)	11-13-0/22	19, 26, 20, 20	HEBERT	17,174
25	11/29	WASHINGTON	2-2 T (OT)	11-13-1/23	8, 9*	SHTALENKOV	17,174
26	12/1	@ DETROIT	2-5 L	11-14-1/23	15, 8	SHTALENKOV	19,881
27	12/2	@ TORONTO	4-4 T (OT)	11-14-2/24	7, 9, 8, 9	SHTALENKOV	15,746
28	12/4	@ N.Y. RANGERS	1-5 L	11-15-2/24	26	SHTALENKOV	18,200
29	12/6	@ TAMPA BAY	1-2 L	11-16-2/24	7	HEBERT	17,260
30	12/7	@ FLORIDA	3-3 T (OT)	11-16-3/25	9*, 25, 25+	HEBERT	12,142
31	12/10	EDMONTON	1-3 L	11-17-3/25	26	SHTALENKOV	17,174
32	12/13	PITTSBURGH	6-3 W	12-17-3/27	25, 9, 12, 9, 14, 18S	SHTALENKOV	17,174
33	12/15	OTTAWA	4-2 W	13-17-3/29	9, 10, 2, 25*	SHTALENKOV	17,174
34	12/17	TORONTO	2-3 L (OT)	13-18-3/29	10, 32	SHTALENKOV	17,174
35	12/19	SAN JOSE	4-7 L	13-19-3/29	21, 16, 5, 2	HEBERT/SHTALENKOV	17,174
36	12/20	DETROIT	1-6 L	13-20-3/29	16	HEBERT	17,174
37	12/22	VANCOUVER	2-6 L	13-21-3/29	36, 9	SHTALENKOV	17,174
38	12/27	@ LOS ANGELES	1-7 L	13-22-3/29	3	SHTALENKOV/HEBERT	16,005
39	12/29	SAN JOSE	4-2 W	14-22-3/31	32, 19, 18, 18S	HEBERT	17,174
40	12/31	LOS ANGELES	2-2 T (OT)	14-22-4/32	17, 14	HEBERT	17,174
41	1/5	@ CALGARY	3-1 W	15-22-4/34	32, 24, 32	HEBERT	16,821
42	1/7	@ EDMONTON	1-3 L	15-23-4/34	25	HEBERT	9,456
43	1/9	@ PHILADELPHIA	2-2 T (OT)	15-23-5/35	24, 9	HEBERT	17,380
44	1/11	@ BOSTON	2-7 L	15-24-5/35	36, 10	HEBERT/SHTALENKOV	17,332
45	1/12	@ CHICAGO	0-3 L	15-25-5/35	NONE	HEBERT	21,555
46	1/14	@ WINNIPEG	6-4 W	16-25-5/37	12, 18, 9, 22, 14, 22S	HEBERT	10,661
47	1/17	CALGARY	1-4 L	16-26-5/37	12	HEBERT/SHTALENKOV	17,174
48	1/24	@ VANCOUVER	2-1 W (OT)	17-26-5/39	2, 32	HEBERT	16,825
49	1/27	@ LOS ANGELES	4-5 L	17-27-5/39	11, 9, 20, 22	HEBERT	15,629
50	1/31	COLORADO	2-1 W	18-27-5/41	17*, 9	HEBERT	17,174
51	2/2	HARTFORD	3-4 L	18-28-5/41	14, 20, 11	HEBERT	17,174
52	2/4	CHICAGO	1-4 L	18-29-5/41	9	HEBERT	17,174
53	2/7	TORONTO	1-2 L	18-30-5/41	9	SHTALENKOV	17,174
54	2/10	@ N.Y. ISLANDERS	3-4 L	18-31-5/41	8, 21, 3	SHTALENKOV	14,329
55	2/11	@ NEW JERSEY	4-2 W	19-31-5/43	36, 12, 9, 8S	HEBERT	17,690
56	2/14	@ EDMONTON	2-3 L	19-32-5/43	29, 46	HEBERT	10,342
57	2/15	@ VANCOUVER	3-5 L	19-33-5/43	4, 8, 8	HEBERT/SHTALENKOV	16,367
58	2/17	@ LOS ANGELES	2-1 W (OT)	20-33-5/45	4, 9	SHTALENKOV	16,005
59	2/21	BOSTON	4-3 W (OT)	21-33-5/47	9, 9, 32, 32	SHTALENKOV	17,174
60	2/23	@ CALGARY	2-3 L	21-34-5/47	11, 9	SHTALENKOV	17,516
61	2/25	SAN JOSE	4-3 W	22-34-5/49	8, 8, 8, 26	HEBERT	17,174
62	2/26	@ COLORADO	2-3 L	22-35-5/49	14*, 8	SHTALENKOV	16,061
63	2/28	MONTREAL	5-2 W	23-35-5/51	20, 9, 26, 2*, 9	SHTALENKOV	17,174
64	3/3	TAMPA BAY	2-2 T (OT)	23-35-6/52	9, 14+	SHTALENKOV	17,174
65	3/5	DALLAS	1-3 L	23-36-6/52	8	SHTALENKOV	17,174
66	3/8	BUFFALO	3-2 W (OT)	24-36-6/54	20, 2, 9	HEBERT	17,174
67	3/10	LOS ANGELES	3-2 W	25-36-6/56	14*, 9, 9	HEBERT	17,174
68	3/13	COLORADO	4-0 W	26-36-6/58	11, 11, 18, 20*	HEBERT	17,174
69	3/17	ST. LOUIS	5-1 W	27-36-6/60	8, 8, 2, 8, 21	HEBERT	17,174
70	3/19	@ WASHINGTON	2-1 W	28-36-6/62	11, 20	HEBERT	15,212
71	3/22	@ ST. LOUIS	6-1 W	29-36-6/64	9, 18, 18, 18, 9, 28	HEBERT	20,760
72	3/24	@ CHICAGO	2-2 T (OT)	29-36-7/65	14, 32+	HEBERT	21,633
73	3/25	@ DETROIT	1-5 L	29-37-7/65	93	HEBERT/SHTALENKOV	19,983
74	3/28	@ DALLAS	1-3 L	29-38-7/65	28	HEBERT	15,989
75	3/31	@ SAN JOSE	4-2 W	30-38-7/67	14, 8, 9, 11	HEBERT	17,190
76	4/3	EDMONTON	1-0 W	31-38-7/69	9	HEBERT	17,174
77	4/5	DETROIT	2-2 T (OT)	31-38-8/70	28, 9	HEBERT	17,174
78	4/7	@ SAN JOSE	5-3 W	32-38-8/72	28, 8, 9, 48, 11	HEBERT	17,190
79	4/8	VANCOUVER	2-0 W	33-38-8/74	20, 28	HEBERT	17,174
80	4/10	@ COLORADO	3-7 L	33-39-8/74	9*, 2, 9	HEBERT	16,061
81	4/12	DALLAS	5-3 W	34-39-8/76	28, 20, 8, 14, 8	HEBERT	17,174
82	4/14	WINNIPEG	5-2 W	35-39-8/78	28, 46, 22, 9, 9	HEBERT	17,174

GOAL KEY: UNDERLINE = POWER PLAY GOAL, * = SHORTHANDED GOAL, BOLD = GAME-WINNING GOAL, + = GAME-TYING GOAL, S = EMPTY NET GOAL, ^ = SELLOUT AT THE ARROWHEAD POND. WHEN TWO GOALTENDERS PLAY IN ONE GAME, ALL CAPS RECEIVED DECISION.

1994-95 MIGHTY DUCKS OF ANAHEIM



Front Row (sitting) L-R: Mikhail Shtalenkov, Head Coach Ron Wilson, Assistant General Manager Pierre Gauthier, President Tony Tavares, Governor Michael Eisner, Vice President/General Manager Jack Ferreira, Vice President of Hockey Operations Kevin Gilmore, Captain Randy Ladouceur, Guy Hebert. **Second Row L-R:** Trainer Blynn DeNino, Equipment Manager Mark O'Neill, Assistant Coach Al Sims, Tom Kurvers, Bobby Dallas, Alternate Captain Todd Ewen, Alternate Captain Bob Corkum, Jim Thomson, Assistant Coach Tim Army, Goaltending Coach Brian Hayward, Assistant Equipment Manager John Alloway. **Third Row L-R:** Mike Sillinger, David Karpa, Todd Krygier, Garry Valk, Robert Dirk, Steve Ruchin, Peter Douris, Shaun Van Allen, Joe Sacco, Stephan Lebeau. **Top Row L-R:** Don McSween, Milos Holan, Patrik Carnback, Steven King, Jason York, Oleg Tverdovsky, Paul Kariya, Denny Lambert, Valeri Karpov.

1994-95 SEASON:

Final Record: 16-27-5, 37 points (sixth, Pacific)...played a shortened schedule (48 games) due to NHL work stoppage...finished season strong, going 8-9-1 in last 18 games...stayed in the hunt for a playoff spot until the last week of the season, being eliminated with only two games remaining...improved play at home (11-9-4 record, which ranked fifth in the Western Conference for home record and 14th in the NHL); went 8-4-0 in last 12 home contests and 9-5-3 in their last 17 on home ice...15 players on final game lineup were not with the club on the last day of the previous season; five were acquired in trades since Feb. 2, 1995. In addition, only 10 players on the 1995 final game lineup were on the Ducks' inaugural game lineup on Oct. 8, 1993...13 players in final lineup were 25-years-old or younger; only three were 30+ years old (average age = 26.29 years)...11 rookies in the lineup, Anaheim led the NHL in rookie man-games for the season with 238. In 1995 Anaheim rookies combined to score 36-73=109 points (32.2% of 338 total points scored by

the team)...Ducks had a 13-5-2 record when scoring first goal of a game, including 10-3-2 at home...club went 7-4 (.636) in one-goal games, including 5-0 at home...team had 731 penalty minutes (15.2 avg.) - the lowest in the NHL...soldout all 24 games at the Arrowhead Pond, giving the club a string of 49-straight sellouts...Anaheim was the only team in the league to have three players on its NHL roster selected in the NHL Supplemental Draft (which no longer exists) - Todd Krygier (HFD), Steven King (NYR) & Steve Ruchin (ANA). All three were selected by Dir. of Player Personnel David McNab when he was with each respective team...the Ducks' record in California was 14-10-3 with 33 points (89.2% of the team's 1995 total). Record outside the state was 2-17-0...Anaheim went 15-6-3 (.688) in games that the team scored three-or-more goals, including going 10-2-1 (.808) when scoring four-or-more. Record when scoring less-than-three goals stood at 1-21-2 (.083).

1994-95 GAME-BY-GAME



GAME	DATE	OPPONENT	RESULT	RECORD/PTS.	DUCKS GOALS (BY #)	ANA. GOALTENDER(S)	ATTENDANCE
1	1/20	@ EDMONTON	1-2 L	0-1-0/0	19	HEBERT	14,967
2	1/21	@ WINNIPEG	4-3 W	1-1-0/2	14, 21, 9, 2*	SHTALENKOV	9,725
3	1/23	EDMONTON	5-4 W (OT)	2-1-0/4	9, 24, 24, 14, 16	HEBERT	^17,174
4	1/25	DALLAS	1-4 L	2-2-0/4	16	SHTALENKOV	^17,174
5	1/27	WINNIPEG	3-2 W	3-2-0/6	11, 27, 9	HEBERT	^17,174
6	1/31	@ ST. LOUIS	2-7 L	3-3-0/6	14, 27	HEBERT/SHTALENKOV	17,281
7	2/1	@ DALLAS	2-9 L	3-4-0/6	9*, 10*	SHTALENKOV/HEBERT	16,924
8	2/3	DETROIT	2-5 L	3-5-0/6	21, 16	HEBERT	^17,174
9	2/5	@ LOS ANGELES	3-2 W	4-5-0/8	8, 20, 24	SHTALENKOV	16,005
10	2/7	CHICAGO	0-3 L	4-6-0/8	NONE	SHTALENKOV	^17,174
11	2/9	@ CALGARY	1-5 L	4-7-0/8	15	HEBERT	17,883
12	2/12	@ EDMONTON	0-2 L	4-8-0/8	NONE	HEBERT	12,487
13	2/17	VANCOUVER	2-2 T (OT)	4-8-1/9	2, 4+	HEBERT	^17,174
14	2/18	@ SAN JOSE	6-3 W	5-8-1/11	47, 19, 25, 25, 16, 16S	SHTALENKOV/HEBERT	17,190
15	2/23	@ TORONTO	1-3 L	5-9-1/11	22	HEBERT	15,746
16	2/24	@ WINNIPEG	2-4 L	5-10-1/11	19, 47	SHTALENKOV	12,843
17	2/26	CALGARY	3-5 L	5-11-1/11	24, 22, 9	HEBERT	^17,174
18	3/1	CHICAGO	3-1 W	6-11-1/13	25, 47, 22	HEBERT	^17,174
19	3/3	@ DALLAS	0-4 L	6-12-1/13	NONE	HEBERT	16,924
20	3/5	@ CHICAGO	0-3 L	6-13-1/13	NONE	HEBERT	21,546
21	3/7	@ ST. LOUIS	3-6 L	6-14-1/13	20, 47, 10	SHTALENKOV/HEBERT	19,115
22	3/9	DETROIT	4-4 T (OT)	6-14-2/14	9, 25, 25, 9+	HEBERT	^17,174
23	3/11	@ VANCOUVER	3-5 L	6-15-2/14	18, 16, 9	HEBERT	14,414
24	3/15	@ CALGARY	5-0 W	7-15-2/16	9, 9, 20, 4, 20	HEBERT	18,321
25	3/17	TORONTO	3-3 T (OT)	7-15-3/17	47, 2, 19+	HEBERT	^17,174
26	3/19	ST. LOUIS	2-4 L	7-16-3/17	22, 2	HEBERT	^17,174
27	3/21	LOS ANGELES	3-3 T (OT)	7-16-4/18	11, 9, 22	SHTALENKOV	^17,174
28	3/23	@ SAN JOSE	6-3 W	8-16-4/20	11, 20, 47, 20, 2, 14	HEBERT	17,190
29	3/26	@ CHICAGO	2-5 L	8-17-4/20	14, 14	HEBERT/SHTALENKOV	21,351
30	3/28	@ DETROIT	4-6 L	8-18-4/20	21, 14, 9, 14	SHTALENKOV/HEBERT	19,875
31	3/30	WINNIPEG	3-1 W	9-18-4/22	20, 20, 18S	HEBERT	^17,174
32	3/31	@ VANCOUVER	1-6 L	9-19-4/22	5	HEBERT/SHTALENKOV	13,649
33	4/2	SAN JOSE	5-4 W	10-19-4/24	18, 21, 9, 10, 16	HEBERT	^17,174
34	4/5	EDMONTON	4-3 W (OT)	11-19-4/26	42, 29, 19, 47	SHTALENKOV	^17,174
35	4/7	DALLAS	0-2 L	11-20-4/26	NONE	HEBERT	^17,174
36	4/9	LOS ANGELES	5-1 W	12-20-4/28	7, 9, 14, 25, 25	HEBERT	^17,174
37	4/11	@ VANCOUVER	0-5 L	12-21-4/28	NONE	HEBERT	13,031
38	4/13	CALGARY	4-2 W	13-21-4/30	25, 19, 16, 14S	HEBERT	^17,174
39	4/15	VANCOUVER	1-3 L	13-22-4/30	47	HEBERT	^17,174
40	4/17	SAN JOSE	3-0 W	14-22-4/32	16, 2, 19S	HEBERT	^17,174
41	4/19	@ TORONTO	2-3 L	14-23-4/32	26, 16	HEBERT	15,746
42	4/21	@ DETROIT	5-6 L	14-24-4/32	15, 9, 26, 2, 21	HEBERT/SHTALENKOV	19,875
43	4/23	@ LOS ANGELES	2-2 T (OT)	14-24-5/33	22*, 21	HEBERT	16,005
44	4/24	CALGARY	2-1 W	15-24-5/35	25, 22	HEBERT	^17,174
45	4/26	SAN JOSE	2-5 L	15-25-5/35	9, 19	HEBERT	^17,174
46	4/30	@ LOS ANGELES	1-2 L	15-26-5/35	25	HEBERT/SHTALENKOV	16,005
47	5/1	ST. LOUIS	3-5 L	15-27-5/35	11, 9, 25	SHTALENKOV	^17,174
48	5/3	TORONTO	6-1 W	16-27-5/37	20, 7, 29, 22, 19, 9	SHTALENKOV	^17,174

GOAL KEY: UNDERLINE = POWER PLAY GOAL, * = SHORTHANDED GOAL, BOLD = GAME-WINNING GOAL, + = GAME-TYING GOAL, S = EMPTY NET GOAL, ^ = SELLOUT AT THE ARROWHEAD POND.
WHEN TWO GOALTENDERS PLAY IN ONE GAME, ALL CAPS RECEIVED DECISION.

NOTE - BOB CORKUM CHANGED FROM #20 TO #19, STEVE RUCCHIN CHANGED FROM #15 TO #20, AND DAVID KARPA WAS ASSIGNED #15 BEGINNING ON 3/9/95. BEFORE 3/9/95, #19 WAS WORN BY ANATOLI SEMENOV.

1993-94 MIGHTY DUCKS OF ANAHEIM



Front Row (sitting) L-R: Mikhail Shtalenkov, Alternate Captain Randy Ladouceur, Head Coach Ron Wilson, Assistant General Manager Pierre Gauthier, President Tony Tavares, Governor Michael Eisner, Vice President/General Manager Jack Ferreira, Director of Hockey Operations Kevin Gilmore, Captain Troy Loney, Guy Hebert. **Second Row L-R:** Trainer Blynn DeNiro, Equipment Manager Mark O'Neill, Assistant Coach Al Sims, Terry Yake, Bobby Dollas, Alternate Captain Stu Grimson, Alternate Captain Todd Ewen, Stephan Lebeau, Assistant Coach Tim Army, Goaltending Coach Brian Hayward, Assistant Equipment Manager John Allaway. **Third Row L-R:** Bob Corkum, Peter Douris, Joe Sacco, David Williams, Bill Houlder, Anatoli Semenov, Jim Thomson, Shaun Van Allen, Tim Sweeney, Don McSween. **Top Row L-R:** Scott McKay, Sean Hill, Scott Chartier, Maxim Bets, Steven King, Garry Valk, Mark Ferner, Patrik Camback, John Lilley.

1993-94: THE INAUGURAL SEASON

Final Record: 33-46-5, 71 points (fourth, Pacific) ...set an NHL first-year team record with 33 wins, tying Florida for most wins in a season...had 19 road wins - the most-ever by a first-year club in the NHL...had three separate road winning streaks of three games or more, including a four-game sweep of a Western Canada swing in late November...71 points were the fourth-highest point total ever for a first-year NHL club...home attendance averaged 16,989 (98.9% of capacity) with 27 sell-outs, including the last 25 games of the year...won seven season-series, including four sweeps (Hartford 2-0, Philadelphia 2-0, N.Y. Rangers 2-0, Winnipeg 4-0)...team was 10-4-1 in Canada, including an eight game unbeaten streak (8-0-1)...15 players set new individual career-highs for points in an NHL season and 20 set new career-highs in games played...Anaheim's team 2.97

GAA and .907 save percentage made the Mighty Ducks one of only eight teams in the league to have a GAA under 3.00 and a save percentage over .900...21 of 46 losses were decided by one goal (45.7%)...43-of-71 points were earned away from the Arrowhead Pond (60.6%)...team's record was 19-15-3 outside of the state of California...team had a 5-5-1 record when scoring two-or-more power play goals in a game, including a 2-0-0 record when scoring three...penalty killing ranked sixth overall in the league at 82.7%...Anaheim had a 6-2-1 record in games that they scored a shorthanded goal...the Mighty Ducks were one of three teams not to be called for an instigation penalty (Florida & Quebec being the others)...Anaheim held a 19-3-1 record (.848) when scoring four-or-more goals in a game.

1993-94 GAME-BY-GAME



GAME	DATE	OPPONENT	RESULT	RECORD/PTS.	DUCKS GOALS (BY #)	ANA. GOALTENDER(S)	ATTENDANCE
1	10/8	DETROIT	2-7 L	0-1-0/0	6, 24	HEBERT	17,320
2	10/10	NY ISLANDERS	3-4 L (OT)	0-2-0/0	19, 25, 20	TUGNUTT	15,386
3	10/13	EDMONTON	4-3 W	1-2-0/2	24, 17, 14, 23	TUGNUTT	15,570
4	10/15	BOSTON	1-1 T (OT)	1-2-1/3	14	TUGNUTT	16,850
5	10/17	CALGARY	2-2 T (OT)	1-2-2/4	36, 21	HEBERT	16,527
6	10/19	@ NY RANGERS	4-2 W	2-2-2/6	24, 25, 25, 25	HEBERT	17,643
7	10/20	@ NEW JERSEY	0-4 L	2-3-2/6	NONE	TUGNUTT	14,009
8	10/23	@ MONTREAL	1-4 L	2-4-2/6	18	HEBERT	16,861
9	10/25	@ OTTAWA	1-4 L	2-5-2/6	20	TUGNUTT	10,206
10	10/28	@ SAN JOSE	3-4 L	2-6-2/6	2, 8, 20	HEBERT	16,183
11	10/29	WASHINGTON	2-5 L	2-7-2/6	20, 2	TUGNUTT	16,436
12	10/31	SAN JOSE	1-2 L (OT)	2-8-2/6	18	HEBERT	16,014
13	11/3	DALLAS	5-4 W	3-8-2/8	19, 23, 3, 18, 19	TUGNUTT/HEBERT	16,186
14	11/5	NEW JERSEY	3-6 L	3-9-2/8	8, 19, 20	TUGNUTT/HEBERT	16,666
15	11/7	PITTSBURGH	4-5 L	3-10-2/8	6, 25, 19, 21	HEBERT	17,083
16	11/9	DALLAS (AT PHX)	4-2 W	4-10-2/10	36, 18, 24, 205	HEBERT	8,143
17	11/11	@ CALGARY	4-5 L	4-11-2/10	16, 20, 16, 7	HEBERT	19,811
18	11/14	@ VANCOUVER	2-3 L	4-12-2/10	23, 25	SHTALENKOV	13,710
19	11/17	TORONTO	3-4 L	4-13-2/10	8, 19, 25	SHTALENKOV/HEBERT	17,083
20	11/19	@ VANCOUVER	6-3 W	5-13-2/12	36, 19, 29, 16, 18, 14	TUGNUTT	15,550
21	11/21	@ EDMONTON	4-2 W	6-13-2/14	36, 22, 6, 2	TUGNUTT	12,348
22	11/22	@ CALGARY	2-1 W	7-13-2/16	19, 7	HEBERT	18,222
23	11/24	@ WINNIPEG	2-1 W	8-13-2/18	23, 23	TUGNUTT	12,147
24	11/26	SAN JOSE	3-4 L	8-14-2/18	17, 21, 21	TUGNUTT	17,199
25	11/27	@ SAN JOSE	0-1 L	8-15-2/18	NONE	HEBERT	17,190
26	12/1	WINNIPEG	5-2 W	9-15-2/20	14, 36, 19, 17, 25	HEBERT	17,003
27	12/2	@ LOS ANGELES	2-3 L	9-16-2/20	16, 22	HEBERT	16,005
28	12/5	TAMPA BAY	2-4 L	9-17-2/20	36, 17	HEBERT	16,480
29	12/7	FLORIDA	2-3 L	9-18-2/20	8, 17	HEBERT	16,474
30	12/12	ST. LOUIS	2-1 W (OT)	10-18-2/22	7, 10	HEBERT	17,017
31	12/14	@ DETROIT	2-5 L	10-19-2/22	25, 25	TUGNUTT	19,687
32	12/15	@ TORONTO	1-0 W	11-19-2/24	8*	HEBERT	15,728
33	12/17	@ DALLAS	3-2 W	12-19-2/26	10, 10, 17	HEBERT	16,801
34	12/19	@ CHICAGO	0-2 L	12-20-2/26	NONE	TUGNUTT	18,472
35	12/20	@ WINNIPEG	7-5 W	13-20-2/28	25, 17, 23, 20, 36, 25, 16	HEBERT	14,033
36	12/22	DALLAS	2-3 L (OT)	13-21-2/28	10, 3	HEBERT	17,232
37	12/26	LOS ANGELES	2-3 L	13-22-2/28	25, 20	HEBERT	17,296
38	12/28	@ NY ISLANDERS	3-0 W	14-22-2/30	10, 4, 2	TUGNUTT	16,297
39	12/30	@ WASHINGTON	0-3 L	14-23-2/30	NONE	TUGNUTT	17,616
40	1/1	@ FLORIDA	2-4 L	14-24-2/30	25, 20	HEBERT	14,669
41	1/2	@ T. BAY (ORL.)	4-1 W	15-24-2/32	4, 18*, 25, 165	TUGNUTT	10,871
42	1/6	@ CHICAGO	6-2 W	16-24-2/34	20, 8, 18, 20*, 23, 6	TUGNUTT	17,460
43	1/8	@ ST. LOUIS	5-3 W	17-24-2/36	24, 16, 23, 23, 16	HEBERT	18,143
44	1/10	DETROIT	4-6 L	17-25-2/36	21, 23, 2, 4	TUGNUTT	17,196
45	1/12	SAN JOSE	2-5 L	17-26-2/36	23, 16	HEBERT/TUGNUTT	17,176
46	1/14	HARTFORD	6-3 W	18-26-2/38	21, 20*, 8, 21, 8, 185	HEBERT	17,204
47	1/16	VANCOUVER	3-4 L	18-27-2/38	20, 24, 14	TUGNUTT/HEBERT	17,203
48	1/18	@ TORONTO	3-3 T (OT)	18-27-3/39	18, 24, 24	HEBERT	15,728
49	1/19	@ DETROIT	4-4 T (OT)	18-27-4/40	18, 36, 17, 20+	HEBERT	19,875
50	1/24	ST. LOUIS	2-3 L (OT)	18-28-4/40	24, 8	HEBERT	17,178
51	1/26	WINNIPEG	3-1 W	19-28-4/42	19, 39, 22	HEBERT	17,190
52	1/28	N.Y. RANGERS	3-2 W	20-28-4/44	20, 8, 2	HEBERT	17,250
53	1/29	@ LOS ANGELES	1-5 L	20-29-4/44	21	HEBERT/TUGNUTT	16,005
54	2/2	CALGARY	2-4 L	20-30-4/44	14, 25	TUGNUTT	17,214
55	2/4	VANCOUVER	3-0 W	21-30-4/46	22*, 19, 20	HEBERT	17,229
56	2/6	CHICAGO	2-3 L	21-31-4/46	14, 24	HEBERT	17,265
57	2/11	LOS ANGELES	3-5 L	21-32-4/46	22, 20, 2	HEBERT	17,345
58	2/13	@ EDMONTON	6-3 W	22-32-4/48	24, 14, 25, 14, 25, 18	TUGNUTT	13,453
59	2/16	PHILADELPHIA	6-3 W	23-32-4/50	22, 20, 7, 14, 14, 24	HEBERT	17,268
60	2/18	QUEBEC	0-1 L	23-33-4/50	NONE	TUGNUTT	17,263
61	2/20	@ ST. LOUIS	1-4 L	23-34-4/50	25	HEBERT	18,150
62	2/23	@ BUFFALO	2-3 L	23-35-4/50	25, 39	HEBERT	15,651
63	2/24	@ PITTSBURGH	2-2 T (OT)	23-35-5/51	8, 14+*	SHTALENKOV	17,168
64	2/26	@ QUEBEC	6-3 W	24-35-5/53	2, 47, 3, 18, 23, 14	HEBERT	15,032
65	3/2	MONTREAL	2-5 L	24-36-5/53	16, 21	HEBERT	17,248
66	3/4	EDMONTON	4-1 W	25-36-5/55	2, 8, 4, 14	HEBERT	17,278
67	3/6	@ SAN JOSE	0-6 L	25-37-5/55	NONE	HEBERT/SHTALENKOV	17,190
68	3/8	@ CHICAGO (@ PHX)	0-3 L	25-38-5/55	NONE	SHTALENKOV	13,847
69	3/9	BUFFALO	0-3 L	25-39-5/55	NONE	HEBERT	17,256
70	3/11	CHICAGO	2-3 L	25-40-5/55	20*, 20	HEBERT	17,265
71	3/13	OTTAWA	5-1 W	26-40-5/57	24, 36, 6, 18, 20	SHTALENKOV	17,225
72	3/16	LOS ANGELES	5-2 W	27-40-5/59	14, 4, 47, 8, 8	SHTALENKOV	17,325
73	3/22	@ DALLAS	3-4 L	27-41-5/59	23, 32, 21	SHTALENKOV	16,914
74	3/24	@ BOSTON	3-5 L	27-42-5/59	47, 25, 6*	HEBERT	14,448
75	3/26	@ HARTFORD	3-2 W	28-42-5/61	22*, 22, 36	HEBERT	15,635
76	3/27	@ PHILADELPHIA	3-2 W (OT)	29-42-5/63	16, 18, 18	HEBERT	17,380
77	3/30	@ LOS ANGELES	5-2 W	30-42-5/65	23, 47, 39, 16, 145	HEBERT	16,005
78	3/31	EDMONTON	2-3 L (OT)	30-43-5/65	47, 14	HEBERT	17,293
79	4/2	TORONTO	3-1 W	31-43-5/67	14, 48, 47	HEBERT	17,281
80	4/6	@ CALGARY	2-4 L	31-44-5/67	18, 18	HEBERT	20,230
81	4/8	@ EDMONTON	3-1 W	32-44-5/69	21, 18, 8	HEBERT	15,701
82	4/9	@ VANCOUVER	3-1 W	33-44-5/71	8, 21, 145	SHTALENKOV	16,150
83	4/11	CALGARY	0-3 L	33-45-5/71	NONE	SHTALENKOV	17,291
84	4/13	VANCOUVER	1-2 L	33-46-5/71	4	HEBERT	17,295

GOAL KEY: UNDERLINE = POWER PLAY GOAL; * = SHORTHANDED GOAL; BOLD = GAME-WINNING GOAL; + = GAME-TYING GOAL; \$ = EMPTY NET GOAL. WHEN TWO GOALTENDERS PLAY IN ONE GAME, ALL CAPS RECEIVED DECISION. ^ = SELLOUT AT THE ARROWHEAD POND.

YEAR-BY-YEAR FINAL STATISTICS

2012-13 FINAL STATISTICS

POS	NO.	PLAYER	GP	TOI	G	A	P	+/-	PIM	PP	SH	GW	S	%
C	15	RYAN GETZLAF	44	20:11	15	34	49	+14	41	4	3	3	99	15.2
R	10	COREY PERRY	44	19:04	15	21	36	+10	72	5	0	5	128	11.7
L	9	BOBBY RYAN	46	16:35	11	19	30	+3	17	2	0	1	101	10.9
C	11	SAKU KOIVU	47	17:36	8	19	27	+4	18	4	0	0	55	14.5
R	8	TEEMU SELANNE	46	15:41	12	12	24	-10	28	3	0	1	96	12.5
D	23	FRANCOIS BEAUCHEMIN	48	23:27	6	18	24	+19	22	1	0	0	74	8.1
C	7	ANDREW COGLIANO	48	15:22	13	10	23	+14	6	0	2	1	79	16.5
R	51	KYLE PALMIERI	42	12:19	10	11	21	+2	9	2	0	5	92	10.9
C	34	DANIEL WINNIK	48	16:49	6	13	19	+13	16	0	0	1	95	6.3
D	44	SHELDON SOURAY	44	20:55	7	10	17	+19	52	2	0	3	80	8.8
L	39	MATT BELESKEY	42	12:00	8	5	13	+2	56	2	0	1	61	13.1
C	13	NICK BONINO	27	15:53	5	8	13	-3	8	1	0	0	37	13.5
D	4	CAM FOWLER	37	20:26	1	10	11	-4	4	1	0	0	50	2.0
R	65	*EMERSON ETEM	38	11:27	3	7	10	+7	9	0	0	0	48	6.3
D	6	*BEN LOVEJOY	32	18:13	0	10	10	+6	29	0	0	0	51	0.0
D	5	LUCA SBISA	41	19:50	1	7	8	0	23	0	0	1	39	2.6
D	55	BRYAN ALLEN	41	18:44	0	6	6	+1	34	0	0	0	25	0.0
D	32	TONI LYDMAN	35	19:23	0	6	6	-1	12	0	0	0	28	0.0
C	20	*DAVID STECKEL	21	10:37	1	5	6	+2	0	0	0	0	19	5.3
C	74	*PETER HOLLAND	21	11:35	3	2	5	+4	4	1	0	0	26	11.5
R	18	RADEK DVORAK	9	13:08	4	0	4	+2	2	0	0	1	17	23.5
L	62	*PATRICK MAROON	13	9:47	2	1	3	-1	10	0	0	0	21	9.5
D	45	*SAMI VATANEN	8	15:49	2	0	2	+3	0	1	0	0	6	33.3
R	25	BRAD STAUBITZ	15	6:12	1	1	2	0	41	0	0	1	5	20.0
C	64	BRANDON MCMILLAN	6	8:44	0	1	1	-1	2	0	0	0	2	0.0
C	19	*MATTHEW LOMBARDI	7	13:25	0	0	0	-2	4	0	0	0	5	0.0
R	77	DEVANTE SMITH-PELLEY	7	8:59	0	0	0	-4	0	0	0	0	5	0.0
R	67	*RICKARD RAKELL	4	8:57	0	0	0	-2	0	0	0	0	3	0.0
D	40	JORDAN HENDRY	2	17:34	0	0	0	0	0	0	0	0	0	0.0

NO.	PLAYER	GP	MIN	GAA	W	L	OT	SO	GA	SA	SV%	G	A	PIM
1	JONAS HILLER	26	1498	2.36	15	6	4	1	59	675	.913	0	1	2
31	VIKTOR FASTH	25	1428	2.18	15	6	2	4	52	661	.921	0	0	0
ANA GOALTENDING TOTALS		48	2936	2.35	30	12	6	5	115	1340	.914	0	1	2

* Rookie

^ Acquired Midseason

2011-12 FINAL STATISTICS

POS	NO.	PLAYER	GP	TOI	G	A	P	+/-	PIM	PP	SH	GW	S	%
R	8	TEEMU SELANNE	82	17:52	26	40	66	-1	50	12	0	4	210	12.4
R	10	COREY PERRY	80	21:22	37	23	60	-7	127	14	1	6	277	13.4
L	9	BOBBY RYAN	82	18:21	31	26	57	+1	53	3	2	3	204	15.2
C	15	RYAN GETZLAF	82	21:35	11	46	57	-11	75	4	0	4	185	5.9
C	11	SAKU KOIVU	74	18:07	11	27	38	+7	50	0	0	1	107	10.3
D	4	CAM FOWLER	82	23:15	5	24	29	-28	18	2	0	0	123	4.1
D	17	LUBOMIR VISNOVSKY	68	20:47	6	21	27	+7	47	1	0	1	112	5.4
C	7	ANDREW COGLIANO	82	14:42	13	13	26	-4	15	2	0	2	115	11.3
D	5	LUCA SBISA	80	17:55	5	19	24	-5	66	0	0	0	88	5.7
D	23	FRANCOIS BEAUCHEMIN	82	25:33	8	14	22	-14	48	3	0	1	139	5.8
L	12	*NIKLAS HAGMAN	63	14:37	8	11	19	-10	12	1	0	1	111	7.2
C	63	NICK BONINO	50	12:28	5	13	18	+1	8	0	0	0	63	7.9
L	39	MATT BELESKEY	70	10:15	4	11	15	-2	72	0	0	0	75	5.3
D	21	SHELDON BROOKBANK	80	15:36	3	11	14	+11	72	0	0	1	49	6.1
R	77	*DEVANTE SMITH-PELLEY	49	12:02	7	6	13	-7	16	1	1	1	66	10.6
D	32	TONI LYDMAN	74	18:54	0	13	13	0	46	0	0	0	46	0.0
L	33	JASON BLAKE	45	14:08	7	5	12	-4	6	2	0	3	109	6.4
R	51	*KYLE PALMIERI	18	11:31	4	3	7	+3	6	0	0	0	34	11.8
R	41	*ANDREW GORDON	37	10:51	2	3	5	-10	6	0	0	0	38	5.3
R	16	GEORGE PARROS	46	6:22	1	3	4	+1	85	0	0	0	17	5.9
C	49	*MAXIME MACENAUER	29	10:48	1	3	4	-4	18	0	0	1	14	7.1
C	64	BRANDON MCMILLAN	25	11:12	0	4	4	-10	20	0	0	0	26	0.0
C	14	*ROD PELLEY	45	8:00	2	1	3	-3	9	0	0	0	41	4.9
D	34	NATE GUENIN	15	11:09	2	0	2	+6	6	0	0	1	5	40.0
C	74	*PETER HOLLAND	4	7:42	1	0	1	0	2	0	0	1	1	100.0
L	19	JEAN-FRANCOIS JACQUES	6	6:37	0	0	0	+2	12	0	0	0	7	0.0
C	18	MARK BELL	5	6:26	5	0	0	0	5	0	0	0	0	0.0
L	62	*PATRICK MAROON	2	12:32	0	0	0	0	2	0	0	0	1	0.0
D	73	*MAT CLARK	2	11:01	0	0	0	-2	0	0	0	0	2	0.0
C	58	*RYAN O'MARRA	2	8:09	0	0	0	-1	0	0	0	0	4	0.0

NO.	PLAYER	GP	MIN	GAA	W	L	OT	SO	GA	SA	SV%	G	A	PIM
1	JONAS HILLER	73	4253	2.57	29	30	12	4	182	2021	.910	0	1	0
38	DAN ELLIS	10	419	2.72	1	5	0	0	19	214	.911	0	1	0

YEAR-BY-YEAR FINAL STATISTICS

20
1993 2013

34	JEFF DESLAURIERS	4	241	2.74	3	1	0	0	11	113	.903	0	0	0
31	*HIRO TARKKI	1	41	4.39	1	0	0	0	3	10	.700	0	0	0
ANA GOALTENDING TOTALS		82	4987	2.70	34	36	12	4	224	2367	.905			

* Rookie

^ Acquired Midseason

2010-11 FINAL STATISTICS

POS	NO.	PLAYER	GP	TOI	G	A	P	+/-	PIM	PP	SH	GW	S	%
R	10	COREY PERRY	82	22:18	50	48	98	+9	104	14	4	11	290	17.2
R	8	TEEMU SELANNE	73	17:56	31	49	80	+6	49	16	0	5	213	14.6
C	15	RYAN GETZLAF	67	21:51	19	57	76	+14	35	7	0	4	117	16.2
R	9	BOBBY RYAN	82	20:10	34	5	37	71	+15	5	1	5	270	12.6
D	17	LUBOMIR VISNOVSKY	81	24:17	18	50	68	+18	24	5	0	4	152	11.8
C	11	SAKU KOIVU	75	19:08	15	30	45	-8	36	4	0	3	104	14.4
D	4	*CAM FOWLER	76	22:07	10	30	40	-25	20	6	0	3	123	8.1
LW	33	JASON BLAKE	76	14:45	16	16	32	-5	41	3	0	3	187	8.6
D	32	TONI LYDMAN	78	22:10	3	22	25	+32	42	0	0	0	99	3.0
C	64	*BRANDON MCMILLAN	60	14:04	11	10	21	-5	18	2	2	2	77	14.3
RW	14	JOFFREY LUPUL	26	13:13	5	8	13	-4	14	2	0	1	54	9.3
RW	42	DAN SEXTON	47	11:35	4	9	13	-6	4	1	0	0	78	5.1
D	5	LUCA SBISA	68	16:47	2	9	11	-11	43	1	0	0	76	2.6
L	39	MATT BELESKEY	35	12:58	3	7	10	-10	36	0	0	0	58	5.2
C	22	TODD MARCHANT	79	13:17	1	7	8	-18	26	0	0	0	63	1.6
D	3	ANDREAS LILJA	52	17:25	1	6	7	-15	28	0	0	0	31	3.2
D	23	*FRANCOIS BEACHEMIN	27	21:42	3	2	5	-4	16	1	0	0	30	10.0
R	16	GEORGE PARROS	78	6:24	3	1	4	-4	171	0	0	1	33	9.1
D	25	ANDY SUTTON	39	14:45	0	4	4	+1	87	0	0	0	31	0.0
C	20	RYAN CARTER	18	10:44	1	2	3	-4	22	0	0	0	23	4.3
C	14	*MAXIM LAPIERRE	21	11:34	0	3	3	-6	9	0	0	0	28	0.0
L	37	*JARKKO RUUTU	23	8:58	1	1	2	0	0	0	0	0	20	5.0
D	26	DANNY SYVRET	6	16:26	1	1	2	-3	4	0	0	0	8	12.5
L	19	*BRAD WINCHESTER	19	10:28	1	1	2	-9	28	0	0	0	23	4.3
D	23	PAUL MARA	33	20:10	1	1	2	-1	40	0	0	1	34	2.9
C	28	KYLE CHIPCHURA	40	7:59	0	2	2	+1	32	0	0	0	23	0.0
RW	51	*KYLE PALMIERI	10	8:41	1	0	1	-1	0	0	0	0	10	10.0
D	60	BRENDAN MIKKELSON	5	19:24	0	1	1	+1	7	0	0	0	4	0.0
R	50	TROY BODIE	9	9:43	0	1	1	-3	7	0	0	0	5	0.0
D	53	BRETT FESTERLING	1	14:53	1	0	0	-2	0	0	0	0	0	0.0
C	63	*NICK BONINO	26	9:48	0	0	0	-3	0	0	0	0	23	0.0
D	21	SHELDON BROOKBANK	40	13:19	0	0	0	-8	63	0	0	0	29	0.0
L	34	AARON VOROS	12	5:32	0	0	0	-4	43	0	0	0	8	0.0
L	12	JOSH GREEN	12	10:00	0	0	0	-3	6	0	0	0	10	0.0

NO.	PLAYER	GP	MIN	GAA	W	L	OT	SO	GA	SA	SV%	G	A	PIM
1	JONAS HILLER	49	2672	2.56	26	16	3	5	114	1493	.924	0	1	0
29	RAY EMERY	10	527	2.28	7	2	0	0	20	272	.926	0	0	0
38	*DAN ELLIS	13	729	2.39	8	3	1	0	29	348	.917	0	0	0
31	CURTIS MCELHINNEY	12	996	3.43	6	9	1	2	57	516	.890	0	1	0
30	TIMO PIELMEIER	1	40	7.50	0	0	0	0	5	12	.583	0	0	0

ANA GOALTENDING TOTALS

* Rookie

^ Acquired Midseason

2009-10 FINAL STATISTICS

POS	NO.	PLAYER	GP	TOI	G	A	P	+/-	PIM	PP	SH	GW	S	%
R	10	COREY PERRY	82	21:03	27	49	76	0	111	6	1	2	270	10.0
C	15	RYAN GETZLAF	66	21:40	19	50	69	+4	79	8	0	5	149	12.8
R	9	BOBBY RYAN	81	18:29	35	29	64	+9	81	11	0	3	258	13.6
C	11	SAKU KOIVU	71	18:34	19	33	52	+14	36	5	1	6	124	15.3
R	8	TEEMU SELANNE	54	17:19	27	21	48	+3	16	14	0	5	173	15.6
D	27	SCOTT NIEDERMAYER	80	26:30	10	38	48	-9	38	5	0	2	168	6.0
D	34	JAMES WISNIEWSKI	69	24:20	3	27	30	-5	56	2	0	0	146	2.1
D	19	RYAN WHITNEY	62	24:33	4	24	28	-6	48	3	0	0	107	3.7
C	22	TODD MARCHANT	78	15:48	9	13	22	-16	32	0	3	1	83	10.8
RW	42	*DAN SEXTON	41	13:29	9	10	19	-3	16	2	0	0	93	9.7
L	39	*MATT BELESKEY	60	13:59	11	7	18	-10	35	0	0	3	123	8.9
D	7	STEVE EMINGER	63	19:28	4	12	16	+1	30	0	0	1	45	8.9
LW	33	*JASON BLAKE	26	16:02	6	9	15	-6	10	4	0	0	69	8.7
RW	14	JOFFREY LUPUL	23	15:57	10	4	14	+3	18	0	0	0	66	15.2
D	17	*LUBOMIR VISNOVSKY	16	25:59	5	8	13	-6	4	1	0	1	53	9.4
C	28	*KYLE CHIPCHURA	55	12:28	6	6	12	-2	56	0	1	1	43	14.0
C	17	PETTERI NOKELAINEN	50	12:55	4	7	11	-7	21	0	0	0	70	5.7
C	20	RYAN CARTER	38	9:51	4	5	9	0	31	0	0	1	38	10.5
RW	24	EVGENY ARTYUKHIN	37	9:04	4	5	9	0	41	0	0	0	21	19.0
D	21	SHELDON BROOKBANK	66	14:57	0	9	9	+10	114	0	0	0	60	0.0
R	13	MIKE BROWN	75	8:21	6	1	7	+1	106	0	1	2	82	7.3

YEAR-BY-YEAR FINAL STATISTICS

R	50	*TROY BODIE	44	11:14	5	2	7	-8	80	0	1	1	58	16.6
D	4	NICK BOYNTON	42	16:45	1	6	7	+1	59	1	0	0	39	2.6
R	16	GEORGE PARROS	57	6:00	4	0	4	+4	136	0	0	0	25	16.0
D	53	BRETT FESTERLING	42	12:30	0	3	3	+1	15	0	0	0	25	0.0
C	63	*NICK BONINO	9	14:13	1	1	2	0	6	1	0	0	14	7.1
D	60	BRENDAN MIKKELSON	28	14:59	0	2	2	-5	14	0	0	0	21	0.0
D	4	*AARON WARD	17	14:26	0	2	2	+2	8	0	0	0	9	0.0
LW	32	KYLE CALDER	14	14:07	0	2	2	-7	8	0	0	0	20	0.0
D	41	*NATHAN OYSTRICK	3	10:34	0	0	0	-1	2	0	0	0	1	0.0
C	48	ANDREW EBBETT	2	12:54	0	0	0	-1	0	0	0	0	1	0.0
C	26	ERIK CHRISTENSEN	9	11:26	0	0	0	-3	2	0	0	0	9	0.0
D	5	LUCA SBISA	8	12:37	0	0	0	-1	6	0	0	0	3	0.0
C	67	*MACGREGOR SHARP	8	4:09	0	0	0	0	0	0	0	0	6	0.0

NO.	PLAYER	GP	MIN	GAA	W	L	OT	SO	GA	SA	SV%	G	A	PIM
1	JONAS HILLER	59	3338	2.73	30	23	4	2	152	1860	.918	0	2	0
31	*CURTIS MCELHINNEY	10	521	2.76	5	1	2	0	24	288	.917	0	0	0
35	JEAN-SEBASTIEN GIGUERE	20	1108	3.14	4	8	5	1	58	580	.900	0	0	2

* Rookie

^ Acquired Midseason

2008-09 FINAL STATISTICS

POS	NO.	PLAYER	GP	TOI	G	A	PTS	+/-	PIM	PP	SH	GW	S	PCTG
C	15	RYAN GETZLAF	81	20:07	25	66	91	5	121	9	0	2	227	11.0
R	10	COREY PERRY	78	18:36	32	40	72	10	109	10	0	8	283	11.3
D	27	SCOTT NIEDERMAYER	82	26:55	14	45	59	-8	70	9	0	2	178	7.9
R	9	*BOBBY RYAN	64	15:26	31	26	57	13	33	12	0	3	174	17.8
R	8	TEEMU SELANNE	65	16:29	27	27	54	-3	36	16	0	5	186	14.5
D	25	CHRIS PRONGER	82	26:56	11	37	48	0	88	4	0	2	196	5.6
C	48	*ANDREW EBBETT	48	13:52	8	24	32	8	24	6	0	0	100	8.0
C	26	*ERIK CHRISTENSEN	64	13:38	7	21	28	-9	20	2	0	0	122	5.7
D	34	*JAMES WISNIEWSKI	48	19:51	3	21	24	9	30	1	0	0	89	3.4
D	19	*RYAN WHITNEY	48	23:51	2	21	23	-14	28	1	0	0	71	2.8
C	44	ROB NIEDERMAYER	79	15:34	14	7	21	-17	42	1	1	2	88	15.9
C	22	TODD MARCHANT	72	14:31	5	13	18	-2	34	0	2	0	101	5.0
R	16	GEORGE PARROS	74	6:15	5	5	10	8	135	0	0	0	47	10.6
L	18	DREW MILLER	27	12:59	4	6	10	0	17	0	0	0	45	8.9
C	17	*PETTERI NOKELAINEN	50	11:15	4	5	9	2	16	0	1	0	56	7.1
C	20	RYAN CARTER	48	9:05	3	6	9	3	52	0	0	1	40	7.5
D	3	BRET HEDICAN	51	16:18	1	5	6	-7	36	0	0	0	40	2.5
D	23	FRANCOIS BEAUCHEMIN	20	24:54	4	1	5	-3	12	0	0	2	45	8.9
D	53	*BRETT FESTERLING	40	16:40	0	5	5	5	18	0	0	0	15	0.0
R	13	*MIKE BROWN	48	8:08	2	2	4	-7	145	0	0	2	44	4.5
D	21	*SHELDON BROOKBANK	44	12:07	1	3	4	4	76	0	0	0	30	3.3
D	60	*BRENDAN MIKKELSON	34	13:56	0	2	2	0	17	0	0	0	19	0.0
D	55	*BRIAN SALCIDO	2	12:17	0	1	1	2	0	0	0	0	1	0.0
L	64	*MATT BELESKEY	2	11:09	0	0	0	0	0	0	0	0	0	0.0
R	50	*TROY BODIE	4	8:08	0	0	0	0	0	0	0	0	5	0.0

NO.	GOALTENDER	GPI	MIN	AVG	W	L	OT	EN	SO	GA	SA	SV%	G	A	PIM
1	JONAS HILLER	46	2486	2.39	23	15	1	6	4	99	1217	.919	0	0	0
35	J.S. GIGUERE	46	2458	3.10	19	18	6	3	2	127	1274	.900	0	0	4

ANA GOALTENDING TOTALS

* Rookie

^ Acquired Midseason

2007-08 FINAL STATISTICS

POS	NO.	PLAYER	GP	TOI	G	A	PTS	+/-	PIM	PP	SH	GW	S	PCTG
C	15	RYAN GETZLAF	77	19:38	24	58	82	32	94	4	1	2	185	13.0
R	10	COREY PERRY	70	17:57	29	25	54	12	108	11	0	4	200	14.5
L	14	CHRIS KUNITZ	82	16:54	21	29	50	8	80	7	1	6	196	10.7
D	25	CHRIS PRONGER	72	26:00	12	31	43	1	128	8	0	4	182	6.6
R	4	TODD BERTUZZI	68	16:27	14	26	40	8	97	4	0	2	121	11.6
D	11	MATHIEU SCHNEIDER	65	22:17	12	27	39	22	50	5	0	2	139	8.6
C	39	*DOUG WRIGHT	67	14:36	10	15	25	4	32	2	0	1	96	10.4
D	27	SCOTT NIEDERMAYER	48	23:54	8	17	25	2	16	7	0	3	87	9.2
R	8	TEEMU SELANNE	26	18:07	12	11	23	5	8	7	0	2	87	13.8
D	23	FRANCOIS BEAUCHEMIN	82	25:31	2	19	21	9	59	0	0	2	144	1.4
D	7	*MARC-ANDRE BERGERON	55	17:23	9	10	19	16	20	8	0	1	108	8.3
D	40	KENT HUSKINS	76	16:04	4	15	19	23	59	1	0	2	46	8.7
C	22	TODD MARCHANT	75	14:49	9	7	16	3	48	0	0	0	93	9.7
C	44	ROB NIEDERMAYER	78	17:42	8	8	16	1	54	0	1	1	111	7.2
C	26	SAMUEL PAHLSSON	56	18:46	6	9	15	2	34	0	3	3	94	6.4
R	54	*BOBBY RYAN	23	11:15	5	5	10	1	6	3	0	0	37	13.5
D	21	SEAN O'DONNELL	82	17:14	2	7	9	9	84	0	1	0	25	8.0
C	20	*RYAN CARTER	34	10:29	4	4	8	2	36	0	0	1	56	7.1

YEAR-BY-YEAR FINAL STATISTICS



L	32	TRAVIS MOEN	77	15:49	3	5	8	10-	81	0	1	1	98	3.1
L	18	*DREW MILLER	26	11:11	2	3	5	1-	6	0	0	0	30	6.7
D	33	JOE DIPENTA	23	10:39	1	4	5	3	16	0	0	0	5	20.0
R	16	GEORGE PARROS	69	5:56	1	4	5	3	183	0	0	0	30	3.3
L	24	BRAD MAY	61	6:37	3	1	4	2	53	0	0	2	34	8.8
C	17	^BRIAN SUTHERBY	50	8:35	1	1	2	4-	64	0	0	0	49	2.0
C	56	*PETERI WIRTANEN	3	4:11	1	0	1	1	2	0	0	1	1	100.0
R	28	MARK MOWERS	17	9:02	1	0	1	0	8	0	0	0	6	16.7
C	48	*ANDREW EBBETT	3	13:18	0	0	0	3	2	0	0	0	3	.0
D	20	MAXIM KONDRATIEV	4	7:30	0	0	0	2-	0	0	0	0	1	.0
R	42	JASON KING	4	10:56	0	0	0	3-	0	0	0	0	2	.0
C	20	GEOFF PLATT	5	11:17	0	0	0	2	2	0	0	0	4	.0

NO.	GOALTENDER	GPI	MIN	AVG	W	L	OT	EN	SO	GA	SA	SV %	G	A	PIM
1	*JONAS HILLER	23	1223	2.06	10	7	1	0	0	42	578	.927	0	1	0
35	J.S. GIGUERE	58	3310	2.12	35	17	6	5	4	117	1508	.922	0	0	4
ANA GOALTENDING TOTALS		82	5007	2.20	47	27	8	6	4	179	1930	.907			

* Rookie

^ Acquired Midseason

2006-07 FINAL STATISTICS

POS	NO.	PLAYER	GP	TOI	G	A	PTS	+/-	PIM	PP	SH	GW	S	PCTG		
R	8	TEEMU SELANNE	82	17:41	48	46	94	26	82	25	0	10	257	18.7		
C	19	ANDY McDONALD	82	17:35	27	51	78	16	46	8	0	3	252	10.7		
D	27	SCOTT NIEDERMAYER	79	27:30	15	54	69	6	86	9	0	3	172	8.7		
L	14	CHRIS KUNITZ	81	17:03	25	35	60	23	81	11	0	5	180	13.9		
D	25	CHRIS PRONGER	66	27:05	13	46	59	27	69	8	0	2	166	7.8		
C	15	RYAN GETZLAF	82	15:03	25	33	58	17	66	11	1	6	203	12.3		
R	17	*DUSTIN PENNER	82	13:59	29	16	45	2-	58	9	0	5	204	14.2		
R	10	COREY PERRY	82	12:28	17	27	44	12	55	4	0	3	194	8.8		
D	23	FRANCOIS BEAUCHEMIN	71	25:28	7	21	28	7	49	2	0	0	128	5.5		
C	26	SAMUEL PAHLSSON	82	17:21	8	18	26	4-	42	0	0	1	111	7.2		
C	22	TODD MARCHANT	56	15:10	8	15	23	7	44	0	3	2	115	7.0		
L	32	TRAVIS MOEN	82	14:48	11	10	21	4-	101	0	0	0	124	8.9		
D	21	SEAN O'DONNELL	79	19:55	2	15	17	9	92	0	0	1	47	4.3		
C	44	ROB NIEDERMAYER	82	16:38	5	11	16	8-	77	0	0	0	106	4.7		
D	5	^RIC JACKMAN	31	13:41	2	10	12	0	20	1	0	1	36	5.6		
R	38	*RYAN SHANNON	53	10:38	2	9	11	2-	10	0	0	0	77	2.6		
L	45	SHAWN THORNTON	48	8:26	2	7	9	3	88	0	0	0	60	3.3		
D	33	JOE DIPENTA	76	12:09	2	6	8	1	48	0	0	1	33	6.1		
L	24	^BRAD MAY	24	9:49	0	4	4	1-	21	0	0	0	22	.0		
C	13	^MARK HARTIGAN	12	10:46	1	2	3	1	6	1	0	0	15	6.7		
D	40	KENT HUSKINS	33	14:04	0	3	3	3-	14	0	0	0	16	.0		
G	35	J GIGUERE	56	57:56	0	2	2	0	0	0	0	0	0	.0		
R	16	^GEORGE PARROS	34	5:03	1	0	1	3-	102	0	0	0	19	5.3		
G	29	^SEBASTIEN CARON	2	44:05	0	0	0	0	0	0	0	0	0	.0		
G	30	ILYA BRYZGALOV	27	55:52	0	0	0	0	0	0	0	0	0	.0		
RNK	SW#	GOALTENDER	GPI	MIN	AVG	W	L	OT	EN	SO	GA	SA	SV %	G	A	PIM
	29	SEBASTIEN CARON	1	28	2:14	0	0	0	1	0	1	6	.833	0	0	0
7	35	J GIGUERE	56	3245	2.26	36	10	8	1	4	122	1490	.918	0	2	0
19	30	ILYA BRYZGALOV	27	1509	2.47	10	8	6	0	1	62	668	.907	0	0	0
	31	*MICHAEL WALL	4	202	2:97	2	2	0	1	0	10	81	.877	0	1	0
ANA GOALTENDING TOTALS			82	5010	2.37	48	20	14	3	5	198	2248	.912			

* Rookie

^ Acquired Midseason

2005-06 FINAL STATISTICS

POS	NO.	PLAYER	GP	TOI	G	A	PTS	+/-	PIM	PP	SH	GW	S	PCTG
R	13	TEEMU SELANNE	80	17:47	40	50	90	28	44	18	0	5	267	15.0
C	19	ANDY McDONALD	82	16:48	34	51	85	24	32	13	0	7	229	14.8
D	27	SCOTT NIEDERMAYER	82	25:30	13	50	63	8	96	9	0	3	181	7.2
R	15	JOFFREY LUPUL	81	16:37	28	25	53	13-	48	12	2	2	296	9.5
L	38	*CHRIS KUNITZ	69	13:53	19	22	41	16	71	5	1	2	149	12.8
C	44	ROB NIEDERMAYER	76	17:52	15	24	39	5-	89	4	1	2	140	10.7
C	51	*RYAN GETZLAF	57	12:34	14	25	39	6	22	10	0	1	116	12.1
D	23	^FRANCOIS BEAUCHEMIN	72	23:09	8	28	36	2	52	4	0	3	137	5.8
C	22	TODD MARCHANT	79	17:15	9	25	34	2	66	0	0	0	132	6.8
R	17	JONATHAN HEDSTROM	79	16:16	13	14	27	2	48	2	2	5	99	13.1
R	61	*COREY PERRY	56	11:34	13	12	25	1	50	4	0	2	98	13.3
L	29	TODD FEDORUK	76	8:24	4	19	23	6	174	0	0	1	69	5.8
C	26	SAMUEL PAHLSSON	82	16:30	11	10	21	1-	34	0	3	1	116	9.5
D	24	RUSLAN SALEH	78	22:30	1	18	19	17	114	0	0	0	108	.9
L	12	JEFF FRIESEN	51	13:22	4	7	11	15-	32	0	0	1	75	5.3
D	21	SEAN O'DONNELL	78	16:33	2	9	11	6	147	0	0	0	33	6.1
D	33	JOE DIPENTA	72	13:31	2	6	8	8	46	0	0	0	27	7.4
D	5	VITALY VISHNEVSKI	82	16:25	1	7	8	8	91	0	0	0	90	1.1

YEAR-BY-YEAR FINAL STATISTICS

L	32	TRAVIS MOEN	39	11:02	4	1	5	3-	72	0	0	0	28	14.3		
D	6	JASON MARSHALL	23	11:46	0	4	4	2	34	0	0	0	25	.0		
G	30	*ILYA BRYZGALOV	31	51:17	0	2	2	0	4	0	0	0	0	.0		
G	35	J GIGUERE	60	57:10	0	0	0	0	20	0	0	0	0	.0		
SW# GOALTENDER			GPI	MINS	AVG	W	L	T	EN	SO	GA	SA	SV%	G	A	PIM
12	30	*ILYA BRYZGALOV	31	1575	2.51	13	12	1	2	1	66	733	.910	0	2	4
21	35	J GIGUERE	60	3381	2.66	30	15	11	4	2	150	1692	.911	0	0	20
ANA GOALTENDING TOTALS			82	4987	2.67	43	27	12	6	3	222	2431	.909			

* Rookie

2003-04 FINAL STATISTICS

POS	NO.	PLAYER	GP	TOI	G	A	PTS	+/-	PIM	PP	SH	GW	GT	S	PCTG	
C	91	SERGEI FEDOROV	80	21:04	31	34	65	5-	42	9	2	6	1	268	11.6	
L	40	VACLAV PROSPAL	82	18:37	19	35	54	9-	54	7	0	4	1	185	10.3	
R	39	PETR SYKORA	81	17:57	23	29	52	9-	34	6	0	2	0	277	8.3	
C	20	STEVE RUCCHIN	82	19:46	20	23	43	14-	12	9	1	1	0	148	13.5	
C	15	*JOFFREY LUPUL	75	13:36	13	21	34	6-	28	4	0	2	1	137	9.5	
C	19	ANDY McDONALD	79	16:33	9	21	30	13-	24	2	1	1	1	162	5.6	
C	44	ROB NIEDERMAYER	55	19:28	12	16	28	6-	34	6	0	2	1	111	10.8	
D	28	NICLAS HAVELID	79	22:38	6	20	26	28-	28	5	0	3	0	122	4.9	
D	14	MARTIN SKOULA	79	18:22	4	21	25	5	32	1	0	0	1	84	4.8	
C	26	SAMUEL PAHLSSON	82	16:51	8	14	22	2-	52	1	0	2	0	134	6.0	
L	10	JASON KROG	80	11:58	6	12	18	4-	16	1	0	1	0	111	5.4	
L	23	STANISLAV CHISTOV	56	12:19	2	16	18	16-	26	2	0	0	0	70	2.9	
D	5	VITALY VISHNEVSKI	73	17:09	6	10	16	0	51	0	0	0	0	86	7.0	
D	8	SANDIS OZOLINSH	36	19:56	5	11	16	7-	24	1	0	2	1	58	8.6	
D	24	RUSLAN SALEI	82	23:41	4	11	15	1-	110	0	1	2	0	145	2.8	
L	27	PETR SCHASTLIVY	65	10:08	4	4	8	4-	18	1	0	2	0	85	4.7	
D	3	KEITH CARNEY	69	21:42	2	5	7	5-	42	1	0	0	0	58	3.4	
L	38	*CHRIS KUNITZ	21	9:07	0	6	6	1	12	0	0	0	0	31	.0	
L	12	MIKE LECLERC	10	15:37	1	3	4	1-	4	0	0	0	0	19	5.3	
D	4	LANCE WARD	46	8:40	0	4	4	1-	94	0	0	0	0	26	.0	
L	17	*CAM SEVERSON	31	7:21	3	0	3	3-	50	1	0	0	0	24	12.5	
L	55	GARRETT BURNETT	39	3:35	1	2	3	0	184	0	0	0	0	24	4.2	
C	18	*MIKAEL HOLMQVIST	21	8:23	2	0	2	6-	25	0	0	0	0	18	11.1	
C	46	*TONY MARTENSSON	6	6:58	1	1	2	2-	0	0	0	0	0	4	25.0	
G	35	J GIGUERE	55	58:22	0	2	2	0	4	0	0	0	0	0	.0	
D	41	CHRIS ARMSTRONG	4	12:32	0	1	1	1-	0	0	0	0	0	8	.0	
L	22	ALEXEI SMIRNOV	8	7:17	0	1	1	0	2	0	0	0	0	8	.0	
G	30	*ILYA BRYZGALOV	1	60:29	0	0	0	0	0	0	0	0	0	0	.0	
D	33	*MARK POPOVIC	1	13:48	0	0	0	0	0	0	0	0	0	1	.0	
L	48	CASEY HANKINSON	4	6:20	0	0	0	0	4	0	0	0	0	0	.0	
R	21	DAN BYLSMA	11	7:04	0	0	0	3-	0	0	0	0	0	6	.0	
G	29	MARTIN GERBER	32	53:04	0	0	0	0	4	0	0	0	0	0	.0	
SW# GOALTENDER			GPI	MINS	AVG	W	L	T	EN	SO	GA	SA	SV%	G	A	PIM
	30	*ILYA BRYZGALOV	1	60	2.00	1	0	0	0	0	2	28	.929	0	0	0
15	29	MARTIN GERBER	32	1698	2.26	11	12	4	3	2	64	785	.918	0	0	4
37	35	J GIGUERE	55	3210	2.62	17	31	6	4	3	140	1623	.914	0	2	4
ANA GOALTENDING TOTALS			82	5000	2.56	29	43	10	7	5	213	2443	.913			

2002-03 FINAL STATISTICS

POS	NO.	PLAYER	GP	TOI	G	A	PTS	+/-	PIM	PP	SH	GW	GT	S	PCTG
L	9	PAUL KARIYA	82	20:17	25	56	81	3-	48	11	1	2	1	257	9.7
R	39	PETR SYKORA	82	18:28	34	25	59	7-	24	15	1	5	1	299	11.4
C	20	STEVE RUCCHIN	82	21:05	20	38	58	14-	12	6	1	4	0	194	10.3
C	77	ADAM OATES	67	18:38	9	36	45	1-	16	4	0	2	0	67	13.4
D	8	SANDIS OZOLINSH	82	26:01	12	32	44	6-	56	6	0	3	0	137	8.8
D	28	NICLAS HAVELID	82	22:29	11	22	33	5	30	4	0	5	0	169	6.5
R	32	STEVE THOMAS	81	12:53	14	16	30	10	53	1	0	4	0	118	11.9
L	23	*STANISLAV CHISTOV	79	13:35	12	18	30	4	54	3	0	2	0	114	10.5
L	12	MIKE LECLERC	57	16:56	9	19	28	8-	34	1	0	4	0	122	7.4
L	10	JASON KROG	67	13:47	10	15	25	1	12	0	1	1	0	92	10.9
C	44	ROB NIEDERMAYER	66	17:05	10	12	22	10-	57	3	0	1	0	125	8.0
D	3	KEITH CARNEY	81	22:33	4	18	22	8	65	0	0	1	2	87	4.6
C	19	ANDY McDONALD	46	18:30	10	11	21	1-	14	3	0	1	0	92	10.9
R	18	PATRIC KJELLBERG	76	15:37	8	11	19	9-	16	2	1	2	0	95	8.4
C	26	SAMUEL PAHLSSON	34	13:19	4	11	15	10	18	0	1	2	0	28	14.3
D	24	RUSLAN SALEI	61	21:53	4	8	12	2	78	0	0	0	0	93	4.3
D	2	FREDRIK OLAUSSON	44	14:26	2	6	8	0	22	2	0	1	0	38	5.3
D	5	VITALY VISHNEVSKI	80	14:10	2	6	8	8-	76	0	1	0	0	65	3.1
C	11	MARC CHOUINARD	70	9:24	3	4	7	9-	40	0	1	0	0	52	5.8
L	22	*ALEXEI SMIRNOV	44	8:49	3	2	5	1-	18	0	0	1	0	46	6.5
D	4	LANCE WARD	65	8:14	3	2	5	6-	121	0	0	1	0	52	5.8
R	21	DAN BYLSMA	39	9:28	1	4	5	1-	12	0	0	0	0	23	4.3
L	25	KEVIN SAWYER	31	6:05	2	1	3	2-	115	0	0	0	0	11	18.2

YEAR-BY-YEAR FINAL STATISTICS



D	34	*KURT SAUER	80	18:32	1	2	3	23-	74	0	0	0	0	50	2.0
G	29	MARTIN GERBER	22	54:41	0	1	1	0	0	0	0	0	0	0	.0
G	35	J GIGUERE	65	58:04	0	0	0	0	8	0	0	0	0	0	.0
SW#	GOALTENDER	GPI	MINS	AVG	W	L	T	EN	SO	GA	SA	SV%	G	A	PIM
29	MARTIN GERBER	22	1203	1.95	6	11	3	4	1	39	548	.929	0	1	0
35	J GIGUERE	65	3775	2.30	34	22	6	5	8	145	1820	.920	0	0	8

ANA GOALTENDING TOTALS

* Rookie

2001-02 FINAL STATISTICS

POS	NO.	PLAYER	GP	G	A	PTS	+/-	PIM	PP	SH	GW	GT	SH	S%	SHFT	TOI
L	9	PAUL KARIYA	82	32	25	57	15-	28	11	0	8	1	289	11.1	24.9	22:12
C	17	MATT CULLEN	79	18	30	48	1-	24	3	1	4	0	164	11.0	21.4	17:00
L	12	MIKE LECLERC	82	20	24	44	12-	107	8	0	4	0	178	11.2	21.0	17:22
L	11	JEFF FRIESEN	81	17	26	43	1-	44	1	1	0	0	161	10.6	22.0	17:59
D	10	OLEG TVERDOVSKY	73	6	26	32	0	31	2	0	1	0	147	4.1	25.0	22:50
C	19	*ANDY McDONALD	53	7	21	28	2	10	2	0	3	0	79	8.9	19.5	15:58
L	13	GERMAN TITOV	66	13	14	27	4	36	1	0	2	0	63	20.6	16.2	12:28
D	33	JASON YORK	74	5	20	25	11-	60	3	0	2	0	104	4.8	23.3	19:19
C	20	STEVE RUCCHIN	38	7	16	23	3-	6	4	0	1	0	57	12.3	24.0	19:17
C	26	SAMUEL PAHLSSON	80	6	14	20	16-	26	1	1	0	0	99	6.1	20.3	16:24
R	18	PATRIC KJELLBERG	77	8	11	19	12-	16	4	0	0	0	88	9.1	20.4	17:04
R	21	DAN BYLSMA	77	8	9	17	5	28	0	1	2	0	72	11.1	15.9	11:36
D	3	KEITH CARNEY	60	5	9	14	14	30	0	0	1	0	66	7.6	26.1	20:46
D	7	PAVEL TRNKA	71	2	11	13	5-	66	1	0	0	0	78	2.6	21.7	17:03
D	24	RUSLAN SALEI	82	4	7	11	10-	97	0	0	1	0	96	4.2	25.6	21:25
C	32	MARC CHOUINARD	45	4	5	9	2	10	0	0	0	0	40	10.0	15.4	10:35
L	27	DENNY LAMBERT	73	2	5	7	1	213	0	0	0	0	51	3.9	10.3	6:59
R	23	SERGEI KRIVOKRASOV	26	2	3	5	2-	36	0	0	1	0	51	3.9	16.5	12:07
D	28	NICLAS HAVELID	52	1	2	3	13-	40	0	0	0	0	45	2.2	21.3	17:00
L	29	*TIMO PARSSINEN	17	0	3	3	0	2	0	0	0	0	16	.0	14.7	11:44
D	5	VITALY VISHNEVSKI	74	0	3	3	10-	60	0	0	0	0	54	.0	22.3	17:35
L	25	KEVIN SAWYER	57	1	1	2	4-	221	0	0	0	0	29	3.4	8.8	5:47
D	36	DREW BANNISTER	1	0	0	0	0	0	0	0	0	0	1	.0	19.0	13:19
D	4	ANTTI-JUSSI NIEMI	1	0	0	0	1-	0	0	0	0	0	0	.0	14.0	9:53
G	30	*ILYA BRYZGALOV	1	0	0	0	0	0	0	0	0	0	0	.0	2.0	32:02
D	37	ARIS BRIMANIS	5	0	0	0	1-	9	0	0	0	0	2	.0	13.4	9:31
G	31	STEVE SHIELDS	33	0	0	0	0	4	0	0	0	0	0	.0	3.4	53:51
G	35	J GIGUERE	53	0	0	0	0	28	0	0	0	0	0	.0	3.8	58:53

RNK SW# GOALTENDER

Rank	Player	GP	PTS	PPG	Shots	GA	SV	SA	SV%	PP	PA	PP%	
30	*ILYA BRYZGALOV	1	32	1.88	0-0-0	0	0	1	12	.917	0	0	0
5	35 J GIGUERE	53	3127	2.13	20:25-6	3	4	111	1384	.920	0	0	28
29	31 STEVE SHIELDS	33	1777	2.67	9:20-2	4	0	79	850	.907	0	0	4

ANA GOALTENDING TOTALS

STEVE SHIELDS and J GIGUERE shared a shutout vs. CGY on Dec 8, 2001

* Rookie

2000-01 FINAL STATISTICS

POS	NO.	PLAYER	GP	G	A	PTS	+/-	PIM	PP	SH	GW	GT	SH	S%	SHFT	TOI
L	9	PAUL KARIYA	66	33	34	67	9-	20	18	3	3	0	230	14.3	24.8	23:01
D	10	OLEG TVERDOVSKY	82	14	39	53	11-	32	8	0	3	2	188	7.4	28.4	24:24
L	11	JEFF FRIESEN (SJ)	64	12	24	36	7+	56	2	0	1	0	120	10.0		
		(ANA)	15	2	10	12	2-	10	2	0	0	0	29	6.9		
		(TOTAL)	79	14	34	48	5	66	4	0	1	0	149	9.4	25.7	21:27
L	16	MARTY McINNIS	75	20	22	42	21-	40	10	0	1	0	136	14.7	23.5	18:29
C	17	MATT CULLEN	82	10	30	40	23-	38	4	0	1	0	159	6.3	23.5	18:14
C	15	TONY HRKAC	80	13	25	38	0	29	0	0	1	0	88	14.8	17.2	13:46
L	12	MIKE LECLERC	54	15	20	35	1-	26	3	0	3	2	130	11.5	22.8	17:35
L	13	GERMAN TITOV	71	9	11	20	21-	61	1	0	0	0	78	11.5	20.5	15:53
C	18	*PETR TENKRAT	46	5	9	14	11-	16	0	0	2	1	79	6.3	16.7	12:48
D	28	NICLAS HAVELID	47	4	10	14	6-	34	2	0	1	0	69	5.8	27.8	21:51
R	19	JIM CUMMINS	79	5	6	11	11-	167	0	0	1	0	45	11.1	10.1	7:14
D	25	MIKE CROWLEY	39	1	10	11	16-	20	0	0	1	0	45	2.2	23.2	17:21
D	5	VITALY VISHNEVSKI	76	1	10	11	1-	99	0	0	0	0	49	2.0	25.5	19:13
D	27	PASCAL TREPANIER	57	6	4	10	12-	73	3	0	0	1	86	7.0	22.2	16:47
L	21	DAN BYLSMA	82	1	9	10	12-	22	0	0	0	0	50	2.0	16.4	11:44
C	26	*SAMUEL PAHLSSON														
		(BOS)	17	1	1	2	5-	6	0	0	0	0	13	7.7		
		(ANA)	59	3	4	7	9-	13	1	1	1	0	46	6.5		
		(TOTAL)	76	4	5	9	14-	20	1	1	1	0	59	6.8	19.6	14:13
C	20	STEVE RUCCHIN	16	3	5	8	5-	0	2	0	0	0	19	15.8	23.3	18:47
D	7	PAVEL TRNKA	59	1	7	8	12-	42	0	0	0	0	59	1.7	26.8	20:06
C	32	*MARC CHOUINARD	44	3	4	7	5-	12	0	0	1	0	26	11.5	12.4	7:49
D	24	RUSLAN SALEI	50	1	5	6	14-	70	0	0	0	0	73	1.4	27.0	20:39
C	22	JONAS RONNQVIST	38	0	4	4	7-	14	0	0	0	0	30	.0	14.7	10:37

YEAR-BY-YEAR FINAL STATISTICS

C	14	ANTTI AALTO	12	1	1	2	1	2	0	0	0	0	18	5.6	15.3	10:36
D	40	*ANTTI-JUSSI NIEMI	28	1	1	2	6	22	0	0	0	0	18	5.6	22.6	15:56
G	35	J GIGUERE	34	0	2	2	0	8	0	0	0	0	0	0	3.6	59:44
C	11	*ANDY McDONALD	16	1	0	1	0	6	0	0	0	0	21	4.8	15.3	11:10
L	46	KEVIN SAWYER	9	0	1	1	1	27	0	0	0	0	6	0	10.1	6:30
L	37	*BOB WREN	1	0	0	0	1	0	0	0	0	0	0	0	15.0	11:41
G	1	*GREGG NAUMENKO	2	0	0	0	0	2	0	0	0	0	0	0	2.0	35:03

RNK	SW#	GOALTENDER	GPI	MIN	AVG	W-L-T	EN	SO	GA	SA	SV%	G	A	PIM
28	35	J GIGUERE	34	2031	2.57	11-17-5	3	4	87	976	.911	0	2	8
40	30	DOMINIC ROUSSEL	13	653	2.85	2-5-2	2	0	31	295	.895	0	0	0
43	31	GUY HEBERT	41	2215	3.12	12-23-4	0	2	115	1112	.897	0	0	0
	1	*GREGG NAUMENKO	2	70	6.00	0-1-0	0	0	7	29	.759	0	0	2
ANA GOALTENDING TOTALS			82	4995	2.94	25-46-11	5	6	245	2417	.899	0	2	10

1999-00 FINAL STATISTICS

POS	NO.	PLAYER	GP	G	A	PTS	+/-	PIM	PP	SH	GW	GT	S	PCTG
LW	9	PAUL KARIYA	74	42	44	86	+22	24	11	3	3	0	324	13.0
RW	8	TEEMU SELANNE	79	33	52	85	6	12	8	0	6	2	236	14.0
C	20	STEVE RUCCHIN	71	19	38	57	9	16	10	0	2	2	131	14.5
D	10	OLEG TVERDOVSKY	82	15	36	51	5	30	5	0	5	0	153	9.8
C	11	KIP MILLER (PIT)	44	4	15	19	-1	10	0	0	1	0	50	8.0
		(ANA)	30	6	17	23	1	4	2	0	1	0	32	18.8
		(TOTAL)	74	10	32	42	0	14	2	0	2	0	82	12.2
C	17	MATT CULLEN	80	13	26	39	5	24	1	0	1	0	137	9.5
D	2	FREDRIK OLAUSSON	70	15	19	34	-13	28	8	0	1	1	120	12.5
C	22	JORGEN JONSSON (NYI)	68	11	17	28	-6	16	1	2	0	0	95	11.6
		(ANA)	13	1	2	3	-2	0	0	0	1	0	21	4.8
		(TOTAL)	81	12	19	31	-8	16	1	2	1	0	116	10.3
L	21	TED DONATO	81	11	19	30	-3	26	2	0	3	0	138	8.0
L	16	MARTY MCINNIS	62	10	18	28	-4	26	2	1	2	0	129	7.8
R	29	LADISLAV KOHN*	77	5	16	21	-17	27	1	0	1	1	123	4.1
L	12	MIKE LECLERC	69	8	11	19	-15	70	0	0	2	0	105	7.6
R	19	JEFF NIELSEN	79	8	10	18	4	14	1	0	0	0	113	7.1
C	14	ANTTI AALTO	63	7	11	18	-13	26	1	0	1	0	102	6.9
D	7	PAVEL TRNKA	57	2	15	17	12	34	0	0	0	1	54	3.7
C	15	TONY HRKAC	67	4	9	13	-3	8	1	0	0	0	39	10.3
D	24	RUSLAN SALEI	71	5	5	10	3	94	1	0	0	0	116	4.3
D	28	NICLAS HAVELID	50	2	7	9	0	20	0	0	2	0	70	2.9
D	5	KEVIN HALLER	67	3	5	8	-8	61	0	0	2	0	50	6.0
RW	33	ED WARD (ATL)	44	5	1	6	-5	44	0	2	0	0	51	9.8
		(ANA)	8	1	0	1	-2	15	0	0	0	0	5	20.0
		(TOTAL)	52	6	1	7	-7	59	0	2	0	0	56	10.7
D	27	PASCAL TREPANIER	37	0	4	4	2	54	0	0	0	0	33	0.0
LW	32	STU GRIMSON	50	1	2	3	0	116	0	0	0	0	14	7.1
D	23	JASON MARSHALL	55	0	3	3	-10	88	0	0	0	0	41	0.0
D	6	VITALY VISHNEVSKI*	31	1	1	2	0	26	1	0	0	0	17	5.9
G	31	GUY HEBERT	68	0	2	2	0	2	0	0	0	0	0	0.0
LW	18	MAXIM BALMOCHNYKH*	6	0	1	1	2	2	0	0	0	0	6	0.0
LW	26	JEREMY STEVENSON	3	0	0	0	-1	7	0	0	0	0	2	0.0
RW	25	FRANK BANHAM*	3	0	0	0	0	2	0	0	0	0	4	0.0
G	30	DOMINIC ROUSSEL	20	0	0	0	0	6	0	0	0	0	0	0.0

NO.	GOALTENDER	GP	MIN	GAA	W-L-T	EN	SO	GA	SHOTS	SV%	G	A	PIM
31	GUY HEBERT	68	3976	2.51	28-31-9	8	4	166	1805	.908	0	2	2
30	DOMINIC ROUSSEL	20	988	3.16	6-5-3	1	1	52	445	.883	0	0	6
TEAM TOTALS		82	4992	2.73	34-36-12	9	5	227	2259	.900	0	2	8

* Rookie

1998-99 FINAL STATISTICS

POS	NO.	PLAYER	GP	G	A	PTS	+/-	PIM	PP	SH	GW	GT	S	PCTG
RW	8	TEEMU SELANNE	75	47	60	107	18	30	25	0	7	1	281	16.7
LW	9	PAUL KARIYA	82	39	62	101	17	40	11	2	4	0	429	9.1
C	20	STEVE RUCCHIN	69	23	39	62	11	22	5	1	5	1	145	15.9
D	2	FREDRIK OLAUSSON	74	16	40	56	17	30	10	0	2	0	121	13.2
LW	16	MARTY MCINNIS (CGY)	6	1	1	2	-1	6	0	0	0	0	7	14.3
		(ANA)	75	18	34	52	-14	36	11	1	5	0	139	12.9
		(TOTAL)	81	19	35	54	-15	42	11	1	5	0	146	13.0
RW	17	TOMAS SANDSTROM	58	15	17	32	-5	42	7	0	2	0	107	14.0
C	39	TRAVIS GREEN	79	13	17	30	-7	81	3	1	2	0	165	7.9
C	11	MATT CULLEN	75	11	14	25	-12	47	5	1	1	1	112	9.8
D	24	RUSLAN SALEI	74	2	14	16	1	65	1	0	0	0	123	1.6
C	18	TED DRURY	75	5	6	11	2	83	0	0	0	0	79	6.3
LW	33	JIM MCKENZIE	73	5	4	9	-18	99	1	0	1	0	59	8.5
RW	19	JEFF NIELSEN	80	5	4	9	-12	34	0	0	2	0	94	5.3
C	22	JOHAN DAVIDSSON*	64	3	5	8	-9	14	1	0	1	0	48	6.3

YEAR-BY-YEAR FINAL STATISTICS



C	14	ANTI AALTO*	73	3	5	8	-12	24	2	0	0	0	61	4.9
D	23	JASON MARSHALL	72	1	7	8	-5	142	0	0	0	0	63	1.6
D	5	KEVIN HALLER	82	1	6	7	-1	122	0	0	0	0	64	1.6
D	27	PASCAL TREPANIER*	45	2	4	6	0	48	0	0	1	0	49	4.1
D	25	MIKE CROWLEY*	20	2	3	5	-10	16	1	0	1	0	41	4.9
D	7	PAVEL TRNKA	63	0	4	4	-6	60	0	0	0	0	50	.0
LW	32	STU GRIMSON	73	3	0	3	0	158	0	0	1	0	10	30.0
D	4	JAMIE PUSHOR	70	1	2	3	-20	112	0	0	0	0	75	1.3
D	21	SCOTT FERGUSON*	2	0	1	1	0	0	0	0	0	0	1	.0
G	31	GUY HEBERT	69	0	1	1	0	0	0	0	0	0	0	.0
C	10	JOSEF MARHA	10	0	1	1	-4	0	0	0	0	0	13	.0
D	34	DANIEL TREBIL	6	0	0	0	-2	0	0	0	0	0	1	.0
LW	12	MIKE LECLERC*	7	0	0	0	-2	4	0	0	0	0	1	.0
G	30	DOMINIC ROUSSEL	18	0	0	0	0	0	0	0	0	0	0	.0

NO.	GOALTENDER	GP	MIN	GAA	W-L-T	EN	SO	GA	SHOTS	SV%	G	A	PIM
31	GUY HEBERT	69	4083	2.42	31-29-9	3	6	165	2114	.922	0	1	0
30	DOMINIC ROUSSEL	18	884	2.51	4-5-4	1	1	37	478	.923	0	0	0
TEAM TOTALS		82	4990	2.48	35-34-13	4	7	206	2596	.921	0	1	0

1997-98 FINAL STATISTICS

POS	NO.	PLAYER	GP	G	A	PTS	+/-	PIM	PP	SH	GW	GT	S	PCTG
RW	8	TEEMU SELANNE	73	52	34	86	12	30	10	1	10	3	268	19.4
C	20	STEVE RUCCINI	72	17	36	53	8	13	8	1	3	0	131	13.0
C	39	TRAVIS GREEN (NYI)	54	14	12	26	-19	66	8	0	2	1	99	14.1
		(ANA)	22	5	11	16	-10	16	1	0	0	1	4	11.9
		(TOTAL)	76	19	23	42	-29	82	9	0	2	2	141	13.5
D	15	DIMITRI MIRONOV	66	6	30	36	-7	115	2	0	1	0	142	4.2
RW	48	SCOTT YOUNG	73	13	20	33	-13	22	4	2	1	0	187	7.0
LW	9	PAUL KARIYA	22	17	14	31	12	23	3	0	2	1	103	16.5
C	45	MATT CULLEN*	61	6	21	27	-4	23	2	0	0	0	75	8.0
C	10	SEAN PRONGER	62	5	15	20	-9	30	1	0	2	0	68	7.4
RW	14	JOE SACCO	55	8	11	19	-1	24	0	2	2	0	90	8.9
C	10	JOSEF MARHA* (COL)	11	2	5	7	0	4	0	0	0	0	10	20.0
		(ANA)	12	7	4	11	4	0	3	0	0	0	21	33.3
		(TOTAL)	23	9	9	18	4	4	3	0	0	0	31	29.0
D	36	J.J. DAIGNEAULT	53	2	15	17	-10	28	1	0	1	0	74	2.7
RW	17	TOMAS SANDSTROM	77	9	8	17	-25	64	2	1	0	1	136	6.6
C	13	TED DRURY	73	6	10	16	-10	82	0	1	0	0	110	5.5
D	24	RUSLAN SALEI	66	5	10	15	7	70	1	0	0	1	104	4.8
D	33	DAVID KARPA	78	1	11	12	-3	217	0	0	0	0	64	1.6
RW	29	FRANK BANHAM*	21	9	2	11	-6	12	1	0	0	2	43	20.9
C	12	KEVIN TODD	27	4	7	11	-5	12	3	0	1	0	30	13.3
LW	16	WARREN RYCHEL	63	5	6	11	-10	198	1	0	0	0	62	8.1
RW	19	JEFF NIELSEN*	32	4	5	9	-1	16	0	0	0	0	36	11.1
C	18	MARK JANSSENS	55	4	5	9	-22	116	0	0	1	0	43	9.3
D	23	JASON MARSHALL	72	3	6	9	-8	189	1	0	0	0	68	4.4
D	4	JAMIE PUSHOR (DET)	54	2	5	7	2	71	0	0	0	0	43	4.7
		(ANA)	10	0	2	2	1	10	0	0	0	0	8	.0
		(TOTAL)	64	2	7	9	3	81	0	0	0	0	51	3.9
LW	40	JEREMY STEVENSON*	45	3	5	8	-4	101	0	0	1	0	43	7.0
D	5	DREW BANNISTER												
		(EDM)	34	0	2	2	-7	42	0	0	0	0	27	.0
		(ANA)	27	0	6	6	-2	47	0	0	0	0	23	.0
		(TOTAL)	61	0	8	8	-9	89	0	0	0	0	50	.0
D	7	PAVEL TRNKA*	48	3	4	7	-4	40	1	0	0	1	46	6.5
D	6	DOUG HOUDA (NYI)	31	1	2	3	-6	47	0	0	0	0	15	6.7
		(ANA)	24	1	2	3	-5	52	0	1	0	0	9	11.1
		(TOTAL)	55	2	4	6	-11	99	0	1	0	0	24	8.3
D	38	MIKE CROWLEY*	8	2	2	4	0	8	0	0	1	0	17	11.8
RW	46	J.F. JOMPHE	9	1	3	4	1	8	0	0	0	0	8	12.5
D	29	DARREN VAN IMPE	19	1	3	4	-10	4	0	0	0	0	21	4.8
RW	22	BRENT SEVERYN	37	1	3	4	-3	133	0	0	0	0	27	3.7
C	21	ESPEN KNUTSEN*	19	3	0	3	-10	6	1	0	0	1	21	14.3
RW	52	PETER LeBOUITILLIER*	12	1	1	2	-1	55	0	0	0	0	6	16.7
C	32	RICHARD PARK	15	0	2	2	-3	8	0	0	0	0	14	.0
LW	11	SHAWN ANTOSKI	9	1	0	1	1	18	0	0	0	0	6	16.7
D	34	DAN TREBIL	21	0	1	1	-8	2	0	0	0	0	11	.0
D	2	BOBBY DOLLAS	22	0	1	1	-12	27	0	0	0	0	11	.0
G	35	MIKHAIL SHTALENKOV	40	0	1	1	0	0	0	0	0	0	0	.0
G	31	GUY HEBERT	46	0	1	1	0	4	0	0	0	0	0	.0
LW	42	BARRY NIECKAR	1	0	0	0	0	2	0	0	0	0	0	.0
RW	36	TONY TUZZOLINO*	1	0	0	0	-2	2	0	0	0	0	0	.0
D	37	MARC MORO*	1	0	0	0	0	0	0	0	0	0	0	.0
LW	50	BOB WREN*	3	0	0	0	0	0	0	0	0	0	4	.0

YEAR-BY-YEAR FINAL STATISTICS

C	44	ANTTI AALTO*	3	0	0	0	-1	0	0	0	0	0	1	.0
G	67	TOM ASKEY*	7	0	0	0	0	0	0	0	0	0	0	.0
LW	27	MIKE LECLERC*	7	0	0	0	-6	6	0	0	0	0	11	.0
NO. GOALTENDER			GP	MIN	GAA	W-L-T	EN	SO	GA	SHOTS	SV%	G	A	PIM
67		TOM ASKEY*	7	273	2.64	0-1-2	2	0	12	113	.894	0	0	0
31		GUY HEBERT	46	2660	2.93	13-24-6	4	3	130	1339	.903	0	1	4
35		M. SHTALENKOV	40	2049	3.22	13-18-5	3	1	110	1031	.893	0	1	0
TEAM TOTALS			82	5007	3.13	26-43-13	9	4	261	2492	.895	0	2	4

* = Rookie

1996-97 FINAL STATISTICS

POS	NO.	PLAYER	GP	G	A	PTS	+/-	PIM	PP	SH	GW	GT	S	PGT
RW	8	TEEMU SELANNE	78	51	58	109	28	34	11	1	8	2	273	18.7
LW	9	PAUL KARIYA	69	44	55	99	36	6	15	3	10	0	340	12.9
C	20	STEVE RUCCHIN	79	19	48	67	26	24	6	1	2	1	153	12.4
D	15	DMITRI MIRONOV (PIT)	15	1	5	6	-4	24	0	0	1	0	19	5.3
		(ANA)	62	12	34	46	20	77	3	1	1	0	158	7.6
		(TOTAL)	77	13	39	52	16	101	3	1	2	0	177	7.3
C	17	JARI KURRI	82	13	22	35	-13	12	3	0	3	0	109	11.9
LW	23	BRIAN BELLOWES (TB)	7	1	2	3	-4	0	0	0	0	0	17	5.9
		(ANA)	62	15	13	28	-11	22	8	0	1	0	151	9.9
		(TOTAL)	69	16	15	31	-15	22	8	0	1	0	168	9.5
C	12	KEVIN TODD	65	9	21	30	-7	44	0	0	1	0	95	9.5
RW	14	JOE SACCO	77	12	17	29	1	35	1	1	2	0	131	9.2
D	36	J.J. DAIGNEAULT (PIT)	53	3	14	17	-5	36	0	0	1	0	49	6.1
		(ANA)	13	2	9	11	5	22	0	0	0	0	13	15.4
		(TOTAL)	66	5	23	28	0	58	0	0	1	0	62	8.1
D	29	DARREN VAN IMPE*	74	4	19	23	3	90	2	0	0	0	107	3.7
RW	46	JEAN-FRANCOIS JOMPHE	64	7	14	21	-9	53	0	1	0	0	81	8.6
C	13	TED DRURY	73	9	9	18	-9	54	1	0	2	1	114	7.9
D	2	BOBBY DOLLAS	79	4	14	18	17	55	1	0	1	1	96	4.2
LW	16	WARREN RYCHEL	70	10	7	17	6	218	1	1	1	0	59	16.9
C	54	SEAN PRONGER*	39	7	7	14	6	20	1	0	1	1	43	16.3
LW	18	GARRY VALK	53	7	7	14	-2	53	0	0	1	0	68	10.3
D	33	DAVE KARPA	69	2	11	13	11	210	0	0	1	0	90	2.2
RW	10	ROMAN OKSIJUTA	28	6	7	13	-12	22	2	0	0	1	48	12.5
LW	22	KEN BAUMGARTNER	67	0	11	11	0	182	0	0	0	0	20	.0
D	4	FREDRIK OLAUSSON	20	2	9	11	-5	8	1	0	0	0	35	5.7
D	28	JASON MARSHALL	73	1	9	10	6	140	0	0	0	0	34	2.9
C	24	MARK JANSENS (HFD)	54	2	4	6	-10	90	0	0	0	0	30	6.7
		(ANA)	12	0	2	2	-3	47	0	0	0	0	9	.0
		(TOTAL)	66	2	6	8	-13	137	0	0	0	0	39	5.1
C	32	ALEX HICKS	18	2	6	8	1	14	0	0	0	0	21	9.5
D	34	DAN TREBIL*	29	3	3	6	5	23	0	0	0	0	30	10.0
LW	27	MIKE LECLERC*	5	1	1	2	2	0	0	0	1	0	3	33.3
C	32	RICHARD PARK (PIT)	1	0	0	0	-1	0	0	0	0	0	1	.0
		(ANA)	11	1	1	2	0	10	0	0	0	0	9	11.1
		(TOTAL)	12	1	1	2	-1	10	0	0	0	0	10	10.0
RW	11	VALERI KARPOV	9	1	0	1	-2	16	0	0	0	0	4	25.0
RW	52	PETER LEBOUTILLIER*	23	1	0	1	0	121	0	0	0	0	5	20.0
D	26	NIKOLAI TSULYGIN*	22	0	1	1	-5	8	0	0	0	0	10	.0
D	5	RUSLAN SALEI*	30	0	1	1	-8	37	0	0	0	0	14	.0
G	31	GUY HEBERT	67	0	1	1	0	4	0	0	0	0	0	.0
LW	19	SHAWN ANTOSKI (PIT)	13	0	0	0	0	49	0	0	0	0	3	.0
		(ANA)	2	0	0	0	1	2	0	0	0	0	0	.0
		(TOTAL)	15	0	0	0	1	51	0	0	0	0	3	.0
LW	40	JEREMY STEVENSON*	5	0	0	0	-1	14	0	0	0	0	1	.0
LW	42	BARRY NIECKAR	2	0	0	0	0	5	0	0	0	0	0	.0
RW	39	FRANK BANHAM*	3	0	0	0	-2	0	0	0	0	0	1	.0
RW	51	CRAIG REICHERT*	3	0	0	0	-2	0	0	0	0	0	3	.0
D	25	ADRIAN PLAVSIC	6	0	0	0	-5	2	0	0	0	0	3	.0
G	35	MIKHAIL SHTALENKOV	24	0	0	0	0	4	0	0	0	0	0	.0
G	1	MICHAEL O'NEILL	1	0	0	0	0	0	0	0	0	0	0	.0

* = Rookie

NO.	GOALTENDER	GP	MIN	GAA	W-L-T	EN	SO	GA	SHOTS	SV%	G	A	PIM
31	GUY HEBERT	67	3863	2.67	29-25-12	2	4	172	2133	.919	0	1	4
35	M. SHTALENKOV	24	1079	2.89	7-8-1	4	2	52	539	.904	0	0	4
1	MICHAEL O'NEILL	1	31	5.81	0-0-0	0	0	3	10	.700	0	0	0
TOTALS		82	4994	2.80	36-33-13	6	6	233	2688	.913	0	1	8

1995-96 FINAL STATISTICS

POS	NO.	PLAYER	GP	G	A	PTS	+/-	PIM	PP	SH	GW	GT	S	PGT
LW	9	PAUL KARIYA	82	50	58	108	9	20	20	3	9	0	349	14.3
RW	8	TEEMU SELANNE (WPG)	51	24	48	72	3	18	6	1	4	0	163	14.7
		(ANA)	28	16	20	36	2	4	3	0	1	0	104	15.4

YEAR-BY-YEAR FINAL STATISTICS

20
1993 2013

		(TOTAL)	79	40	68	108	5	22	9	1	5	0	267	15.0
RW	28	ROMAN OKSIUTA (VAN)	56	16	23	39	2	42	5	0	1	0	92	17.4
		(ANA)	14	7	5	12	2	18	6	0	0	0	27	25.9
		(TOTAL)	70	23	28	51	4	60	11	0	1	0	119	19.3
C	20	STEVE RUCCHIN	64	19	25	44	3	12	8	1	4	0	113	16.8
LW	25	TODD KRYGIER	60	9	28	37	-9	70	2	1	0	1	153	5.9
C	26	MIKE SILLINGER	62	13	21	34	-20	32	7	0	2	0	143	9.1
D	2	BOBBY DOLLAS	82	8	22	30	9	64	0	1	1	0	117	6.8
RW	14	JOE SACCO	76	13	14	27	1	40	1	2	2	1	132	9.8
C	93	ANATOLI SEMENOV (PHI)	44	3	13	16	3	14	0	0	2	0	55	5.5
		(ANA)	12	1	9	10	-4	10	0	0	0	0	24	4.2
		(TOTAL)	56	4	22	26	-1	24	0	0	2	0	79	5.1
C	22	SHAUN VAN ALLEN	49	8	17	25	13	41	0	0	2	0	78	10.3
LW	18	GARRY VALK	79	12	12	24	8	125	1	1	2	0	108	11.1
D	3	JASON YORK	79	3	21	24	-7	88	0	0	0	0	106	2.8
D	4	FREDRIK OLAUSSON												
		(EDM)	20	0	6	6	-14	14	0	0	0	0	20	.0
		(ANA)	36	2	16	18	7	24	1	0	0	0	63	3.2
		(TOTAL)	56	2	22	24	-7	38	1	0	0	0	83	2.4
D	10	OLEG TVERDOVSKY	51	7	15	22	0	35	2	0	0	0	84	8.3
C	32	ALEX HICKS	64	10	11	21	11	37	0	0	2	1	83	12.0
D	17	DAVE KARPA	72	3	16	19	-3	270	0	1	1	0	62	4.8
RW	21	PATRIK CARBACK	34	6	12	18	3	34	1	0	0	0	54	11.1
LW	11	VALERI KARPOV	37	9	8	17	-1	10	0	0	1	0	42	21.4
RW	16	PETER DOURIS	31	8	7	15	-3	9	2	0	3	0	45	17.8
LW	12	DAVID SACCO*	23	4	10	14	1	18	2	0	0	0	26	15.4
RW	46	J.F. JOMPHE*	31	2	12	14	7	39	2	0	0	0	46	4.3
C	19	BOB CORKUM	48	5	7	12	0	26	0	0	1	0	88	5.7
C	8	CHAD KILGER*	45	5	7	12	-2	22	0	0	1	0	38	13.2
LW	42	DENNY LAMBERT*	33	0	8	8	-2	55	0	0	0	0	28	.0
RW	36	TODD EWEN	53	4	3	7	-5	285	0	0	1	0	52	7.7
LW	24	KEN BAUMGARTNER												
		(TOR)	60	2	3	5	-5	152	0	0	1	0	27	7.4
		(ANA)	12	0	1	1	0	41	0	0	0	0	5	.0
		(TOTAL)	72	2	4	6	-5	193	0	0	1	0	32	6.3
C	21	JIM CAMPBELL*	16	2	3	5	0	36	1	0	0	0	25	8.0
D	7	MILOS HOLAN	16	2	2	4	-12	24	0	0	0	0	47	4.3
D	29	RANDY LADOUCEUR	63	1	3	4	5	47	0	0	0	0	48	2.1
D	5	ROBERT DIRK	44	1	2	3	8	42	0	0	0	0	20	5.0
D	48	DARREN VAN IMPE*	16	1	2	3	8	14	0	0	1	0	13	7.7
RW	24	STEVEN KING	7	2	0	2	-1	15	1	0	1	0	5	40.0
G	35	M. SHTALENKOV	30	0	2	2	0	2	0	0	0	0	0	.0
C	15	VIACHESLAV BUTSAYEV	7	1	0	1	-4	0	0	0	0	0	9	11.1
RW	28	DWAYNE NORRIS*	3	0	1	1	0	2	0	0	0	0	3	.6
LW	40	JEREMY STEVENSON*	3	0	1	1	1	12	0	0	0	0	1	.0
C	54	SEAN PRONGER*	7	0	1	1	0	6	0	0	0	0	3	.0
D	23	JASON MARSHALL*	24	0	1	1	3	42	0	0	0	0	9	.0
C	27	JOHN LILLEY	1	0	0	0	-1	0	0	0	0	0	0	.0
D	6	DON MCSWEEN	4	0	0	0	0	4	0	0	0	0	1	.0
D	44	OLEG MIKULCHIK	8	0	0	0	-2	4	0	0	0	0	0	.0
G	31	GUY HEBERT	59	0	0	0	0	6	0	0	0	0	0	.0

NO.	GOALTENDER	GP	MIN	GAA	W-L-T	EN	SO	GA	SHOTS	SV%	G	A	PIM
31	GUY HEBERT	59	3326	2.83	28-23-5	3	4	157	1820	.914	0	0	6
35	M. SHTALENKOV	30	1637	3.12	7-16-3	2	0	85	814	.896	0	2	2
TOTALS		82	4982	2.97	35-39-8	5	4	247	2639	.906	0	2	8

1994-95 FINAL STATISTICS

POS	NO.	PLAYER	GP	G	A	PTS	+/-	PIM	PP	SH	GW	GT	S	PCTG
LW	9	PAUL KARIYA*	47	18	21	39	-17	4	7	1	3	1	134	13.4
C	22	SHAUN VAN ALLEN	45	8	21	29	-4	32	1	1	1	0	68	11.8
C	47	STEPHAN LEBEAU	38	8	16	24	6	12	1	0	2	0	70	11.4
LW	25	TODD KRYGIER	35	11	11	22	1	10	1	0	1	0	90	12.2
RW	16	PETER DOURIS	46	10	11	21	4	12	0	0	4	0	69	14.5
RW	21	PATRIK CARBACK	41	6	15	21	-8	32	0	0	0	0	58	10.3
D	2	BOBBY DOLLAS	45	7	13	20	-3	12	3	1	1	0	70	10.0
C	19	BOB CORKUM	44	10	9	19	-7	25	0	0	1	1	100	10.0
RW	14	JOE SACCO	41	10	8	18	-8	23	2	0	0	0	77	13.0
C	20	STEVE RUCCHIN*	43	6	11	17	7	23	0	0	1	0	59	10.2
RW	26	MIKE SILLINGER (DET)	13	2	6	8	3	2	0	0	0	0	11	10.0
		(ANA)	15	2	5	7	1	6	2	0	0	0	28	7.1
		(TOTAL)	28	4	11	15	4	8	2	0	0	0	39	10.3
D	10	OLEG TVERDOVSKY*	36	3	9	12	-6	14	1	1	0	0	26	11.5
LW	11	VALERI KARPOV*	30	4	7	11	-4	6	0	0	0	0	48	8.3
D	3	JASON YORK* (DET)	10	1	2	3	0	2	0	0	0	0	6	16.7

YEAR-BY-YEAR FINAL STATISTICS

		(ANA)	15	0	8	8	4	12	0	0	0	0	22	.0
		(TOTAL)	25	1	10	11	4	14	0	0	0	0	28	3.6
D	7	MILOS HOLAN*	25	2	8	10	4	14	1	0	1	0	93	2.2
LW	18	GARRY VALK	36	3	6	9	-4	34	0	0	0	0	53	5.7
D	24	TOM KURVERS	22	4	3	7	-13	6	1	0	1	0	44	9.1
C	19	ANATOLI SEMENOV	15	3	4	7	-10	4	2	0	0	0	33	9.1
D	29	RANDY LADOUCEUR	44	2	4	6	2	36	0	0	0	0	42	4.8
D	15	DAVE KARPA (QUE)	2	0	0	0	-1	0	0	0	0	0	1	.0
		(ANA)	26	1	5	6	0	91	0	0	0	0	32	3.1
		(TOTAL)	28	1	5	6	-1	91	0	0	0	0	33	3.0
C	27	JOHN LILLEY*	9	2	2	4	2	5	1	0	0	0	10	20.0
D	4	DAVID WILLIAMS	21	2	2	4	-5	26	0	0	0	1	30	6.7
LW	42	DENNY LAMBERT*	13	1	3	4	3	4	0	0	0	0	14	7.1
D	5	ROBERT DIRK	38	1	3	4	-3	56	0	0	0	0	15	6.7
LW	8	TIM SWEENEY	13	1	1	2	-3	2	0	0	0	0	11	9.1
LW	12	DAVID SACCO*	8	0	2	2	-3	0	0	0	0	0	5	.0
D	3	MARK FERNER	14	0	1	1	-4	6	0	0	0	0	15	.0
LW	32	STU GRIMSON	31	0	1	1	-7	110	0	0	0	0	14	.0
D	48	DARREN VAN IMPE*	1	0	1	1	0	4	0	0	0	0	0	.0
D	23	JASON MARSHALL*	1	0	0	0	-2	0	0	0	0	0	1	.0
D	6	DON MCSWEEN	2	0	0	0	0	0	0	0	0	0	1	.0
G	35	M. SHTALENKOV	18	0	0	0	0	2	0	0	0	0	0	.0
RW	36	TODD EWEN	24	0	0	0	-2	93	0	0	0	0	14	.0
G	31	GUY HEBERT	39	0	0	0	0	2	0	0	0	0	0	.0

* = Rookie

NO.	GOALTENDER	GP	MIN	GAA	W-L-T	EN	SO	GA	SHOTS	SV%	G	A	PIM
31	GUY HEBERT	39	2092	3.13	12-20-4	4	2	109	1132	.904	0	0	2
35	M. SHTALENKOV	18	810	3.63	4-7-1	2	0	49	448	.891	0	0	2
TOTALS		48	2913	3.38	16-27-5	6	2	164	1586	.897	0	0	4

1993-94 FINAL STATISTICS

POS	NO.	PLAYER	GP	G	A	PTS	+/-	PIM	PP	SH	GW	GT	S	PCTG
R	25	TERRY YAKE	82	21	31	52	2	44	5	0	2	0	188	11.2
C	20	BOB CORKUM	76	23	28	51	4	18	3	3	0	1	180	12.8
L	18	GARRY VALK	78	18	27	45	8	100	4	1	5	0	165	10.9
L	8	TIM SWEENEY	78	16	27	43	3	49	6	1	2	0	114	14.0
D	23	BILL HOULDER	80	14	25	39	-18	40	3	0	3	0	187	7.5
R	14	JOE SACCO	84	19	18	37	-11	61	3	1	2	1	206	9.2
L	16	PETER DOURIS	74	12	22	34	-5	21	1	0	1	0	142	8.5
C	22	SHAUN VAN ALLEN	80	8	25	33	0	64	2	2	1	0	104	7.7
C	19	ANATOLI SEMENOV	49	11	19	30	-4	12	4	0	2	0	103	10.7
D	6	SEAN HILL	68	7	20	27	-12	78	2	1	1	0	165	4.2
C	47	STEPHAN LEBEAU (MTL)	34	9	7	16	1	8	4	0	2	1	61	14.8
		(ANA)	22	6	4	10	-5	14	2	0	1	0	37	16.2
		(TOTAL)	56	15	11	26	4	22	6	0	3	1	98	15.3
C	21	PATRICK CARBACK*	73	12	11	23	-8	54	3	0	2	0	81	14.8
D	2	BOBBY DOLLAS	77	9	11	20	20	55	1	0	1	0	121	7.4
D	4	DAVID WILLIAMS	56	5	15	20	8	42	2	0	0	0	74	6.8
L	24	TROY LONEY	62	13	6	19	-5	88	6	0	1	0	93	14.0
R	36	TODD EWEN	76	9	9	18	-7	272	0	0	2	0	59	15.3
D	39	DON MCSWEEN*	32	3	9	12	4	39	1	0	2	0	43	7.0
R	17	STEVEN KING	36	8	3	11	-7	44	3	0	1	0	50	16.0
D	29	RANDY LADOUCEUR	81	1	9	10	7	74	0	0	0	0	66	1.5
C	10	JARROD SKALDE*	20	5	4	9	-3	10	2	0	2	0	25	20.0
D	3	MARK FERNER	50	3	5	8	-16	30	0	0	0	0	44	6.8
R	48	JOHN LILLEY*	13	1	6	7	1	8	0	0	1	0	20	5.0
L	32	STU GRIMSON	77	1	5	6	-6	199	0	0	0	0	34	2.9
D	44	MYLES O'CONNOR	5	0	1	1	0	6	0	0	0	0	7	.0
C	26	ROBIN BAWA	12	0	1	1	-3	7	0	0	0	0	1	.0
C	45	SCOTT MCKAY*	1	0	0	0	0	0	0	0	0	0	1	.0
L	27	LONNIE LOACH	3	0	0	0	-2	2	0	0	0	0	8	.0
D	34	ANATOLI FEDOTOV*	3	0	0	0	-1	0	0	0	0	0	1	.0
L	43	MAXIM BETS*	3	0	0	0	-3	0	0	0	0	0	1	.0
R	33	JIM THOMSON	6	0	0	0	0	5	0	0	0	0	1	.0
G	35	MIKHAIL SHTALENKOV	10	0	0	0	0	0	0	0	0	0	0	.0
G	1	RON TUGNUTT	28	0	0	0	0	2	0	0	0	0	0	.0
G	31	GUY HEBERT	52	0	0	0	0	2	0	0	0	0	0	.0

NO.	GOALTENDER	GP	MIN	GAA	W-L-T	EN	SO	GA	SHOTS	SV%	G	A	PIM
35	MIKHAIL SHTALENKOV*	10	543	2.65	3-4-1	1	0	24	265	.909	0	0	0
31	GUY HEBERT	52	2991	2.83	20-27-3	5	2	141	1513	.907	0	0	2
1	RON TUGNUTT	28	1520	3.00	10-15-1	4	1	76	828	.908	0	0	2
TOTALS		84	5079	2.97	33-46-5	10	3	251	2616	.904	0	0	4

* = Rookie

FIRST GAME

Oct. 8, 1993 vs. the Detroit Red Wings at Honda Center

Result: Detroit 7, Anaheim 2

Attendance: 17,320 (sellout)

Coaches: Head Coach Ron Wilson, Asst. Coaches Al Sims & Tim Army

STARTING LINE-UP:

Goalkeeper - Guy Hebert

Defenseman - Alexei Kasatonov

Defenseman - Randy Ladouceur

Center - Anatoli Semenov

Left Wing - Troy Loney

Right Wing - Terry Yake



Ducks first-ever regular season game at Honda Center

First Goal: Sean Hill (Second period, 4:13 - power play)

First Assists: Bill Houlder & Terry Yake

First Penalty: Sean Hill, holding (First period, 11:31)

First Shot: Sean Hill (First period, 7:50)

First Victory: Oct. 13, 1993 over Edmonton, 4-3, at the Arrowhead Pond, Ron Tugnutt in goal

First Tie: Oct. 15, 1993 vs. Boston, 1-1, at the Arrowhead Pond, Ron Tugnutt in goal

First Road Win: Oct. 19, 1993 @ N.Y. Rangers, 4-2, at Madison Square Garden, Guy Hebert in goal (first-ever road game)

First Road Tie: Jan. 18, 1994 @ Toronto, 3-3, at Maple Leaf Gardens, Guy Hebert in goal

First Overtime Game: Oct. 10, 1993 vs. N.Y. Islanders, 4-3 loss, Ron Tugnutt in goal

First Overtime Win: Dec. 12, 1993 over St. Louis, 2-1, at the Arrowhead Pond, Jarrod Skalde - game winner

First Shutout: Dec. 15, 1993 @ Toronto, 1-0, Guy Hebert in goal (stopped all 38 shots)

First Hat Trick: Oct. 19, 1993 @ N.Y. Rangers (4-2 win) by Terry Yake (3-1=4)

First Hat Trick Against: Apr. 11, 1995 @ Vancouver (5-0 loss) by Pavel Bure (3-0=3)

First Shorthanded Goal: Dec. 15, 1993 @ Toronto (1-0 win) by Tim Sweeney (6:15 third period, game winner)

First Power Play Goal: Oct. 8, 1993 vs. Detroit (7-2 loss) by Sean Hill (4:13 of the second period)

First Game-Winning Goal: Oct. 13, 1993 vs. Edmonton (4-3 win) by Bill Houlder (7:14 of the second period)

First Game-Tying Goal: Jan. 19, 1994 @ Detroit (4-4 tie) by Bob Corkum (12:05 of the second period)

First Empty-Net Goal: Nov. 9, 1993 vs. Dallas in Phoenix (4-2 win) by Bob Corkum (19:31 of the third period)

First 40+ Saves Game: Nov. 19, 1993 @ Vancouver (6-3 win) by Ron Tugnutt (44 saves)

First 40+ Shots Game: Dec. 5, 1993 vs. Tampa Bay (4-2 loss), 41 shots

First 20+ Saves Period: April 8, 1994 @ Edmonton (3-1 win) by Guy Hebert - stopped all 20 shots in the second

First 20+ Shots Period: Jan. 1, 1994 @ Florida (4-2 loss), 26 shots in the third period

First 20-Goal Scorer: Bob Corkum (reached 20 goals on Feb. 16, 1994 vs. Philadelphia)

First 30-Goal Scorer: Paul Kariya (reached 30 goals on Feb. 11, 1996 @ New Jersey)

First 40-Goal Scorer: Paul Kariya (reached 40 goals on Mar. 10, 1996 vs. Los Angeles)

First 50-Goal Scorer: Paul Kariya (reached 50 goals on Apr. 14, 1996 vs. Winnipeg)

First 50-Point Scorer: Bob Corkum (reached 50 points on Mar. 13, 1994 vs. Ottawa)

First 100-Point Scorer: Paul Kariya (reached 100 points on Apr. 7, 1996 @ San Jose)

First Entry Draft Pick: Paul Kariya, fourth overall in the 1993 NHL Entry Draft

First Trade: Acquired Todd Ewen & Patrik Carnback from Montreal in exchange for a 1994 third round Entry Draft Pick on Aug. 10, 1993

First Playoff Game: Apr. 16, 1997 vs. Phoenix (4-2 win)

First Playoff Goal: Teemu Selanne

First Playoff Series Win: 4 games to 3 over Phoenix, 1997 1st Round

First Team Captain: LW Troy Loney, 1993-94

First Player in All-Star Game: D Alexei Kasatonov, 1993-94

First 1st Team NHL All-Star Selection: Paul Kariya, 1995-96

First NHL Award Winner: Paul Kariya, 1995-96 Lady Byng Trophy

MAJOR TRANSACTIONS IN DUCKS HISTORY

MAJOR ANNOUNCEMENTS/BUSINESS TRANSACTIONS/FRONT OFFICE SIGNINGS

Dec. 10, 1992	The National Hockey League announces that The Walt Disney Company has been awarded a conditional expansion franchise to begin play in the 1993-94 season.
Mar. 1, 1993	Tony Tavares is named President of Anaheim Sports, Inc. The new NHL team is officially named the Mighty Ducks of Anaheim. Michael Eisner , Disney's Chairman and Chief Executive Officer, will act as Governor of the NHL team.
Mar. 15, 1993	Announced that the Mighty Ducks will play in the new arena in Anaheim, now known as the Arrowhead Pond of Anaheim.
Mar. 23, 1993	Named Jack Ferreira Vice President/General Manager and Pierre Gauthier Assistant General Manager.
May 18, 1993	Named Kevin Gilmore Director of Hockey Operations.
June 30, 1993	Named Ron Wilson Head Coach.
July 7, 1993	Named David McNab Director of Player Personnel.
July 19, 1993	Named Al Sims and Tim Army Assistant Coaches.
May 15, 1995	Announced an affiliation agreement with the Baltimore Bandits (AHL). Named Pierre Gauthier General Manager of Baltimore and Walt Kyle Head Coach.
Aug. 24, 1995	Named Paddy Jarit Head Athletic Trainer/Physical Therapist.
Sept. 20, 1995	Announced affiliation agreement with the Raleigh IceCaps (ECHL).
Dec. 11, 1995	Announced Assistant General Manager Pierre Gauthier has accepted the position of General Manager for the Ottawa Senators.
Dec. 12, 1995	Named David McNab Assistant General Manager.
June 6, 1996	Announced Assistant Coach Al Sims was leaving the club to become Head Coach of the San Jose Sharks.
July 8, 1996	Named Walt Kyle Assistant Coach.
July 11, 1996	Named Alain Chainey Chief Amateur Scout and Paul Fenton Chief Professional Scout.
July 24, 1996	Named Moe Mantha Head Coach of the Baltimore Bandits (AHL).
July 31, 1996	Announced 1996-97 working agreements with the IHL's Ft. Wayne Komets and Long Beach Ice Dogs .
Oct. 14, 1996	Named Francois Allaire Goaltending Consultant.
May 1, 1997	Signed a three-year working agreement with the Cincinnati Mighty Ducks (AHL).
May 20, 1997	Announced that Head Coach Ron Wilson's contract was not being renewed. Also announced that Assistant Coach Tim Army's contract was not being renewed.
July 14, 1997	Announced that Anaheim Sports, Inc. has entered into a letter of intent regarding a five-year agreement with KRLA Radio (1110 AM) to broadcast Mighty Ducks games.
July 17, 1997	Named Don Hay Assistant Coach.
July 31, 1997	Named Greg Smith Head Athletic Trainer.
Aug. 9, 1997	Named Pierre Pagé Head Coach.
May 28, 1998	Announced that Walt Kyle and Don Hay have been relieved of their duties as assistant coaches and have been offered different positions in the organization.
June 15, 1998	Announced that Head Coach Pierre Pagé has been relieved of his duties.
July 13, 1998	Announced 10-year agreement with Fox Sports West 2 to televise Mighty Ducks hockey.
July 16, 1998	Named Pierre Gauthier President.
July 16, 1998	Agreed to a multi-year radio agreement with XTRA Sports (690 AM) to serve as the club's flagship station.
July 17, 1998	Established working agreement with the Huntington Blizzard (ECHL).
July 21, 1998	Named Craig Hartsburg Head Coach.
Aug. 6, 1998	Announced that Pierre Gauthier has also assumed the duties of general manager.
Aug. 10, 1998	Named Jack Ferreira Vice President of Hockey Operations.
Aug. 12, 1998	Named Newell Brown Assistant Coach.
Aug. 18, 1998	Named George Burnett Assistant Coach.
Aug. 21, 1998	Named Lucien DeBlois Professional Scout.
Dec. 2, 1998	Announced a multi-year extension on the working agreement between the club and the Cincinnati Mighty Ducks (AHL).
Aug. 4, 1999	Named Chris Phillips as Head Trainer.
Jan. 13, 2000	Named Bob Murray as scouting consultant.
Apr. 11, 2000	Announced that Cincinnati Mighty Ducks (AHL) Head Coach Moe Mantha was not being offered a new contract.

May 5, 2000	Announced that Assistant Coach George Burnett was leaving the organization to become the General Manager/Head Coach of the Oshawa Generals of the Ontario Hockey League.
May 17, 2000	Announced that Head Coach Craig Hartsburg agreed to a two-year contract extension.
June 29, 2000	Named Guy Charron Assistant Coach.
July 11, 2000	Named Mike Babcock Head Coach of the Cincinnati Mighty Ducks (AHL).
July 11, 2000	Named Terry Simpson Assistant Coach. Announced that Assistant Coach Newell Brown was leaving the organization to accept a job as associate coach with the Columbus Blue Jackets.
Sept. 7, 2000	Announced that Jack Ferreira was leaving the organization to become the director of player personnel with the Atlanta Thrashers.
Sept. 19, 2000	Announced that Neil Smith would act as a consultant to President/GM Pierre Gauthier .
Dec. 14, 2000	Named Guy Charron Head Coach.
Dec. 22, 2000	Promoted Terry Simpson to Associate Coach. Named Kelly Miller Assistant Coach.
Jan. 5, 2001	Announced that Tom Watt would serve as a special assignment scout for the team.
Apr. 9, 2001	Announced that Guy Charron would not return as head coach.
May 25, 2001	Named Bryan Murray head coach.
June 20, 2001	Announced that Guy Charron would return to the club as an assistant coach.
July 24, 2001	Named Tom Watt Assistant Coach.
Aug. 22, 2001	Named Floyd Smith professional Scout.
Apr. 19, 2002	Announced that President/General Manager Pierre Gauthier was being relieved of his duties.
Apr. 23, 2002	Named Douglas Moss Senior Vice President of Business Operations.
Apr. 29, 2002	Announced a multi-year extension of an affiliation agreement with the Cincinnati Mighty Ducks (AHL).
May 2, 2002	Named Bryan Murray Senior Vice President and General Manager.
May 22, 2002	Named Mike Babcock Head Coach.
June 22, 2002	Named Chuck Fletcher Director of Hockey Operations.
July 11, 2002	Named Lorne Henning and Paul MacLean Assistant Coaches.
July 19, 2002	Named Brad Shaw Head Coach of the Cincinnati Mighty Ducks (AHL).
Aug. 19, 2002	Named Tim Murray Player Personnel Director, Wayne Meier Amateur Scout, Todd Hearty Amateur Scout, Tom Watt Player Development Consultant, Greg Carvel Video/Scouting Coordinator and Sean Skahan Strength and Conditioning Coach.
Oct. 11, 2002	Named Guy Hebert to the newly created position of Alumni Association Director.
Apr. 7, 2003	Named Al Coates Senior Vice President of Business Operations.
Aug. 15, 2003	Extended the contracts of Head Coach Mike Babcock , Assistant Coaches Lorne Henning and Paul MacLean , as well as Goaltending Consultant Francois Allaire . In addition, the club promoted Video/Scouting Coordinator Greg Carvel to Assistant Coach. All five signed one-year extensions.
Aug. 15, 2003	Named Brent Flahr Amateur and Professional Scout. Named Jeff Crisp and Pavel Routa Amateur Scouts.
May 25, 2004	Announced affiliation agreement extension with the Cincinnati Mighty Ducks (AHL).
June 8, 2004	Named Al Coates Interim General Manager, replacing Senior Vice President/General Manager Bryan Murray , who accepted the head coaching position with the Ottawa Senators.
Sept. 14, 2004	Announced extension of affiliation agreement with the San Diego Gulls (ECHL).
Sept. 27, 2004	Named Dan Bylsma Assistant Coach of the Cincinnati Mighty Ducks (AHL).
Sept. 29, 2004	Extended deal with Mighty 1090 AM (two years) as the club's radio flagship station.
May 23, 2005	Announced five-year affiliation agreement with the Portland Pirates (AHL).
Feb. 25, 2005	Henry and Susan Samuelli reach an agreement to buy the Mighty Ducks of Anaheim from the Walt Disney Company.
June 20, 2005	Henry and Susan Samuelli officially assume ownership of the Mighty Ducks of Anaheim.
June 20, 2005	Henry and Susan Samuelli name Michael Schulman Chief Executive Officer, Brian Burke Executive Vice President/General Manager, Tim Ryan Executive Vice President and Chief Operating Officer, Bob Wagner Senior Vice President and Chief Marketing Officer and Mike O'Donnell as Senior Vice President and General Manager of the Arrowhead Pond.
July 6, 2005	Named Steve Obert Vice President of Sales and Marketing.
July 14, 2005	Named Bob Murray Senior Vice President of Hockey Operations.
July 18, 2005	Named Kevin Dineen Head Coach of the Portland Pirates (AHL).

MAJOR TRANSACTIONS IN DUCKS HISTORY

July 20, 2005	Named Rick Paterson Director of Professional Scouting.
Aug. 1, 2005	Named Randy Carlyle Head Coach.
Aug. 10, 2005	Named Dave Farrish Assistant Coach.
Aug. 17, 2005	Named Newell Brown Assistant Coach.
Oct. 3, 2005	Named D Scott Niedermayer captain.
June 22, 2006	Officially changed the franchise name to Anaheim Ducks and unveiled new team colors and logo.
July 11, 2006	Changed weekday game start times to 7:05 p.m.
Aug. 3, 2006	Reached an agreement with AM 830 on flagship partnership.
Dec. 5, 2006	Reached a multi-year contract extension with FSN Prime Ticket through the 2013-14 season.
June 13, 2007	Signed Head Coach Randy Carlyle to a one-year contract extension.
Sept. 4, 2007	Reached a multi-year contract extension with KDOC.
Sept. 12, 2007	Reached a multi-year contract extension with AM 830.
Sept. 28, 2007	Named D Chris Pronger captain.
May 21, 2008	Signed affiliation agreement with the Bakersfield Condors (ECHL).
June 3, 2008	Signed multi-year affiliation agreement with the Iowa Chops (AHL).
June 20, 2008	Named Dave Nonis Senior Advisor of Hockey Operations.
June 24, 2008	Named Chief Executive Officer Michael Schulman Club Governor.
July 23, 2008	Signed Head Coach Randy Carlyle to a two-year contract extension.
Aug. 19, 2008	Named Gord Dineen Head Coach of the Iowa Chops (AHL).
Oct. 7, 2008	Named D Scott Niedermayer captain.
Nov. 12, 2008	Named Bob Murray Executive Vice President/General Manager. Named Brian Burke Special Consultant to CEO Michael Schulman .
Nov. 18, 2008	Named David McNab Senior Vice President of Hockey Operations.
July 28, 2009	Named Pete Peeters Goaltending Consultant.
Oct. 2, 2009	Named D Scott Niedermayer team captain and centers Saku Koivu and Ryan Getzlaf alternate captains.
Mar. 25, 2010	Signed multi-year affiliation agreement with the Syracuse Crunch (AHL).
May 20, 2010	Named Aaron Teats Vice President of Multi-Media & Community Development.
May 21, 2010	Named Mark Holick Head Coach of the Syracuse Crunch (AHL).
June 14, 2010	Named Mike Stapleton Assistant Coach of the Syracuse Crunch (AHL).
June 24, 2010	Named Mike Foligno Assistant Coach.
June 29, 2010	Named Bob Ferguson Assistant General Manager of the Syracuse Crunch (AHL).
July 27, 2010	Signed affiliation agreement with the Elmira Jackals (ECHL).
Oct. 3, 2010	Named C Ryan Getzlaf team captain and right wing Teemu Selanne and center Saku Koivu alternate captains.
Dec. 14, 2010	Signed Head Coach Randy Carlyle to a one-year contract extension. Signed Senior Vice President of Hockey Operations David McNab to a one-year contract extension.
Feb. 25, 2011	Signed Executive Vice President/General Manager Bob Murray to a four-year contract extension.
June 22, 2011	RW Corey Perry named winner of 2010-11 Hart Memorial Trophy.
July 12, 2011	Named Brad Lauer and Marty Wilford Assistant Coaches of the Syracuse Crunch (AHL).
Aug. 8, 2011	Signed Head Coach Randy Carlyle to a three-year contract extension.
Sept. 14, 2011	Renewed affiliation agreement with the Elmira Jackals (ECHL).
Nov. 30, 2011	Named Bruce Boudreau head coach and Brad Lauer assistant coach of the Anaheim Ducks. Relieved Head Coach Randy Carlyle , Assistant Coaches Dave Farrish and Mike Foligno , and Video Coordinator Joe Trotta of their duties.
Dec. 2, 2011	Named Bob Woods Assistant Coach and Joe Piscotty Video Coordinator of the Anaheim Ducks.
June 21, 2012	Signed multi-year affiliation agreement with the Norfolk Admirals (AHL). Named Trent Yawney Head Coach and Marty Wilford Assistant Coach of Norfolk.
Aug. 3, 2012	Named Mike Haviland Associate Coach of Norfolk (AHL).
Aug. 29, 2012	Signed one-year affiliation agreement with the Fort Wayne Komets (ECHL).
June 5, 2013	Announced the retirement of Goaltending Consultant Pete Peeters .
June 10, 2013	Named Dwayne Roloson Goaltending Consultant.
July 9, 2013	Named Jarrod Skalde Assistant Coach of Norfolk (AHL).

Aug. 7, 2013 Signed multi-year affiliation agreement with the Utah Grizzlies (ECHL).

PLAYER TRANSACTIONS/SIGNINGS/RELEASES

June 24, 1993	Selected 24 players from other NHL clubs in the 1993 NHL Expansion Draft
June 26, 1993	Selected 12 prospects in the 1993 NHL Entry Draft, including LW Paul Kariya at fourth overall.
July 22, 1993	Signed LW Peter Douris , D Myles O'Connor and C Shaun Van Allen to free agent contracts.
July 30, 1993	Signed D Scott Chartier to a free agent contract.
Aug. 2, 1993	Signed C Scott McKay & D Mark DeSantis to free agent contracts.
Aug. 16, 1993	Signed LW Denny Lambert to a free agent contract.
Oct. 3, 1993	Selected LW Garry Valk from Vancouver in the 1993 NHL Waiver Draft.
Jan. 12, 1994	Signed D Don McSween to a one-year contract.
Jan. 25, 1994	Signed LW Dean Ewen to a one-year contract.
Jan. 28, 1994	Signed LW Mike Maneluk to a multi-year contract.
Mar. 9, 1994	Signed RW John Lilley to a multi-year contract.
Mar. 31, 1994	Signed Maxim Bets to a multi-year contract.
June 28, 1994	Selected Steve Rucchin with the second overall pick in the 1994 NHL Supplemental Draft. Selected 10 prospects in the 1994 NHL Entry Draft.
July 11, 1994	Signed D Nikolai Tsulygin and RW Valeri Karpov to multi-year contracts.
Aug. 15, 1994	Signed D Oleg Tverдовsky to a multi-year contract.
Sept. 1, 1994	Signed LW Paul Kariya to a multi-year contract.
Sept. 2, 1994	Signed RW Brian Sullivan to a contract.
Sept. 2, 1994	Signed LW Jeremy Stevenson to a multi-year contract.
Sept. 2, 1994	Signed D Darren Van Impe to a contract.
Sept. 17, 1994	Signed D Randy Ladouceur , D Don McSween , G John Tanner , LW Denny Lambert , LW Dean Ewen , and C Shaun Van Allen to multi-year contracts.
Jan. 18, 1995	Signed C Steve Rucchin to a multi-year contract.
Feb. 7, 1995	Signed C Patrik Carnback to a multi-year contract.
Feb. 14, 1995	Signed C Sean Pronger to a multi-year contract.
Feb. 15, 1995	Signed G Bill Horn to a contract.
Apr. 28, 1995	Signed D Brian Corcoran to a multi-year contract.
May 31, 1995	Agreed to terms with C Jarrod Skalde on a one-year contract.
June 7, 1995	Signed C/RW Shaun Van Allen to a three-year contract.
July 7, 1995	Signed D Pavel Trnka to a multi-year contract.
July 8, 1995	Selected seven players in the 1995 NHL Entry Draft, including C Chad Kilger at fourth overall.
July 24, 1995	Signed C Bob Corkum and LW Todd Krygier to multi-year contracts.
July 28, 1995	Agreed to terms with LW Denny Lambert , D Oleg Mikulchik , RW Igor Nikulin G Mike O'Neill and LW Garry Valk on multi-year contracts.
Aug. 1, 1995	Agreed to terms with RW Joe Sacco and D Jason Marshall on multi-year contracts.
Aug. 3, 1995	Agreed to terms with D Alain Deeks and G Byron Penstock on multi-year contracts.
Aug. 9, 1995	Agreed to terms with D Bobby Dollas on a multi-year contract.
Aug. 17, 1995	Agreed to terms with G Mikhail Shtalenkov on a multi-year contract.
Aug. 23, 1995	Signed C/LW Alex Hicks to a multi-year contract.
Sept. 1, 1995	Agreed to terms with G Guy Hebert on a multi-year contract.
Sept. 7, 1995	Agreed to terms with RW Todd Ewen on a one-year contract.
Oct. 20, 1995	Signed C Viacheslav Butsayev to a free-agent contract.
Nov. 3, 1995	Signed RW Dwayne Norris to a free-agent contract.
Jan. 16, 1996	Claimed D Fredrik Olausson off of waivers from the Edmonton Oilers.
Jan. 22, 1996	Signed RW Frank Banham to a multi-year contract.
Mar. 13, 1996	Signed D Fredrik Olausson to a two-year contract.
May 23, 1996	Signed D Dan Trebil to a two-year entry-level contract.
May 30, 1996	Signed D Byron Briske to a three-year entry-level contract.
June 22, 1996	Selected seven players in the 1996 NHL Entry Draft (St. Louis), including D Ruslan Salei at ninth overall.

MAJOR TRANSACTIONS IN DUCKS HISTORY

July 23, 1996	Signed LW Warren Rychel to a three-year contract.
July 31, 1996	Agreed to terms with LW Mike Lederer on an entry-level contract.
Aug. 8, 1996	Agreed to terms with D Jason Marshall on a three-year contract.
Aug. 14, 1996	Signed C/RW Jari Kurri to a one-year contract with a club option year.
Aug. 15, 1996	Signed D Ruslan Salei to a three-year entry-level contract.
Aug. 20, 1996	Signed C Joe Day to a one-year contract.
Aug. 27, 1996	Signed D Adrien Plavsic to a one-year contract.
Sept. 11, 1996	Signed RW Roman Oksuta to a two-year contract.
Sept. 13, 1996	Signed C J.F. Jomphe to a one-year contract.
Sept. 27, 1996	Signed D David Karpa to a one-year contract.
Oct. 2, 1996	Signed RW Barry Niekar to a one-year contract.
Oct. 23, 1996	Signed LW Bob Wren to a one-year contract.
Apr. 4, 1997	Signed C Marc Chouinard and C Matt Cullen to entry-level contracts.
May 30, 1997	Agreed to terms with D Marc Moro on a three-year entry-level contract.
June 21, 1997	Selected eight players in the 1997 NHL Entry Draft, including C Mikael Holmqvist at 18th overall.
June 25, 1997	Signed C Antti Aalto , G Chris Mason and D Lloyd Shaw to entry-level contracts.
July 15, 1997	Agreed to terms with C Espen Knutsen on a one-year contract with a club option year.
July 31, 1997	Signed D J.J. Daigneault to a three-year contract.
Aug. 1, 1997	Signed RW Tomas Sandstrom to a two-year contract.
Aug. 4, 1997	Re-signed C Ted Drury , RW Craig Reichert , LW Jeremy Stevenson and LW Bob Wren to two-year contracts.
Sept. 9, 1997	Re-signed C J.F. Jomphe and C Richard Park to one-year contracts.
Sept. 16, 1997	Re-signed C Sean Pronger to a one-year contract.
Sept. 28, 1997	Selected LW/D Brent Severyn from the Colorado Avalanche in the 1997 NHL Waiver Draft.
Dec. 11, 1997	Signed LW Paul Kariya to a two-year contract.
Apr. 2, 1998	Re-signed RW Teemu Selanne to a two-year contract extension through 2001-02.
May 7, 1998	Claimed LW Eric Lecompte off waivers from Chicago.
May 27, 1998	Exercised the club's option on RW Jeff Nielsen for the 1998-99 season.
June 27, 1998	Selected eight players in the 1998 NHL Entry Draft, including D Vitaly Vishnevski at fifth overall.
July 13, 1998	Signed C Johan Davidsson to a two-year contract.
July 14, 1998	Signed D Terran Sandwith to a one-year contract with an additional year at the club's option.
July 22, 1998	Signed D Scott Ferguson and G Jamie Ram each to one-year contracts with an additional year at the club's option.
July 29, 1998	Signed LW Jay Legault to a three-year entry-level contract.
Aug. 7, 1998	Signed LW Jim McKenzie to a two-year contract.
Aug. 10, 1998	Signed RW Peter LeBoutillier to a two-year contract and LW Eric Lecompte to a one-year contract.
Aug. 27, 1998	Signed G Patrick Lalime to a one-year contract with an additional year at the club's option.
Aug. 28, 1998	Signed free agent D Fredrik Olausson to a two-year contract.
Aug. 31, 1998	Signed D Dan Trebil to a one-year contract with an additional year at the club's option.
Sept. 1, 1998	Signed C Steve Rucchin to a four-year contract.
Sept. 16, 1998	Signed D Pavel Trnka to a one-year contract.
Oct. 5, 1998	Selected D Pascal Trepanier in the 1998 NHL Waiver Draft from Colorado.
Feb. 3, 1999	Agreed to terms with D Pascal Trepanier on a multi-year contract extension.
Feb. 4, 1999	Agreed to terms with G Guy Hebert on a multi-year contract extension.
Mar. 31, 1999	Agreed to terms with G Gregg Naumenko on a multi-year contract.
Apr. 27, 1999	Signed LW Maxim Balmochnykh to an entry-level contract.
June 26, 1999	Selected seven prospects in the 1999 NHL Entry Draft, including D Jordan Leopold at 44th overall.
June 29, 1999	Agreed to terms with C Torrey DiRoberto on an entry-level contract.
June 29, 1999	Agreed to terms with LW Ted Donato on a one-year contract.
June 30, 1999	Agreed to terms with LW Paul Kariya on a three-year contract.
July 1, 1999	Agreed to terms with C/LW Ted Drury and RW Jeff Nielsen on multi-year contracts.
July 9, 1999	Agreed to terms with G Dominic Roussel on a multi-year contract.
July 13, 1999	Agreed to terms with D Vitaly Vishnevski on an entry-level contract.

July 15, 1999	Agreed to terms with D Niclas Havelid on a one-year contract with an additional year at the club's option.
July 28, 1999	Agreed to terms with D Oleg Tverdovsky on a one-year contract.
July 29, 1999	Agreed to terms with C Antti Aalto , LW Mike Lederc , and LW Jeremy Stevenson on one-year contracts.
July 30, 1999	Agreed to terms with RW Frank Banham on a one-year contract and C Bob Wren on a one-year contract with an additional year at the club's option.
Aug. 10, 1999	Agreed to terms with D Jason Marshall on a two-year contract.
Aug. 27, 1999	Agreed to terms with D Pavel Trnka on a three-year contract.
Sept. 4, 1999	Agreed to terms with G Tom Askey on a one-year contract with an additional year at the club's option.
Sept. 4, 1999	Agreed to terms with D Ruslan Salei on a three-year contract.
Sept. 27, 1999	Selected D Ladislav Benysek from the Edmonton Oilers in the 1999 NHL Waiver Draft.
Oct. 1, 1999	Agreed to terms with RW Chad Wagner .
Apr. 3, 2000	Agreed to terms with C Andy McDonald .
May 1, 2000	Agreed to terms with RW Petr Tenkrat on a multi-year contract.
June 2, 2000	Agreed to terms with D Antti-Jussi Niemi on a two-year contract.
June 13, 2000	Agreed to terms with C Jarrett Smith on a multi-year contract.
June 24-25, 2000	Selected five players at the 2000 NHL Entry Draft, including Alexei Smirnov at 12th overall.
July 1, 2000	Agreed to terms with C German Titov on a multi-year contract.
July 5, 2000	Agreed to terms with RW Jim Cummins on a one-year contract with an additional year at the club's option.
July 6, 2000	Agreed to terms with D Peter Podhradsky on a three-year contract.
July 13, 2000	Agreed to terms on contracts with RW Dan Bylsma , D Dean Malkoc & LW Kevin Sawyer .
July 14, 2000	Agreed to terms with C Jonas Ronnqvist on a two-year contract.
July 20, 2000	Agreed to terms with D Chris O'Sullivan on a one-year contract.
July 25, 2000	Agreed to terms with LW Marty McInnis and C Marc Chouinard on one-year contracts.
July 27, 2000	Agreed to terms with LW Mike Lederc on a one-year contract.
July 31, 2000	Agreed to terms with G Jean-Sebastien Giguere on a one-year contract.
Aug. 7, 2000	Agreed to terms with D Patrick Traverse on a one-year contract.
Aug. 11, 2000	Agreed to terms with RW Ladislav Kohn on a one-year contract.
Aug. 16, 2000	Agreed to terms with C Antti Aalto on a one-year contract.
Sept. 5, 2000	Agreed to terms with C Matt Cullen on a one-year contract.
Sept. 15, 2000	Agreed to terms with D Oleg Tverdovsky on a three-year contract.
Dec. 7, 2000	Agreed to terms with D Mike Crowley on a one-year contract with an additional year at the club's option.
Mar. 8, 2001	Agreed to terms with RW Marty McInnis on a three-year contract extension.
June 11, 2001	Exercised one-year contract options on LW Dan Bylsma and RW Jim Cummins .
June 14, 2001	Exercised one-year contract option on G Steve Shields .
June 23-24, 2001	Selected 11 players at the 2001 NHL Entry Draft, including LW Stanislav Chistov at fifth overall.
July 3, 2001	Agreed to terms with D Jason York on a three-year contract.
July 12, 2001	Agreed to terms with LW Timo Parssinen on a one-year contract.
July 20, 2001	Agreed to terms with LW Mike Lederc on a two-year contract.
July 27, 2001	Agreed to terms with free agent D Drew Bannister on a one-year contract.
July 30, 2001	Agreed to terms with C Marc Chouinard on a one-year contract with an additional year at the club's option.
July 31, 2001	Agreed to terms with C Matt Cullen and G Gregg Naumenko on one-year contracts.
Aug. 1, 2001	Agreed to terms with D Aris Brimanis on a one-year contract.
Aug. 14, 2001	Agreed to terms with D Brian White on a one-year contract with an additional year at the club's option.
Aug. 17, 2001	Agreed to terms with G Jean-Sebastien Giguere on a two-year contract.
Aug. 23, 2001	Agreed to terms with LW Jeff Friesen on a two-year contract.
Sept. 4, 2001	Agreed to terms with D Niclas Havelid on a two-year contract.
Dec. 20, 2001	Agreed to terms with RW Dan Bylsma on a two-year contract extension with an additional year at the club's option.
June 6, 2002	Agreed to terms with D Mark Popovic and D Kurt Sauer .
June 22-23, 2002	Selected eight players at the 2002 NHL Entry Draft, including RW Joffrey Lupul at seventh overall.
June 26, 2002	Exercised one-year contract options on C Marc Chouinard and LW Kevin Sawyer .

MAJOR TRANSACTIONS IN DUCKS HISTORY

July 1, 2002	Agreed to terms with C Adam Oates on a one-year contract with an additional year at the club's option.
July 2, 2002	Agreed to terms with D Vitaly Vishnevski on a one-year contract.
July 8, 2002	Agreed to terms with RW Cory Pecker on a three-year entry-level contract.
July 12, 2002	Agreed to terms with D Fredrik Olausson on a one-year contract with an additional year at the club's option.
July 15, 2002	Agreed to terms on contracts with G Martin Gerber (one year with an additional year at the club's option), D Jan Tabacek and C Tony Martensson (both two-year entry-level contracts).
July 17, 2002	Agreed to terms with D Todd Reirden and C Jason Krog on two-year entry-level contracts.
July 19, 2002	Agreed to terms with D Pavel Trnka on a two-year contract.
July 22, 2002	Agreed to terms with C Samuel Pahlsson and D Chris O'Sullivan on one-year contracts.
July 24, 2002	Agreed to terms with RW Rob Valicevic and G Jean-Francois Damphousse on one-year contracts.
July 31, 2002	Agreed to terms with LW Paul Kariya on a one-year contract.
Aug. 1, 2002	Agreed to terms with C Andy McDonald on a two-year contract.
Aug. 3, 2002	Agreed to terms with C Matt Cullen on a two-year contract.
Aug. 6, 2002	Agreed to terms with D Ruslan Salei on a two-year contract.
Aug. 22, 2002	Agreed to terms on contracts with D Josh DeWolf (one-year), C Brian Gornick (two-year, entry-level), C Nick Smith (one-year), LW Francis Belanger (one-year), and LW Cam Severson (one-year).
Aug. 26, 2002	Agreed to terms with C Steve Rucchin on a four-year contract.
Nov. 13, 2002	Agreed to terms with RW Joffrey Lupul on a three-year entry-level contract.
Dec. 26, 2002	Agreed to terms with C Joel Perreault on a three-year entry-level contract.
Apr. 1, 2003	Agreed to terms with LW Chris Kunitz on a two-year entry-level contract.
Apr. 29, 2003	Agreed to terms with C Michael Holmqvist on a one-year entry-level contract.
May 6, 2003	Agreed to terms with RW George Davis on a three-year entry-level contract.
May 22, 2003	Agreed to terms with C Pierre Parenteau on a three-year entry-level contract.
June 1, 2003	Agreed to terms with C Igor Pohanka and C Joel Stepp on three-year entry-level contracts.
June 21-22, 2003	Selected nine players at the 2003 NHL Entry Draft, including C Ryan Getzlaf with at 19th overall.
June 26, 2003	Signed D Chris Armstrong to a one-year contract with a second year at the club's option.
July 15, 2003	Agreed to terms with LW Mike Lederer on a two-year contract, and LW Cam Severson on a one-year contract.
July 17, 2003	Agreed to terms with C Vaclav Prospal on a five-year contract.
July 19, 2003	Agreed to terms with C Sergei Fedorov on a five-year contract.
July 21, 2003	Agreed to terms with C Nick Smith on a one-year contract, and D Sheldon Brookbank on a two-year entry-level contract.
July 22, 2003	Agreed to terms with D/LW Lance Ward and C Samuel Pahlsson on two-year contracts.
July 23, 2003	Agreed to terms on a one-year contract with D Vitaly Vishnevski , G Eddie Ferhi on a two-year entry-level contract and D Juha Allen on a three-year entry-level contract. Also exercised the one-year contract option on G Martin Gerber .
July 25, 2003	Agreed to terms with D Mike Mottau on a one-year contract, LW Casey Hankinson on a one-year contract and LW Garrett Burnett on a one-year contract.
Aug. 6, 2003	Agreed to terms with D Niclas Havelid on a three-year contract.
Aug. 29, 2003	Signed C Keith Aucoin on a one-year contract.
Sept. 9, 2003	Signed LW Craig Johnson to a one-year contract.
Sept. 10, 2003	Signed G Jean-Sebastien Giguere to a four-year contract.
Sept. 14, 2003	Signed LW Petr Sykora to a three-year contract.
Oct. 3, 2003	Selected D Todd Simpson in the NHL Waiver Draft.
Oct. 8, 2003	Signed D Shane O'Brien to a three-year entry-level contract.
Mar. 25, 2004	Agreed to terms with forward Curtis Glencross on a three-year entry-level contract.
May 12, 2004	Agreed to terms with forward Dustin Penner on a three-year entry-level contract.
June 7, 2004	Agreed to terms with D Aaron Rome on a three-year entry-level contract.
June 26-27, 2004	Selected eight players at the 2004 NHL Entry Draft, including D Ladislav Smid at ninth overall.
June 28, 2004	Agreed to terms with C Andy McDonald on a two-year contract.
June 30, 2004	Exercised two-year contract option on D Keith Carney .
July 8, 2004	Agreed to terms with G Ilya Bryzgalov on a one-year contract with an additional year at the club's option.
July 9, 2004	Agreed to terms with LW Garrett Burnett on a one-year contract with an additional year at the club's option.

July 12, 2004	Agreed to terms with D Vitaly Vishnevski on a two-year contract.
July 16, 2004	Agreed to terms with RW Michael Holmqvist on a one-year contract.
July 31, 2004	Agreed to terms with RW Rob Niedermayer on a one-year contract.
Aug. 2, 2004	Agreed to terms with D Kurtis Foster on a one-year contract.
Aug. 9, 2004	Signed D Ruslan Salei to a one-year contract as a result of an arbitrator's decision.
Sept. 1, 2004	Signed C Zenon Konopka to a two-year contract.
Sept. 8, 2004	Signed C Tim Brent to a three-year contract.
Sept. 15, 2004	Signed C Ryan Getzlaf and RW Corey Perry to three-year entry-level contracts.
July 28, 2005	Exercised option (one year) on G Ilya Bryzgalov and agreed to terms with D Nathan Saunders on a three-year contract.
July 29, 2005	Signed D Sandis Ozolinsh to two-year contract.
July 30, 2005	Selected six players in the NHL Entry Draft, including RW Bobby Ryan at second overall.
Aug. 4, 2005	Signed Rob Niedermayer and Scott Niedermayer to four-year contracts.
Aug. 8, 2005	Signed D Jason Marshall to a one-year contract.
Aug. 11, 2005	Signed LW Mike Lederer and D Joe DiPenta to one-year contracts.
Aug. 12, 2005	Signed LW Travis Moen and LW Chris Kunitz to one-year contracts.
Aug. 15, 2005	Signed D Mark Popovic to a one-year contract.
Aug. 19, 2005	Signed RW Shane Hynes to a three-year contract.
Aug. 22, 2005	Signed RW Teemu Selanne to a one-year contract.
Aug. 24, 2005	Signed C Samuel Pahlsson to a two-year contract and D Ladislav Smid to a three-year contract.
Aug. 25, 2005	Agreed to terms with RW Craig Adams on a one-year contract.
Aug. 26, 2005	Signed D Jordan Smith to a three-year contract.
Aug. 30, 2005	Signed D Kent Huskins and C Geoff Peters to one-year contracts.
Sept. 7, 2005	Signed D Ruslan Salei to a one-year contract.
Sept. 12, 2005	Signed C Aaron Gavey to a one-year contract.
Sept. 14, 2005	Signed D Brett Festerling to a three-year entry-level contract.
Sept. 29, 2005	Signed G Michael Wall to a three-year entry-level contract.
Oct. 18, 2005	Claimed LW Chris Kunitz off waivers from Atlanta and assigned him to Portland (AHL).
Nov. 21, 2005	Claimed C Todd Marchant off waivers from Columbus.
Nov. 28, 2005	Signed G Nathan Marsters (two-year) and C Ryan Shannon (two-year entry-level) to contracts.
Mar. 8, 2006	Signed RW Bobby Ryan to a three-year entry-level contract.
Apr. 1, 2006	Signed G David McKee to a two-year entry-level contract.
May 4, 2006	Signed LW Drew Miller to a two-year entry-level contract.
May 31, 2006	Signed LW Bjorn Melin to a one-year entry-level contract.
June 13, 2006	Signed RW Teemu Selanne to a one-year contract.
June 14, 2006	Signed LW Travis Moen to a one-year contract.
June 19, 2006	Signed D Joe DiPenta to a one-year contract.
June 24, 2006	Selected five players at 2006 NHL Entry Draft, including D Mark Mitera at 19th overall.
June 30, 2006	Signed C Geoff Peters to a two-year contract.
July 5, 2006	Signed C Andy McDonald to a three-year contract.
July 10, 2006	Signed LW Stanislav Chistov to a two-year contract.
July 11, 2006	Signed RW Colby Genoway and D Clay Wilson to two-year entry-level contracts.
July 12, 2006	Signed C Ryan Carter to a two-year entry-level contract.
July 13, 2006	Signed G Michael Leighton to a one-year contract.
July 14, 2006	Signed RW Shawn Thornton and RW Pierre Parenteau to one-year contracts.
July 20, 2006	Signed LW Chris Kunitz to a two-year contract.
July 27, 2006	Signed D Kent Huskins to a one-year contract and C Petteri Wirtanen to a three-year entry-level contract.
July 27, 2006	Signed D Vitaly Vishnevski to a one-year contract.
Aug. 2, 2006	Signed D Brian Salcido to a three-year entry-level contract.
Aug. 3, 2006	Re-signed D Shane O'Brien to a one-year contract.
Aug. 10, 2006	Signed C Travis Green to a one-year contract.

MAJOR TRANSACTIONS IN DUCKS HISTORY

Aug. 15, 2006	Signed D Ian Moran to a one-year contract.
Aug. 16, 2006	Signed D Francois Beauchemin to a two-year contract extension.
Aug. 28, 2006	Signed D Bruno St. Jacques to a one-year contract.
Sept. 6, 2006	Signed G Ilya Bryzgalov to a two-year contract.
Oct. 7, 2006	Signed C Zenon Konopka to a two-year contract.
Oct. 8, 2006	Signed C Samuel Pahlsson to a two-year contract extension.
Nov. 30, 2006	Signed D Brendan Mikkelsen to a three-year entry-level contract.
Dec. 19, 2006	Signed G J.P. Levasseur to a three-year entry-level contract.
Feb. 23, 2007	Signed RW Mike Hoffman to a two-year entry-level contract.
Mar. 16, 2007	Signed LW Bobby Bolt to a three-year entry-level contract.
Mar. 28, 2007	Signed C Ryan Dingle to a two-year entry-level contract.
May 16, 2007	Signed C Andrew Ebbett to a one-year entry-level contract.
May 25, 2007	Signed G Jonas Hiller to a one-year entry-level contract.
June 12, 2007	Signed LW Travis Moen and RW George Parros to two-year contract extensions.
June 21, 2007	Signed G Jean-Sebastien Giguere to a multi-year contract extension.
June 22-23, 2007	Selected eight players in the 2007 NHL Entry Draft, including C Logan MacMillan at 19th overall.
June 23, 2007	Signed D Sean O'Donnell and D Kent Huskins to two-year contract extensions.
July 1, 2007	Signed D Mathieu Schneider to a two-year contract.
July 2, 2007	Signed RW Todd Bertuzzi to a two-year contract.
July 3, 2007	Signed LW Brad May to a two-year contract.
July 4, 2007	Signed D Maxim Kondratiev to a one-year contract.
July 5, 2007	Signed D Shane Hnidy to a two-year contract.
July 12, 2007	Signed D Joe Callahan to a one-year contract.
July 12, 2007	Signed C Brandon Segal to a two-year contract.
July 16, 2007	Signed D Aaron Rome to a one-year contract.
July 18, 2007	Signed LW Jason King , LW Dan LaCouture and D Brett Skinner to one-year contracts.
Aug. 14, 2007	Signed D Joe DiPenta to a one-year contract.
Aug. 28, 2007	Signed LW Chris Kunitz to a four-year contract extension.
Nov. 20, 2007	Signed C Ryan Getzlaf to a five-year contract extension.
Dec. 10, 2007	Signed D Bruno St. Jacques to a one-year contract.
Jan. 28, 2008	Signed RW Teemu Selanne to a one-year contract.
Apr. 29, 2008	Signed C Ryan Carter to a three-year contract.
Apr. 30, 2008	Signed LW Matt Beleskey , RW Jason Bailey and D John de Gray to three-year entry-level contracts.
June 10, 2008	Acquired a third-round selection in the 2008 NHL Entry Draft from Minnesota in exchange for D Marc-Andre Bergeron .
June 11, 2008	Signed G Jonas Hiller and C Andrew Ebbett to two-year contract extensions.
June 20-21, 2008	Selected 10 players in the 2008 NHL Entry Draft, including D Jake Gardiner at 17th overall.
June 25, 2008	Signed C Brian Sutherby to a one-year contract extension.
July 1, 2008	Signed RW Corey Perry to a five-year contract.
July 2, 2008	Signed D Stu Bickel to a three-year entry-level contract.
July 7, 2008	Signed G David LeNeveu to a one-year contract.
July 8, 2008	Signed C Brendan Morrison to a one-year contract.
July 11, 2008	Signed D Steve Montador to a one-year contract and D Brennan Evans to a two-year contract.
July 15, 2008	Signed C Logan MacMillan to a three-year entry-level contract.
July 22, 2008	Signed LW Josh Green , C Eric Boguniecki and LW Troy Bodie to one-year contracts, and LW Ryan Donally to a two-year contract.
Aug. 27, 2008	Signed LW Joakim Lindstrom to a one-year contract.
Sept. 19, 2008	Signed LW Drew Miller to a two-year contract.
Sept. 22, 2008	Signed C Maxime Macenauer and D Eric Regan to three-year entry-level contracts.
Oct. 4, 2008	Claimed D Nathan McLver off waivers from Vancouver.
Oct. 7, 2008	Claimed LW Joakim Lindstrom off waivers from Chicago and assigned him to Iowa (AHL).
Oct. 23, 2008	Signed D Bret Hedican to a one-year contract.

Dec. 9, 2008	Signed LW Eric Tangradi to a three-year entry-level contract.
Dec. 30, 2008	Signed LW Matt McCue to a three-year entry-level contract.
Jan. 29, 2009	Signed RW George Parros to a three-year contract extension.
Mar. 30, 2009	Signed D Mark Mitera to a three-year entry-level contract.
Mar. 31, 2009	Signed C MacGregor Sharp to a two-year entry-level contract.
Apr. 7, 2009	Signed RW Dan Sexton to a two-year entry-level contract.
June 8, 2009	Signed RW Mike Brown to a two-year contract extension.
June 26-27, 2009	Selected seven players in the 2009 NHL Entry Draft, including C Peter Holland at 15th overall and C Kyle Palmieri at 26th overall.
June 30, 2009	Signed RW Troy Bodie to a two-year contract extension. Signed C Erik Christensen to a one-year contract extension.
July 1, 2009	Signed D Scott Niedermayer to a one-year contract.
July 6, 2009	Signed D Brian Salcido to a one-year contract.
July 7, 2009	Signed C Todd Marchant to a two-year contract.
July 8, 2009	Signed C Saku Koivu to a one-year contract.
July 9, 2009	Signed D Nick Boynton to a one-year contract.
July 10, 2009	Signed D Steve McCarthy to a one-year contract.
July 13, 2009	Signed D James Wisniewski to a one-year contract.
July 15, 2009	Signed C Nicolas Deschamps to a three-year entry-level contract.
July 29, 2009	Signed C Petteri Nokelainen to a one-year contract extension.
Aug. 20, 2009	Signed D Brett Festerling to a two-year contract.
Sept. 4, 2009	Signed D Steve Eminger to a two-year contract.
Oct. 28, 2009	Signed LW Kyle Calder to a one-year contract.
Jan. 11, 2010	Signed G Marco Cousineau to a three-year entry-level contract.
Jan. 30, 2010	Signed G Jonas Hiller to a four-year contract extension.
Mar. 17, 2010	Signed D Jake Newton to a three-year entry-level contract.
Mar. 21, 2010	Signed C Nick Bonino to a two-year entry-level contract.
Mar. 23, 2010	Signed C Rob Bordson to a two-year entry-level contract.
Mar. 31, 2010	Signed D Mat Clark to a three-year entry-level contract.
Apr. 2, 2010	Signed C Peter Holland to a three-year entry-level contract.
May 6, 2010	Signed LW Josh Brittain to a three-year entry-level contract.
May 28, 2010	Signed LW Brandon McMillan to a three-year entry-level contract.
June 2, 2010	Signed D Sheldon Brookbank to a two-year contract extension.
June 18, 2010	Signed C Kyle Chipchura to a one-year contract extension.
June 25-26, 2010	Selected eight players in the 2010 NHL Entry Draft, including D Cam Fowler at 12th overall and RW Emerson Etem at 29th overall.
June 30, 2010	Signed G Jean-Philippe Levasseur to a one-year contract extension.
July 1, 2010	Signed C Saku Koivu to a two-year contract. Signed D Toni Lydman to a three-year contract.
July 2, 2010	Signed C Trevor Smith to a one-year contract.
July 12, 2010	Signed LW Josh Green to a one-year contract.
July 15, 2010	Signed D Brendan Mikkelsen to a one-year contract.
July 21, 2010	Signed D Danny Syvret to a one-year contract.
July 28, 2010	Signed D Cam Fowler to a three-year entry-level contract.
July 30, 2010	Signed D James Wisniewski to a one-year contract.
Aug. 2, 2010	Signed D Andy Sutton to a two-year contract.
Aug. 3, 2010	Signed RW Kyle Palmieri to a three-year entry-level contract.
Aug. 9, 2010	Signed RW Teemu Selanne to a one-year contract.
Sept. 14, 2010	Signed LW Bobby Ryan to a five-year contract.
Sept. 16, 2010	Signed D Paul Mara to a one-year contract.
Sept. 17, 2010	Signed LW Matt Beleskey to a two-year contract extension.
Oct. 11, 2010	Signed D Andreas Lilja to a one-year contract.
Oct. 12, 2010	Signed G Igor Bobkov to a three-year entry-level contract.

MAJOR TRANSACTIONS IN DUCKS HISTORY

Dec. 29, 2010	Signed RW Devante Smith-Pelly to a three-year entry-level contract.
Feb. 7, 2011	Signed G Ray Emery to a one-year contract.
Mar. 8, 2011	Signed D Luca Sbisa to a four-year contract extension.
Mar. 21, 2011	Signed C Rick Schofield to a one-year entry-level contract.
May 6, 2011	Signed G Iiro Tarkki to a one-year entry-level contract.
May 19, 2011	Signed RW Emerson Etem to a three-year entry-level contract.
May 31, 2011	Signed D Sami Vatanen to a three-year entry-level contract.
June 17, 2011	Signed D Nate Guenin to a two-year contract extension.
June 24-25, 2011	Selected seven players in the 2011 NHL Entry Draft, including RW Rickard Rakell at 30th overall.
July 2, 2011	Signed RW Andrew Gordon to a two-year contract extension.
July 5, 2011	Signed D Bryan Rodney to a one-year contract.
July 6, 2011	Signed LW Jean-Francois Jacques to a one-year contract.
July 7, 2011	Signed RW Brian McGrattan to a one-year contract.
July 11, 2011	Signed RW Dan Sexton to a two-year contract.
July 12, 2011	Signed G Jeff Deslauriers to a two-year contract.
July 14, 2011	Signed D Matt Smaby to a one-year contract.
July 15, 2011	Signed C Nick Bonino to a one-year contract.
July 16, 2011	Signed LW Patrick Maroon to a one-year contract.
July 18, 2011	Signed D Mathieu Carle to a one-year contract.
July 19, 2011	Signed C Andrew Coglian to a three-year contract.
July 20, 2011	Signed C Mark Bell to a one-year contract.
Sept. 15, 2011	Signed RW Teemu Selanne to a one-year contract.
Oct. 12, 2011	Signed RW Troy Bodie to a one-year contract.
Nov. 10, 2011	Claimed C Ben Maxwell off waivers from Winnipeg.
Nov. 14, 2011	Claimed LW Niklas Hagman off waivers from Calgary.
Jan. 20, 2012	Signed D Francois Beauchemin to a three-year contract extension through the 2014-15 NHL season.
Apr. 3, 2012	Signed C Chris Wagner to a three-year entry-level contract.
May 3, 2012	Signed LW John Mitchell to a two-year contract.
May 9, 2012	Signed C Saku Koivu to a one-year contract extension.
May 23, 2012	Signed G Viktor Fasth to a one-year contract.
May 31, 2012	Signed RW Ryan Lasch to a two-year contract.
June 22-23, 2012	Selected eight players in the 2012 NHL Entry Draft, including D Hampus Lindholm at sixth overall.
July 1, 2012	Signed D Sheldon Souray to a three-year contract. Signed D Bryan Allen to a three-year contract. Signed RW Brad Staubitz to a two-year contract. Signed D Jordan Hendry to a one-year contract.
July 2, 2012	Signed RW Rickard Rakell to a three-year entry-level contract. Signed D Matt Smaby to a one-year contract.
July 9, 2012	Signed C Corey Elkins to a one-year contract.
July 11, 2012	Signed G Frederik Andersen to a two-year entry-level contract.
July 12, 2012	Signed RW Teemu Selanne to a one-year contract.
July 13, 2012	Signed C Nick Bonino to a two-year contract. Signed D Hampus Lindholm to a three-year entry-level contract.
July 16, 2012	Signed G Marco Cousineau to a one-year contract.
July 20, 2012	Signed C Daniel Winnik to a two-year contract.
Sept. 15, 2012	Signed D Cam Fowler to a five-year contract extension.
Jan. 15, 2013	Signed RW Pierre-Luc Letourneau-Leblond to a one-year contract.
Jan. 16, 2013	Signed RW Troy Bodie , LW Jay Rosehill and D Ryan Parent to one-year contracts.
Feb. 20, 2013	Signed G Viktor Fasth to a two-year contract extension.
Mar. 2, 2013	Signed C Joseph Cramarossa to a three-year, entry-level contract.
Mar. 5, 2013	Signed C Charlie Sarault to a three-year entry-level contract.
Mar. 6, 2013	Signed D Kevin Gagne to a three-year entry-level contract.
Mar. 8, 2013	Signed C Ryan Getzlaf to an eight-year contract extension.
Mar. 18, 2013	Signed RW Corey Perry to an eight-year contract extension.
Mar. 21, 2013	Signed LW Patrick Maroon two a two-year contract extension.

Mar. 24, 2013	Signed RW Radek Dvorak to a one-year contract.
Apr. 4, 2013	Signed F Steven Whitney to a two-year entry-level contract.
Apr. 5, 2013	Signed D Andrew O'Brien to a three-year entry-level contract.
Apr. 10, 2013	Signed LW John Kurtz to a one-year entry-level contract.
Apr. 16, 2013	Signed C Antoine Laganeire to a two-year entry-level contract.
May 20, 2013	Signed C William Karlsson to a three-year entry-level contract.
May 22, 2013	Signed D Stefan Warg to a two-year entry-level contract.
June 27, 2013	Signed D Ben Lovejoy to a three-year contract extension.
June 30, 2013	Selected five players in the 2013 NHL Entry Draft, including D Shea Theodore at 26th overall.
July 5, 2013	Signed C Saku Koivu to a one-year contract extension.
July 7, 2013	Signed LW Matt Beleskey to a two-year contract extension.
July 9, 2013	Signed RW Zach Stortini to a one-year contract.
July 9, 2013	Signed D Nolan Yonkman to a one-year contract.
July 10, 2013	Signed D Alex Grant to a one-year contract.
July 15, 2013	Signed D Mat Clark to a one-year contract.
July 16, 2013	Signed LW Dustin Penner to a one-year contract.
July 26, 2013	Signed RW Kyle Palmieiri to a three-year contract.
Aug. 20, 2013	Signed D Mark Fistric to a one-year contract.
Aug. 30, 2013	Signed RW Teemu Selanne to a one-year contract.

ALL-TIME TRADES IN TEAM HISTORY

Aug. 10, 1993	Acquired RW Todd Ewen and C Patrik Carnback from Montreal in exchange for a third-round selection in the 1994 NHL Entry Draft.
Feb. 20, 1994	Acquired C Stephan Lebeau from Montreal in exchange for G Ron Tugnutt .
Feb. 21, 1994	Acquired G John Tanner from Quebec in exchange for a fourth-round selection in the 1995 NHL Entry Draft.
Mar. 21, 1994	Acquired LW Maxim Bets and a sixth-round selection in the 1995 NHL Entry Draft from the St. Louis in exchange for D Alexei Kasatonov .
June 29, 1994	Acquired a third-round selection in the 1994 NHL Entry Draft from Ottawa in exchange for D Sean Hill . Anaheim then dealt that pick to Tampa Bay in exchange for the Lightning's fourth-round pick in the 1995 NHL Entry Draft and a 1994 third-round selection (originally Washington's).
June 29, 1994	Acquired D Tom Kurvers from the New York Islanders in exchange for LW Troy Loney .
July 12, 1994	Acquired D Robert Dirk from Chicago in exchange for a fourth-round selection in the 1995 NHL Entry Draft originally obtained on June 29, 1994 from Tampa Bay.
Aug. 29, 1994	Acquired D Jason Marshall from St. Louis in exchange for D Bill Houlder .
Sept. 2, 1994	Acquired the rights to D Darren Van Impe from the New York Islanders in exchange for a conditional 1995 NHL Entry Draft pick.
Sept. 28, 1994	Acquired RW David Sacco from Toronto in exchange for RW Terry Yake .
Feb. 2, 1995	Acquired LW Todd Krygier from Washington in exchange for a fourth-round selection in the 1996 NHL Entry Draft.
Mar. 8, 1995	Acquired D Milos Holan from Philadelphia in exchange for C Anatoli Semenov .
Mar. 8, 1995	Acquired D David Karpa from Quebec in exchange for a conditional pick in the 1997 NHL Entry Draft.
Apr. 4, 1995	Acquired C/RW Mike Sillinger and D Jason York from Detroit in exchange for LW Stu Grimson , D Mark Ferner and a sixth-round selection in the 1996 NHL Entry Draft.
July 8, 1995	Acquired a sixth-round selection in the 1996 NHL Entry Draft from St. Louis in exchange for a sixth-round pick in the 1995 NHL Entry Draft (originally belonged to St. Louis; acquired in the Alexei Kasatonov deal).
Oct. 30, 1995	Acquired D Bobby Marshall from Calgary in exchange for C Jarrold Skalde .
Jan. 21, 1996	Acquired C Jim Campbell from Montreal in exchange for D Robert Dirk .
Feb. 6, 1996	Acquired LW Chris Herperger and a seventh-round selection in the 1997 NHL Entry Draft from Philadelphia in exchange for C Bob Corkum .
Feb. 7, 1996	Acquired RW Teemu Selanne , the rights to C Marc Chouinard , and a fourth-round selection in the 1996 NHL Entry Draft from Winnipeg in exchange for C Chad Kilger , D Oleg Tverдовsky , and a third-round selection in the 1996 NHL Entry Draft.
Mar. 8, 1996	Acquired G Mike Torchia from Washington in exchange for LW Todd Krygier .

MAJOR TRANSACTIONS IN DUCKS HISTORY

Mar. 15, 1996	Acquired RW Roman Oksiuta from Vancouver in exchange for C Mike Sillinger .
Mar. 19, 1996	Acquired C Anatoli Semenov and the rights to D Mike Crowley from Philadelphia in exchange for RW Brian Wesenberg .
Mar. 20, 1996	Acquired D Ken Baumgartner from Toronto in exchange for a fourth-round selection in the 1996 NHL Entry Draft (originally acquired by Anaheim in the Teemu Selanne trade).
July 1, 1996	Acquired RW Kevin Brown from Ottawa in exchange for LW Mike Maneluk .
Oct. 1, 1996	Acquired the rights to C Espen Knutsen from Hartford in exchange for RW Kevin Brown .
Oct. 1, 1996	Acquired C Ted Drury and the rights to D Marc Moro from Ottawa in exchange for C Shaun Van Allen and D Jason York .
Nov. 18, 1996	Acquired the rights to LW Brian Bellows from Tampa Bay in exchange for a sixth-round selection in the 1997 NHL Entry Draft.
Nov. 19, 1996	Acquired LW Shawn Antoski and D Dmitri Mironov from Pittsburgh in exchange for LW Alex Hicks and D Fredrik Olausson .
Feb. 21, 1997	Acquired D J.J. Daigneault from Pittsburgh in exchange for LW Garry Valk .
Mar. 18, 1997	Acquired C Richard Park from Pittsburgh in exchange for RW Roman Oksiuta .
Mar. 18, 1997	Acquired C Mark Janssens from Hartford in exchange for the rights to LW Bates Battaglia and a fourth-round selection in the 1998 NHL Entry Draft.
Sept. 17, 1997	Acquired RW Scott Young from Colorado in exchange for a third-round selection in the 1998 NHL Entry Draft.
Jan. 9, 1998	Acquired D Drew Bannister from Edmonton in exchange for D Bobby Dollas .
Feb. 6, 1998	Acquired C Travis Green , D Doug Houda and RW Tony Tuzzolino from the New York Islanders in exchange for D J.J. Daigneault , C Mark Janssens and RW Joe Sacco .
Mar. 24, 1998	Acquired D Jamie Pushor and a fourth-round selection in the 1998 NHL Entry Draft from Detroit in exchange for D Dmitri Mironov .
Mar. 24, 1998	Acquired C Josef Marha from Colorado in exchange for LW Warren Rychel and a conditional selection in the 1999 NHL Entry Draft.
Mar. 24, 1998	Acquired the rights to G Patrick Lalime from Pittsburgh in exchange for C Sean Pronger .
June 18, 1998	Acquired LW Jim McKenzie from Phoenix in exchange for C J.F. Jomphe .
Aug. 11, 1998	Acquired LW Stu Grimson and D Kevin Haller from Carolina in exchange for D David Karpa and a fourth-round selection in the 2000 NHL Entry Draft.
Oct. 5, 1998	Acquired G Dominic Roussel from Nashville in exchange for G Chris Mason and D Marc Moro .
Oct. 8, 1998	Traded D Doug Houda to Detroit in exchange for future considerations.
Oct. 27, 1998	Acquired LW Marty McInnis from Chicago in exchange for a fourth-round selection in the 2000 NHL Entry Draft.
Dec. 10, 1998	Acquired a fifth-round selection in the 2000 NHL Entry Draft from Tampa Bay in exchange for D Drew Bannister .
Jan. 28, 1999	Traded C Josef Marha to Chicago in exchange for future considerations.
Mar. 23, 1999	Acquired C Peter Zezel from Vancouver in exchange for future considerations.
Mar. 24, 1999	Announced that the Mar. 23 trade for C Peter Zezel has been voided due to failure of player to report.
June 18, 1999	Acquired LW Ted Donato and the rights to D Antti-Jussi Niemi from Ottawa in exchange for G Patrick Lalime .
June 26, 1999	Acquired D Oleg Tverдовsky from Phoenix in exchange for C Travis Green and a first-round selection (15th overall) in the 1999 NHL Entry Draft.
Sept. 27, 1999	Acquired RW Ladislav Kohn from Atlanta in exchange for an eighth-round selection in the 2000 NHL Entry Draft.
Oct. 29, 1999	Acquired C Tony Hrkac and D Dean Malkoc from the New York Islanders in exchange for C Ted Drury .
Jan. 29, 2000	Acquired C Kip Miller from Pittsburgh in exchange for future considerations.
Mar. 11, 2000	Acquired C Jorgen Jonsson from the New York Islanders in exchange for C Johan Davidsson and future considerations.
Mar. 14, 2000	Acquired RW Ed Ward from Atlanta in exchange for future considerations. Acquired G Corey Hirsch from Nashville in exchange for future considerations. Acquired a fifth-round selection in the 2000 NHL Entry Draft from Pittsburgh in exchange for D Dan Trebil .
May 23, 2000	Acquired a fourth-round selection in the 2000 NHL Entry Draft from the New York Islanders in exchange for the rights to RW Trent Hunter .
May 25, 2000	Acquired a fourth-round selection in the 2001 NHL Entry Draft from Columbus in exchange for the rights to

June 1, 2000	C Espen Knutsen. Acquired a fourth-round selection in the 2000 NHL Entry Draft from Washington in exchange for defenseman D Stephen Peat .
June 10, 2000	Acquired G Jean-Sebastien Giguere from Calgary in exchange for a second-round selection in the 2000 NHL Entry Draft.
June 12, 2000	Acquired D Patrick Traverse from Ottawa in exchange for D Joel Kwiatkowski .
June 12, 2000	Acquired a seventh-round selection in the 2001 NHL Entry Draft from New Jersey in exchange for RW Ed Ward .
June 24, 2000	Acquired a second-round selection in the 2000 NHL Entry Draft from Montreal in exchange for third-, fourth- and fifth-round selections in the 2000 NHL Entry Draft.
June 25, 2000	Acquired the rights to RW Jonathan Hedstrom from Toronto in exchange for sixth- and seventh-round selections in the 2000 NHL Entry Draft.
Sept. 26, 2000	Acquired RW Andrei Nazarov and a second-round selection in the 2001 NHL Entry Draft from Calgary in exchange for the rights to D Jordan Leopold .
Nov. 18, 2000	Acquired C Samuel Pahlsson from Boston in exchange for RW Andrei Nazarov and D Patrick Traverse .
Feb. 9, 2001	Acquired D Sergei Vyshedkevich and G Scott Langkow from Atlanta in exchange for RW Ladislav Kohn .
Mar. 5, 2001	Acquired LW Jeff Friesen , G Steve Shields and future considerations from San Jose in exchange for RW Teemu Selanne .
Mar. 13, 2001	Acquired D Alexei Tezikov and a fourth-round selection in the 2001 NHL Entry Draft from Washington in exchange for D Jason Marshall .
June 19, 2001	Acquired D Keith Carney from Phoenix in exchange for a second-round selection in the 2001 NHL Entry Draft.
July 2, 2001	Acquired LW Denny Lambert from Atlanta in exchange for future considerations.
Nov. 1, 2001	Acquired RW Patric Kjellberg from Nashville in exchange for RW Petr Tenkrat . Acquired RW Sergei Krivokrasov from Minnesota in exchange for a seventh-round selection in the 2002 NHL Entry Draft and future considerations.
Jan. 14, 2002	Acquired C Dave Roche from the New York Islanders in exchange for RW Jim Cummins .
Mar. 5, 2002	Acquired a third-round selection in the 2002 Entry Draft from Boston in exchange for RW Marty McInnis .
Mar. 19, 2002	Acquired RW Ben Guite and RW Bjorn Melin from the New York Islanders in exchange for LW Dave Roche .
June 25, 2002	Acquired a third-round selection in the 2003 Entry Draft from Boston in exchange for G Steve Shields .
July 6, 2002	Acquired RW Petr Sykora , D Mike Commodore , G J.F. Dampousse and RW Igor Pohanka from New Jersey in exchange for D Oleg Tverdokvsky , LW Jeff Friesen and RW Maxim Balmochnykh .
Oct. 23, 2002	Traded D Jason York to Nashville in exchange for future considerations.
Jan. 30, 2003	Acquired D Sandis Ozolinsh and LW/D Lance Ward from Florida in exchange for C Matt Cullen , D Pavel Trnka and a fourth-round selection in the 2003 NHL Entry Draft.
Mar. 11, 2003	Acquired RW Steve Thomas from Chicago in exchange for a fifth-round selection in the 2003 NHL Entry Draft.
Mar. 11, 2003	Acquired C Rob Niedermayer from Calgary in exchange for G J.F. Dampousse and D Mike Commodore .
June 21, 2003	Acquired a first-round selection (28th overall) in the 2003 NHL Entry Draft from Dallas in exchange for the 36th and 54th overall selections in the 2003 NHL Entry Draft.
June 22, 2003	Acquired a fourth-round selection in the 2003 NHL Entry Draft from Nashville in exchange for fourth- and fifth-round selections in the 2003 NHL Entry Draft.
Aug. 12, 2003	Traded LW Travis Brigley to Colorado in exchange for future considerations.
Jan. 17, 2004	Traded D Todd Reirden to Phoenix for future considerations.
Feb. 4, 2004	Acquired LW Petr Schastlivy from Ottawa in exchange for D Todd Simpson .
Feb. 21, 2004	Acquired D Martin Skoula from Colorado in exchange for D Kurt Sauer .
June 18, 2004	Acquired D Tomas Malec and a third-round selection in the 2004 Entry Draft from Carolina in exchange for G Martin Gerber .
June 26, 2004	Acquired D Kurtis Foster from Atlanta in exchange for D Niclas Havelid .
Aug. 16, 2004	Acquired a second-round selection in the 2005 NHL Entry Draft from Tampa Bay in exchange for LW Vadav Prospal .
July 29, 2005	Acquired LW Todd Fedoruk from Philadelphia in exchange for a second-round selection in the 2005 NHL Entry Draft.
July 30, 2005	Acquired LW Travis Moen from Chicago in exchange for RW Michael Holmqvist .
Aug. 23, 2005	Acquired a conditional selection in the 2007 NHL Entry Draft from Phoenix in exchange for LW Mike Lederer .
Aug. 23, 2005	Acquired LW Trevor Gillies and a conditional selection in the 2007 NHL Entry Draft from the New York Rangers in exchange for C Steve Ruchin .
Aug. 25, 2005	Acquired LW Kip Brennan from Atlanta in exchange for D Mark Popovic .

MAJOR TRANSACTIONS IN DUCKS HISTORY

Oct. 3, 2005	Acquired D Bruno St. Jacques from Carolina in exchange for RW Craig Adams .
Nov. 15, 2005	Acquired C Tyler Wright and D Francois Beauchemin from Columbus in exchange for C Sergei Fedorov and a fifth-round selection in the 2006 NHL Entry Draft.
Jan. 8, 2006	Acquired D Maxim Kondratiev from the New York Rangers in exchange for RW Petr Sykora and a conditional selection in the 2007 NHL Entry Draft.
Mar. 1, 2006	Acquired G Jani Hurne from Atlanta in exchange for C Joel Stepp .
Mar. 9, 2006	Acquired a third-round selection in the 2006 NHL Entry Draft from the New York Rangers in exchange for D Sandis Ozolinsh .
Mar. 9, 2006	Acquired D Brett Skinner and a second-round selection in the 2006 NHL Entry Draft from Vancouver in exchange for D Keith Carney and D Juha Alen . Acquired LW Jeff Friesen from Washington in exchange for a second-round selection in the 2006 NHL Entry Draft. Acquired D Sean O'Donnell from Phoenix in exchange for C Joel Perrault .
July 3, 2006	Acquired D Chris Pronger from Edmonton in exchange for RW Joffrey Lupul , D Ladislav Smid , Anaheim's first-round selection in the 2007 NHL Entry Draft, Anaheim's second-round selection in the 2008 NHL Entry Draft and a conditional draft pick.
Aug. 17, 2006	Acquired a second-round selection in the 2007 NHL Entry Draft, the rights to center Karl Stewart and a conditional draft pick from Atlanta in exchange for D Vitaly Vishnevski .
Nov. 13, 2006	Acquired a third-round selection in either the 2007 or 2008 NHL Entry Draft and the option of exchanging its fourth-round selection for Boston's fourth-round selection in the 2008 NHL Entry Draft from Boston in exchange for LW Stanislav Chistov . Acquired a fourth-round selection in the 2007 NHL Entry Draft and the conditional right to exchange fifth-round selections in the 2007 NHL Entry Draft from Philadelphia in exchange for LW Todd Fedoruk . Acquired RW George Parros and the option to exchange third-round selections in the 2007 Entry Draft from Colorado in exchange for a second-round selection in the 2007 NHL Entry Draft (previously acquired from Atlanta for Vitaly Vishnevski).
Dec. 28, 2006	Acquired G Sebastien Caron , RW Matt Keith and LW Chris Durno from Chicago in exchange for D Bruno St. Jacques and RW Pierre Parenteau .
Jan. 2, 2007	Acquired D Ric Jackman from Florida in exchange for a conditional draft pick.
Jan. 24, 2007	Acquired D Joe Rullier from Vancouver in exchange for RW Colby Genoway .
Jan. 26, 2007	Acquired C Mark Hartigan , RW Joe Motzko and a fourth-round selection in the 2007 NHL Entry Draft from Columbus in exchange for LW Curtis Glencross , C Zenon Konopka and a seventh-round selection in either the 2007 or 2008 NHL Entry Draft.
Jan. 26, 2007	Acquired C Shane Endicott from Nashville in exchange for LW Chris Durno .
Feb. 23, 2007	Acquired future considerations from Dallas in exchange for C Shane Endicott .
Feb. 24, 2007	Acquired G Gerald Coleman and a first-round selection in the 2007 NHL Entry Draft from Tampa Bay in exchange for D Shane O'Brien and a third-round selection in the 2007 NHL Entry Draft.
Feb. 27, 2007	Acquired LW Brad May from Colorado in exchange for G Michael Wall .
Feb. 27, 2007	Acquired D Doug O'Brien from Tampa Bay in exchange for D Joe Rullier .
June 23, 2007	Acquired C Stephen Dixon from Pittsburgh in exchange for C Tim Brent .
June 23, 2007	Acquired LW Jason King and a conditional third-round selection in the 2009 NHL Entry Draft from Vancouver in exchange for RW Ryan Shannon .
June 25, 2007	Acquired C Brandon Segal from Nashville in exchange for future considerations.
Sept. 24, 2007	Acquired C Mark Mowers from Boston in exchange for D Brett Skinner and D Nathan Saunders .
Nov. 15, 2007	Acquired C Geoff Platt from Columbus in exchange for D Aaron Rome and LW Clay Wilson .
Nov. 19, 2007	Acquired C Brian Sutherby from Washington in exchange for Anaheim's second-round selection in the 2009 NHL Entry Draft.
Dec. 14, 2007	Acquired C Doug Weight , LW Michal Birner and a seventh-round selection in the 2008 NHL Entry Draft from St. Louis in exchange for C Andy McDonald .
Jan. 2, 2008	Acquired RW Brandon Bochenski from Boston in exchange for D Shane Hnidy and a sixth-round selection in the 2008 NHL Entry Draft. The two clubs also relinquished the option to exchange fourth-round picks in the 2008 NHL Entry Draft (as part of the Stanislav Chistov deal, Nov. 12, 2006).
Jan. 9, 2008	Acquired RW Darryl Bootland from the New York Islanders in exchange for RW Matt Keith .
Feb. 26, 2008	Acquired D Marc-Andre Bergeron from the New York Islanders in exchange for a third-round selection in the 2008 NHL Draft. Acquired G Jean-Sebastien Aubin from Los Angeles in exchange for a seventh-round selection in the 2008 NHL Entry Draft. Acquired D Jay Leach from Tampa Bay in exchange for RW Brandon Segal and a seventh-round selection in

June 10, 2008	the 2008 NHL Entry Draft. Traded RW Brandon Bochenski to Nashville for future considerations. Acquired a third-round selection in the 2008 NHL Entry Draft from Minnesota in exchange for defenseman Marc-Andre Bergeron .
June 20, 2008	Acquired the 17th and 28th overall selections in the 2008 NHL Entry Draft from Los Angeles in exchange for the 12th overall selection in the 2008 Draft. Later acquired the 35th and 39th overall selections in the 2008 Draft from Phoenix in exchange for the 28th overall selection in the 2008 Draft.
June 21, 2008	Acquired a seventh-round selection in the 2008 NHL Entry Draft from Philadelphia in exchange for Anaheim's seventh-round selection in the 2009 NHL Entry Draft.
July 15, 2008	Acquired LW Joakim Lindstrom from Columbus in exchange for a conditional pick in the 2010 NHL Entry Draft.
Sept. 26, 2008	Acquired D Ken Klee and LWs Brad Larsen and Chad Painchaud from Atlanta in exchange for defenseman Mathieu Schneider .
Sept. 30, 2008	Acquired a conditional draft pick from Los Angeles in exchange for D Sean O'Donnell .
Dec. 3, 2008	Acquired D Logan Stephenson from Phoenix in exchange for LW Joakim Lindstrom .
Dec. 14, 2008	Acquired C David McIntyre and a conditional sixth-round selection in the 2010 NHL Entry Draft from Dallas in exchange for C Brian Sutherby .
Jan. 7, 2009	Acquired a conditional sixth-round selection in the 2010 NHL Entry Draft from Toronto in exchange for LW Bray May .
Feb. 3, 2009	Acquired D Sheldon Brookbank from New Jersey in exchange for C David McIntyre .
Feb. 4, 2009	Acquired RW Mike Brown from Vancouver in exchange for D Nathan McLver .
Feb. 26, 2009	Acquired D Ryan Whitney from Pittsburgh in exchange for LWs Chris Kunitz and Eric Tangradi .
Mar. 4, 2009	Acquired C Petteri Nokelainen from Boston in exchange for D Steve Montador . Acquired C Nick Bonino , G Timo Pielmeier and a conditional fourth-round selection in the 2009 NHL Entry Draft from San Jose in exchange for LW Travis Moen and D Kent Huskins . Acquired D James Wisniewski and C Petri Kontola from Chicago in exchange for C Samuel Pahlsson , D Logan Stephenson and a conditional fourth-round selection in the 2009 NHL Entry Draft. Acquired C Erik Christensen from Atlanta in exchange for C Eric O'Dell .
June 26, 2009	Acquired RW Joffrey Lupul , D Luca Sbisa , a first-round selection in the 2009 NHL Entry Draft, a first-round selection in the 2010 NHL Entry Draft, and a conditional third-round selection in the 2010 NHL Entry Draft from Philadelphia in exchange for D Chris Pronger .
Aug. 10, 2009	Acquired G Justin Pogge from Toronto in exchange for a conditional selection in the 2011 NHL Entry Draft.
Aug. 13, 2009	Acquired RW Evgeny Artyukhin from Tampa Bay in exchange for LW Drew Miller and a third-round selection in the 2010 NHL Entry Draft.
Sept. 4, 2009	Acquired LW Shawn Weller from Ottawa in exchange for RW Jason Bailey .
Sept. 24, 2009	Traded D Steve McCarthy to Atlanta in exchange for future considerations.
Dec. 2, 2009	Acquired C Kyle Chipchura from Montreal in exchange for a fourth-round selection in the 2011 NHL Entry Draft.
Jan. 31, 2010	Acquired LW Jason Blake and G Vesa Toskala from Toronto in exchange for G J.S. Giguere .
Mar. 1, 2010	Acquired D Nathan Oystriick and a conditional selection in the 2011 NHL Entry Draft from Atlanta in exchange for RW Evgeny Artyukhin .
Mar. 2, 2010	Acquired a fourth-round selection in either the 2010 or 2011 NHL Entry Draft in exchange for D Steven Kampfer . Traded D Nick Boynton to Chicago for future considerations.
Mar. 3, 2010	Acquired D Aaron Ward from Carolina in exchange for G Justin Pogge and a fourth-round selection in either the 2010 or 2011 NHL Entry Draft. Acquired D Lubomir Visnovsky from Edmonton in exchange for D Ryan Whitney and a sixth-round selection in the 2010 NHL Entry Draft. Acquired G Curtis McElhinney from Calgary in exchange for G Vesa Toskala . Acquired G Joey MacDonald from Toronto in exchange for a seventh-round selection in the 2011 NHL Entry Draft. Traded C Petteri Nokelainen to Phoenix in exchange for a sixth-round selection in the 2010 NHL Entry Draft.
May 28, 2010	Acquired a sixth-round selection in the 2010 NHL Entry Draft from Pittsburgh in exchange for the rights to G Mattias Modig .
June 26, 2010	Acquired a fifth-round selection in the 2010 NHL Entry Draft from Toronto in exchange for RW Mike Brown .
June 30, 2010	Acquired LW/C Jason Jaffray from Calgary in exchange for LW Logan MacMillan .

MAJOR TRANSACTIONS IN DUCKS HISTORY

July 9, 2010	Acquired LW Aaron Voros and LW Ryan Hilier from the New York Rangers in exchange for D Steve Eminger .
July 19, 2010	Acquired LW Tomas Zaborsky from the New York Rangers in exchange for LW Matt McCue .
July 30, 2010	Acquired a third-round selection in the 2011 NHL Entry Draft from the New York Islanders in exchange for D James Wisniewski .
Nov. 21, 2010	Acquired LW Patrick Maroon and RW David Laliberte from Philadelphia in exchange for D Danny Syvret and C Rob Bordson .
Nov. 23, 2010	Acquired D Nigel Williams from the NY Rangers in exchange for D Stu Bickel .
Nov. 23, 2010	Acquired C Stefan Chaput and RW Matt Kennedy from Carolina in exchange for C Ryan Carter .
Dec. 31, 2010	Acquired C Maxim Lapierre from Montreal in exchange for D Brett Festerling and a fifth-round selection in the 2010 NHL Entry Draft.
Jan. 4, 2011	Acquired D Nate Guenin from Columbus in exchange for C Trevor Smith .
Feb. 9, 2011	Acquired D Francois Beauchemin from Toronto in exchange for RW Joffrey Lupul , D Jake Gardiner and a conditional fourth-round selection in the 2013 NHL Entry Draft.
Feb. 15, 2011	Acquired a conditional seventh-round selection in the 2011 NHL Entry Draft from Toronto in exchange for LW Aaron Voros .
Feb. 16, 2011	Acquired a fifth-round selection in the 2012 NHL Entry Draft from Montreal in exchange for D Paul Mara .
Feb. 17, 2011	Acquired LW Jarkko Ruutu from Ottawa in exchange for a sixth-round selection in the 2011 NHL Entry Draft.
Feb. 24, 2011	Acquired G Dan Ellis from Tampa Bay in exchange for G Curtis McElhinney .
Feb. 27, 2011	Acquired RW Brian McGrattan and D Sean Zimmerman from Boston in exchange for C Stefan Chaput and RW David Laliberte .
Feb. 28, 2011	Acquired C Joel Perrault and a third-round selection in the 2012 NHL Entry Draft from Vancouver in exchange for Maxim Lapierre and C MacGregor Sharp . Acquired LW Brad Winchester from St. Louis in exchange for a third-round selection in the 2012 NHL Entry Draft.
June 24, 2011	Acquired the 30th and 39th overall selections in the 2011 NHL Entry Draft from Toronto in exchange for the 22nd overall selection in the 2011 Draft.
July 1, 2011	Acquired D Kurtis Foster from Edmonton in exchange for D Andy Sutton .
July 12, 2011	Acquired C Andrew Cogliano from Edmonton in exchange for a second-round selection in the 2013 NHL Entry Draft.
July 15, 2011	Acquired D Mathieu Carle from Montreal in exchange for D Mark Mitera .
Oct. 8, 2011	Acquired D Kyle Cumiskey from Colorado in exchange for D Jake Newton and a seventh-round selection in the 2013 NHL Entry Draft.
Dec. 12, 2011	Acquired C Rod Pelley , D Mark Fraser and a seventh-round selection in the 2013 NHL Entry Draft from New Jersey in exchange for D Kurtis Foster and G Timo Pielmeier .
Jan. 3, 2012	Acquired LW Luca Caputi from Toronto in exchange for LW Nicolas Deschamps .
Feb. 13, 2012	Acquired C Riley Holzapfel from Winnipeg in exchange for C Maxime Macenauer .
Feb. 16, 2012	Acquired C Ryan O'Marra from Edmonton in exchange for D Bryan Rodney .
Feb. 27, 2012	Acquired D Sebastian Erixon from Vancouver in exchange for RW Andrew Gordon . Acquired RW Dale Mitchell from Toronto in exchange for D Mark Fraser .
June 22, 2012	Acquired a second-round selection in the 2013 NHL Entry Draft from the New York Islanders in exchange for D Lubomir Visnovsky .
Feb. 6, 2013	Acquired D Ben Lovejoy from Pittsburgh in exchange for a fifth-round selection in the 2014 NHL Entry Draft.
Mar. 11, 2013	Acquired C Kyle Wilson from Tampa Bay in exchange for RW Dan Sexton .
Mar. 15, 2013	Acquired C David Steckel from Toronto in exchange for RW Ryan Lasch and a seventh-round selection in the 2014 NHL Entry Draft.
Apr. 1, 2013	Acquired LW Harry Zolnierczyk from Philadelphia in exchange for LW Jay Rosehill .
Apr. 3, 2013	Acquired C Matthew Lombardi from Phoenix in exchange for LW Brandon McMillan . Traded G Jeff Deslauriers to Minnesota in exchange for future considerations.
June 24, 2013	Acquired D Alex Grant from Pittsburgh in exchange for LW Harry Zolnierczyk , June 24, 2013.
July 5, 2013	Acquired RW Jakob Silfverberg , LW Stefan Noesen and a first-round selection in the 2014 NHL Entry Draft in exchange for LW Bobby Ryan , July 5, 2013.

SEASON	CAPTAIN	ALTERNATE CAPTAINS
1993-94	Troy Loney	Randy Ladouceur, Stu Grimson, Todd Ewen
	Randy Ladouceur	Bob Corkum, Todd Ewen
1995-96	Randy Ladouceur	Paul Kariya, Bobby Dallas, Todd Ewen
1996-97	Paul Kariya	Bobby Dallas, Teemu Selanne
1997-98	Paul Kariya	Teemu Selanne, David Karp
	Teemu Selanne	J.J. Daigneault, Mark Janssens
1998-99	Paul Kariya	Teemu Selanne, Kevin Haller
1999-00	Paul Kariya	Teemu Selanne, Kevin Haller
2000-01	Paul Kariya	Teemu Selanne, Dan Bylsma, Steve Rucchin
2001-02	Paul Kariya	Oleg Tverdokovsky, Steve Rucchin, Dan Bylsma
2002-03	Paul Kariya	Keith Carney, Steve Rucchin
2003-04	Steve Rucchin	Keith Carney, Sergei Fedorov
2005-06	Scott Niedermayer	Rob Niedermayer, Teemu Selanne, Keith Carney, Sergei Fedorov
2006-07	Scott Niedermayer	Rob Niedermayer, Chris Pronger
2007-08	Chris Pronger	Rob Niedermayer, Chris Kunitz
2008-09	Scott Niedermayer	Chris Pronger, Ryan Getzlaf
2009-10	Scott Niedermayer	Ryan Getzlaf, Saku Koivu
2010-11	Ryan Getzlaf	Teemu Selanne, Saku Koivu
2011-12	Ryan Getzlaf	Teemu Selanne, Saku Koivu
2012-13	Ryan Getzlaf	Teemu Selanne, Saku Koivu

SEASON	HEAD COACH	ASSISTANT COACHES
1993-94	Ron Wilson	Al Sims, Tim Army, Brian Hayward
1994-95	Ron Wilson	Al Sims, Tim Army, Brian Hayward
1995-96	Ron Wilson	Al Sims, Tim Army
1996-97	Ron Wilson	Walt Kyle, Tim Army
1997-98	Pierre Page	Walt Kyle, Don Hay
1998-99	Craig Hartsburg	George Burnett, Newell Brown
1999-00	Craig Hartsburg	George Burnett, Newell Brown
2000-01	Craig Hartsburg	Guy Charron, Terry Simpson
	Guy Charron	Terry Simpson, Kelly Miller
2001-02	Bryan Murray	Guy Charron, Tom Watt
2002-03	Mike Babcock	Lorne Henning, Paul MacLean
2003-04	Mike Babcock	Lorne Henning, Paul MacLean, Greg Carvel
2005-06	Randy Carlyle	Dave Farrish, Newell Brown
2006-07	Randy Carlyle	Dave Farrish, Newell Brown
2007-08	Randy Carlyle	Dave Farrish, Newell Brown
2008-09	Randy Carlyle	Dave Farrish, Newell Brown
2009-10	Randy Carlyle	Dave Farrish, Newell Brown
2010-11	Randy Carlyle	Dave Farrish, Mike Foligno
2011-12	Randy Carlyle	Dave Farrish, Mike Foligno
	Bruce Boudreau	Bob Woods, Brad Lauer
2012-13	Bruce Boudreau	Bob Woods, Brad Lauer



Bruce Boudreau



Ryan Getzlaf

YEAR-BY-YEAR LEADERS

GAMES PLAYED

12-13	F. Beauchemin, A. Cogliano, D. Winnik	48
11-12	T. Selanne, R. Getzlaf, B. Ryan, C. Fowler, A. Cogliano, F. Beauchemin	82
10-11	C. Perry, B. Ryan	82
09-10	Corey Perry	82
08-09	S. Niedermayer, C. Pronger	82
07-08	F. Beauchemin, C. Kunitz, S. O'Donnell	82
06-07	T. Selanne, A. McDonald, R. Getzlaf, D. Penner, C. Perry, S. Pahlsson, T. Moen, R. Niedermayer	82
05-06	A. McDonald, S. Niedermayer, S. Pahlsson, V. Vishnevski	82
03-04	S. Pahlsson, V. Prospal, S. Rucchin, R. Salei	82
02-03	N. Havelid, P. Kariya, S. Rucchin, P. Sykora	82
01-02	P. Kariya, M. Leclerc, R. Salei, D. Bylsma, M. Cullen, O. Tverdoksky	82
99-00	Oleg Tverdoksky	82
98-99	Kevin Hailer, Paul Kariya	82
97-98	David Karpa	78
96-97	Jari Kurri	82
95-96	Bobby Dollas, Paul Kariya	82
94-95	Paul Kariya	47
93-94	Joe Sacco	84

POINTS

12-13	Ryan Getzlaf	1534=49
11-12	Teemu Selanne	2640=66
10-11	Corey Perry	5048=98
09-10	Corey Perry	2749=76
08-09	Ryan Getzlaf	2566=91
07-08	Ryan Getzlaf	2458=82
06-07	Teemu Selanne	4846=94
05-06	Teemu Selanne	4050=90
03-04	Sergei Fedorov	3134=65
02-03	Paul Kariya	2556=81
01-02	Paul Kariya	3225=57
00-01	Paul Kariya	3334=67
99-00	Paul Kariya	4244=86
98-99	Teemu Selanne	4760=107
97-98	Teemu Selanne	5234=86
96-97	Teemu Selanne	5158=109
95-96	Paul Kariya	5058=108
94-95	Paul Kariya	1821=39
93-94	Terry Yake	2131=52

GOALS

12-13	Corey Perry, Ryan Getzlaf	15
11-12	Corey Perry	37
10-11	Corey Perry	50*
09-10	Bobby Ryan	35
08-09	Corey Perry	32
07-08	Corey Perry	29
06-07	Teemu Selanne	48
05-06	Teemu Selanne	40
03-04	Sergei Fedorov	31
02-03	Petr Sykora	34
01-02	Paul Kariya	32
00-01	Paul Kariya	33
99-00	Paul Kariya	42
98-99	Teemu Selanne	47
97-98	Teemu Selanne	52
96-97	Teemu Selanne	51

95-96	Paul Kariya	50
94-95	Paul Kariya	18
93-94	Bob Corkum	23

ASSISTS

12-13	Ryan Getzlaf	34
11-12	Ryan Getzlaf	46
10-11	Ryan Getzlaf	57
09-10	Ryan Getzlaf	50
08-09	Ryan Getzlaf	66
07-08	Ryan Getzlaf	58
06-07	Scott Niedermayer	54
05-06	Andy McDonald	51
03-04	Vaclav Prospal	35
02-03	Paul Kariya	56
01-02	Matt Cullen	30
00-01	Oleg Tverdoksky	39
99-00	Teemu Selanne	52
98-99	Paul Kariya	62
97-98	Steve Rucchin	36
96-97	Teemu Selanne	58
95-96	Paul Kariya	58
94-95	Paul Kariya, Shaun Van Allen	21
93-94	Terry Yake	31

DEFENSIVE SCORING

12-13	Francois Beauchemin	618=24
11-12	Cam Fowler	524=29
10-11	Lubomir Visnovsky	1850=68*
09-10	Scott Niedermayer	1038=48
08-09	Scott Niedermayer	1445=59
07-08	Chris Pronger	1231=43
06-07	Scott Niedermayer	1554=69*
05-06	Scott Niedermayer	1350=63
03-04	Niclas Havelid	620=26
02-03	Niclas Havelid	1122=33
01-02	Oleg Tverdoksky	626=32
00-01	Oleg Tverdoksky	1439=53
99-00	Oleg Tverdoksky	1536=51
98-99	Fredrik Olausson	1640=56
97-98	Dmitri Mironov	630=36
96-97	Dmitri Mironov	1234=46
95-96	Bobby Dollas	822=30
94-95	Bobby Dollas	713=20
93-94	Bill Houlder	1425=39

PLUS/MINUS (+/-)

12-13	F. Beauchemin, S. Souray	+19
11-12	Sheldon Brookbank	+11
10-11	Toni Lydman	+32
09-10	Saku Koivu	+14
08-09	Bobby Ryan	+13
07-08	Ryan Getzlaf	+32
06-07	Chris Pronger	+27
05-06	Teemu Selanne	+28
03-04	Martin Skoula	+3
02-03	Samuel Pahlsson, Steve Thomas	+10
01-02	Keith Carney	+14
00-01	Tony Hrkac	0
99-00	Paul Kariya	+22
98-99	Teemu Selanne	+18
97-98	Paul Kariya, Teemu Selanne	+12
96-97	Paul Kariya	+36

95-96	Shaun Van Allen	+13
94-95	Steve Rucchin	+7
93-94	Bobby Dollas	+20

PENALTY MINUTES

12-13	Corey Perry	72
11-12	Corey Perry	127
10-11	George Parros	171
09-10	George Parros	136
08-09	George Parros	135
07-08	George Parros	183
06-07	George Parros	102
05-06	Todd Fedoruk	174
03-04	Garrett Burnett	184
02-03	Kevin Sawyer	115
01-02	Kevin Sawyer	221
00-01	Jim Cummins	167
99-00	Stu Grimson	116
98-99	Stu Grimson	158
97-98	David Karpa	217
96-97	Warren Rychel	218
95-96	Todd Ewen	285
94-95	Stu Grimson	110
93-94	Todd Ewen	272

SHOTS

12-13	Corey Perry	128
11-12	Corey Perry	277
10-11	Corey Perry	290
09-10	Corey Perry	270
08-09	Corey Perry	283
07-08	Corey Perry	200
06-07	Teemu Selanne	257
05-06	Joffrey Lupul	296
03-04	Petr Sykora	277
02-03	Petr Sykora	299
01-02	Paul Kariya	289
00-01	Paul Kariya	230
99-00	Paul Kariya	324
98-99	Paul Kariya	429*
97-98	Teemu Selanne	268
96-97	Paul Kariya	340*
95-96	Paul Kariya	349
94-95	Paul Kariya	134
93-94	Joe Sacco	206

SHOOTING PERCENTAGE

12-13	Andrew Cogliano	16.5%
11-12	Bobby Ryan	15.2%
10-11	Corey Perry	17.2%
09-10	Teemu Selanne	15.6%
08-09	Bobby Ryan	17.8%
07-08	Corey Perry	14.5%
06-07	Teemu Selanne	18.7%
05-06	Teemu Selanne	15.0%
03-04	Steve Rucchin	13.5%
02-03	Kevin Sawyer	18.2%
01-02	German Titov	20.6%
00-01	Steve Rucchin	15.8%
99-00	Steve Rucchin	14.5%
98-99	Stu Grimson	30.0%
97-98	Teemu Selanne	19.4%
96-97	Teemu Selanne	18.7%

YEAR-BY-YEAR LEADERS

20
1993 2013

95-96	Valeri Karpov	21.4%
94-95	Peter Douris	14.5%
93-94	Stephan Lebeau	16.2%

POWER PLAY GOALS

12-13	Corey Perry	5
11-12	Corey Perry	14
10-11	Teemu Selanne	16
09-10	Teemu Selanne	14
08-09	Teemu Selanne	16
07-08	Corey Perry	11
06-07	Teemu Selanne	25*
05-06	Teemu Selanne	18
03-04	Steve Rucchin, Sergei Fedorov	9
02-03	Petr Sykora	15
01-02	Paul Kariya	11
00-01	Paul Kariya	18
99-00	Paul Kariya	11
98-99	Teemu Selanne	25*
97-98	Teemu Selanne	10
96-97	Paul Kariya	15
95-96	Paul Kariya	20
94-95	Paul Kariya	7
93-94	Troy Loney, Tim Sweeney	6

SHORTHANDED GOALS

12-13	Ryan Getzlaf	3
11-12	Bobby Ryan	2
10-11	Corey Perry	4
09-10	Todd Marchant	3
08-09	Todd Marchant	2
07-08	Samuel Pahlsson	3
06-07	Todd Marchant	3
05-06	Samuel Pahlsson	3
03-04	Sergei Fedorov	2
02-03	Eight players	1
01-02	Four players	1
00-01	Paul Kariya	3
99-00	Paul Kariya	3
98-99	Paul Kariya	2
97-98	Joe Sacco, Scott Young	2
96-97	Paul Kariya	3
95-96	Paul Kariya	3
94-95	B. Dallas, P. Kariya, O. Tverdokh, S. Van Allen	1
93-94	Bob Corkum	3

GAME-WINNING GOALS

12-13	Corey Perry, Kyle Palmieri	5
11-12	Corey Perry	6
10-11	Corey Perry	11*
09-10	Saku Koivu	6
08-09	Corey Perry	8
07-08	Chris Kunitz	6
05-06	Andy McDonald	7
03-04	Sergei Fedorov	6
02-03	Niclas Havelid, Petr Sykora	5
01-02	Paul Kariya	8
00-01	Teemu Selanne	5
99-00	Teemu Selanne	6
98-99	Teemu Selanne	7
97-98	Teemu Selanne	10
96-97	Paul Kariya	10*

95-96	Paul Kariya	9
94-95	Peter Douris	4
93-94	Garry Valk	5

OVERTIME GOALS

12-13	Corey Perry	1
11-12	C. Perry, R. Getzlaf	1
10-11	C. Perry, R. Getzlaf, L. Visnovsky	1
	C. Fowler	2
09-10	Saku Koivu	2
08-09	S. Niedermayer	2
07-08	F. Beaudemin, S. Pahlsson	1
	C. Pronger, M. Schneider	2
06-07	Teemu Selanne	2
05-06	S. Niedermayer, J. Hedstrom	1
03-04	Four players	1
02-03	N. Havelid, S. Thomas	2
01-02	M. Leclerc, K. Carney, G. Titov	1
	M. Crowley, N. Havelid, P. Tenkrat, O. Tverdokh	1
99-00	Oleg Tverdokh	2
98-99	Steve Rucchin	1
97-98	J. Sacco, T. Selanne, S. Young	1
96-97	Steve Rucchin	2
95-96	Paul Kariya	3
94-95	Peter Douris, Stephan Lebeau	1
93-94	Garry Valk, Jarrod Skalde	1

HAT TRICKS

12-13	N. Borino, A. Cogliano, K. Palmieri	1
11-12	Corey Perry	2
10-11	Corey Perry	3
09-10	None Recorded	
08-09	Teemu Selanne, Bobby Ryan	1
07-08	Teemu Selanne	1
06-07	Chris Kunitz, Teemu Selanne	1
05-06	Jonathan Hedstrom	1
03-04	Vaclav Prospal	1
02-03	Paul Kariya	1
01-02	Paul Kariya	2
00-01	Paul Kariya	2
99-00	Teemu Selanne	1
98-99	Teemu Selanne	1
97-98	Teemu Selanne	3
96-97	Paul Kariya	2
95-96	Teemu Selanne	2
94-95	None Recorded	
93-94	Terry Yake	1

SAVE PERCENTAGE

12-13	Viktor Fasth	921%
11-12	Jonas Hiller	910%
10-11	Ray Emery	926%
09-10	Jonas Hiller	918%
08-09	Jonas Hiller	919%
07-08	Jean-Sebastien Giguere	922%
06-07	Jean-Sebastien Giguere	918%
05-06	Jean-Sebastien Giguere	911%
03-04	Martin Gerber	918%
02-03	Martin Gerber	929%
01-02	Jean-Sebastien Giguere	920%
00-01	Jean-Sebastien Giguere	911%
99-00	Guy Hebert	908%

98-99	Dominic Roussel	923%
97-98	Guy Hebert	903%
96-97	Guy Hebert	919%
95-96	Guy Hebert	914%
94-95	Guy Hebert	904%
93-94	Ron Tugnutt	908%

GOALS-AGAINST AVERAGE

12-13	Viktor Fasth	2.18
11-12	Jonas Hiller	2.57
10-11	Ray Emery	2.28
09-10	Jonas Hiller	2.73
08-09	Jonas Hiller	2.39
07-08	Jean-Sebastien Giguere	2.12
06-07	Jean-Sebastien Giguere	2.26
05-06	Ilya Bryzgalov	2.51
04-05	Martin Gerber	2.26
03-04	Martin Gerber	1.95
02-03	Jean-Sebastien Giguere	2.13
01-02	Jean-Sebastien Giguere	2.57
00-01	Guy Hebert	2.51
99-00	Guy Hebert	2.42
98-99	Guy Hebert	2.93
97-97	Guy Hebert	2.67
96-96	Guy Hebert	2.83
94-95	Guy Hebert	3.13
93-94	Guy Hebert	2.83

WINS

12-13	Viktor Fasth, Jonas Hiller	15
11-12	Jonas Hiller	29
10-11	Jonas Hiller	26
09-10	Jonas Hiller	30
08-09	Jonas Hiller	23
07-08	Jean-Sebastien Giguere	35
06-07	Jean-Sebastien Giguere	36
05-06	Jean-Sebastien Giguere	30
03-04	Jean-Sebastien Giguere	17
02-03	Jean-Sebastien Giguere	34
01-02	Jean-Sebastien Giguere	20
00-01	Guy Hebert	12
99-00	Guy Hebert	28
98-99	Guy Hebert	29
97-98	Guy Hebert, Mikhail Shtalenkov	13
96-97	Guy Hebert	29
95-96	Guy Hebert	28
94-95	Guy Hebert	12
93-94	Guy Hebert	20

SHUTOUTS

12-13	Viktor Fasth	4
11-12	Jonas Hiller	4
10-11	Jonas Hiller	5
09-10	Jonas Hiller	2
08-09	Jonas Hiller	4
07-08	Jean-Sebastien Giguere	4
06-07	Jean-Sebastien Giguere	4
05-06	Jean-Sebastien Giguere	2
03-04	Jean-Sebastien Giguere	3
02-03	Jean-Sebastien Giguere	8
01-02	Jean-Sebastien Giguere	4
00-01	Jean-Sebastien Giguere	4
99-00	Guy Hebert	4

*LED NHL

YEAR-BY-YEAR LEADERS

98-99	Guy Hebert	6
97-98	Guy Hebert	3
96-97	Guy Hebert	4
95-96	Guy Hebert	4
94-95	Guy Hebert	2
93-94	Guy Hebert	2

DUCKS YEAR-BY-YEAR REAL TIME SCORING LEADERS

(officially kept since the start of the 1998-99 season)

Time On Ice (minutes per game)		
12-13	Francois Beauchemin	23:27
11-12	Francois Beauchemin	25:33
10-11	Lubomir Visnovsky	24:17
09-10	Scott Niedermayer	26:30
08-09	Chris Pronger	26:56
07-08	Chris Pronger	26:00
06-07	Scott Niedermayer	27:30
05-06	Scott Niedermayer	25:30
03-04	Ruslan Salei	23:41
02-03	Keith Carney	22:33
01-02	Oleg Tverdokovsky	22:50
00-01	Oleg Tverdokovsky	24:24
99-00	Paul Kariya	24:21
98-99	Paul Kariya	25:30

SHIFTS PER GAME

12-13	Francois Beauchemin	25.8
11-12	Francois Beauchemin	25.9
10-11	Saku Koivu	27.2
09-10	Scott Niedermayer	27.3
08-09	Chris Pronger	28.9
07-08	Chris Pronger	28.2
06-07	Chris Pronger	27.8
05-06	Scott Niedermayer	26.0

03-04	Steve Rucchin	28.5
02-03	Steve Rucchin	28.4
01-02	Keith Carney	26.1
00-01	Oleg Tverdokovsky	28.4
99-00	Paul Kariya	26.4
98-99	Kevin Haller	27.2

FACEOFF WIN PERCENTAGE

12-13	Saku Koivu	51.4%
11-12	Saku Koivu	52.4%
10-11	Saku Koivu	52.8%
09-10	Ryan Carter	52.5%
08-09	Ryan Getzlaf, Todd Marchant	50.2%
07-08	Samuel Pahlsson	55.0%
06-07	Andy McDonald	55.4%
05-06	Andy McDonald	56.2%
03-04	Jason Krog	58.5%
02-03	Jason Krog	60.4%
01-02	Marc Chouinard	54.9%
00-01	Marc Chouinard	60.9%
99-00	Steve Rucchin	53.4%
98-99	Travis Green	52.8%

TOTAL FACEOFFS TAKEN

12-13	Saku Koivu	851
11-12	Ryan Getzlaf	1,354
10-11	Saku Koivu	1,339
09-10	Ryan Getzlaf	1,124
08-09	Ryan Getzlaf	1,128
07-08	Ryan Getzlaf	1,152
06-07	Samuel Pahlsson	1,523
05-06	Samuel Pahlsson	1,517
03-04	Sergei Fedorov	1,558
02-03	Steve Rucchin	1,613
01-02	Matt Cullen	1,283
00-01	Matt Cullen	1,478

99-00	Steve Rucchin	1,996
98-99	Steve Rucchin	1,845

TOTAL FACEOFF WINS

12-13	Saku Koivu	437
11-12	Saku Koivu	446
10-11	Saku Koivu	707
09-10	Saku Koivu	571
08-09	Ryan Getzlaf	566
07-08	Samuel Pahlsson	586
06-07	Samuel Pahlsson	802
05-06	Samuel Pahlsson	801
03-04	Sergei Fedorov	882
02-03	Steve Rucchin	874
01-02	Matt Cullen	660
00-01	Matt Cullen	710
99-00	Steve Rucchin	1,066
98-99	Steve Rucchin	965

TOTAL FACEOFF LOSSES

12-13	Saku Koivu	414
11-12	Ryan Getzlaf	715
10-11	Ryan Getzlaf	641
09-10	Ryan Getzlaf	591
08-09	Ryan Getzlaf	562
07-08	Ryan Getzlaf	607
06-07	Samuel Pahlsson	721
05-06	Samuel Pahlsson	716
03-04	Sergei Fedorov	676
02-03	Steve Rucchin	739
01-02	Matt Cullen	623
00-01	Matt Cullen	768
99-00	Steve Rucchin	930
98-99	Steve Rucchin	880

ALL-TIME 10 FASTEST GOALS SCORED BY ANAHEIM

(FROM THE START OF A GAME)

TIME	DATE	OPPONENT	GOAL
1. :08	3/9/97	@ COL	Kariya (Rucchin)
2. :16	1/15/97	@ CGY	Rucchin (Selanne, Dallas)
3. :16	1/4/08	vs. CHI	Perry (O'Donnell, Getzlaf)
4. :19	11/3/02	vs. SJ	Christov (Havelid, Leclerc)
5. :19	12/12/10	vs. MIN	Perry (Ryan)
6. :20	1/22/00	@ SJ	Selanne (Trnka)
7. :21	3/9/08	vs. MTL	Marchant (Weight, Bertuzzi)
8. :21	3/2/13	@ PHX	Cogliano (Koivu, Lydman)
9. :22	4/9/95	vs. LA	Holan (Corkum, Sacco)
10. :22	3/24/03	vs. CBJ	Leclerc (Kariya, Rucchin)

ALL-TIME 10 FASTEST GOALS SCORED BY ANAHEIM OPPONENTS

(FROM THE START OF A GAME)

TIME	DATE	OPPONENT	GOAL
1. :09	1/16/94	vs. VAN	Linden (Namestnikov, Babych)
2. :13	10/21/11	vs. DAL	Eriksson (Ott, Benn)
3. :14	2/2/11	vs. SJ	Heatley (Thornton, Murray)
4. :14	10/29/11	@ NSH	Hornqvist (Wilson, Weber)
5. :15	4/1/12	vs. EDM	Hartikainen (Eberle)
6. :17	2/25/01	vs. CBJ	Knutsen (Unassisted)
7. :17	10/15/10	vs. ATL	Stewart (Ladd, Little)
8. :18	1/22/97	vs. NJ	Rolston (Holik, Andrechuk)
9. :21	4/15/06	@ SJ	J. Thornton (Ekman, Cheechoo)
10. :23	12/31/05	@ STL	Mayers (Wideman)

ALL-TIME NUMERICAL ROSTER

20
1993 2013

(All players who have appeared in at least one game entering 2011-12, including which season they played in)

- | | | | |
|----------------------------------|--------------------------------|----------------------------------|-----------------------------------|
| 1 Ron Tugnutt, 93-94 | Marc-Andre Bergeron, 07-08 | Joffrey Lupul, 09-10 | Joffrey Lupul, 10-11 |
| Mike O'Neill, 96-97 | Brendan Morrison, 08-09 | Maxim Lapierre, 10-11 | Brad Winchester, 10-11 |
| Gregg Naumenko, 99-02 | Steve Eminger, 09-10 | Ben Maxwell, 11-12 | Jean-Francois Jacques, 11-12 |
| Jonas Hiller, 07-13 | Andrew Cogliano, 11-13 | Rod Pelley, 11-12 | Matthew Lombardi, 12-13 |
| 2 Bobby Dallas, 93-98 | 8 Tim Sweeney, 93-95 | 15 Steve Rucchin, 94-95 | 20 Bob Corkum, 93-95 |
| Fredrik Olausson, 98-00, 02-03 | Chad Kilger, 95-96 | David Karpa, 94-95 | Steve Rucchin, 94-04 |
| Todd Simpson, 03-04 | Teemu Selanne, 96-01, 06-13 | Viacheslav Butsayev, 95-96 | Maxim Kondratiev, 07-08 |
| Ken Klee, 08-09 | Sandis Ozolins, 02-06 | Dmitri Mironov, 96-98 | Geoff Platt, 07-08 |
| 3 Mark Ferner, 93-94 | Paul Kariya, 94-03 | Tony Hrkac, 99-01 | Ryan Carter, 08-11 |
| Jason York, 95-96 | Bobby Ryan, 08-13 | Jim Cummins, 01-02 | David Steckel, 12-13 |
| Patrick Traverse, 00-01 | 10 Jarrod Skalde, 93-94 | Joffrey Lupul, 03-06 | 21 Patrik Carnback, 93-95 |
| Keith Carney, 01-06 | Oleg Tverdovsky, 94-96, 99-02 | Ryan Getzlaf, 06-13 | Jim Campbell, 95-96 |
| Bret Hedican, 08-09 | Roman Oksiota, 96-97 | 16 Peter Douris, 93-96 | Igor Nikulin, 96-97 |
| Andreas Lilja, 10-11 | Sean Pronger, 97-98 | Warren Rychel, 96-98 | Espen Knutsen, 97-98 |
| 4 David Williams, 93-95 | Josef Marha, 97-99 | Marty McInnis, 98-02 | Scott Ferguson, 98-99 |
| Fredrik Olausson, 95-96 | Jason Krog, 02-04 | George Parros, 06-12 | Ted Donato, 99-00 |
| Jamie Pushor, 97-99 | Corey Perry, 06-13 | 17 Steven King, 93-94 | Dan Byslma, 00-04 |
| Antti-Jussi Nieminen, 01-02 | 11 Valeri Karpov, 94-97 | David Karpa, 95-96 | Sean O'Donnell, 05-08 |
| Lance Ward, 02-04 | Shawn Antoski, 97-98 | Jari Kurri, 96-97 | Sheldon Brookbank, 08-12 |
| Todd Bertuzzi, 07-08 | Matt Cullen, 98-99 | Tomas Sandstrom, 97-99 | 22 Shaun Van Allen, 93-96 |
| Nick Boynton, 09-10 | Kip Miller, 99-00 | Matt Cullen, 99-03 | Ken Baumgartner, 96-97 |
| Aaron Ward, 09-10 | Jeff Friesen, 00-02 | Cam Severson, 03-04 | Brent Severny, 97-98 |
| Cam Fowler, 10-13 | Andy McDonald, 00-01 | Jonathan Hedstrom, 05-06 | Johan Davidsson, 98-00 |
| 5 Robert Dirk, 94-96 | Marc Chouinard, 02-03 | Dustin Penner, 06-07 | Jorgen Jonsson, 99-00 |
| Ruslan Salei, 96-97 | Mathieu Schneider, 07-08 | Brian Sutherby, 07-09 | Jonas Ronnqvist, 00-01 |
| Drew Bannister, 97-98 | Saku Koivu, 09-13 | Petteri Nokelainen, 08-10 | Alexei Smirnov, 02-04 |
| Kevin Haller, 98-00 | 12 David Sacco, 95-96 | Lubomir Visnovsky, 09-12 | Todd Marchant, 05-11 |
| Vitaly Vishnevski, 00-06 | Kevin Todd, 96-98 | 18 Garry Valk, 93-97 | 23 Bill Houlder, 93-94 |
| Ric Jackman, 06-07 | Mike Leclerc, 98-04 | Mark Janssens, 97-98 | Jason Marshall, 94-96, 97-01 |
| Steve Montador, 08-09 | Jeff Friesen, 05-06 | Ted Drury, 98-00 | Brian Bellows, 96-97 |
| Luca Sbisa, 09-13 | Brandon Bochenski, 07-08 | Maxim Balmochnykh, 99-00 | Sergei Krivokrasov, 01-02 |
| 6 Sean Hill, 93-94 | Josh Green, 08-09, 10-11 | Petr Tenkrat, 00-02 | Stanislav Chistov, 02-04 |
| Don McSweeney, 94-96 | Niklas Hagman, 11-12 | Patric Kjellberg, 01-03 | Francois Beauchemin, 05-09, 10-13 |
| Doug Houda, 97-98 | 13 Ted Drury, 96-98 | Mikael Holmqvist, 03-04 | Paul Mara, 10-11 |
| Vitaly Vishnevski, 99-01 | German Titov, 00-02 | Drew Miller, 06-09 | 24 Troy Laney, 93-94 |
| Jason Marshall, 05-06 | Teemu Selanne, 05-06 | Mark Bell, 11-12 | Tom Kurvers, 94-95 |
| Nathan McIver, 08-09 | Mark Hartigan, 06-07 | Radek Dvorak, 12-13 | Steven King, 95-96 |
| Kurtis Foster, 11-12 | Mike Brown, 08-10 | 19 Anatoli Semenov, 93-95 | Ken Baumgartner, 95-96 |
| Ben Lovejoy, 12-13 | Nick Bonino, 12-13 | Bob Corkum, 95-96 | Mark Janssens, 96-97 |
| 7 Alexei Kasatonov, 93-94 | 14 Joe Sacco, 93-98 | Shawn Antoski, 96-97 | Ruslan Salei, 97-06 |
| Milos Holan, 95-96 | Antti Aalto, 98-01 | Jeff Nielsen, 97-00 | Stanislav Chistov, 06-07 |
| Pavel Trnka, 97-03 | Cam Severson, 02-04 | Jim Cummins, 00-01 | Brad May, 06-09 |
| Bruno St. Jacques, 05-06 | Martin Skoula, 03-04 | Andy McDonald, 01-08 | Evgeny Artyukhin, 09-10 |
| Shane Hnidy, 07-08 | Chris Kunitz, 06-09 | Ryan Whitney, 08-10 | Francois Beauchemin, 10-11 |

ALL-TIME NUMERICAL ROSTER

- 25** Terry Yake, 93-94
Todd Krygier, 95-96
Adrian Plavsic, 96-97
Mike Crowley, 98-99, 00-01
Frank Banham, 99-00
Kevin Sawyer, 01-03
Zenon Konopka, 05-06
Chris Pronger, 06-09
Andy Sutton, 10-11
Brad Straubitz, 12-13
- 26** Robin Bawa, 93-94
Mike Sillinger, 95-96
Nikolai Tsulygin, 96-97
Jeremy Stevenson, 99-00
Andrei Nazarov, 00-01
Samuel Pahlsson, 00-09
Erik Christensen, 08-10
Jason Blake, 09-10
Danny Syvret, 10-11
- 27** Lonnie Loach, 93-94
John Lilley, 94-95
Mike Leclerc, 96-98
Pascal Trepanier, 98-01
Denny Lambert, 01-02
Craig Johnson, 03-04
Peter Schastlivy, 03-04
Scott Niedermayer, 05-10
- 28** Dwayne Norris, 94-95
Roman Oksiuta, 95-96
Jason Marshall, 96-97
Nikos Havelid, 99-04
Tyler Wright, 05-06
Mark Mowers, 07-08
Kyle Chipchura, 09-11
- 29** Randy Ladouceur, 93-96
Darren Van Impe, 96-98
Frank Banham, 97-98
Ladislav Kohn, 99-01
Timo Parssinen, 01-02
Martin Gerber, 02-04
Todd Fedoruk, 05-07
Sebastien Caron, 06-07
Ray Emery, 10-11
- 30** Dominic Roussel, 98-01
Ilya Bryzgalov, 01-02, 03-08
- Timo Pielmeier, 10-11
Viktor Fasth, 12-13
- 31** Guy Hebert, 93-01
Steve Shields, 01-02
Michael Wall, 06-07
Curtis McElhinney, 09-11
Iiro Tarkki, 11-12
- 32** Stu Grimson, 93-95, 98-00
Alex Hicks, 95-96
Richard Park, 96-98
Marc Chouinard, 00-03
Steve Thomas, 02-03
Travis Moen, 05-09
Kyle Calder, 09-10
Toni Lydman, 10-13
- 33** Jim Thomson, 93-95
David Karpas, 96-98
Jim McKenzie, 98-00
Ed Ward, 99-00
Jason York, 01-02
Mark Popovich, 03-04
Joe DiPenta, 05-08
Jason Blake, 09-12
- 34** Anatoli Fedotov, 93-94
Dan Trebil, 96-99
Kurt Sauer, 02-04
Aaron Rome, 06-07
James Wisniewski, 08-10
Aaron Voros, 10-11
Nate Guenin, 11-12
Daniel Winnik, 12-13
- 35** Mikhail Shtalenkov, 93-98
Tom Askey, 98-99
Jean-Sebastien Giguere, 00-10
- 36** Todd Ewen, 93-96
J.J. Daigneault, 96-98
Tony Tuzzolino, 97-98
Drew Bannister, 01-02
- 37** Marc Moro, 97-98
Bob Wren, 00-01
Aris Brimanas, 01-02
Chris O'Sullivan, 02-03
Kip Brennan, 05-06
Shane O'Brien, 06-07
Jarkko Ruutu, 10-11
- 38** Mike Crowley, 97-98
Rob Valicevic, 02-03
Chris Kunitz, 03-06
Ryan Shannon, 06-07
Dan Ellis, 10-12
- 39** Don McSween, 93-94
Frank Banham, 96-97
Travis Green, 97-99, 06-07
Petr Sykora, 02-06
Doug Weight, 07-08
Matt Beleskey, 09-13
- 40** Jeremy Stevenson, 95-98
Antti-Jussi, Niemi, 00-01
Vaclav Prospal, 03-04
Aaron Gavey, 05-06
Kent Huskins, 06-09
Jordan Hendry, 12-13
- 41** Chris Armstrong, 03-04
David McKee, 06-07
Nathan Oystirick, 09-10
Andrew Gordon, 11-12
- 42** Denny Lambert, 94-96
Barry Nieckar, 96-98
Trevor Gillies, 05-06
Jason King, 07-08
Dan Sexton, 09-11
- 43** Maxim Bets, 93-94
Bjorn Melin, 06-07
Jeff Deslauriers, 11-12
- 44** Myles O'Connor, 93-94
Oleg Mikulchik, 95-96
Antti Aalto, 97-98
Mike Brown, 02-03
Rob Niedermayer, 02-09
Sheldon Souray, 12-13
- 45** Scott McKay, 93-94
Matt Cullen, 97-98
Shawn Thornton, 06-07
Sami Vatanen, 12-13
- 46** J.F. Jomphe, 95-98
Kevin Sawyer, 00-01
Tony Martensson, 03-04
Joe Motzko, 06-07
- 47** Stephan Lebeau, 94-95
Tim Brent, 06-07
- 48** John Lilley, 93-94
Darren Van Impe, 94-96
Scott Young, 97-98
Andy McDonald, 00-01
Casey Hankinson, 03-04
Mark Mowers, 07-08
Andrew Ebbett, 07-10
- 49** Maxime Macenauer, 11-12
- 50** Bob Wren, 97-98
Troy Bodie, 08-11
- 51** Craig Reichert, 96-97
Jonathan Hedstrom, 02-03
Ryan Getzlaf, 05-06
Kyle Palmieri, 10-13
- 52** Peter LeBoutillier, 96-98
Ryan Carter, 06-08
- 53** Brett Festerling, 08-11
- 54** Sean Pronger, 95-97
Bobby Ryan, 07-09
Cam Fowler, 10-11
Garrett Burnett, 03-04
Brian Salcido, 08-09
Bryan Allen, 12-13
Petteri Wirtanen, 07-08
- 58** Ryan O'Marra, 11-12
- 60** Brendan Mikkelsen, 08-11
- 61** Corey Perry, 05-06
- 62** Patrick Maroon, 11-13
- 63** Nick Bonino, 09-12
- 64** Matt Beleskey, 08-09
Brandon McMillan, 10-13
- 65** Emerson Etem, 12-13
- 67** Tom Askey, 97-98
MacGregor Sharp, 09-10
Rickard Rakell, 12-13
- 73** Mat Clark, 11-12
- 74** Peter Holland, 11-13
- 76** Dustin Penner, 05-06
- 77** Adam Oates, 02-03
Devante Smith-Pelly, 11-13
- 91** Sergei Fedorov, 03-06
- 93** Anatoli Semenov, 95-96

ALL-TIME INDIVIDUAL TOP SCORING MONTHS

POINTS

Player	Month, Year	GP	Goals	Assists	Points	+/-
Teemu Selanne	February, 1999	13	12	13	25	+5
Teemu Selanne	March, 2006	16	8	16	24	+9
Teemu Selanne	November, 2006	15	10	13	23	+7
Teemu Selanne	January, 1999	14	8	15	23	+7
Paul Kariya	January, 1997	13	9	13	22	+13
Corey Perry	March, 2010	14	15	6	21	+9
Teemu Selanne	January, 1997	13	9	12	21	+12
Ryan Getzlaf	March, 2011	14	2	18	20	+11
Teemu Selanne	March, 2011	14	8	11	19	+1
Ryan Getzlaf	January, 2009	14	4	15	19	+5
Ryan Getzlaf	November, 2008	13	7	12	19	+8
Teemu Selanne	December, 2006	14	12	7	19	+10
Chris Pronger	November, 2006	15	3	16	19	+13
Paul Kariya	January, 2000	13	13	6	19	+1
Paul Kariya	January, 1999	14	6	13	19	+5
Paul Kariya	December, 1996	12	5	14	19	+4

GOALS

Player	Month, Year	GP	Goals	Player	Month, Year	GP	Assists
Corey Perry	March, 2010	14	15	Ryan Getzlaf	March, 2011	14	18
Paul Kariya	January, 2000	13	13	Scott Niedermayer	January, 2009	14	16
Teemu Selanne	November, 1997	15	13	Chris Pronger	November, 2006	15	16
Teemu Selanne	December, 2006	14	12	Teemu Selanne	March, 2006	16	16
Paul Kariya	March, 2001	13	12	Ryan Getzlaf	January, 2009	14	15
Teemu Selanne	February, 1999	13	12	Paul Kariya	March, 2003	14	15

YOUNGEST DUCKS TO APPEAR IN A GAME

Player	Born	First Game as a Duck	Age
Oleg Yevdarsky	5/8/76	1/21/95 @ Winnipeg	18 years, 8 months, 13 days
Cam Fowler	12/5/91	10/8/10 @ Detroit	18 years, 10 months, 3 days
Devante Smith-Pelly	6/14/92	10/7/11 @ Buffalo (Helsinki)	19 years, 3 months, 23 days
Stanislav Chistov	4/17/83	10/10/03 @ St. Louis	19 years, 5 months, 23 days
Luca Sbisa	1/30/90	10/3/09 vs. San Jose	19 years, 8 months, 4 days
Rickard Rakell	5/5/93	1/19/13 @ Vancouver	19 years, 8 months, 14 days
Kyle Palmieri	2/1/91	11/3/10 vs. Tampa Bay	19 years, 9 months, 2 days
Vitaly Vishnevski	3/18/80	1/19/00 vs. Dallas	19 years, 10 months, 1 day
Chad Kilger	11/27/76	10/9/95 @ Winnipeg	19 years, 10 months, 12 days
Joffrey Lupul	9/23/83	10/8/03 @ Dallas	20 years, 15 days
Maxim Bets	1/31/74	4/8/94 @ Edmonton	20 years, 2 months, 8 days
Paul Kariya	10/16/74	1/20/95 @ Edmonton	20 years, 3 months, 4 days

OLDEST DUCKS TO APPEAR IN A GAME

Player	Born	Last Ducks Appearance	Age
Teemu Selanne	7/3/70	5/12/13 vs. Detroit, game 7 WCQF	42 years, 10 months, 9 days
Adam Oates	8/27/62	6/9/03 @ New Jersey, Game 7 SCF	40 years, 9 months, 12 days
Steve Thomas	7/15/63	6/9/03 @ New Jersey, Game 7 SCF	39 years, 10 months, 24 days
Matthieu Schneider	6/12/69	4/20/08 @ Dallas, Game 6 WCQF	38 years, 9 months, 28 days
Jason Blake	9/2/73	4/4/12 @ Calgary	38 years, 7 months, 2 days
Bret Hedican	8/10/70	2/26/09 @ Boston	38 years, 6 months, 16 days
Saku Koivu	11/23/74	5/12/13 vs. Detroit, game 7 WCQF	38 years, 5 months, 29 days
Todd Marchant	8/12/73	4/22/11 @ Nashville, Game 6 WCQF	37 years, 7 months, 10 days
Fredrik Olausson	10/5/66	5/5/03 vs. Dallas, Game 6 WCQF	37 years, 7 months
Ken Klee	4/24/71	10/14/08 @ Los Angeles	37 years, 5 months, 20 days

ATTENDANCE

The Anaheim Ducks have recorded 305 sellouts at Honda Center since their inaugural NHL season in 1993-94...the Ducks hosted their largest crowd in club history in 2012-13, welcoming 17,610 fans for a 4-2 victory over the Chicago Blackhawks on Mar. 20, 2013...Anaheim had a club-record 78-game (63 regular season, 15 playoff) sellout streak from 2006-08, including all 40 home games in 2007-08...it was just the second time a Southern California NHL team had sold out a full (non-backout) regular season...the 1991-92 Los Angeles Kings were the only other team to do so at the 16,005-seat Forum...the Ducks set franchise attendance records for sellouts (40), average attendance (17,159) and percent capacity (100.12%) in 2007-08...the Ducks broke the team record for consecutive regular season sellouts on Feb. 22, 2008 when they surpassed the previous record of 51 straight regular season sellouts set from Dec. 22, 1993-Oct. 20, 1995...

HOME GAMES

Season	Games	Total Attendance (Avg.)	Percent	Sellouts	Games	Total Attendance (Avg.)	Sellouts
1993-94 ^A	41	696,560 (16,989)	98.9%	27	41	660,377 (16,107)	25
1994-95 ^B	24	412,176 (17,174)	100.0%	24	24	381,073 (15,878)	13
1995-96	41	703,347 (17,155)	99.9%	38	41	640,545 (15,623)	17
1996-97	41	695,867 (16,972)	98.8%	28	41	685,829 (16,728)	20
1997-98 ^C	40	682,735 (17,068)	99.4%	25	40	671,251 (16,781)	21
1998-99	41	647,973 (15,804)	92.0%	9	41	666,278 (16,251)	22
1999-00	41	592,874 (14,460)	84.2%	8	41	684,337 (16,691)	21
2000-01	41	553,990 (13,512)	78.7%	3	41	682,857 (16,655)	24
2001-02	41	492,089 (12,002)	69.9%	3	41	698,804 (17,044)	21
2002-03	41	573,524 (13,988)	81.5%	7	41	681,221 (16,615)	18
2003-04	41	614,504 (14,988)	87.3%	11	41	683,214 (16,664)	17
2005-06	41	620,380 (15,131)	88.1%	12	41	708,042 (17,269)	22
2006-07	41	671,916 (16,377)	95.4%	25	41	688,019 (16,781)	20
2007-08 ^D	40	687,813 (17,195)	100.1%	40	40	686,639 (17,166)	22
2008-09	41	696,629 (16,991)	98.9%	20	41	717,563 (17,502)	26
2009-10	41	621,903 (15,168)	88.2%	1	41	691,795 (16,873)	26
2010-11	41	603,283 (14,714)	85.7%	5	41	700,773 (17,092)	26
2011-12 ^E	40	591,370 (14,784)	86.1%	9	40	680,898 (17,022)	22
2012-13 ^F	24	381,308 (15,887)	92.5%	10	24	420,555 (17,523)	16
TOTALS	742	11,540,241 (15,553)	90.6%	305	742	12,430,070 (16,752)	409

^A 1993-94 schedule included two neutral site games (1 home, 1 away) not included in totals

^B 1994-95 season shortened to 48 games due to work stoppage

^C 1997-98 schedule included two games in Japan (1 home, 1 away) not included in totals

^D 2007-08 schedule included two games in London, England (1 home, 1 away) not included in totals

^E 2011-12 schedule included two games in Europe (Helsinki and Sweden, 1 home, 1 away) not included in totals

^F 2012-13 season shortened to 48 games due to work stoppage

DUCKS SEASON TOTALS

DUCKS YEAR-BY-YEAR FINISH

SEASON	RECORD	PTG.	GF	GA	STANDINGS	POWER PLAY	PENALTY KILL.	GAA	HOME	ROAD	OT
1993-94	33-46-5, 71 PTS.	.423	229	251	4TH PAC./9TH WEST	54-376 (1.144)	67-388 (.827)	2.97	14-26-2	19-20-3	2-5-5
1994-95	16-27-5, 37 PTS.	.385	125	164	6TH PAC./12TH WEST	23-202 (1.14)	47-193 (.756)	3.38	11-9-4	5-18-1	2-9-5
1995-96	35-39-8, 78 PTS.	.476	234	247	4TH PAC./16TH WEST	60-426 (1.41)	81-423 (.809)	2.97	22-15-4	13-24-4	6-2-8
1996-97	36-33-13, 85 PTS.	.518	245	233	2ND PAC./4TH WEST	56-333 (1.168)	62-336 (.815)	2.80	23-12-4	13-21-7	3-0-13
1997-98	26-43-13, 65 PTS.	.396	205	261	6TH PAC./12TH WEST	46-392 (1.177)	72-396 (.818)	3.13	12-23-6	14-20-7	3-4-13
1998-99	35-34-13, 83 PTS.	.506	215	206	3RD PAC./6TH WEST	83-378 (.220)	60-387 (.845)	2.48	21-14-6	14-20-7	1-3-13
1999-00	34-33-12-3, 83 PTS.	.506	217	227	5TH PAC./9TH WEST	55-332 (1.166)	62-296 (.791)	2.73	19-13-7-2	15-20-5-1	3-3-12
2000-01	25-41-11-5, 66 PTS.	.402	188	245	5TH PAC./15TH WEST	66-373 (1.177)	71-390 (.818)	2.94	15-20-4-2	10-21-7-3	4-5-11
2001-02	29-42-8-3, 69 PTS.	.421	175	198	5TH PAC./13TH WEST	43-373 (1.15)	46-330 (.861)	2.39	15-19-5-2	14-23-3-1	3-3-8
2002-03	40-27-9-4, 95 PTS.	.579	203	193	2ND PAC./7TH WEST	56-348 (1.61)	43-373 (.885)	2.35	22-10-7-2	18-17-2-4	5-6-9
2003-04	29-35-10-8, 76 PTS.	.463	184	213	4TH PAC./12TH WEST	56-310 (1.81)	54-353 (.847)	2.60	19-11-7-4	10-24-3-4	4-8-10
2005-06	43-27-12, 98 PTS.	.598	251*	222*	3RD PAC./6TH WEST	87-480 (1.81)	84-510 (.835)	2.67	26-10-5	17-17-7	6-5-7
2006-07	48-20-14, 110 PTS.	.689	254*	198*	1ST PAC./2ND WEST	89-398 (.224)	61-410 (.851)	2.37	26-6-9	22-14-5	9-4-10
2007-08	47-27-8, 102 PTS.	.622	197*	184*	2ND PAC./4TH WEST	60-361 (1.66)	69-408 (.831)	2.24	28-9-4	19-18-4	12-1-7
2008-09	42-33-7, 91 PTS.	.562	238*	235*	2ND PAC./8TH WEST	73-309 (.236)	78-385 (.797)	2.87	20-18-3	22-15-4	12-4-3
2009-10	39-32-11, 89 PTS.	.543	233*	243*	4TH PAC./11TH WEST	63-300 (.210)	67-324 (.793)	2.96	25-11-5	14-21-6	8-3-8
2010-11	47-30-5, 99 PTS.	.603	235*	233*	2ND PAC./4TH WEST	67-285 (.235)	57-305 (.813)	2.84	26-13-2	21-17-3	13-3-2
2011-12	34-36-12, 80 PTS.	.488	201*	224*	5TH PAC./13TH WEST	45-271 (1.66)	51-283 (.820)	2.73	22-18-2	13-19-11	5-5-7
2012-13	30-12-6, 66 PTS.	.488	134*	115*	1ST PAC./2ND WEST	29-135 (.215)	30-162 (.815)	2.40	16-7-1	14-5-5	7-6-3
TOTALS	668-617-207, 1543 PTS.	.517	3,963	4,092		1111-6382 (1.74)	1111-6652 (.833)	2.74	382-264-11	287-354-107	108-70-154

*DOES NOT INCLUDE "TEAM" GOALS AWARDED FOR SHOOTOUT WINS

ALL-TIME DUCKS RECORD BY MONTH

SEASON	OCTOBER	NOVEMBER	DECEMBER	JANUARY	FEBRUARY	MARCH	APRIL	MAY
1993-94	2-8-2	6-7-0	6-8-0	6-6-2	4-6-1	6-8-0	3-3-0	-----
1994-95	-----	-----	-----	3-3-0	2-8-1	4-8-3	6-7-1	1-1-0
1995-96	3-8-0	8-5-1	3-9-3	4-5-1	5-8-0	7-3-2	5-1-1	-----
1996-97	1-9-2	6-5-2	6-5-1	7-5-1	6-6-1	7-3-4	3-0-2	-----
1997-98	5-4-4	6-8-1	2-8-2	4-7-2	3-2-0	4-9-2	2-5-2	-----
1998-99	3-3-3	5-7-1	5-3-4	4-9-1	10-3-0	6-4-2	2-5-2	-----
1999-00	6-5-1-1	6-5-1-0	6-6-2-0	4-7-2-0	5-3-4-0	5-5-2-1	2-2-0-1	-----
2000-01	6-4-1-2	2-8-3-1	5-7-1-1	2-10-1-0	3-5-2-1	6-5-2-0	1-2-1-0	-----
2001-02	4-7-1-0	3-9-2-0	6-5-2-3	6-8-1-0	2-3-0-0	6-7-1-0	2-3-1-0	-----
2002-03	3-5-3-0	5-2-3-3	7-1-0-0	7-4-1-1	8-5-1-0	9-3-1-1	1-1-0-1	-----
2003-04	4-5-1-1	4-2-3-4	5-8-0-0	3-7-4-1	7-4-1-2	5-9-1-0	1-0-0-0	-----
2005-06	6-5-1	5-6-3	6-4-2	7-2-4	3-2-1	11-4-1	5-4-0	-----
2006-07	9-0-3	10-2-3	9-5-0	4-5-2	5-5-2	10-3-2	1-0-2	-----
2007-08	4-7-2	8-4-2	7-6-1	8-4-1	10-2-1	8-4-1	2-0-0	-----
2008-09	6-5-1	8-3-2	5-7-1	6-7-1	6-6-0	8-4-1	3-1-1	-----
2009-10	4-6-2	6-5-2	6-6-3	9-6-0	5-2-6	7-6-1	2-1-3	-----
2010-11	4-7-1	8-4-2	8-6-1	8-3-0	5-5-1	11-3-0	3-2-0	-----
2011-12	5-5-1	2-8-3	3-8-2	9-2-1	8-4-3	6-7-1	1-2-1	-----
2012-13	-----	-----	-----	3-1-1	11-2-0	9-4-4	7-5-1	-----
TOTALS	75-93-33	98-92-42	95-108-29	104-101-28	108-81-22	135-99-33	52-44-20	1-1-0

ALL-TIME RECORDS AT THE ALL-STAR BREAK AND AT THE HALFWAY POINT

SEASON	DATE OF ALL-STAR GAME (HOST TEAM)	RECORD BEFORE	RECORD AFTER	FIRST HALF OF SEASON	SECOND HALF OF SEASON	OVERALL RECORD
1993-94	JAN. 22 (NYR)	18-27-4	15-19-1	16-24-2	17-22-3	33-46-5
1994-95	NONE	-----	-----	7-15-2	9-12-3	16-27-5
1995-96	JAN. 20 (BOS)	16-26-5	19-13-3	15-22-4	20-17-4	35-39-8
1996-97	JAN. 18 (SJ)	17-22-5	19-11-8	15-21-5	21-12-8	36-33-13
1997-98	JAN. 18 (VAN)	15-25-8	11-18-5	13-21-7	13-22-6	26-43-13
1998-99	JAN. 24 (TB)	17-19-9	18-15-4	16-17-8	19-17-5	35-34-13
1999-00	FEB. 6 (TOR)	22-23-8-1	12-10-4-2	18-17-5-1	16-16-7-2	34-33-12-3
2000-01	FEB. 4 (COL)	16-29-6-4	9-12-5-1	13-19-5-4	12-22-6-1	25-41-11-5
2001-02	FEB. 2 (LA)	19-29-6-3	10-13-2-0	13-20-5-3	16-22-3-0	29-42-8-3
2002-03	FEB. 2 (FLA)	22-18-7-4	18-9-2-2	15-16-7-3	25-11-2-3	40-27-9-6
2003-04	FEB. 8 (MIN)	17-23-8-7	12-12-2-1	13-17-6-5	16-18-4-3	29-35-10-8
2005-06	NONE	-----	-----	18-16-7	25-11-5	43-27-12
2006-07	JAN. 24 (DAL)	30-12-8	18-8-6	28-7-6	20-13-8	48-20-14
2007-08	JAN. 27 (ATL)	27-20-6	20-7-2	19-17-5	28-10-3	47-27-8
2008-09	JAN. 25 (MTL)	23-21-5	19-12-2	21-15-5	21-18-2	42-33-7
2009-10	NONE	-----	-----	16-18-7	23-14-4	39-32-11
2010-11	JAN. 30 (CAR)	28-20-4	19-10-1	20-17-4	27-13-1	47-30-5
2011-12	JAN. 29 (OTT)	18-23-7	16-13-5	13-22-6	21-14-6	34-36-12
2012-13	NONE	-----	-----	18-3-3	12-9-3	30-12-6
TOTALS		305-337-115	235-182-58	307-324-115	361-293-92	668-617-207

DUCKS SEASON TOTALS

20
1993 2013

ALL-TIME DUCKS RECORD BY DAY OF THE WEEK

SEASON	SUNDAY	MONDAY	TUESDAY	WEDNESDAY	THURSDAY	FRIDAY	SATURDAY
1993-94	6-11-1	2-4-0	3-3-1	9-11-1	1-6-1	7-7-1	5-4-0
1994-95	3-6-1	3-1-0	0-5-1	4-4-0	3-2-1	1-7-2	2-2-0
1995-96	11-5-3	1-6-0	2-3-1	10-10-1	0-4-1	9-8-1	2-3-1
1996-97	6-5-4	4-3-1	0-3-1	11-9-3	0-3-1	12-5-2	3-5-1
1997-98	4-8-3	1-5-1	1-3-2	6-15-1	2-2-2	5-6-2	7-4-2
1998-99	7-4-1	4-3-1	1-1-1	9-10-3	1-1-1	8-9-3	4-4-3
1999-00	8-2-0-1	4-5-0-0	5-2-1-0	5-11-4-1	0-2-2-0	9-4-4-0	3-7-1-1
2000-01	8-8-2-0	2-2-0-1	2-2-0-0	5-14-3-1	1-2-1-1	5-8-4-2	2-5-1-0
2001-02	6-8-0-1	2-3-1-0	2-3-0-0	8-10-3-2	1-4-1-0	6-9-2-0	4-5-1-0
2002-03	12-4-3-0	1-1-1-1	3-3-1-2	12-5-1-0	6-3-1-1	4-7-2-2	2-4-0-0
2003-04	6-8-3-1	2-3-2-1	4-2-0-2	10-3-5-1	0-3-0-0	5-9-0-2	2-7-0-1
2005-06	9-3-2	5-2-3	4-5-0	6-10-0	2-3-1	8-2-4	9-2-2
2006-07	9-3-2	5-1-0	5-3-2	8-2-5	5-2-1	9-5-3	7-4-1
2007-08	9-4-2	4-1-0	5-2-1	10-5-2	6-3-0	7-6-2	6-6-1
2008-09	10-7-0	3-2-0	7-4-1	7-9-0	2-5-0	4-6-4	9-0-2
2009-10	6-2-3	4-2-0	5-5-2	8-6-0	4-6-1	5-2-4	7-9-1
2010-11	9-6-1	3-1-0	6-2-0	13-5-2	1-3-0	9-6-2	6-7-0
2011-12	7-9-0	5-3-0	4-2-3	8-5-1	3-4-3	5-5-4	2-9-0
2012-13	4-1-1	7-2-2	2-0-0	5-2-1	2-0-0	5-5-0	5-2-2
TOTALS	140-104-35	62-50-15	61-53-22	154-146-41	41-60-20	123-116-52	87-89-21

ALL-TIME DUCKS RECORD BY DIVISION/CONFERENCE

SEASON	PACIFIC	CENTRAL	NORTHWEST	WEST	NORTHEAST	ATLANTIC	SOUTHEAST	EAST	OVERALL
1993-94	11-18-1	12-12-2	-----	23-30-3	4-8-2	6-8-0	-----	10-16-2	33-46-5
1994-95	11-10-3	5-17-2	-----	16-27-5	-----	-----	-----	-----	16-27-5
1995-96	15-16-1	7-14-3	-----	22-30-4	8-4-0	5-5-4	-----	13-9-4	35-39-8
1996-97	13-12-7	11-10-3	-----	24-22-10	5-5-2	7-6-1	-----	12-11-3	36-33-13
1997-98	11-17-4	5-15-4	-----	16-32-8	3-8-1	7-3-4	-----	10-11-5	26-43-13
1998-99	12-7-5	7-8-1	6-9-2	25-24-8	2-4-2	4-3-3	4-3-0	10-10-5	35-34-13
1999-00	11-9-3-1	10-5-2-0	5-8-3-0	26-22-8-1	2-6-1-0	2-3-2-1	4-2-1-1	8-11-4-2	34-33-12-3
2000-01	5-10-2-3	4-13-2-1	6-9-5-0	15-32-9-4	1-3-1-1	5-3-0-0	4-3-1-0	10-9-2-1	25-41-11-5
2001-02	8-9-2-1	7-11-2-0	6-9-3-2	21-29-7-3	0-5-1-0	5-2-0-0	3-6-0-0	8-13-1-0	29-42-8-3
2002-03	8-9-3-0	15-3-0-2	8-7-3-2	31-19-6-4	3-3-1-0	1-3-1-2	5-2-1-0	9-8-3-2	40-27-9-6
2003-04	8-10-4-2	6-7-4-3	8-9-1-2	22-26-9-7	1-4-0-1	2-3-1-0	4-2-0-0	7-9-1-1	29-35-10-8
2005-06	18-9-5	13-5-2	7-11-2	38-25-9	2-1-2	-----	3-1-1	5-2-3	43-27-12
2006-07	19-8-5	12-5-3	11-5-4	42-18-12	-----	2-1-2	4-1-0	6-2-2	48-20-14
2007-08	17-10-5	13-5-2	9-10-1	38-25-8	5-0-0	3-2-0	-----	8-2-0	47-27-8
2008-09	12-10-2	10-7-3	13-6-1	35-23-6	5-1-0	1-4-1	1-5-0	7-10-1	42-33-7
2009-10	7-13-4	10-8-2	13-4-3	30-25-9	3-1-2	2-4-0	4-2-0	9-7-2	39-32-11
2010-11	14-10-0	8-11-1	14-3-3	36-24-4	3-2-0	5-2-0	3-2-1	11-6-1	47-30-5
2011-12	10-12-2	6-11-3	10-7-3	26-30-8	2-4-0	3-0-3	3-2-1	8-6-4	34-36-12
2012-13	8-7-3	10-2-3	12-3-0	30-12-6	-----	-----	-----	-----	30-12-6
TOTALS	218-206-68	171-169-50	128-100-40	516-475-158	49-59-17	60-52-25	42-31-7	151-142-49	668-617-207

*THE NHL EXPANDED TO SIX DIVISIONS FROM FOUR IN 1998-99

ALL-TIME DUCKS RECORD VS. GOALS SCORED & ALLOWED

Season	WHEN SCORING					WHEN ALLOWING						
	0 goals	1 goal	2 goals	3 goals	4 goals	5+ goals	0 goals	1 goal	2 goals	3 goals	4 goals	5+ goals
1993-94	0-9-0	1-6-1	3-19-2	10-9-1	6-3-1	13-0-0	3-0-0	10-2-1	11-3-2	7-3-1	1-15-1	1-13-0
1994-95	0-6-0	0-7-0	1-8-2	5-4-2	3-1-1	7-1-0	2-0-0	5-0-0	3-4-2	4-5-2	2-4-1	0-14-0
1995-96	0-2-0	1-14-0	6-13-6	7-7-1	8-3-1	13-0-0	4-0-0	10-0-0	13-3-6	6-11-1	2-9-1	0-16-0
1996-97	0-1-0	1-11-3	4-9-4	9-10-2	11-1-1	11-1-3	6-0-0	11-0-3	12-2-4	5-8-2	2-12-1	0-11-3
1997-98	0-11-0	0-6-1	4-17-3	6-8-8	9-1-0	7-0-1	4-0-0	6-0-1	8-4-3	6-12-8	2-10-0	0-17-1
1998-99	0-5-0	3-14-0	3-11-8	10-4-2	6-0-3	13-0-0	7-0-0	17-4-0	3-3-7	5-10-3	3-9-3	0-8-0
1999-00	0-5-0	2-12-2	5-10-3	9-5-3	10-1-3	8-0-1	5-0-0	13-0-2	10-8-3	5-5-3	0-10-3	1-10-1
2000-01	0-9-0	3-9-2	3-19-5	5-33-0	8-1-1	6-0-0	6-0-0	6-2-2	7-1-5	4-13-3	2-12-1	0-13-0
2001-02	0-4-0	1-19-3	8-16-4	7-31-0	7-0-0	6-0-0	5-0-0	14-23-1	8-8-4	1-15-1	1-10-0	0-7-0
2002-03	0-6-0	2-11-2	7-6-7	13-30-1	11-11-0	7-0-0	9-0-0	11-21-0	12-5-7	7-30-3	0-13-1	1-4-0
2003-04	0-5-0	1-18-4	7-11-3	7-0-2	8-11-0	6-0-0	5-0-0	10-14-0	7-10-3	6-10-2	0-5-1	1-9-0
2005-06	0-3-1	1-9-1	6-9-5	4-5-4	13-10-1	19-0-1	3-0-0	11-1-1	12-3-1	11-11-5	6-7-4	0-5-1
2006-07	0-6-0	0-4-1	7-5-5	12-4-5	13-1-3	16-0-0	5-0-0	15-2-0	16-4-2	7-5-5	4-6-4	1-3-3
2007-08	0-9-1	0-10-1	15-6-4	11-1-1	12-1-0	9-0-1	3-0-0	23-2-1	13-5-1	8-6-4	0-7-1	0-7-1
2008-09	0-5-0	3-7-0	5-11-2	9-8-2	14-2-2	11-0-1	6-0-0	7-1-0	15-4-0	11-10-2	2-11-3	1-7-2
2009-10	0-6-0	0-11-0	3-6-5	13-6-3	14-3-3	9-0-0	3-0-0	8-1-0	19-1-2	6-8-5	3-9-4	0-13-0
2010-11	0-4-0	2-9-1	9-10-2	14-4-0	8-2-2	14-1-0	7-0-0	10-0-0	18-2-1	6-5-2	6-12-0	0-11-2
2011-12	0-6-1	1-8-3	7-15-5	10-5-1	10-1-2	6-1-0	4-0-0	9-1-3	16-3-4	4-9-2	1-12-2	0-11-1
2012-13	0-2-0	0-7-2	6-1-2	10-2-0	6-0-2	8-0-0	5-0-0	9-0-0	9-2-2	4-3-2	2-3-0	1-4-2
TOTALS	0-104-4	22-192-32	109-202-87	171-91-48	177-24-28	189-4-8	92-0-0	205-21-23	212-75-65	113-162-6339	176-38-7-183-18	

GAME MARGINS AND STREAKS

ALL-TIME GAMES WITH LARGEST MARGINS

BIGGEST WINS

Date	Margin of Victory	Opponent	Score	Goalenders (Ducks/Opp.)	Notes
12/20/96	7 goals	vs. Calgary	7-0	Hebert/Kidd	Ducks score 3 shorthanded; P. Kariya - 2-3=5
1/7/11	6 goals	vs. Columbus	6-0	Hiller/Mason, Garon	Selmane, Ryan 2 goals each; Hiller 27 saves
11/9/06	6 goals	@ Vancouver	6-0	Giguere/Luongo, Sabourin	Getzlaf scores 2 goals; Giguere shutout
1/29/00	6 goals	@ Pittsburgh	7-1	Hebert/Aubin, Skudra	Ties largest win ever on road; first win @ PIT
10/19/99	6 goals	@ Washington	7-1	Hebert/Kalzig, Billington	Cullen-Kariya-Selmane line 10 pts.
1/13/12	5 goals	@ Edmonton	5-0	Hiller, Khabibulin/Dubnyk	Getzlaf 4 assists; Hiller shutout
4/11/10	5 goals	vs. Edmonton	7-2	Hiller, McElhinney/Deslauriers	5 Ducks record multi-point games
10/30/09	5 goals	vs. Vancouver	7-2	Hiller/Raycroft, Schneider	Niedermayer reaches 700-point plateau
10/8/09	5 goals	@ Boston	6-1	Hiller/Thomas	Selmane & Perry 2 goals each
3/25/09	5 goals	@ Colorado	7-2	Hiller/Budaj/Raycroft	4 goals in 2nd period on 8 shots
1/9/08	5 goals	vs. Toronto	5-0	Giguere/Taskala	Giguere shutout; Perry, Bertuzzi 3 pts. each
12/8/06	5 goals	@ Washington	6-1	Giguere/Kalzig	Marchant scores 1-2=3 pts. with a +3
11/21/06	5 goals	vs. San Jose	5-0	Giguere/Nabokov	Selmane scores 2 goals; Giguere shutout
11/30/05	5 goals	vs. Phoenix	6-1	Bryzgalov/LeNeveu	Penner scores first 2 NHL goals
3/24/03	5 goals	vs. Columbus	5-0	Giguere/Denis, Lobbe	Giguere shutout; Niedermayer two goals
12/15/02	5 goals	vs. Pittsburgh	5-0	Giguere/Aubin	Giguere records third straight shutout
1/25/02	5 goals	@ Dallas	6-1	Giguere/Bellor, Turco	Cullen two goals; Tverdokavsky three assists
11/4/01	5 goals	vs. Atlanta	5-0	Giguere/Hnilicka	D. Blyskal two goals; Giguere shutout
1/1/99	5 goals	@ Buffalo	7-2	Hebert/Hasek	T. Selmane scores 3-2=5 pts. with a +4
12/16/98	5 goals	vs. Nashville	6-1	Hebert/Vokoun	T. Selmane & T. Green score 2 goals each
1/21/98	5 goals	vs. Florida	8-3	Hebert/Vanbiesbrouck, Weekes	P. Kariya scores 3-2=5 pts. with a +5
11/5/95	5 goals	vs. New Jersey	6-1	Hebert/Bradeur, Tereri	Ducks score 6-straight after early 1-0 deficit
10/29/95	5 goals	vs. Calgary	7-2	Hebert/Kidd, Tabaracci	Ducks score club-record 5 goals in the 1st
5/3/95	5 goals	vs. Toronto	6-1	Shtalenkov/Rhodes	Ducks' rookies combined for 3-8=11 pts
3/15/95	5 goals	@ Calgary	5-0	Hebert/Trefilov, Kidd	P. Kariya & S. Rucchin score 2 goals each

BIGGEST LOSSES

Date	Margin of Defeat	Opponent	Score	Goalenders (Ducks/Opp.)	Notes
3/21/01	8 goals	@ Dallas	8-0	Giguere, Naumenko/Belfour	Brett Hull scores four goals
3/24/00	7 goals	@ Vancouver	8-1	Hebert, Roussel/Potvin	Peter Schaefer - 2-2=4 points
2/1/95	7 goals	@ Dallas	9-2	Shtalenkov, Hebert/Moog	Mike Modano - 2-4=6 points
2/19/11	6 goals	@ St. Louis	9-3	McElhinney, Pielmeier/Conklin, Bishop	McDonald, Stewart, Oshie -- 2 goals each
2/26/09	6 goals	@ Boston	6-0	Giguere, Hiller/Thomas	Kobasew, Ryder -- 2 goals each in 2nd
11/21/01	6 goals	@ Florida	6-0	Giguere/Luongo	Panthers net four in 2nd
12/22/99	6 goals	vs. Phoenix	8-2	Hebert, Roussel/Essensa	Phoenix scores five goals in 3rd
3/31/99	6 goals	@ New Jersey	7-1	Hebert, Roussel/Bradeur	Vadim Sharifjanov scores 2 goals
12/27/95	6 goals	@ Los Angeles	7-1	Shtalenkov, Hebert/Hradey	Kings - 7 players with multiple-pt. games
3/6/94	6 goals	@ San Jose	6-0	Hebert, Shtalenkov/Itte	Sharks - 3 players with 3 points each



ALL-TIME RECORD STREAKS

WINNING STREAKS

Longest Winning Streaks

7 games (Feb. 20-Mar. 7, 1999)
6 games (Feb. 9-Feb. 24, 2013)
6 games (Nov. 3-Nov. 12, 2010)
6 games (Feb. 17-Mar. 3, 2008)
6 games (Jan. 7-Jan. 18, 2008)
6 games (Mar. 17-Mar. 25, 2006)
6 games (Jan. 23-Feb. 6, 2002)
6 games (Mar. 8-Mar. 22, 1996)
5 games (Mar. 6-Mar. 14, 2013)
5 games (Jan. 13-Jan. 22, 2012)
5 games (Jan. 5-Jan. 13, 2010)
5 games (Mar. 18-Mar. 25, 2009)
5 games (Oct. 21-Oct. 29, 2008)
5 games (Feb. 5-Feb. 12, 2008)
5 games (Mar. 2-Mar. 11, 2007)
5 games (Dec. 6-Dec. 13, 2006)
5 games (Nov. 24-Dec. 2, 2006)
5 games (Dec. 6-Dec. 18, 2002)
5 games (Mar. 4-Mar. 13, 2001)

LOSING STREAKS

Longest Losing Streaks

8 games (Nov. 3-Nov. 20, 2005)
8 games (Oct. 12-Oct. 30, 1996)
7 games (Mar. 1-Mar. 13, 1998)
6 games (Nov. 14-Nov. 26, 2010)
6 games (Jan. 20-Feb. 2, 2008)
6 games (Nov. 14-Nov. 24, 2001)
6 games (Jan. 19-Jan. 31, 2001)
6 games (Oct. 2-Oct. 31, 1993)

UNBEATEN STREAKS

Longest Unbeaten Streaks

12 games (Feb. 22-Mar. 19, 1997; 7-0-5)
8 games (Feb. 20-Mar. 10, 1999; 7-0-1)
7 games (Mar. 28-Apr. 11, 1997; 5-0-2)
7 games (Mar. 8-24, 1996; 6-0-1)
6 games (Feb. 9-Feb. 24, 2013; 6-0-0)
6 games (Nov. 3-Nov. 12, 2011; 6-0-0)
6 games (Feb. 17-Mar. 13, 2008; 6-0-0)
6 games (Jan. 7-Jan. 18, 2008; 6-0-0)
6 games (Jan. 23-Feb. 6, 2002; 6-0-0)
6 games (Dec. 6-18, 1998; 4-0-2)
6 games (Oct. 15-31, 1998; 3-0-3)

WINLESS STREAKS

Longest Winless Streaks

9 games (Nov. 7-Nov. 24, 2001; 0-7-20)
9 games (Oct. 10-30, 1996; 0-8-1)
9 games (Nov. 21-Dec. 10, 1995; 0-6-3)
8 games (Jan. 2, 2004-Jan. 15, 2004; 0-5-3-0)
8 games (Dec. 27-Jan. 12, 2002; 0-6-2-0)
8 games (Oct. 30-Nov. 15, 2000; 0-6-2-0)
7 games (Nov. 13-Nov. 27, 2011; 0-6-0-1)
7 games (Dec. 26, 2002-Jan. 8, 2003; 0-6-1-0)
7 games (Dec. 27-Jan. 12, 2000; 0-6-1-0)
7 games (Mar. 1-13, 1998; 0-7-0)

SEASON-BY-SEASON STREAKS

Season

1993-94
1994-95
1995-96
1996-97
1997-98
1998-99
1999-00
2000-01
2001-02
2002-03
2003-04

Longest Winning Streak

4 games (11/19-11/24)
2 games (two times)
6 games (3/8-3/22)
3 games (two times)
3 games (two times)
7 games (2/20-3/7)
4 games (12/12-12/19)
5 games (3/4-3/13)
6 games (1/23-2/6)
5 games (12/6-12/18)
3 games (three times)

2005-06
2006-07
2007-08
2008-09
2009-10
2010-11
2011-12
2012-13

6 games (3/17-3/25)
5 games (three times)
6 games (two times)
5 games (two times)
5 games (1/5-1/13)
5 games (11/3-11/12)
5 games (1/13-1/22)
6 games (2/9-2/24)

Longest Home Winning Streaks

13 games (Jan. 26-Mar. 20, 2013)
11 games (Dec. 8, 2009-Feb. 10, 2010)
10 games (Feb. 17-Mar. 26, 2008)
7 games (Dec. 19-Jan. 15, 2008)
7 games (Mar. 7-Apr. 4, 2006)
6 games (Jan. 6-Jan. 22, 2012)
6 games (Feb. 25-Mar. 11, 2007)
6 games (Dec. 1-Dec. 12, 2002)
5 games (Nov. 3-Nov. 12, 2010)
5 games (Mar. 14-Mar. 29, 2010)
5 games (Nov. 24-Dec. 14, 2008)
5 games (Jan. 30-Feb. 18, 2004)
5 games (Mar. 4-Apr. 1, 2001)
5 games (Mar. 8-Apr. 3, 1996)
5 games (Oct. 22-Nov. 5, 1995)

Longest Home Losing Streaks

8 games (Jan. 10-Feb. 9, 2001)
6 games (Nov. 4-Nov. 20, 2005)
6 games (Feb. 7-Mar. 11, 1998)
5 games (Oct. 16-Oct. 30, 1996)
4 games (Feb. 24-Feb. 25, 2011)
4 games (Oct. 17-Oct. 26, 2009)
4 games (Feb. 15-Mar. 8, 2009)
4 games (Dec. 17-Dec. 22, 1995)
4 games (Dec. 22, 1993-Jan. 12, 1994)

Longest Home Unbeaten Streaks

14 games (Feb. 12-Apr. 9, 1997; 10-0-4)
13 games (Jan. 26-Mar. 20, 2013; 13-0-0)
11 games (Dec. 8, 2009-Feb. 10, 2010; 11-0-0)
10 games (Feb. 17-Mar. 26, 2008; 10-0-0)
9 games (Nov. 24-Dec. 22, 2002; 6-0-3-0)
9 games (Mar. 8-Apr. 14, 1996; 8-0-1)
7 games (Dec. 19-Jan. 15, 2008; 7-0-0)
6 games (Feb. 25-Mar. 11, 2007; 6-0-0)
6 games (Feb. 26-Mar. 17, 1999; 4-0-2)
6 games (Nov. 22-Dec. 18, 1998; 4-0-2)

Longest Home Winless Streaks

11 games (Jan. 5-Feb. 14, 2001; 0-8-3-0)
7 games (Dec. 21-Jan. 21, 2003; 0-3-4-0)
6 games (Nov. 7-Nov. 30, 2001; 0-4-2-0)
6 games (Nov. 22-Dec. 10, 1995; 0-4-2-0)
6 games (Feb. 7-Mar. 11, 1998; 0-6-0-0)
5 games (Nov. 13-Nov. 27, 2011; 0-5-0-0)
5 games (Nov. 10-19, 1997; 0-4-1)
5 games (Oct. 16-30, 1996; 0-5-0)

Longest Losing Streak

6 games (10/26-10/31)
3 games (five times)
5 games (12/17-12/27)
8 games (10/12-10/30)
7 games (3/1-3/13)
3 games (four times)
5 games (12/27-1/5)
6 games (1/19-1/31)
6 games (11/14-11/24)
5 games (12/1-1/3)
4 games (three times)

Longest Point Streak

8 games (11/3-11/20)
4 games (two times)
6 games (1/20-2/2)
4 games (10/9-10/15)
5 games (3/3-3/12)
6 games (11/14-11/26)
7 games (11/13-11/27)
4 games (3/22-3/27)

Longest Unbeaten Streak

4 games (twice; 2-0-2, 4-0-0)
2 games (five times)
7 games (3/8-3/24; 6-0-1)
12 games (2/22-3/7; 7-0-5)
5 games (3/19-3/26; 3-0-2)
8 games (2/20-3/10; 7-0-1)
5 games (1/29-2/8; 3-0-2-0)
5 games (3/13-3/24; 5-0-0-0)
6 games (1/23-6/6; 6-0-0-0)
5 games (12/6-12/18; 5-0-0-0)
3 games (three times)

6 games (twice)
16 games (10/6-11/9; 12-0-1-3)
9 games (1/2-1/18; 8-0-0-1)
9 games (10/21-11/5; 8-0-0-1)
7 games (3/26-4/8; 4-0-0-3)
7 games (11/3-11/14; 6-0-1-0)
9 games (two times)
12 games (2/9-3/20; 9-0-1-2)

Longest Road Winning Streaks

7 games (Nov. 28-Dec. 13, 2006)
6 games (Jan. 22-Feb. 13, 2011)
6 games (Mar. 19-Apr. 4, 2009)
5 games (Oct. 21-Nov. 4, 2008)
5 games (Feb. 5-Feb. 12, 2008)
5 games (Nov. 26-Dec. 26, 2000)
4 games (Feb. 9-Feb. 16, 2013)
4 games (Dec. 10-Dec. 27, 2007)
4 games (Mar. 17-Mar. 25, 2006)
4 games (Feb. 5-Feb. 15, 1999)
4 games (Nov. 19-Nov. 24, 1993)

Longest Road Losing Streaks

7 games (Oct. 8-Nov. 12, 2005)
6 games (Nov. 23-Dec. 19, 2011)
6 games (Sept. 29-Oct. 23, 2007)
6 games (Dec. 2-Dec. 27, 2003)
6 games (Mar. 26-Apr. 21, 1995)
6 games (Feb. 23-Mar. 11, 1995)
6 games (Oct. 20-Nov. 14, 1993)

Longest Road Unbeaten Streaks

7 games (Nov. 28-Dec. 13, 2006; 7-0-0)
6 games (Jan. 22-Feb. 13, 2011; 6-0-0)
6 games (Mar. 19-Apr. 4, 2009; 6-0-0)
5 games (Oct. 21-Nov. 4, 2008; 5-0-0)
5 games (Feb. 5-Feb. 12, 2008; 5-0-0)
5 games (Jan. 29-Feb. 8, 2000; 3-0-2-0)
5 games (Nov. 26-Dec. 26, 1999; 5-0-0)
5 games (Mar. 19-26, 1998; 3-0-2)
5 games (Oct. 21-30, 1997; 3-0-2)
5 games (Jan. 2-19, 1994; 3-0-2)

Longest Road Winless Streaks

13 games (Oct. 29, 2011-Dec. 22, 2012; 0-9-1-3)
13 games (Nov. 1-Dec. 27, 2003; 0-8-2-3)
10 games (Mar. 26-Oct. 11, 1995; 0-9-1-1)
8 games (Dec. 27, 2001-Jan. 19, 2002; 0-6-2-0)
8 games (Nov. 29, 1997-Jan. 1, 1998; 0-6-2)
7 games (Dec. 22-Jan. 15, 2001; 0-5-1-1)
7 games (Dec. 27-Jan. 22, 2000; 0-6-1-0)
7 games (Nov. 22-Dec. 27, 1995; 0-5-2)

Longest Winless Streak

6 games (10/20-10/31; 0-6-0)
5 games (3/3-3/11; 0-4-1)
9 games (11/22-12/10; 0-4-3)
9 games (10/10-10/30; 0-8-1)
7 games (3/1-3/13; 0-7-0)
5 games (three times)
7 games (12/17-1/12; 0-6-1-0)
8 games (10/30-11/15; 0-6-2-0)
9 games (11/7-11/24; 0-7-2-0)
7 games (12/26-1/8; 0-6-1-0)
8 games (1/2-1/15; 0-5-3-0)

ALL-TIME OVERTIME RECORDS

REGULAR SEASON

SEASON	OT GAMES	HOME	ROAD	TOTAL
1993-94	12	1-52	1-03	2-55
1994-95	7	2-04	0-01	2-05
1995-96	16	3-24	3-04	6-28
1996-97	16	0-06	3-07	3-013
1997-98	20	2-16	1-37	3-413
1998-99	17	1-26	0-17	1-313
1999-00	18	3-27	0-15	3-312
2000-01	20	3-24	1-37	4-511
2001-02	14	1-25	2-13	3-38
2002-03	21	3-27	3-42	6-69
2003-04	22	3-47	1-43	4-810
*2005-06	18	4-23	2-34	6-57
*2006-07	23	3-27	6-23	9-410
*2007-08	20	10-13	2-04	12-17
*2008-09	19	5-12	7-31	12-43
*2009-10	19	4-14	4-24	8-38
*2010-11	18	5-11	8-21	13-32
*2011-12	17	3-20	2-37	5-57
*2012-13	13	3-10	4-23	7-33
TOTALS	330	59-33-78 (20 SOL)	50-34-76 (27 SOL)	109-67-154 (47 SOL)

*Beginning with the 2005-06 season, the third number in the OT column is shootout losses

OVERTIME SUMMARY BY OPPONENT

Record: Win - Loss (OT or SO) - Tie

OPPONENT	DATE	SITE	RESULT	GW/GT GOAL (time of goal)
Boston (1-3-2)	10/15/93	Anaheim	1-1 tie	Joe Juneau (8:42 of 3rd)
	2/21/96	Anaheim	4-3 win	Alex Hicks (1:35 of OT)
	10/11/00	Anaheim	3-2 loss	Joe Thornton (2:03 of OT)
	10/17/00	Anaheim	2-2 tie	Martin Lapointe (17:24 of 2nd)
	10/19/03	Anaheim	4-3 loss	Sergei Samsonov (4:08 of OT)
	1/16/06	Boston	4-3 loss	Patrice Bergeron (1:55 of OT)
	3/8/96	Anaheim	3-2 win	Paul Kariya (2:03 of OT)
	12/6/96	Buffalo	1-1 tie	Derek Plante (17:53 of 1st)
	1/6/99	Anaheim	3-2 loss	Michael Peca (0:29 of OT)
	2/1/00	Buffalo	2-2 tie	Steve Rucchin (14:16 of 3rd)
Buffalo (1-2-3)	10/20/00	Buffalo	2-2 tie	Chris Gratton (19:52 of 3rd)
	12/8/05	Buffalo	3-2 loss	Maxim Afinogenov (2:11 of OT)
	10/17/93	Anaheim	2-2 tie	Joe Nieuwendyk (19:41 of 3rd)
	3/16/97	Anaheim	2-2 tie	Dave Gagner (6:43 of 3rd)
	11/7/97	Calgary	4-3 win	Scott Young (3:34 of OT)
	11/29/97	Calgary	3-2 loss	Sandy McCarthy (1:36 of OT)
	4/5/98	Anaheim	3-3 tie	Travis Green (8:21 of 3rd)
	2/16/00	Anaheim	6-5 win	Oleg Tverdokhlev (1:40 of OT)
	11/24/00	Calgary	2-2 tie	Jarome Iginla (12:37 of 2nd)
	1/5/01	Anaheim	4-4 tie	Teemu Selanne (11:54 of 3rd)
Calgary (9-2-7)	11/7/00	Anaheim	3-3 tie	Dave Lowry (15:58 of 3rd)
	2/12/03	Anaheim	4-3 win	Mike Leclerc (0:10 of OT)
	3/16/03	Anaheim	2-2 tie	Petr Sykora (19:29 of 3rd)
	2/11/09	Anaheim	3-2 win	Scott Niedermayer (0:55 of OT)*
	11/23/09	Anaheim	3-2 win	Teemu Selanne (SO)
	12/10/10	Anaheim	3-2 win	Corey Perry (SO)
	2/11/11	Calgary	5-4 win	Cam Fowler (4:41 of OT)
	3/20/11	Anaheim	5-4 win	Corey Perry (2:38 of OT)
	1/12/12	Calgary	1-0 loss	Blair Jones (1:51 of OT)
	2/6/12	Anaheim	3-2 win	Niklas Hagman (SO)
Carolina (3-0-2)	11/11/98	Anaheim	5-4 win	Steve Rucchin (1:04 of OT)
	1/7/00	Carolina	4-4 tie	Glen Wesley (12:33 of 3rd)
	2/11/01	Anaheim	2-2 tie	Mike Leclerc (11:34 of 3rd)
	2/8/12	Anaheim	3-2 win	Corey Perry (2:14 of OT)
	2/23/12	Carolina	3-2 win	Saku Kaivu (SO)
Chicago (2-5-5)	11/24/95	Anaheim	5-4 loss	Brent Sutter (3:08 of OT)
	3/24/96	Chicago	2-2 tie	Alex Hicks (7:24 of 3rd)
	4/1/97	Anaheim	3-3 tie	Steve Rucchin (8:43 of 3rd)
	2/1/98	Anaheim	4-3 win	Teemu Selanne (2:51 of OT)
	10/21/99	Chicago	5-5 tie	Teemu Selanne (18:47 of 3rd)
	3/15/02	Anaheim	1-1 tie	Steve Sullivan (9:09 of 3rd)
	10/26/03	Chicago	1-1 tie	Joffrey Lupul (12:50 of 3rd)
	11/17/06	Anaheim	4-3 loss	Tuomo Ruutu (SO)
	3/3/09	Chicago	3-2 loss	Martin Havlat (1:40 of OT)
	11/14/10	Chicago	3-2 loss	Viktor Stalberg (4:32 of OT)
Colorado (7-5-7)	10/25/11	Chicago	3-2 loss	Patrick Kane (SO)
	2/12/13	Chicago	3-2 win	Corey Perry (SO)
	10/10/96	Colorado	6-6 tie	Teemu Selanne (19:18 of 3rd)
	11/3/96	Anaheim	1-1 tie	Roman Oksa (19:58 of 3rd)
	3/9/97	Colorado	2-2 tie	Teemu Selanne (16:42 of 3rd)
	4/13/98	Anaheim	2-2 tie	Frank Banham (13:44 of 3rd)
	1/21/00	Anaheim	3-3 tie	Teemu Selanne (18:20 of 3rd)
	4/4/01	Colorado	1-1 tie	Joe Sakic (16:28 of 2nd)
	12/10/01	Colorado	1-1 tie	Joe Sakic (19:54 of 2nd)
	10/20/02	Anaheim	3-2 win	Andy McDonald (4:49 of OT)
Colorado (7-5-7)	11/8/02	Colorado	3-2 win	Niclas Havelid (0:20 of OT)
	4/4/03	Anaheim	4-3 loss	Milan Hejduk (4:50 of OT)
	11/18/03	Colorado	2-1 loss	Teemu Selanne (3:11 of OT)
	1/30/04	Anaheim	4-3 win	Niclas Havelid (3:39 of OT)
	3/22/06	Anaheim	5-4 win	Jonathan Hedstrom (3:22 of OT)

ALL-TIME OVERTIME RECORDS



Columbus (3-6-1)	11/22/06	Colorado	3-2 loss	Joe Sakic (50)
	1/13/07	Anaheim	3-2 loss	Milan Hejduk (50)
	12/19/07	Anaheim	2-1 win	Mathieu Schneider (3:31 of OT)
	2/20/08	Anaheim	3-2 win	Corey Perry (50)
	3/12/12	Colorado	3-2 loss	Gabriel Landeskog (1:52 of OT)
	2/24/13	Anaheim	4-3 win	Corey Perry (4:14 of OT)
	12/13/00	Anaheim	5-4 win	Niclas Havelid (2:13 of OT)
	1/11/04	Anaheim	2-2 tie	Rick Nash (14:37 of 3rd)
	3/5/06	Anaheim	3-2 loss	Rick Nash (50)
	3/14/07	Anaheim	5-4 loss	David Vyborny (50)
Dallas (10-7-4)	11/1/07	Anaheim	2-1 win	Mathieu Schneider (50)
	12/10/07	Columbus	4-3 win	Chris Pronger (3:14 of OT)
	11/13/09	Columbus	3-2 loss	Kristian Huselius (50)
	2/3/12	Anaheim	3-2 loss	Derick Brassard (3:55 of OT)
	3/31/13	Columbus	2-1 loss	Mark Letestu (4:00 of OT)
	4/17/13	Anaheim	3-2 loss	Fedor Iyutin (2:19 of OT)
	12/22/93	Anaheim	3-2 loss	Dean Evason (3:20 of OT)
	1/11/98	Anaheim	2-1 win	Joe Sacco (3:38 of OT)
	10/30/98	Dallas	3-3 tie	Teemu Selanne (19:49 of 3rd)
	2/16/01	Dallas	3-2 loss	Derian Hatcher (1:35 of OT)
Detroit (3-5-7)	11/11/01	Anaheim	2-2 tie	Jere Lehtinen (15:00 of 3rd)
	11/19/03	Dallas	3-3 tie	Andy McDonald (8:19 of 3rd)
	1/5/04	Anaheim	2-2 tie	Rob Niedermayer (9:59 of 3rd)
	1/6/06	Dallas	4-3 loss	Anthi Miettinen (50)
	3/31/06	Anaheim	5-4 win	Rob Niedermayer (50)
	10/15/06	Anaheim	4-3 loss	Jussi Jokinen (50)
	3/22/07	Anaheim	3-2 win	Scott Niedermayer (2:28 of OT)
	4/6/07	Dallas	2-1 loss	Ladislav Nagy (50)
	3/30/08	Anaheim	3-2 win	Chris Kunitz (50)
	11/22/08	Dallas	2-1 win	Ryan Getzlaf (50)
Edmonton (7-6-2)	12/27/08	Dallas	4-3 loss	Mike Modano (3:34 of OT)
	4/10/09	Anaheim	4-3 win	Teemu Selanne (50)
	12/8/09	Anaheim	4-3 win	Saku Koivu (4:13 of OT)
	4/8/10	Dallas	3-2 loss	Mike Modano (50)
	3/4/11	Anaheim	4-3 win	Lubomir Visnovsky (4:56 of OT)
	3/23/11	Dallas	4-3 win	Cam Fowler (1:42 of OT)
	3/14/13	Dallas	2-1 win	Bobby Ryan (50)
	1/19/94	Detroit	4-4 tie	Bob Corkum (12:05 of 2nd)
	3/9/95	Anaheim	4-4 tie	Paul Kariya (10:04 of 3rd)
	4/5/96	Anaheim	2-2 tie	Sergei Fedorov (16:52 of 3rd)
Florida (1-1-3)	3/2/97	Detroit	1-1 tie	Ted Drury (11:09 of 3rd)
	3/30/97	Detroit	1-0 win	Steve Rucchin (3:41 of OT)
	3/26/98	Detroit	3-3 tie	Pavel Linka (6:29 of 3rd)
	12/22/00	Detroit	2-1 loss	Sergei Fedorov (0:19 of OT)
	4/3/02	Anaheim	1-1 tie	Luc Robitaille (11:48 of 2nd)
	11/15/02	Detroit	2-1 loss	Sergei Fedorov (4:39 of OT)
	1/21/04	Anaheim	2-2 tie	Vaclav Prospal (19:00 of 3rd)
	10/2/07	Detroit	3-2 loss	Jiri Hudler (50)
	10/29/08	Anaheim	5-4 win	Francois Beauchemin (1:39 of OT)
	12/11/09	Detroit	3-2 loss	Todd Bertuzzi (1:07 of OT)
Los Angeles (10-14-10)	3/2/11	Detroit	2-1 win	Bobby Ryan (2:50 of OT) ^A
	2/10/12	Detroit	2-1 loss	Todd Bertuzzi (50)
	3/31/94	Anaheim	3-2 loss	Jason Arnott (1:44 of OT)
	1/23/95	Anaheim	5-4 win	Peter Douris (4:20 of OT)
	4/5/95	Anaheim	4-3 win	Stephon Lebeau (4:09 of OT)
	2/8/97	Edmonton	2-1 win	Teemu Selanne (0:45 of OT)
	2/26/97	Anaheim	3-3 tie	Sean Pronger (17:16 of 3rd)
	11/20/98	Anaheim	3-2 loss	Andrei Kovalenko (0:39 of OT)
	2/14/01	Anaheim	3-3 tie	Mike Leclerc (18:54 of 3rd)
	12/5/01	Edmonton	3-2 loss	Steve Staios (1:21 of OT)
Los Angeles (10-14-10)	2/2/04	Edmonton	2-1 loss	Janet Stoll (0:36 of OT)
	2/6/06	Edmonton	6-5 loss	Fernando Pisani (50)
	11/28/06	Edmonton	3-2 win	Ryan Getzlaf (2:19 of OT)
	10/28/07	Anaheim	3-2 loss	Sam Gagner (50)
	12/19/08	Edmonton	3-2 win	Corey Perry (50)
	12/7/10	Edmonton	3-2 win	Cam Fowler (50)
	4/5/12	Edmonton	3-2 win	Ryan Getzlaf (1:12 of OT)
	12/7/95	Florida	3-3 tie	Todd Krygier (11:44 of 3rd)
	1/4/98	Florida	3-3 tie	Teemu Selanne (19:20 of 3rd)
	10/16/99	Florida	3-2 loss	Jaroslav Sporek (1:26 of OT)
Los Angeles (10-14-10)	1/3/01	Anaheim	3-2 win	Petr Tenkrat (4:01 of OT)
	11/24/02	Anaheim	4-4 tie	Kristian Huselius (19:46 of 3rd)
	3/21/95	Anaheim	3-3 tie	Dan Quinn (18:53 of 3rd)
	4/23/95	Los Angeles	2-2 tie	Marly McSorley (19:19 of 3rd)
	12/31/95	Los Angeles	2-2 tie	Rick Tocchet (7:43 of 3rd)
	2/17/96	Los Angeles	2-1 win	Paul Kariya (4:07 of OT)
	1/25/97	Los Angeles	2-2 tie	Kai Nurminen (17:15 of 3rd)
	1/12/98	Los Angeles	3-2 loss	Ray Ferraro (2:04 of OT)
	1/24/98	Anaheim	3-3 tie	Paul Kariya (2:51 of 3rd)
	3/9/98	Los Angeles	4-3 loss	Yanic Perronault (4:19 of OT)
Los Angeles (10-14-10)	4/15/99	Los Angeles	4-3 loss	Ray Ferraro (2:21 of OT)
	12/3/99	Anaheim	1-1 tie	Pavel Linka (15:30 of 1st)
	3/15/00	Anaheim	2-2 tie	Bryan Smolinski (0:59 of 2nd)
	4/9/00	Anaheim	4-3 loss	Glen Murray (1:06 of OT)
	10/23/00	Anaheim	5-4 loss	Ziggy Palfy (1:04 of OT)
	3/24/01	Los Angeles	3-3 tie	Oleg Tverdokhlo (12:51 of 3rd)
	12/16/01	Anaheim	3-2 loss	Aaron Miller (0:14 of OT)
	11/29/02	Anaheim	2-2 tie	Keith Carney (3:28 of 3rd)
	1/7/04	Anaheim	4-4 tie	Todd Simpson (10:54 of 3rd)
	1/28/04	Anaheim	4-3 loss	Joseph Cona (2:37 of OT)
Los Angeles (10-14-10)	12/16/05	Anaheim	4-3 loss	Alexander Frolov (50)

ALL-TIME OVERTIME RECORDS

	1/23/06	Los Angeles	3-2 loss	Joe Corvo (SO)
	1/30/06	Anaheim	4-3 win	Scott Niedermayer (1:48 of OT)
	10/22/06	Los Angeles	3-2 win	Ryan Getzlaf (SO)
	2/17/07	Los Angeles	3-2 win	Corey Perry (SO)
	2/18/07	Anaheim	4-3 loss	Lubomir Visnovsky (SO)
	3/1/07	Los Angeles	4-3 loss	Michael Cammalleri (3:17 of OT)
	11/13/07	Anaheim	4-3 win	Corey Perry (SO)
	3/26/08	Anaheim	2-1 win	Mathieu Schneider (SO)
	11/04/08	Los Angeles	1-0 win	Chris Pronger (0:40 of OT)
	4/3/10	Los Angeles	2-1 win	Saku Koivu (SO)
	4/6/10	Anaheim	5-4 loss	Anze Kopitar (SO)
	3/19/11	Los Angeles	2-1 win	Corey Perry (1:32 of OT)
	11/16/11	Los Angeles	2-1 loss	Justin Williams (SO)
	12/22/11	Los Angeles	3-2 loss	Dustin Brown (SO)
	4/7/13	Anaheim	4-3 win	Saku Koivu (SO)
Minnesota (2-7-2)	12/8/00	Minnesota	1-0 win	Oleg Tverdokavsky (0:21 of OT)
	1/11/02	Minnesota	2-2 tie	Paul Kariya (11:34 of 2nd)
	1/23/02	Anaheim	3-2 win	Keith Carney (4:02 of OT)
	1/20/03	Anaheim	2-1 loss	Antti Laaksonen (2:53 of OT)
	11/30/03	Minnesota	1-1 tie	Sandis Ozolins (18:35 of 2nd)
	11/6/05	Anaheim	4-3 loss	Randy Robitaille (SO)
	10/27/06	Minnesota	3-2 loss	Mikko Koivu (SO)
	10/6/09	Minnesota	4-3 loss	Andrew Brunette (3:08 of OT)
	12/4/09	Minnesota	5-4 loss	Guillaume Latendresse (SO)
	11/17/10	Minnesota	2-1 loss	Antti Miettinen (3:36 of OT)
	2/25/11	Anaheim	3-2 loss	Pierre-Marc Bouchard (4:53 of OT)
Montreal (2-2-2)	11/8/95	Montreal	3-2 win	Paul Kariya (2:35 of OT)
	10/7/96	Montreal	6-6 tie	Bobby Dallas (14:09 of 3rd)
	11/12/97	Anaheim	4-3 loss	Valeri Bure (4:07 of OT)
	10/29/02	Montreal	2-2 tie	Keith Carney (15:08 of 3rd)
	3/7/10	Anaheim	4-3 loss	Tomas Plekanec (SO)
	1/22/11	Montreal	4-3 win	Bobby Ryan (SO)
	11/4/00	Nashville	3-3 tie	Pascal Trepurrier (17:47 of 3rd)
	12/28/00	Nashville	2-2 tie	Petr Tenkrat (8:46 of 3rd)
	3/11/01	Anaheim	1-0 win	Mike Crowley (3:40 of OT)
	4/1/03	Nashville	2-1 win	Steve Thomas (4:07 of OT)
	11/21/03	Anaheim	4-3 loss	Scott Hartnell (1:31 of OT)
	2/20/04	Anaheim	3-2 loss	Scott Walker (3:34 of OT)
	10/8/05	Nashville	3-2 loss	Paul Kariya (SO)
	1/9/07	Nashville	5-4 loss	Steve Sullivan (3:12 of OT)
	3/4/07	Anaheim	3-2 win	Teemu Selanne (SO)
	11/14/08	Anaheim	4-3 loss	Dan Hamhuis (2:17 of OT)
	3/18/09	Anaheim	4-3 win	Teemu Selanne (0:34 of OT)
	3/24/09	Nashville	2-1 win	Teemu Selanne (SO)
	1/26/13	Anaheim	3-2 win	Corey Perry (SO)
	2/16/13	Nashville	3-2 win	Corey Perry (SO)
New Jersey (0-2-1)	3/8/03	New Jersey	3-2 loss	Jamie Loganbrunner (3:04 of OT)
	11/26/03	Anaheim	3-3 tie	Sergei Fedorov (18:11 of 3rd)
	2/17/12	New Jersey	3-2 loss	Patrik Elias (SO)
N.Y. Islanders (2-2-4)	10/10/93	Anaheim	4-3 loss	Pierre Turgeon (2:43 of OT)
	11/17/95	Anaheim	2-1 win	Peter Douris (4:59 of OT)
	11/20/96	Anaheim	2-2 tie	Bryan Smolinski (6:32 of 2nd)
	12/18/98	Anaheim	2-2 tie	Mariusz Czerkowski (10:32 of 3rd)
	4/3/99	New York	2-2 tie	Matt Cullen (17:34 of 3rd)
	2/17/03	New York	2-2 tie	Alexei Yashin (12:49 of 3rd)
	10/11/06	Anaheim	5-4 loss	Mike York (SO)
	3/19/10	Anaheim	5-4 win	Saku Koivu (0:14 of OT)
	10/26/97	New York	3-3 tie	Teemu Selanne (12:01 of the 3rd)
	3/6/00	Anaheim	4-3 loss	Brian Leetch (0:29 of OT)
	11/19/02	New York	3-2 loss	Pavel Bure (0:57 of OT)
	11/1/06	Anaheim	4-3 loss	Jaromir Jagr (3:09 of OT)
	10/8/11	Stockholm**	2-1 win	Bobby Ryan (SO)
	11/3/11	New York	2-1 loss	Marian Gaborik (SO)
Ottawa (2-1-3)	12/30/96	Ottawa	4-3 win	Steve Rucchin (4:33 of OT)
	10/10/97	Anaheim	1-1 tie	Espen Knutsen (8:32 of 3rd)
	12/28/98	Ottawa	2-2 tie	Shawn McEachern (19:54 of 3rd)
	3/17/99	Anaheim	2-2 tie	Marian Hossa (17:47 of 2nd)
	1/19/06	Ottawa	4-3 win	Chris Kunitz (SO)
	12/6/09	Anaheim	4-3 loss	Daniel Alfredsson (SO)
	1/18/11	Ottawa	2-1 win	Bobby Ryan (SO)
Philadelphia (3-2-5)	3/27/94	Philadelphia	3-2 win	Garry Valk (0:24 of OT)
	1/9/96	Anaheim	2-2 tie	John LeClair (17:33 of 2nd)
	10/15/97	Anaheim	2-2 tie	Tomas Sandstrom (15:28 of 3rd)
	3/19/98	Philadelphia	3-3 tie	Frank Bonham (19:32 of 2nd)
	11/3/99	Anaheim	3-3 tie	John LeClair (19:55 of 2nd)
	2/3/00	Philadelphia	3-3 tie	Eric Lindros (6:15 of 3rd)
	10/22/03	Anaheim	4-3 win	Rob Niedermayer (1:10 of OT)
	1/2/09	Anaheim	5-4 loss	Mike Richards (SO)
	10/10/09	Philadelphia	3-2 win	Teemu Selanne (SO)
	12/2/11	Anaheim	4-3 loss	Claude Giroux (3:29 of OT)
	10/25/98	Anaheim	2-2 tie	Steve Rucchin (15:22 of 3rd)
	1/21/99	Phoenix	3-3 tie	Tappo Numminen (9:44 of 3rd)
	3/26/00	Anaheim	4-3 win	Oleg Tverdokavsky (3:47 of OT)
	11/1/00	Anaheim	1-1 tie	Oleg Tverdokavsky (5:50 of 3rd)
	10/24/00	Phoenix	3-2 win	Mike Leclerc (1:49 of OT)
	3/28/02	Phoenix	2-1 win	German Titov (3:58 of OT)
	11/27/02	Anaheim	2-2 tie	Daniel Briere (19:15 of 3rd)
	11/8/03	Phoenix	4-3 loss	Radoslaw Suchy (1:20 of OT)
	11/9/03	Anaheim	2-1 win	Petr Sykora (3:43 of OT)
	2/23/04	Phoenix	1-1 tie	D. Langkow (18:38 of 2nd)
	3/16/04	Phoenix	3-2 win	Sergei Fedotov (0:29 of OT)

ALL-TIME OVERTIME RECORDS



	11/12/05	Phoenix	2-1 loss	Zbynek Michalek (3:09 of OT)
	2/15/07	Phoenix	5-4 win	Teemu Selanne (1:53 of OT)
	11/7/07	Anaheim	6-5 loss	Shane Doan (4:29 of OT)
	11/23/07	Anaheim	4-3 loss	Shane Doan (SO)
	1/5/08	Phoenix	3-2 loss	Peter Mueller (SO)
	3/11/08	Phoenix	3-2 loss	Radim Vrbata (SO)
	4/6/08	Anaheim	3-2 win	Ryan Getzlaf (SO)
	3/19/09	Phoenix	3-2 win	Bobby Ryan (SO)
	4/11/09	Phoenix	5-4 loss	Viktor Tikhonov (SO)
	10/31/09	Phoenix	3-2 loss	Radim Vrbata (SO)
	11/29/09	Anaheim	3-2 loss	James Vandermeer (1:18 of OT)
	3/2/13	Phoenix	5-4 loss	Steve Sullivan (SO)
Pittsburgh (2-0-2)	3/4/13	Phoenix	5-4 loss	Oliver Ekman-Larsson (SO)
	2/24/94	Pittsburgh	2-2 tie	Joe Sacco (17:16 of 2nd)
	12/1/98	Pittsburgh	4-4 tie	Martin Staska (11:59 of 3rd)
	10/27/99	Anaheim	2-1 win	Teemu Selanne (3:38 of 3rd)
	11/6/06	Anaheim	3-2 win	Teemu Selanne (0:44 of OT)
St. Louis (2-1-5)	12/12/93	Anaheim	2-1 win	Jarrod Skalde (2:56 of OT)
	1/24/94	Anaheim	3-2 loss	Kevin Miller (1:10 of OT)
	3/14/97	Anaheim	4-4 tie	Joe Murphy (16:18 of 3rd)
	12/27/97	St. Louis	5-5 tie	Jim Campbell (15:42 of 3rd)
	10/31/98	St. Louis	2-2 tie	Al MacInnis (8:24 of 3rd)
	3/11/00	St. Louis	1-1 tie	Fredrik Olausson (18:02 of 3rd)
	3/20/03	St. Louis	3-2 loss	Pavel Demitra (2:22 of OT)
	11/4/02	St. Louis	2-1 loss	Keith Tkachuk (4:29 of OT)
	3/17/03	Anaheim	1-1 tie	Marin Skoula (15:30 of 3rd)
	12/31/05	St. Louis	5-4 win	Chris Kunitz (SO)
	10/30/06	St. Louis	6-5 win	Ryan Getzlaf (SO)
	3/31/07	St. Louis	3-2 win	Andy McDonald (0:25 of OT)
	2/1/08	St. Louis	1-0 loss	Andy McDonald (SO)
	2/22/08	Anaheim	2-1 in	Samuel Pahlsson (0:32 of OT)
	11/21/08	St. Louis	3-2 loss	Lee Stempniak (2:39 of OT)
	1/23/10	St. Louis	4-3 win	James Wisniewski (SO)
	2/9/13	St. Louis	6-5 win	Nick Bonino (SO)
San Jose (7-6-4)	3/16/13	St. Louis	2-1 loss	Chris Stewart (0:45 of OT)
	10/31/93	Anaheim	2-1 loss	Torn Pederson (1:47 of OT)
	4/2/97	San Jose	5-5 tie	Marty McSorley (19:38 of 3rd)
	11/6/98	Anaheim	2-2 tie	Dave Lowry (10:27 of 3rd)
	4/17/99	San Jose	3-3 tie	Owen Nolan (1:49 of 3rd)
	2/18/00	Anaheim	4-4 tie	N. Sundstrom (17:38 of 3rd)
	11/30/00	San Jose	3-2 loss	Scott Hannan (4:50 of OT)
	3/13/03	Anaheim	3-2 win	Steve Thomas (2:04 of OT)
	3/22/03	San Jose	3-2 win	Nicklas Havelid (1:33 of OT)
	11/4/05	Anaheim	1-0 loss	Marcel Goc (0:51 of OT)
	3/7/06	Anaheim	5-4 win	Sandis Ozolins (0:58 of OT)
	4/4/07	Anaheim	3-2 loss	Ryan Clowe (SO)
	11/9/07	Anaheim	3-2 win	Ryan Getzlaf (SO)
	11/17/07	San Jose	2-1 win	Corey Perry (SO)
	12/16/07	Anaheim	2-1 loss	Joe Thornton (SO)
	1/13/08	Anaheim	4-3 win	Francois Beauchemin (0:33 of OT)
	11/9/10	San Jose	3-2 win	Lubomir Visnovsky (4:27 of OT)
	1/29/13	San Jose	3-2 loss	Michal Handzus (SO)
Tampa Bay (2-0-1)	3/3/96	Anaheim	2-2 tie	Joe Sacco (2:34 of 3rd)
	1/29/10	Tampa Bay	2-1 win	James Wisniewski (SO)
	11/3/10	Anaheim	3-2 win	Ryan Getzlaf (2:53 of OT)
Toronto (1-1-5)	1/18/94	Toronto	3-3 tie	Dmitri Mironov (17:36 of 3rd)
	3/17/95	Anaheim	3-3 tie	Bob Corkum (19:25 of 3rd)
	12/2/95	Toronto	4-4 tie	Mats Sundin (15:23 of 3rd)
	12/17/95	Anaheim	3-2 loss	Dave Andreychuk (2:05 of OT)
	10/28/97	Toronto	2-2 tie	Teemu Selanne (8:04 of 3rd)
	12/2/97	Toronto	3-3 tie	Ruslan Salei (15:54 of 3rd)
	10/21/08	Toronto	3-2 win	Teemu Selanne (SO)
Vancouver (3-6-9)	2/17/95	Anaheim	2-2 tie	David Williams (11:54 of 3rd)
	1/24/96	Vancouver	2-1 win	Alex Hicks (1:34 of OT)
	11/14/97	Anaheim	3-3 tie	Brian Noonan (14:04 of 2nd)
	12/9/98	Anaheim	4-4 tie	Bret Hedican (9:07 of 3rd)
	3/10/99	Anaheim	4-4 tie	Harry York (19:11 of 3rd)
	12/8/99	Anaheim	2-2 tie	Steve Kucchin (5:27 of 3rd)
	2/23/00	Anaheim	4-4 tie	Ladislav Kohn (15:43 of 2nd)
	3/30/01	Vancouver	2-2 tie	Ed Jovanovski (16:03 of 3rd)
	12/12/01	Anaheim	1-0 loss	Ed Jovanovski (4:06 of OT)
	10/18/02	Anaheim	2-2 tie	Todd Bertuzzi (14:54 of 3rd)
	10/24/02	Vancouver	2-2 tie	Paul Kariya (8:28 of 3rd)
	2/20/07	Anaheim	3-2 loss	Daniel Sedin (2:19 of OT)
	10/31/08	Anaheim	7-6 loss	Mattias Ohlund (SO)
	3/1/09	Anaheim	4-3 win	Scott Niedermayer (3:37 of OT)*
	4/2/09	Vancouver	6-5 win	Corey Perry (SO)
	4/2/10	Anaheim	5-4 loss	Pavel Demitra (SO)
	12/8/10	Vancouver	5-4 loss	Jeff Tambellini (SO)
	4/3/12	Vancouver	5-4 loss	Alexander Edler (SO)
Washington (1-2-1)	11/29/95	Anaheim	2-2 tie	Peter Bondra (19:27 of 2nd)
	1/13/06	Anaheim	3-2 loss	Alexander Ovechkin (3:04 of OT)
	12/15/10	Washington	2-1 win	Ryan Getzlaf (4:03 of OT)
	11/1/11	Washington	5-4 loss	Nicklas Backstrom (2:18 of OT)
Winnipeg (0-1-0)	10/15/10	Anaheim	5-4 loss	Nigel Dowes (SO)

*Overtime Goal scored during 3 on 3

*Overtime Goal scored on Penalty Shot

**Game was played in Stockholm, Sweden (Ducks were designated home team)

ALL-TIME HAT TRICKS

REGULAR SEASON

ALL-TIME HAT TRICKS

FOR (41)

Terry Yake @ NYR, 10/19/93 (M. Richter), 3-1=4 pts.
Teemu Selanne vs. SJ, 2/25/96 (C. Terrieri), 3-1=4 pts.
Teemu Selanne vs. STL, 3/17/96 (G. Fuhr/J. Casey), 3-0=3 pts.
*Garry Valk @ STL, 3/22/96 (G. Fuhr), 3-0=3 pts.
Teemu Selanne vs. SJ, 11/1/96 (K. Hrudely), 3-0=3 pts.
Paul Kariya vs. BUF, 1/10/97 (D. Hasek), 3-1=4 pts.
Paul Kariya @ PHX, 1/23/97 (N. Khabibulin), 3-0=3 pts.
Teemu Selanne @ NYR, 10/26/97 (M. Richter), 3-0=3 pts.
Teemu Selanne vs. SJ, 11/10/97 (M. Vernon), 3-0=3 pts.
Paul Kariya vs. FLA, 1/21/98 (Vanbiesbrouck/Weekes), 3-2=5 pts.
Teemu Selanne @ OTT, 3/22/98 (R. Tugnutt), 3-0=3 pts.
Teemu Selanne @ BUF, 1/1/99 (D. Hasek), 3-2=5 pts.
*Teemu Selanne @ DAL, 11/26/99 (E. Belfour), 3-0=3 pts.
Marty McInnis vs. LA, 10/23/00 (J. Storr), 3-0=3 pts.
Teemu Selanne @ PHX, 2/1/01 (S. Burke), 3-0=3 pts.
Paul Kariya vs. CGY, 2/19/01 (F. Braithwaite), 3=1=4 pts.
Paul Kariya @ SJ, 3/29/01 (Nabokov/Kiprusoff), 3-0=3 pts.
Paul Kariya vs. NSH, 1/14/02 (Dunham/Vakoun), 3-0=3 pts.
Paul Kariya vs. PHI, 2/6/02 (B. Boucher), 3-0=3 pts.
Paul Kariya @ BOS, 10/31/02 (S. Shields), 3-1=4 pts.
Vaclav Prospal vs. MIN, 1/23/04 (D. Roloson), 3-1=4 pts.
Jonathan Hedstrom vs. LA, 1/9/06 (M. Garon), 3-0=3 pts.
Chris Kunitz vs. PHX, 11/19/06 (C. Joseph), 3-1=4 pts.
Teemu Selanne @ DAL 1/11/07 (M. Turco), 3-0=3 pts.
Teemu Selanne vs. CHI, 2/24/08 (Lalime/Crawford), 3-2=5 pts.
Teemu Selanne vs. DET, 10/29/08 (C. Osgood), 3-0=3 pts.
*Bobby Ryan @ LA, 1/8/09 (J.Quick), 3-0=3 pts.
Bobby Ryan @ PHX, 11/27/10 (I. Bryzgalov) 3-0=3 pts.
Corey Perry vs. MIN, 12/12/10 (N. Backstrom), 3-2=5 pts.
Bobby Ryan vs. STL 1/12/11 (T. Conklin), 3-1=4 pts.
*Corey Perry @ COL 2/5/11 (P. Budaj), 3-0=3 pts.
Lubomir Visnovsky vs. DAL, 3/4/11 (K. Lehtonen), 3-1=4 pts.
Teemu Selanne vs. COL, 3/28/11 (B. Elliott), 3-2=5 pts.
Corey Perry vs. SJ, 4/6/11 (A. Niittymaki), 3-1=4 pts.
Corey Perry vs. CBJ, 1/8/12 (S. Mason/C. Sanford) 3-0=3 pts.
Saku Koivu vs. DAL, 1/10/12 (K. Lehtonen) 3-0=3 pts.
Andrew Coglian @ PHX, 1/31/12 (M. Smith) 3-0=3pts.*
Corey Perry @ CBJ, 2/12/12 (S. Mason), 3-0=3 pts.
Nick Bonino vs. LA, 2/2/13 (Quick, Bernier), 3-1=4 pts.
Kyle Palmieri vs. NSH, 2/27/13 (P. Rinne), 3-0=3 pts.*
Andrew Coglian @ PHX, 3/2/13 (M. Smith), 3-0=3 pts.

AGAINST (39)

Pavel Bure @ VAN, 4/11/95 (G. Hebert), 3-0=3 pts.
Owen Nolan vs. SJ, 12/19/95 (Hebert/Shtalenkov), 4-1=5 pts.
Alexander Mogilny vs. VAN, 12/22/95 (M. Shtalenkov), 3-1=4 pts.
Brian Savage @ MTL, 10/7/96 (G. Hebert), 3-0=3 pts.
Martin Rucinsky vs. MTL, 11/6/96 (G. Hebert), 3-0=3 pts.
Peter Bondra vs. WSH, 12/13/96 (M. Shtalenkov), 3-0=3 pts.
Jeff O'Neill vs. HFD, 1/31/97 (G. Hebert), 3-0=3 pts.
Joe Nieuwendyk @ DAL, 3/13/98 (Shtalenkov, Askey), 4-0=4 pts.
Keith Tkachuk @ PHX, 4/3/98 (M. Shtalenkov), 3-2=5 pts.
Alexander Selivanov vs. EDM, 2/17/99 (Hebert/Roussel), 3-0=3pts.
Viktor Kozlov vs. FLA, 1/5/00 (Hebert/Roussel), 3-1=4 pts.
Pavel Demitra @ STL, 2/12/00 (G. Hebert), 3-0=3 pts.
Andrew Cassels vs. VAN, 11/8/00 (Hebert/Roussel), 3-0=3pts.
Michal Handzus @ STL, 12/23/00 (G. Hebert), 3-0=3 pts.
Brett Hull @ DAL, 3/21/01 (Giguere/Naumenko), 4-0=4 pts.
Teemu Selanne @ SJ, 3/29/01 (J.S. Giguere), 3-0=3 pts.
Mark Parrish @ NYI, 11/24/01 (Shields/Giguere), 3-1=4 pts.
*Chris Brown @ BUF, 12/04/02 (M. Gerber), 3-0=3 pts.
Jason Arnott vs. DAL, 11/16/05 (I. Bryzgalov), 3-0=3 pts.
*Kewyn Adams vs. CAR, 12/6/05 (I. Bryzgalov), 3-0=3 pts.
Jonathan Cheechoo @ SJ, 12/20/05 (J.S. Giguere), 3-0=3 pts.
Alexander Ovechkin vs. WSH, 1/13/06 (J.S. Giguere), 3-0=3 pts.
Jonathan Cheechoo vs. SJ, 2/1/06 (I. Bryzgalov), 3-0=3 pts.
Jonathan Cheechoo @ SJ, 4/15/06 (J.S. Giguere), 3-2=5 pts.
Peter Mueller vs. PHX, 11/7/07 (Bryzgalov/Giguere), 3-0=3 pts.
*Mike Knuble @ PHI, 2/2/08 (Hiller), 3-0=3 pts.
Mark Parrish vs. DAL, 11/7/08 (J.S. Giguere) 3-0=3 pts.
*David Booth vs. FLA, 11/9/08 (J.S. Giguere), 3-0=3 pts.
Ilya Kovalchuk vs. ATL, 2/15/09 (Giguere/Hiller), 3-1=4 pts.
Niklas Hagman vs. TOR, 10/26/09 (J. Hiller), 3-0=3 pts.
Henrik Zetterberg vs. DET, 11/14/09 (J. Hiller), 3-2=5 pts.
Loui Eriksson @ DAL, 12/31/09 (J. Hiller), 3-0=3 pts.
Michael Grabner vs. VAN, 4/2/10 (C. McElhinney), 3-0=3 pts.
Anthony Stewart vs. ATL, 10/15/10 (J. Hiller), 3-0=3 pts.
*Eric Staal @ CAR, 12/18/10, (J. Hiller), 3-0=3 pts.
Alexander Semin vs. WSH, 2/16/11 (C. McElhinney), 3-0=3 pts.
Patrick Sharp vs. CHI, 11/25/11 (J. Hiller) 3-0=3 pts.
Justin Abdelkader vs. DET, 3/22/13 (Fasht, Hiller), 3-1=4 pts.
Radim Vrbata vs. PHX, 4/27/13 (Fasht), 3-1=4 pts.

*Natural Hat Trick


ALL-TIME PENALTY SHOTS

FOR (12-28)

Joe Sacco vs. Jocelyn Thibault; goal, 11/12/97 vs. MTL
 Paul Kariya vs. Kevin Weekes; goal, 1/21/98 vs. FLA
 J.F. Jomphe vs. Curtis Joseph; no goal, 4/15/98 @ EDM
 Tomas Sandstrom vs. Stephane Fiset; goal, 2/15/99 @ LA
 Paul Kariya vs. Corey Hirsch; goal, 2/20/99 @ VAN
 Paul Kariya vs. Stephane Fiset; no goal, 3/18/99 @ LA
 Teemu Selanne vs. J-Sebastien Aubin; no goal, 10/27/99 vs. PIT
 Fredrik Olausson vs. Martin Brodeur; goal, 11/24/99 vs. NJ
 Matt Cullen vs. Milan Hnilek; no goal, 11/4/01 vs. ATL
 Dan Bylsma vs. Dan Cloutier; no goal, 12/12/01 vs. VAN
 Petr Sykora vs. Roman Turek; no goal, 12/29/02 @ CGY
 Paul Kariya vs. Jamie McLennan; no goal, 3/16/03 vs. CGY
 Steve Thomas vs. Tomas Vokoun; goal, 4/1/03 @ NSH
 Scott Niedermayer vs. Pascal Leclaire; no goal, 3/5/06 vs. CBJ
 Jonathan Hedstrom vs. Peter Budaj; goal, 3/22/06 vs. COL
 Andy McDonald vs. Curtis Joseph; goal, 11/3/06 vs. PHX
 Teemu Selanne vs. Fredrik Norrena; no goal, 1/5/07 vs. CBJ
 Teemu Selanne vs. Mathieu Garon; no goal, 3/18/07 vs. LA
 Samuel Pahlsson vs. Fredrik Norrena; goal, 12/10/07 @ CBJ
 Todd Bertuzzi vs. Evgeni Nabokov; no goal, 12/22/07 @ SJ
 Chris Kunitz vs. Marty Turco; no goal, 1/15/08 vs. DAL
 Corey Perry vs. Carey Price; no goal, 10/25/08 @ MTL
 Corey Perry vs. Niklas Backstrom; goal, 12/12/10 vs. MIN
 Teemu Selanne vs. Corey Crawford; no goal, 1/2/11 vs. CHI
 Bobby Ryan vs. Jimmy Howard; goal, 3/2/11 vs. DET
 Bobby Ryan vs. Henrik Karlsson; no goal, 3/20/11 vs. CGY
 Teemu Selanne vs. Brian Elliott; goal, 3/28/11 vs. COL
 Andrew Cogliano vs. Jason LaBarbera; no goal, 3/6/13 vs. PHX

AGAINST (8-26)

Cam Neely vs. Ron Tugnutt; no goal, 10/15/93 vs. BOS
 Dan Quinn vs. Mikhail Shtalenkov; goal, 3/21/95 vs. LA
 Peter Bondra vs. Mikhail Shtalenkov; no goal, 12/13/96 vs. WSH
 Alexandre Daigle vs. Guy Hebert; no goal, 12/30/96 @ OTT
 Tony Amonte vs. Guy Hebert; no goal, 2/1/98 vs. CHI
 Glen Murray vs. Guy Hebert; no goal, 2/7/98 vs. LA
 Ray Whitney vs. Guy Hebert; goal, 3/21/99 vs. FLA
 Stan Drulia vs. Dominic Roussel; no goal, 10/15/99 @ TB
 Jarome Iginla vs. J.S. Giguere; no goal, 12/8/01 @ CGY
 Alexei Zhamnov vs. Steve Shields; no goal, 12/30/01 @ CHI
 Chris Drury vs. J.S. Giguere; goal, 4/12/02 vs. COL
 Daniel Sedin vs. J.S. Giguere; no goal, 1/17/04 @ VAN
 Brett Clark vs. Ilya Bryzgalov; no goal, 11/18/05 vs. COL
 Trevor Linden vs. Ilya Bryzgalov; goal, 11/20/05 vs. VAN
 Thomas Vanek vs. J.S. Giguere; goal, 12/8/05 @ BUF
 Jonathan Cheechoo vs. J.S. Giguere; goal, 12/20/05 @ SJ
 Jeri Lehtinen vs. J.S. Giguere; goal, 1/28/07 vs. DAL
 Henrik Sedin vs. Jonas Hiller; no goal, 11/27/07 @ VAN
 Milan Michalek vs. J.S. Giguere; no goal, 12/16/07 vs. SJ
 Torrey Mitchell vs. J. S. Giguere; no goal, 12/17/09 vs. SJ
 Jamie Benn vs. Jonas Hiller; no goal, 11/12/10 vs. DAL
 Olli Jokinen vs. Curtis McElhinney; no goal, 2/11/11 @ CGY
 Martin Erat vs. Jonas Hiller; goal, 11/9/11 vs. NSH
 David Booth vs. Jonas Hiller; no goal, 4/3/12 @ VAN
 Alex Burrows vs. Jonas Hiller; no goal, 1/25/13 vs. VAN
 Dustin Brown vs. Jonas Hiller; no goal, 2/25/13 @ LA



ALL-TIME SHUTOUTS

BY THE DUCKS (88)

1993-94 (3)

12/15/93 @ Toronto, 1-0 (Guy Hebert - 38 saves)
12/28/93 @ N.Y. Islanders, 3-0 (Ron Tugnutt - 38 saves)
2/4/94 vs. Vancouver, 3-0 (Guy Hebert - 22 saves)

1994-95 (2)

3/15/95 @ Calgary, 5-0 (Guy Hebert - 29 saves)
4/17/95 vs. San Jose, 3-0 (Guy Hebert - 27 saves)

1995-96 (4)

11/1/95 vs. St. Louis, 3-0 (Guy Hebert - 28 saves)
3/13/96 vs. Colorado, 4-0 (Guy Hebert - 27 saves)
4/3/96 vs. Edmonton, 1-0 (Guy Hebert - 27 saves)
4/8/96 vs. Vancouver, 2-0 (Guy Hebert - 32 saves)

1996-97 (6)

10/9/96 @ Chicago, 2-0 (Mikhail Shtalenkov - 26 saves)
11/23/96 @ San Jose, 3-0 (Guy Hebert - 25 saves)
11/29/96 vs. Chicago, 2-0 (Guy Hebert - 27 saves)
12/20/96 vs. Calgary, 7-0 (Guy Hebert - 39 saves)
1/1/97 @ Florida, 3-0 (Guy Hebert - 28 saves)
3/30/97 @ Detroit, 1-0, OT (Mikhail Shtalenkov - 26 saves)

1997-98 (4)

10/30/97 @ Boston, 3-0 (Guy Hebert - 25 saves)
11/22/97 @ St. Louis, 2-0 (Guy Hebert - 23 saves)
11/26/97 vs. New Jersey, 2-0 (Guy Hebert - 29 saves)
2/30/98 @ Edmonton, 4-0 (Mikhail Shtalenkov - 26 saves)

1998-99 (7)

10/21/98 vs. Boston, 3-0 (Guy Hebert - 26 saves)
11/14/98 @ Calgary, 1-0 (Guy Hebert - 24 saves)
12/11/98 vs. Washington, 1-0 (Guy Hebert - 31 saves)
12/13/98 vs. Los Angeles, 3-0 (Guy Hebert - 35 saves)
12/22/98 @ Colorado, 1-0 (Dominic Roussel - 45 saves)
2/3/99 vs. Chicago, 3-0 (Guy Hebert - 35 saves)
4/11/99 vs. Phoenix, 3-0 (Guy Hebert - 40 saves)

1999-00 (5)

10/8/99 vs. Dallas, 3-0 (Guy Hebert - 37 saves)
11/9/99 @ Toronto, 2-0 (Guy Hebert - 19 saves)
12/17/99 vs. Chicago, 2-0 (Guy Hebert - 21 saves)
12/26/99 @ San Jose, 1-0 (Dominic Roussel - 26 saves)
3/5/00 vs. Nashville, 1-0 (Guy Hebert - 33 saves)

2000-01 (6)

12/3/00 vs. Los Angeles, 4-0 (Guy Hebert - 29 saves)
12/8/00 @ Minnesota, 1-0 (Guy Hebert - 27 saves)
2/21/01 vs. San Jose, 1-0 (J.S. Giguere - 24 saves)
3/4/01 vs. Los Angeles, 4-0 (J.S. Giguere - 25 saves)
3/11/01 vs. Nashville, 1-0 (J.S. Giguere - 31 saves)
3/13/01 @ Nashville, 2-0 (J.S. Giguere - 33 saves)

2001-02 (5)

11/4/01 vs. Atlanta, 5-0 (J.S. Giguere - 24 saves)
12/8/01 vs. Calgary, 4-0 (Giguere/Shields - 18 saves)
12/23/01 @ Phoenix, 4-0 (J.S. Giguere - 24 saves)
1/28/02 @ St. Louis, 1-0 (J.S. Giguere - 15 saves)
4/5/02 vs. Edmonton, 2-0 (J.S. Giguere - 26 saves)

2002-03 (9)

11/10/02 vs. Minnesota, 1-0 (J.S. Giguere - 26 saves)
12/8/02 vs. Nashville, 3-0 (J.S. Giguere - 20 saves)
12/11/02 vs. Washington, 3-0 (J.S. Giguere - 26 saves)
12/15/02 vs. Pittsburgh, 5-0 (J.S. Giguere - 19 saves)
12/22/02 vs. Phoenix, 4-0 (J.S. Giguere - 24 saves)
1/18/03 @ Minnesota, 1-0 (J.S. Giguere - 33 saves)
2/19/03 vs. Columbus, 2-0 (J.S. Giguere - 26 saves)
2/23/03 @ Carolina, 4-0 (Martin Gerber - 28 saves)
3/24/03 vs. Columbus, 5-0 (J.S. Giguere - 29 saves)

BY OPPONENTS (104)

1993-94 (9)

10/20/93 @ New Jersey, 4-0 (Martin Brodeur - 17 saves)
11/27/93 @ San Jose, 1-0 (Arturs Irbe - 15 saves)
12/19/93 @ Chicago, 2-0 (Ed Belfour - 22 saves)
12/30/93 @ Washington, 3-0 (Rick Tabaracci - 26 saves)
2/18/94 vs. Quebec, 1-0 (Stephane Fiset - 28 saves)
3/6/94 @ San Jose, 6-0 (Arturs Irbe - 25 saves)
3/8/94 @ Chicago (in Phoenix), 3-0 (Ed Belfour - 31 saves)
3/9/94 vs. Buffalo, 3-0 (Dominik Hasek - 24 saves)
4/11/94 vs. Calgary, 3-0 (Mike Vernon - 27 saves)

1994-95 (6)

2/7/95 vs. Chicago, 3-0 (Ed Belfour - 16 saves)
2/12/95 @ Edmonton, 2-0 (Bill Ranford - 29 saves)
3/3/95 @ Dallas, 4-0 (Darcy Wakaluk - 27 saves)
3/5/95 @ Chicago, 3-0 (Ed Belfour - 16 saves)
4/7/95 vs. Dallas, 2-0 (Andy Moog - 18 saves)
4/11/95 @ Vancouver, 5-0 (Kirk McLean - 25 saves)

1995-96 (2)

11/22/95 @ Edmonton, 2-0 (Bill Ranford - 31 saves)
1/12/96 @ Chicago, 3-0 (Jeff Hackett - 13 saves)

1996-97 (11)

10/22/96 @ Philadelphia, 3-0 (Ron Hextall - 12 saves)

1997-98 (11)

10/13/97 vs. Boston, 3-0 (Jim Carey - 27 saves)
11/16/97 vs. Dallas, 4-0 (Ed Belfour - 31 saves)
11/19/97 vs. Chicago, 4-0 (Jeff Hackett - 27 saves)
11/24/97 @ Dallas, 5-0 (Ed Belfour - 13 saves)
12/3/97 @ Buffalo, 4-0 (Dominik Hasek - 29 saves)
12/10/97 vs. PIT, 3-0 (Tom Barasso - 28 saves)
12/28/97 @ Chicago, 2-0 (Jeff Hackett - 27 saves)
1/14/98 vs. Colorado, 2-0 (Patrick Roy - 33 saves)
3/4/98 vs. Detroit, 2-0 (Kevin Hodson - 35 saves)
3/6/98 vs. San Jose, 3-0 (Mike Vernon - 23 saves)
3/18/98 @ New Jersey, 3-0 (Martin Brodeur - 25 saves)

1998-99 (5)

10/10/98 @ Washington, 1-0 (Olaf Kolzig - 29 saves)
10/13/98 @ Montreal, 1-0 (Jocelyn Thibault - 30 saves)
1/30/99 @ Edmonton, 1-0 (Mikhail Shtalenkov - 22 saves)
3/12/99 @ Dallas, 4-0 (Ed Belfour - 27 saves)
3/13/99 @ Phoenix, 1-0 (Nikolai Khabibulin - 27 saves)

1999-00 (5)

10/2/99 @ Dallas, 2-0 (Ed Belfour - 22 saves)
10/5/99 @ Phoenix, 4-0 (Mikhail Shtalenkov - 21 saves)
10/31/99 vs. Phoenix, 3-0 (Mikhail Shtalenkov - 33 saves)
1/12/00 vs. Ottawa, 2-0 (Ron Tugnutt - 32 saves)
1/17/00 vs. Buffalo, 5-0 (Martin Biron - 17 saves)

2000-01 (8)

11/15/00 vs. Colorado, 3-0 (Patrick Roy - 41 saves)
12/5/00 @ St. Louis, 1-0 (Roman Turek - 19 saves)
12/10/00 vs. Dallas, 1-0 (Ed Belfour - 29 saves)
1/12/01 vs. Buffalo, 4-0 (Dominik Hasek - 21 saves)
1/14/01 @ Carolina, 4-0 (Arturs Irbe - 27 saves)
1/24/01 vs. Minnesota, 5-0 (Manny Fernandez - 20 saves)
1/31/01 vs. Nashville, 3-0 (Mike Dunham - 26 saves)
3/21/01 @ Dallas, 8-0 (Ed Belfour - 17 saves)

2001-02 (5)

11/9/01 vs. Detroit, 1-0 (Dominik Hasek - 19 saves)
11/21/01 @ Florida, 6-0 (Roberto Luongo - 30 saves)
11/28/01 vs. Edmonton, 2-0 (Jussi Markkanen - 27 saves)
12/12/01 vs. Vancouver, 1-0 (Dan Cloutier - 26 saves)
4/14/02 @ Los Angeles, 1-0 (Jamie Storr - 23 saves)

BY THE DUCKS (88)

2003-04 (5)

10/21/03 @ San Jose, 2-0 (Martin Gerber - 34 saves)
12/7/03 vs. Dallas, 4-0 (Martin Gerber - 32 saves)
12/19/03 vs. Colorado, 1-0 (J.S. Giguere - 38 saves)
12/29/03 @ Tampa Bay, 2-0 (J.S. Giguere - 31 saves)
3/3/04 vs. Minnesota, 2-0 (J.S. Giguere - 28 saves)
2/25/03 @ Tampa Bay, 2-0 (Nikolai Khabibulin - 24 saves)

2005-06 (3)

1/21/06 vs. Florida, 1-0 (J.S. Giguere - 30 saves)
1/26/06 @ San Jose, 2-0 (Ilya Bryzgalov - 24 saves)
2/4/06 @ San Jose, 2-0 (J.S. Giguere - 35 saves)

2006-07 (5)

10/9/06 vs. St. Louis, 2-0 (J.S. Giguere - 34 saves)
10/28/06 @ Chicago, 3-0 (Ilya Bryzgalov - 14 saves)
11/9/06 @ Vancouver, 6-0 (J.S. Giguere - 20 saves)
11/21/06 vs. San Jose, 5-0 (J.S. Giguere - 23 saves)
12/6/06 vs. Nashville, 4-0 (J.S. Giguere - 21 saves)

2007-08 (4)

12/18/07 @ San Jose, 2-0 (J.S. Giguere - 20 saves)
1/9/08 vs. Toronto, 5-0 (J.S. Giguere - 28 saves)
2/1/08 @ St. Louis, 0-1* (J.S. Giguere - 20 saves) *SOL
2/5/08 @ NY Islanders, 3-0 (J.S. Giguere - 25 saves)

2008-09 (6)

10/17/08 vs. San Jose, 4-0 (J.S. Giguere - 38 saves)
11/4/08 @ Los Angeles, 1-0 (J.S. Giguere - 35 saves)
11/16/08 vs. Los Angeles, 2-0 (Jonas Hiller - 29 saves)
11/28/08 vs. Chicago, 1-0 (Jonas Hiller - 26 saves)
1/4/09 vs. Phoenix, 2-0 (Jonas Hiller - 29 saves)
1/17/09 @ Minnesota, 3-0 (Jonas Hiller - 30 saves)

2009-10 (3)

11/5/09 vs. Nashville, 4-0 (Jonas Hiller - 40 saves)
11/27/09 vs. Chicago, 3-0 (J.S. Giguere - 28 saves)
2/1/10 @ Florida, 3-0 (Jonas Hiller - 33 saves)

2010-11 (7)

11/10/10 vs. NY Islanders, 1-0 (Curtis McElhinney - 27 saves)
11/29/10 vs. Los Angeles, 2-0 (Jonas Hiller - 27 saves)
12/20/10 @ Boston, 3-0 (Jonas Hiller - 45 saves)
1/7/11 vs. Columbus, 6-0 (Jonas Hiller - 27 saves)
1/9/11 vs. San Jose, 1-0 (Jonas Hiller - 37 saves)
2/5/11 @ Colorado, 3-0 (Curtis McElhinney - 25 saves)
2/13/11 @ Edmonton, 4-0 (Jonas Hiller - 12 saves)

2011-12 (4)

10/14/11 vs. San Jose, 1-0 (Jonas Hiller - 31 saves)
1/13/12 @ Edmonton, 5-0 (Jonas Hiller - 33 saves)
2/19/12 @ Florida, 2-0 (Jonas Hiller - 31 saves)
3/14/12 vs. Detroit, 4-0 (Jonas Hiller - 23 saves)

2012-13 (5)

2/6/13 @ Colorado, 3-0 (Viktor Fasth - 31 saves)
3/6/13 vs. Phoenix, 2-0 (Jonas Hiller - 18 saves)
3/8/13 vs. Calgary, 4-0 (Viktor Fasth - 29 saves)
4/1/13 @ Dallas, 4-0 (Viktor Fasth - 26 saves)
4/22/13 @ Edmonton, 3-0 (Viktor Fasth - 24 saves)

BY OPPONENTS (104)

2002-03 (5)

11/22/02 vs. Dallas, 4-0 (Marty Turco - 31 saves)
12/4/02 vs. Buffalo, 4-0 (Martin Biron - 22 saves)
1/3/03 vs. Philadelphia, 1-0 (Robert Esche - 28 saves)
1/8/03 vs. Edmonton, 1-0 (Jussi Markkanen - 32 saves)

2003-04 (5)

10/12/03 vs. Phoenix, 2-0 (Sean Burke - 31 saves)
10/17/03 vs. Ottawa, 3-0 (Patrick Lalime - 27 saves)
12/13/03 @ San Jose, 2-0 (Evgeni Nabokov - 28 saves)
1/15/04 @ Edmonton, 1-0 (Tommy Salo - 28 saves)
2/22/04 @ Dallas, 4-0 (Marty Turco - 14 saves)

2005-06 (4)

11/4/05 vs. San Jose, 1-0 (Nolan Schaefer - 21 saves)
12/28/05 @ Columbus, 1-0 (Marc Denis - 40 saves)
3/1/06 vs. Detroit, 2-0 (Chris Osgood - 24 saves)
4/11/06 @ Calgary, 3-0 (Miikka Kiprusoff - 32 saves)

2006-07 (6)

11/10/06 @ Calgary, 3-0 (Miikka Kiprusoff - 37 saves)
12/23/06 @ Phoenix, 2-0 (Mikael Tellqvist - 29 saves)
2/3/07 @ Nashville, 3-0 (Tomas Vokoun - 36 saves)
2/10/07 @ Dallas, 1-0 (Mike Smith - 32 saves)
2/13/07 @ Colorado, 2-0 (Peter Budaj - 39 saves)
3/26/07 @ Detroit, 1-0 (Dominik Hasek - 25 saves)

2007-08 (10)

10/5/07 @ Columbus, 4-0 (Pascal Leclaire - 28 saves)
10/14/07 vs. Minnesota, 2-0 (Josh Harding - 37 saves)
10/25/07 vs. Phoenix, 1-0 (Alexander Auld - 31 saves)
11/5/07 vs. Dallas, 5-0 (Marty Turco - 19 saves)
11/27/07 @ Vancouver, 4-0 (Roberto Loungo - 26 saves)
12/2/07 vs. Edmonton, 4-0 (Mathieu Garon - 25 saves)
2/1/08 @ St. Louis, 1-0 (Manny Legace - 30 saves)
2/2/08 @ Philadelphia, 3-0 (Martin Biron - 27 saves)
3/5/08 @ Chicago, 3-0 (Corey Crawford - 19 saves)
3/6/08 @ Colorado, 1-0 (Jose Theodore - 27 saves)

2008-09 (5)

12/11/08 @ San Jose, 2-0 (Evgeni Nabokov - 31 saves)
12/31/08 vs. Columbus, 2-0 (Steve Mason - 27 saves)
2/4/09 @ Minnesota, 3-0 (Niklas Backstrom - 34 saves)
2/26/09 @ Boston, 6-0 (Tim Thomas - 35 saves)
3/15/09 vs. San Jose, 1-0 (Evgeni Nabokov - 34 saves)

2009-10 (6)

10/11/09 @ NY Rangers, 3-0 (Stephen Valiquette - 18 vs)
10/17/09 vs. St. Louis, 5-0 (Ty Conklin - 26 saves)
12/23/09 @ Phoenix, 4-0 (Ilya Bryzgalov - 21 saves)
1/14/10 @ Los Angeles, 4-0 (Jonathan Quick - 22 saves)
3/6/10 @ Phoenix, 4-0 (Ilya Bryzgalov - 32 saves)
3/12/10 vs. Nashville, 1-0 (Pekka Rinne - 31 saves)

2010-11 (4)

10/8/10 @ Detroit, 4-0 (Jimmy Howard - 21 saves)
12/3/10 vs. Detroit, 4-0 (Jimmy Howard - 41 saves)
12/5/10 vs. Phoenix, 3-0 (Ilya Bryzgalov - 26 saves)
3/6/11 vs. Vancouver, 3-0 (Cory Schneider - 26 saves)

2011-12 (7)

10/29/11 @ Nashville, 3-0 (Pekka Rinne - 20 saves)
11/5/11 @ Detroit, 5-0 (Jimmy Howard - 22 saves)
1/12/12 @ Calgary, 1-0 (Miikka Kiprusoff - 23 saves)
1/24/12 @ Dallas, 1-0 (Kari Lehtonen - 27 saves)
2/29/12 vs. Buffalo, 2-0 (Ryan Miller - 43 saves)
3/10/12 @ Dallas, 2-0 (Kari Lehtonen - 21 saves)
3/31/12 @ Phoenix, 4-0 (Mike Smith - 44 saves)

2012-13 (2)

1/25/13 vs. Vancouver, 5-0 (Cory Schneider - 30 saves)
3/27/13 @ San Jose, 4-0 (Antti Niemi - 22 saves)

ALL-TIME TOP GAMES BY DUCKS

REGULAR SEASON

FIVE-OR-MORE POINTS

Player	Date	Opponent	Goals	Assists	Points	+/-
Teemu Selanne	3/28/11	vs. Colorado	3	2	5	+2
Corey Perry	12/12/10	vs. Minnesota	3	2	5	+4
Jason Blake	3/31/10	@ Colorado	1	4	5	+4
Corey Perry	10/31/08	vs. Vancouver	1	4	5	+0
Ryan Getzlaf	10/29/08	vs. Detroit	0	5	5	+1
Teemu Selanne	2/24/08	vs. Chicago	3	2	5	+3
Teemu Selanne	11/19/06	vs. Phoenix	0	5	5	+2
Paul Kariya	12/18/02	vs. St. Louis	2	3	5	+2
Teemu Selanne	2/19/01	vs. Calgary	2	3	5	+3
Paul Kariya	2/16/00	vs. Calgary	1	4	5	+2
Teemu Selanne	1/1/99	@ Buffalo	3	2	5	+4
Paul Kariya	1/21/98	vs. Florida	3	2	5	+5
Dmitri Mironov	12/12/97	vs. Washington	0	5	5	+5
Paul Kariya	12/20/96	vs. Calgary	2	3	5	+5
Teemu Selanne	10/10/96	@ Colorado	2	3	5	+3

THREE-OR-MORE GOALS

Player	Date	Opponent	Goals	Teemu Selanne	10/29/08	vs. Detroit	3
Andrew Coglianò	3/2/13	@ Phoenix	3	Paul Kariya	2/16/00	vs. Calgary	4
Ryan Getzlaf	10/29/08	vs. Detroit	5	Teemu Selanne	2/24/08	vs. Chicago	3
Kyle Palmieri	2/27/13	vs. Nashville	3	Fredrik Olausson	1/1/99	@ Buffalo	4
Teemu Selanne	11/19/06	vs. Phoenix	5	Teemu Selanne	1/11/07	@ Dallas	3
Nick Bonino	2/2/13	vs. Los Angeles	3	Paul Kariya	12/16/98	vs. Nashville	4
Dmitri Mironov	12/12/97	vs. Washington	5	Chris Kunitz	11/19/06	vs. Phoenix	3
Corey Perry	2/12/12	@ Columbus	3	Teemu Selanne	12/1/98	@ Pittsburgh	4
F. Beauchemin	2/24/13	@ Colorado	4	Jonathan Hestrom	1/9/06	vs. Los Angeles	3
Andrew Coglianò	1/31/12	@ Phoenix	3	Shawn Van Allen	3/9/95	vs. Detroit	4
Ryan Getzlaf	1/13/12	@ Edmonton	4	Vaclav Prospal	1/23/04	vs. Minnesota	3
Saku Koivu	1/10/12	vs. Dallas	3	Paul Kariya	10/31/02	@ Boston	3
Ryan Getzlaf	4/6/11	vs. San Jose	4	Paul Kariya	2/6/02	vs. Philadelphia	3
Corey Perry	1/8/12	vs. Columbus	3	Paul Kariya	1/14/02	vs. Nashville	3
Ryan Getzlaf	11/27/10	@ Phoenix	4	Paul Kariya	3/29/01	@ San Jose	3
Corey Perry	4/6/11	vs. San Jose	3	Paul Kariya	2/19/01	vs. Calgary	3
Jason Blake	3/31/10	@ Colorado	4	Teemu Selanne	2/1/01	@ Phoenix	3
Teemu Selanne	3/28/11	vs. Colorado	3	Marty McInnis	10/23/00	vs. Los Angeles	3
Ryan Getzlaf	4/4/09	@ Vancouver	4	Teemu Selanne	11/26/99	@ Dallas	3
Lubomir Visnovsky	3/4/11	vs. Dallas	3	Teemu Selanne	1/1/99	@ Buffalo	3
Corey Perry	10/31/08	vs. Vancouver	4	Teemu Selanne	3/22/98	@ Ottawa	3
Corey Perry	2/5/11	@ Colorado	3	Paul Kariya	1/21/98	vs. Florida	3
Andy McDonald	1/11/07	@ Dallas	4	Teemu Selanne	11/10/97	vs. San Jose	3
Bobby Ryan	1/12/11	vs. St. Louis	3	Teemu Selanne	10/26/97	@ N.Y. Rangers	3
Ryan Getzlaf	3/24/06	vs. Nashville	4	Paul Kariya	1/23/97	@ Phoenix	3
Corey Perry	12/12/10	vs. Minnesota	3	Paul Kariya	1/10/97	vs. Buffalo	3
Rob Niedermayer	3/21/04	vs. Detroit	4	Teemu Selanne	11/1/96	vs. San Jose	3
Bobby Ryan	11/27/10	@ Phoenix	3	Garry Valk	3/22/96	@ St. Louis	3
Niclas Havelid	1/23/04	vs. Minnesota	4	Teemu Selanne	3/17/96	vs. St. Louis	3
Bobby Ryan	1/8/09	@ Los Angeles	3	Teemu Selanne	2/25/96	vs. San Jose	3
Matt Cullen	12/15/02	vs. Pittsburgh	4	Terry Yake	10/19/93	@ N.Y. Rangers	3

45-OR-MORE SAVES

Goaltender	Date	Opponent	Saves	Shots Faced	Final Score
Jonas Hiller	12/19/08	@ Edmonton	51	53	3-2 win (S0)
J.S. Giguere	3/21/04	vs. Detroit	51	57	8-6 win
Mikhail Shtalenkov	3/22/98	@ Ottawa	51	53	5-2 win
Jonas Hiller	4/8/10	@ Dallas	49	51	3-2 loss (S0)
J.S. Giguere	10/25/08	@ Montreal	47	51	6-4 win
Guy Hebert	2/1/98	vs. Chicago	47	50	4-3 win (OT)
Jonas Hiller	2/3/10	vs. Detroit	46	47	3-1 win
Ron Tugnutt	11/21/93	@ Edmonton	46	48	4-2 win
Jonas Hiller	12/20/10	@ Boston	45	45	3-0 win
Jonas Hiller	10/9/10	@ Nashville	45	49	4-1 loss
Guy Hebert	2/3/00	@ Philadelphia	45	48	3-3 tie (OT)
Dominic Roussel	12/22/98	@ Colorado	45	45	1-0 win
Guy Hebert	12/27/96	@ N.Y. Rangers	45	48	3-2 loss

ALL-TIME TOP GAMES BY OPPONENTS



ALL-TIME TOP INDIVIDUAL SCORING STREAKS BY DUCKS

POINT STREAKS

C. Perry – 19 gms. (10/21/09-12/1/09), 10-16=26 pts.
T. Selanne – 17 gms. (2/3/99-10/09/99), 15-14=29 pts.
R. Getzlaf – 15 gms. (12/22/07-1/23/08), 6-16=22 pts.
T. Selanne – 15 gms. (2/10/96-3/17/96), 12-12=24 pts.
T. Selanne – 13 gms. (1/21/00-3/18/00), 8-14=22 pts.
P. Kariya – 12 gms. (3/19/97-4/11/97), 10-9=19 pts.
T. Selanne – 12 gms. (12/30/96-1/27/97), 9-10=19 pts.
R. Getzlaf – 11 gms. (10/21/09-11/14/09), 2-17=19 pts.
A. McDonald – 11 gms. (1/23/06-12/2/06), 5-13=18 pts.
P. Kariya – 11 gms. (11/6/98-11/27/98), 7-9=16 pts.
T. Selanne – 11 gms. (10/21/97-11/10/97), 17-2=19 pts.

GOAL STREAKS

T. Selanne – 11 gms. (10/21/98-11/10/98), 17 goals
T. Selanne – 8 gms. (2/17/99-3/5/99), 10 goals
P. Kariya – 6 gms. (1/19/00-1/31/00), 10 goals
C. Perry – 5 gms. (3/19/11-3/26/11), 8 goals
B. Ryan – 5 gms. (1/17/09-1/28/09), 5 goals
T. Selanne – 5 gms. (11/22/05-11/30/05), 5 goals
T. Selanne – 5 gms. (1/21/00-1/31/00), 6 goals
F. Olsson – 5 gms. (1/8/99-1/18/99), 5 goals
T. Selanne – 5 gms. (1/3/97-1/12/97), 5 goals
M. Sillinger – 5 gms. (11/3/95-11/11/95), 5 goals

ASSIST STREAKS

C. Perry – 10 gms. (11/13/09-12/1/09), 11 asst.
R. Getzlaf – 10 gms. (10/24/09-11/14/09), 17 asst.
R. Getzlaf – 8 gms. (10/25/08-11/7/08), 12 asst.
S. Niedermayer – 8 gms. (12/26/06-1/11/07), 10 asst.
F. Beauchemin – 7 gms. (1/26/06-2/8/06), 8 asst.
C. Perry – 7 gms. (10/21/08-11/2/08), 11 asst.
T. Selanne – 7 gms. (3/26/99-4/7/99), 9 asst.
P. Kariya – 7 gms. (12/6/98-12/21/98), 11 asst.
G. Valk – 7 gms. (11/9/93-11/22/93), 9 asst.
R. Getzlaf – 6 gms. (11/16/11-11/30/11), 9 asst.

FIVE-OR-MORE POINTS

Player	Date	Opponent	Goals	Assists	Points	+/-
Mike Modano	2/1/95	@ Dallas	2	4	6	+3
Jonathan Toews	11/25/11	vs. Chicago	2	3	5	+3
Henrik Zetterberg	11/14/09	@ Detroit	3	2	5	+1
Tomas Kaberle	10/26/09	vs. Toronto	1	4	5	-1
Jonathan Cheechoo	4/15/06	@ San Jose	3	2	5	+1
Mike Modano	2/10/02	vs. Dallas	1	4	5	+3
Keith Tkachuk	4/3/98	@ Phoenix	3	2	5	+3
Alexander Mogilny	2/15/96	@ Vancouver	2	3	5	+5
Cliff Ronning	2/15/96	@ Vancouver	1	4	5	+5
Owen Nolan	12/19/95	vs. San Jose	4	1	5	+1
Wayne Gretzky	2/11/95	vs. Los Angeles	2	3	5	+4

THREE-OR-MORE GOALS

Player	Date	Opponent	Goals
BBrett Hull	3/21/01	@ Dallas	4
Joe Nieuwendyk	3/13/98	@ Dallas	4
Owen Nolan	12/19/95	vs. San Jose	4
Rodni Yabuta	4/27/13	vs. Phoenix	3
Justin Abdelkader	3/22/13	vs. Detroit	3
Patrick Sharp	11/25/11	vs. Chicago	3
Alexander Semin	2/16/11	vs. Washington	3
Eric Staal	12/18/10	@ Carolina	3
Anthony Stewart	10/15/10	vs. Atlanta	3
Michael Grabner	4/2/10	vs. Vancouver	3
Loui Eriksson	12/31/09	@ Dallas	3
Henrik Zetterberg	11/14/09	@ Detroit	3
Niklas Hagman	10/28/09	vs. Toronto	3
Ilya Kovalchuk	2/15/09	vs. Atlanta	3
David Booth	11/9/08	vs. Florida	3
Mark Parrish	11/7/08	vs. Dallas	3
Mike Knuble	2/2/08	@ Philadelphia	3
Peter Mueller	11/7/07	vs. Phoenix	3
Jonathan Cheechoo	4/15/06	@ San Jose	3
Jonathan Cheechoo	2/1/06	vs. San Jose	3
Alex Ovechkin	1/13/06	vs. Washington	3
Jonathan Cheechoo	12/20/05	@ San Jose	3
Kevyn Adams	12/04/05	vs. Carolina	3
Jason Arnatt	11/16/05	vs. Dallas	3
Chris Brown	12/04/02	@ Buffalo	3
Mark Parrish	11/24/01	@ NY Islanders	3
Teemu Selanne	3/29/01	@ San Jose	3
Michal Handzus	12/23/00	@ St. Louis	3
Andrew Cassels	11/8/00	vs. Vancouver	3
Pavel Demitro	2/12/00	@ St. Louis	3
Viktor Kozlov	1/5/00	vs. Florida	3
Keith Tkachuk	4/3/98	@ Phoenix	3
Jeff O'Neill	1/31/97	vs. Hartford	3
Peter Bondra	12/13/96	vs. Washington	3
Martin Rucinsky	11/6/96	vs. Montreal	3
Brian Savage	10/7/96	@ Montreal	3
Alexander Mogilny	12/22/95	vs. Vancouver	3
Pavel Bure	4/11/95	@ Vancouver	3

FOUR-OR-MORE ASSISTS

Player	Date	Opponent	Assists
Tomas Kaberle	10/26/09	vs. Toronto	4
Craig Conroy	1/19/04	vs. Calgary	4
Mike Modano	2/10/02	vs. Dallas	4
Niklas Sundstrom	3/29/01	@ San Jose	4
Igor Larionov	11/15/99	@ Detroit	4
Jeremy Roenick	12/19/97	vs. Phoenix	4
Cliff Ronning	2/15/96	@ Vancouver	4
Doug Bodger	12/19/95	vs. San Jose	4
Mike Modano	2/1/95	@ Dallas	4
Adam Oates	3/24/94	@ Boston	4
Igor Larionov	3/6/94	@ San Jose	4

45-OR-MORE SAVES

Goaltender	Date	Opponent	Saves	Shots Faced	Final Score
Dwayne Roloson	3/27/09	vs. Edmonton	51	54	5-3 loss
Steve Mason	11/19/10	vs. Columbus	47	50	4-3 win
Dominik Hasek	1/10/97	vs. Buffalo	47	52	5-2 win
Jose Theodore	2/25/11	vs. Minnesota	46	48	3-2 win (OT)
Mike Dunham	10/11/06	vs. NY Islanders	46	50	5-4 loss (SO)
Jamie McLennan	11/17/95	vs. NY Islanders	46	48	2-1 win (OT)
Kelly Hrudey	2/11/94	vs. Los Angeles	46	49	5-3 loss
Rick DiPietro	3/12/04	vs. NY Islanders	45	46	3-1 loss
Steve Shields	11/6/98	vs. San Jose	45	47	2-2 tie (OT)
Dominik Hasek	3/8/96	vs. Buffalo	45	48	3-2 win (OT)

DUCKS ALL-TIME LEADERS

POINTS

	G	A	PTS
Teemu Selanne	448	513	961
Paul Kariya	300	369	669
Ryan Getzlaf	152	369	521
Corey Perry	220	245	465
Steve Rucchin	153	279	432
Bobby Ryan	147	142	289
Scott Niedermayer	60	204	264
Andy McDonald	92	167	259
Matt Cullen	65	135	200
Chris Kunitz	81	111	192

GOALS

Teemu Selanne	448
Paul Kariya	300
Corey Perry	220
Steve Rucchin	153
Ryan Getzlaf	152
Bobby Ryan	147
Andy McDonald	92
Chris Kunitz	81
Matt Cullen	65
Petr Sykora	64

ASSISTS

Teemu Selanne	513
Ryan Getzlaf	369
Paul Kariya	369
Steve Rucchin	279
Corey Perry	245
Scott Niedermayer	204
Andy McDonald	167
Bobby Ryan	142
Matt Cullen	135
Oleg Tverdokvsky	125

GAMES PLAYED

Teemu Selanne	902
Steve Rucchin	616
Paul Kariya	606
Ruslan Salei	594
Corey Perry	574
Ryan Getzlaf	556
Samuel Pahlsson	527
Jean-Sebastien Giguere	447
Guy Hebert	441
Matt Cullen	427

PLUS-MINUS

Teemu Selanne	+112
Ryan Getzlaf	+81
Chris Kunitz	+60
Paul Kariya	+52

Corey Perry	+47
Bobby Ryan	+40
Toni Lydman	+31
Bobby Dallas	+31
Keith Corney	+30
Steve Rucchin	+28

PIM

George Parros	812
David Karpa	788
Jason Marshall	740
Corey Perry	736
Ruslan Salei	735
Todd Ewen	650
Shu Grimsou	583
Ryan Getzlaf	533
Teemu Selanne	459
Warren Rychel	416

POWERPLAY GOALS

Teemu Selanne	178
Paul Kariya	107
Corey Perry	68
Steve Rucchin	58
Ryan Getzlaf	57
Scott Niedermayer	39
Bobby Ryan	36
Andy McDonald	28
Chris Kunitz	26
Marty McInnis	25

POWERPLAY POINTS

	G	A	PTS
Teemu Selanne	178	224	402
Paul Kariya	107	156	263
Ryan Getzlaf	57	158	215
Corey Perry	68	91	159
Scott Niedermayer	39	106	145
Steve Rucchin	58	84	142
Andy McDonald	28	67	95
Chris Pronger	20	74	94
Fredrik Olausson	22	66	88
Oleg Tverdokvsky	18	60	78

SHORTHANDED GOALS

Paul Kariya	16
Samuel Pahlsson	9
Todd Marchant	8
Corey Perry	6
Steve Rucchin	6
Joe Sacco	6
Ryan Getzlaf	5
Bobby Ryan	3
Rob Niedermayer	3

Bob Corkum	3
Travis Moen	3
Shaun Van Allen	3

SHORTHANDED POINTS

	G	A	PTS
Paul Kariya	16	5	21
Steve Rucchin	6	9	15
Samuel Pahlsson	9	4	13
Todd Marchant	8	4	12
Corey Perry	6	4	10
Joe Sacco	6	3	9
Scott Niedermayer	0	8	8
Ryan Getzlaf	5	1	6
Shaun Van Allen	4	2	6
Bob Corkum	3	2	5
Rob Niedermayer	3	2	5

GAME-WINNING GOALS

Teemu Selanne	74
Paul Kariya	44
Corey Perry	41
Ryan Getzlaf	27
Steve Rucchin	23
Bobby Ryan	15
Andy McDonald	15
Chris Kunitz	15
Mike Leclerc	14
Scott Niedermayer	13

SHOTS

Teemu Selanne	2,853
Paul Kariya	2,455
Corey Perry	1,740
Ryan Getzlaf	1,281
Steve Rucchin	1,150
Bobby Ryan	1,044
Andy McDonald	914
Ruslan Salei	872
Scott Niedermayer	786
Matt Cullen	724

OVERTIME GOALS

Teemu Selanne	6
Scott Niedermayer	5
Ryan Getzlaf	4
Corey Perry	4
Niclas Havelid	4
Paul Kariya	3
Steve Rucchin	3
Oleg Tverdokvsky	3
(10 players tied at 2)	

GOALIE STATS

GAMES PLAYED

Jean-Sebastien Giguere	447
Guy Hebert	441
Jonas Hiller	276
Mikhail Shtalenkov	122
Ilya Bryzgalov	69
Martin Gerber	54
Dominic Roussel	51
Steve Shields	33
Curtis McElhinney	31
Ron Tugnutt	28

GOALS-AGAINST AVERAGE

	GP	AVG
Jean-Sebastien Giguere	447	2.47
Jonas Hiller	276	2.51
Guy Hebert	441	2.75
Mikhail Shtalenkov	122	3.14

WINS

Jean-Sebastien Giguere	206
Guy Hebert	173
Jonas Hiller	133
Mikhail Shtalenkov	34
Ilya Bryzgalov	26
Martin Gerber	17
Viktor Fasth	15
Dominic Roussel	12
Curtis McElhinney	11
Ron Tugnutt	10

LOSSES

Guy Hebert	202
Jean-Sebastien Giguere	163
Jonas Hiller	97
Mikhail Shtalenkov	53

Ilya Bryzgalov	23
Martin Gerber	23
Steve Shields	20
Dominic Roussel	15
Ron Tugnutt	15
Curtis McElhinney	10

STARTS

Jean-Sebastien Giguere	431
Guy Hebert	426
Jonas Hiller	258
Mikhail Shtalenkov	100
Ilya Bryzgalov	57
Martin Gerber	47
Dominic Roussel	37
Steve Shields	31
Ron Tugnutt	26
Viktor Fasth	23
Curtis McElhinney	23

MINUTES

Jean-Sebastien Giguere	25,646
Guy Hebert	25,205
Jonas Hiller	15,469
Mikhail Shtalenkov	6,117
Ilya Bryzgalov	3,623
Martin Gerber	2,902
Dominic Roussel	2,525
Steve Shields	1,777
Ron Tugnutt	1,520
Curtis McElhinney	1,517

SAVES

Guy Hebert	11,813
Jean-Sebastien Giguere	11,290
Jonas Hiller	7,196

Mikhail Shtalenkov	2,777
Ilya Bryzgalov	1,499
Martin Gerber	1,230
Dominic Roussel	1,098
Steve Shields	771
Ron Tugnutt	752
Curtis McElhinney	723

SHOTS AGAINST

Guy Hebert	12,968
Jean-Sebastien Giguere	12,347
Jonas Hiller	8,844
Mikhail Shtalenkov	3,097
Ilya Bryzgalov	1,649
Martin Gerber	1,333
Dominic Roussel	1,218
Steve Shields	850
Ron Tugnutt	828
Curtis McElhinney	804

SHUTOUTS

Jean-Sebastien Giguere	32
Guy Hebert	27
Jonas Hiller	16
Viktor Fasth	4
Martin Gerber	4
Mikhail Shtalenkov	3
Dominic Roussel	2
Ilya Bryzgalov	2
Curtis McElhinney	2
Ron Tugnutt	1

SKATERS

GAMES PLAYED

	GP
Shane Doan	92
Patrick Marleau	89
Mike Modano	82
Rob Blake	72
Nicklas Lidstrom	70
Derek Morris	70
Darryl Sydor	70
Jere Lehtinen	65
Ryan Smyth	65
Brenden Morrow	63
Sergei Zubov	63

GOALS

	GP	G
Brett Hull	47	32
Shane Doan	92	30
Jarome Iginla	62	28
Mike Modano	82	28
Keith Tkachuk	57	27
Patrick Marleau	89	25
Brendan Shanahan	47	23
Markus Naslund	52	21
Jonathan Cheechoo	35	20
Owen Nolan	56	20

ASSISTS

	GP	A
Mike Modano	82	55
Nicklas Lidstrom	70	43
Joe Thornton	62	42
Shane Doan	92	37
Sergei Zubov	63	36

Doug Weight	55	35
Mike Ribeiro	42	33
Ray Whitney	49	31
Jarome Iginla	62	30
Markus Naslund	52	30

POINTS

	GP	G	A	PTS
Mike Modano	82	28	55	83
Shane Doan	92	30	37	67
Jarome Iginla	62	28	30	58
Joe Thornton	62	16	42	58
Nicklas Lidstrom	70	12	43	55
Brett Hull	47	32	22	54
Keith Tkachuk	57	27	25	52
Patrick Marleau	89	25	27	52
Markus Naslund	52	21	30	51
Ray Whitney	49	17	31	48

PENALTY MINUTES

	GP	PIM
Shane Doan	92	164
Keith Tkachuk	57	120
Jeff Odgers	34	117
Rob Blake	72	112
Matthew Barnaby	23	110
Jeremy Roenick	59	98
Scott Nichol	40	97
Sean O'Donnell	58	95
Steve Ott	48	94
Darcy Hordichuk	24	911

GOALTENDERS

GAMES PLAYED

	GP
Evgeni Nabokov	49
Marty Turco	45
Curtis Joseph	38
Ed Belfour	36
Nikolai Khabibulin	35
Mikhail Kiprusoff	28
Patrick Roy	27
Felix Potvin	25
Mike Vernon	25
Dominik Hasek	24
Roberto Luongo	24
Jocelyn Thibault	24
Tomas Vokoun	24

WINS

	GP	W
Evgeni Nabokov	49	26
Marty Turco	45	25
Ed Belfour	36	23
Felix Potvin	25	15
Curtis Joseph	38	15
Chris Osgood	20	14
Martin Brodeur	21	14
Mike Vernon	25	14
Jonathan Quick	22	13
Ilya Bryzgalov	23	13
Patrick Roy	27	13
Mikhail Kiprusoff	28	13

GOALS AGAINST AVG.

(minimum: 10 games)

	GP	GAA
Martin Brodeur	21	1.82
Ed Belfour	36	1.89
Manny Fernandez	15	1.93
David Aebischer	11	1.97
Roman Turek	15	1.97
Jimmy Howard	13	2.00
Jeff Hackett	13	2.06
Manny Legace	20	2.12
Tommy Salo	19	2.13
Dominik Hasek	24	2.13

SAVE PERCENTAGE

(minimum: 10 games)

	GP	SV%
Jimmy Howard	13	.933
Manny Fernandez	15	.932
Martin Brodeur	21	.931
Kirk McLean	16	.928
Roman Turek	15	.926
Dominik Hasek	24	.926
Jason LaBarbera	11	.925
Tommy Salo	19	.924
Jeff Hackett	13	.923
Pekka Rinne	16	.921

DUCKS HONOR ROLL

ALL-STAR GAME

Alexei Kasatonov - 1994 (New York)
Paul Kariya - 1996 (Boston)
Guy Hebert - 1997 (San Jose)
Paul Kariya - 1997 (San Jose)*
Teemu Selanne - 1997 (San Jose)
Dmitri Mironov - 1998 (Vancouver)
Teemu Selanne - 1998 (Vancouver)*
Paul Kariya - 1999 (Tampa Bay)*
Teemu Selanne - 1999 (Tampa Bay)*
Paul Kariya - 2000 (Toronto)*
Teemu Selanne - 2000 (Toronto)*
Paul Kariya - 2001 (Colorado)*
Paul Kariya - 2002 (Los Angeles)
Paul Kariya - 2003 (Florida)
Andy McDonald - 2007 (Dallas)
Scott Niedermayer (did not play) - 2007 (Dallas)*
Teemu Selanne - 2007 (Dallas)
Ryan Getzlaf - 2008 (Atlanta)
Scott Niedermayer - 2008 (Atlanta)
Corey Perry - 2008 (Atlanta)
Chris Pronger - 2008 (Atlanta)
Ryan Getzlaf - 2009 (Montreal)*
J.S. Giguere - 2009 (Montreal)*
Scott Niedermayer - 2009 (Montreal)*
Corey Perry - 2011 (Carolina)
Jonas Hiller - 2011 (Carolina)
Corey Perry - 2012 (Ottawa)

*Voted in as starter

ALL-STAR GAME MVP

Teemu Selanne - 1998 (Vancouver)

FIRST TEAM NHL ALL-STAR

Paul Kariya - 1996
Teemu Selanne - 1996
Paul Kariya - 1997
Paul Kariya - 1999
Scott Niedermayer - 2006
Scott Niedermayer - 2007
Corey Perry - 2011

SECOND TEAM NHL ALL-STAR

Teemu Selanne - 1998
Teemu Selanne - 1999
Paul Kariya - 2000
Paul Kariya - 2003
Chris Pronger - 2007
Lubomir Visnovsky - 2011
Francois Beauchemin - 2013

NHL ALL-ROOKIE TEAM

Bobby Ryan - 2009

HART MEMORIAL TROPHY

Corey Perry - 2011

LADY BYNG MEMORIAL TROPHY

Paul Kariya - 1996
Paul Kariya - 1997

MAURICE "ROCKET" RICHARD TROPHY

Teemu Selanne - 1999
Corey Perry - 2011

BILL MASTERTON MEMORIAL TROPHY

Teemu Selanne - 2006

NHL PLAYER OF THE MONTH

Paul Kariya - April, 1996
Paul Kariya - January, 1997
Teemu Selanne - February, 1999
Teemu Selanne - November, 2006
Corey Perry - March, 2011

NHL ROOKIE OF THE MONTH

Bobby Ryan - January, 2009

NHL PLAYER OF THE WEEK

Guy Hebert - March 25, 1996
Paul Kariya - April 8, 1996
Teemu Selanne - October 27, 1997
Teemu Selanne - January 19, 1998
Paul Kariya - January 26, 1998
Teemu Selanne - February 29, 1999
J.S. Giguere - December 15, 2002
Teemu Selanne - March 26, 2006
Ryan Getzlaf - January 20, 2007
Teemu Selanne - February 24, 2008
Ryan Getzlaf/Corey Perry/Teemu Selanne - November 3, 2008
Corey Perry - April 4, 2011
Jonas Hiller - February, 20, 2012

SKATERS

SKATERS (AMONG PLAYERS THAT PLAYED IN AT LEAST ONE GAME WITH ANAHEIM)

PLAYER	SEASONS	POS-NO.	GP	G	A	PTS	PIM	+/
Aalto, Antti	1997-01	C - 44/14	151	11	17	28	52	-25
Selected by Anaheim in the sixth round (134th overall) of the 1993 NHL Entry Draft. Became a free agent, July 1, 2001.								
Antoski, Shawn	1996-98	LW - 19/11	11	1	0	1	20	+2
Acquired from Pittsburgh with Dmitri Mironov in exchange for Alex Hicks and Fredrik Olausson, Nov. 19, 1996. Became a free agent, July 1, 1998.								
Armstrong, Chris	2003-04	D - 41	4	0	1	1	0	-1
Signed as a free agent, June 26, 2003. Became a free agent, July 1, 2004.								
Artyukhin, Evgeny	2009-10	LW - 24	37	4	5	9	41	
Acquired from Tampa Bay in exchange for Drew Miller and a third-round draft pick in the 2010 NHL Entry Draft, Aug. 13, 2009. Traded to Atlanta for Nathan Oystriick and a conditional draft pick in 2011 NHL Entry Draft, Mar. 1, 2010.								
Balmochnykh, Maxim	1999-00	RW - 18	6	0	1	1	2	+2
Selected by Anaheim in the second round (45th overall) of the 1997 NHL Entry Draft. Traded to New Jersey with Oleg Tverdokovsky and Jeff Friesen for Petr Sykora, Mike Commodore, J.F. Dampousse and Igor Pohanka, July 6, 2002.								
Banham, Frank	1996-98	RW - 29	27	9	2	11	14	-8
Signed as a free agent, Jan. 22, 1996. Became a free agent, July 1, 2000.								
Bannister, Drew	1997-98 & 2001-02	D - 5/36	28	0	6	6	47	-2
Acquired from Edmonton in exchange for Bobby Dallas, Jan. 9, 1998. Traded to Tampa Bay in exchange for a fifth-round selection in the 2000 NHL Entry Draft, Dec. 10, 1998. Signed as a free agent, July 27, 2001. Became a free agent, July 1, 2002.								
Baumgartner, Ken	1996-97	LW/D - 24/22	79	0	12	12	223	0
Acquired from Toronto in exchange for Winnipeg's fourth-round selection (Kim Staal), Mar. 20, 1996. Became a free agent, July 1, 1997.								
Bawa, Robin	1993-94	RW - 26	12	0	1	1	7	-3
Acquired in the 1993 NHL Expansion Draft from San Jose. Became a free agent, July 1, 1994.								
Bell, Mark	2011-12	LW - 18	5	0	0	0	5	0
Signed as a free agent, July 20, 2011. Became a free agent, July 1, 2012.								
Bellows, Brian	1996-97	LW - 23	62	15	13	28	22	-11
Acquired from Tampa Bay in exchange for a sixth-round selection in the 1997 NHL Entry Draft, Nov. 18, 1996. Became a free agent, July 1, 1997.								
Bergeron, Marc-Andre	2007-08	D - 7	9	0	1	1	4	-2
Acquired from NY Islanders in exchange for a third-round selection in the 2008 NHL Entry Draft, Feb. 26, 2008. Traded to Minnesota in exchange for a third-round selection in the 2008 NHL Entry Draft, June 10, 2008.								
Bertuzzi, Todd	2007-08	LW - 4	68	14	26	40	97	+8
Signed as a free agent, July 2, 2007. Became a free agent, June 28, 2008.								
Bets, Maxim	1993-94	LW - 43	3	0	0	0	0	-3
Acquired from St. Louis with a sixth-round selection in the 1995 NHL Entry Draft in exchange for Alexei Kasatonov on Mar. 21, 1994. Became a free agent, July 1, 1996.								
Blake, Jason	2010-12	LW - 26/33	147	29	30	59	57	-15
Acquired from Toronto with Vesa Toskala in exchange for Jean-Sebastien Giguere, Jan. 31, 2010. Became a free agent, July 1, 2012.								
Bochenski, Brandon	2007-08	RW - 12	12	2	2	4	6	+2
Acquired from Boston in exchange for Shane Hnidy and a sixth-round selection in the 2008 NHL Entry Draft, Jan. 2, 2008. Traded to Nashville for future considerations, Feb. 26, 2008.								
Boynton, Nick	2009-10	D - 4	42	1	6	7	59	+1
Signed as a free agent, July 9, 2009. Traded to Chicago for future considerations, Mar. 2, 2010.								
Brennan, Kip	2005-06	LW - 37	12	0	1	1	35	-2
Acquired from Atlanta in exchange for Mark Popovic, Aug. 25, 2005. Became a free agent, July 1, 2006.								
Brimanis, Aris	2001-02	D - 37	5	0	0	0	9	-1
Signed as a free agent, Aug. 1, 2001. Became a free agent July 1, 2002.								
Brent, Tim	2006-07	C - 47	15	1	0	1	6	-5
Selected by Anaheim in the second round (37th overall) of the 2002 NHL Entry Draft. Re-entered NHL Draft. Selected again by Anaheim in the third round (75th overall) of the 2004 NHL Entry Draft. Traded to Pittsburgh in exchange for Stephen Dixon, July 20, 2007.								
Brookbank, Sheldon	2009-12	D - 21	215	4	23	27	300	+16
Acquired from New Jersey in exchange for David McIntyre, Feb. 3, 2009. Became a free agent, July 1, 2012.								
Brown, Mike	2002-03	LW - 44	16	1	1	2	44	0
Claimed off waivers from Vancouver, Oct. 10, 2002. Became a free agent, July 1, 2003.								
Brown, Mike	2008-10	RW - 13	103	8	2	10	166	-1

STATISTICS OF FORMER DUCKS

Acquired from Vancouver in exchange for Nathan McLver, Feb. 4, 2009. Traded to Toronto in exchange for a fifth-round selection in the 2010 NHL Entry Draft, June 26, 2010.

Burnett, Garrett 2003-04 LW - 55 39 1 2 3 184 0

Signed as a free agent, July 25, 2003. Became a free agent, July 1, 2004.

Butsayev, Viacheslav 1995-96 C - 15 7 1 0 1 0 -4

Signed as a free agent, Oct. 20, 1995. Became a free agent, July 1, 1996.

Bylsma, Dan 2000-04 RW - 21 209 10 22 32 62 -11

Signed as a free agent, July 13, 2000. Became a free agent, July 1, 2004.

Calder, Kyle 2009-10 LW - 32 14 0 2 2 8 -7

Signed as a free agent, Oct. 28, 2009. Became a free agent, July 1, 2010.

Campbell, Jim 1995-96 C - 21 16 2 3 5 36 0

Acquired from Montreal in exchange for Robert Dirk, Jan. 21, 1996. Became a free agent, July 1, 1996.

Carnback, Patrik 1993-96 LW/C - 21 148 24 38 62 120 -13

Acquired from Montreal with Todd Ewen in exchange for a third-round selection in the 1994 NHL Entry Draft, Aug. 10, 1993. Became a free agent, July 1, 1996.

Carney, Keith 2001-06 D - 3 291 13 48 61 185 +30

Acquired from Phoenix in exchange for a second-round selection in the 2001 NHL Entry Draft, June 19, 2001. Traded to Vancouver with Juha Alen in exchange for Brett Skinner and a second-round selection in the 2006 NHL Entry Draft, Mar. 9, 2006.

Carter, Ryan 2007-10 C/LW - 52/20 138 12 17 29 141 -3

Signed as a free agent, July 12, 2006. Trade to Carolina in exchange for Stefan Chaput and Matt Kennedy, Nov. 23, 2010.

Chipchura, Kyle 2009-11 C - 28 90 6 8 14 88 -1

Acquired from Montreal in exchange for a fourth-round selection in the 2012 NHL Entry Draft, Dec. 2, 2009. Became a free agent, June 27, 2011.

Chistov, Stanislav 2002-04 & 2006-07 LW - 23/24 136 14 34 48 80 -12

Selected by Anaheim in the first round (5th overall) of the 2001 NHL Entry Draft. Traded to Boston in exchange for a third-round selection in the 2008 NHL Entry Draft, Nov. 13, 2006.

Chouinard, Marc 2000-03 C - 32/11 159 10 13 23 62 -12

Acquired from Winnipeg with Teemu Selanne and a fourth-round selection in the 1996 NHL Entry Draft in exchange for Chad Kilger, Oleg Tverdokovsky and a third-round selection in the 1996 NHL Entry Draft, Feb. 7, 1996. Became a free agent, July 1, 2003.

Christensen, Erik 2008-10 C/LW - 26 26 2 7 9 8 -5

Acquired from Atlanta in exchange for Eric O'Dell, Mar. 4, 2009. Claimed off waivers by NY Rangers on Dec. 2, 2010.

Corkum, Bob 1993-96 C - 20/19 168 38 44 82 69 -3

Acquired in the 1993 NHL Expansion Draft from Buffalo. Traded to Philadelphia in exchange for Chris Herperger and a seventh-round selection in the 1997 NHL Entry Draft, Feb. 6, 1996.

Crowley, Mike 1997-01 D - 38/25 67 5 15 20 44 -26

Acquired from Philadelphia with Anatoli Semenov for Brian Wessenberg, Mar. 19, 1996. Became a free agent, July 1, 2001.

Cullen, Matt 1997-03 C - 45/11/17 427 65 135 200 168 -39

Selected by Anaheim in the second round (35th overall) of the 1996 NHL Entry Draft. Traded to Florida with Pavel Timka and a fourth-round selection in the 2003 NHL Entry Draft in exchange for Sandis Ozolinsh and Lance Ward, Jan. 30, 2003.

Cummins, Jim 2000-02 RW - 19/15 81 5 6 11 167 -12

Signed as a free agent, July 5, 2000. Traded to the NY Islanders in exchange for Dave Roche, Jan. 14, 2002.

Daigneault, J.J. 1997-98 D - 36 66 4 24 28 50 -5

Acquired from Pittsburgh in exchange for Garry Valk, Feb. 21, 1997. Traded to NY Islanders with Mark Janssens and Joe Sacco in exchange for Travis Green, Doug Houda and Tony Tuzzolino, Feb. 6, 1998.

Davidsson, Johan 1998-00 C - 22 69 4 5 9 16 -9

Selected by Anaheim in the second round (28th overall) of the 1994 NHL Entry Draft. Traded to NY Islanders with future considerations in exchange for Jorgen Jonsson, Mar. 11, 2000.

DiPenta, Joe 2005-08 D - 33 171 5 16 21 110 +12

Signed as a free agent, Aug. 11, 2005. Became a free agent, July 1, 2008.

Dirk, Robert 1994-96 D - 5 82 2 5 7 98 +5

Acquired from Chicago in exchange for a fourth-round selection in the 1995 NHL Entry Draft, July 12, 1994. Traded to Montreal in exchange for Jim Campbell, Jan. 21, 1996.

Dollas, Bobby 1993-98 D - 2 305 28 61 89 213 +31

Acquired in the 1993 NHL Expansion Draft from Detroit. Traded to Edmonton in exchange for Drew Bannister, Jan. 9, 1998.

Donato, Ted 1999-00 LW - 21 81 11 19 30 26 -3

Acquired from Ottawa with the rights to Antti-Jussi Niemi in exchange for Patrick Lalime, June 18, 1999. Became a free agent, July 1, 2000.

Douris, Peter 1993-96 RW - 16 151 30 40 70 42 -4

Signed as a free agent, July 22, 1993. Became a free agent, July 1, 1996.

Drury, Ted 1996-99 C - 13/18 232 21 26 47 225 -18

STATISTICS OF FORMER DUCKS



Acquired from Ottawa with the rights to Marc Moro in exchange for Shaun Van Allen and Jason York, Oct. 1, 1996. Traded to NY Islanders in exchange for Tony Hrkac and Dean Malkoc, Oct. 29, 1999.

Dvorak, Radek **2012-13** **RW - 18** **9** **4** **0** **4** **2** **+2**
Signed as a free agent, Mar. 24, 2013. Became a free agent, July 5, 2013.

Ebbett, Andrew **2007-10** **C - 48** **53** **8** **24** **32** **26** **+10**
Signed as a free agent, May. 16, 2007. Claimed off waivers by Chicago on Oct. 17, 2009.

Eminger, Steve **2009-10** **D - 7** **63** **4** **12** **16** **30** **+1**
Signed as a free agent, Sept. 4, 2009. Traded to NY Rangers in exchange for Aaron Voros and Ryan Hillier, July 9, 2010.

Ewen, Todd **1993-96** **RW - 36** **153** **13** **12** **25** **650** **-14**
Acquired from Montreal with Patrik Cernak in exchange for a third-round selection in the 1994 NHL Entry Draft, Aug. 10, 1993. Became a free agent, July 1, 1996.

Fedorov, Sergei **2003-05** **C - 91** **85** **31** **35** **66** **44** **-6**
Signed as a free agent, July 19, 2003. Traded to Columbus with a fifth-round selection in the 2006 NHL Entry Draft in exchange for Tyler Wright and Francois Beauchemin, Nov. 16, 2005.

Fedoruk, Todd **2005-06** **LW - 29** **86** **4** **22** **26** **210** **+8**
Acquired from Philadelphia in exchange for a second-round selection in the 2005 NHL Entry Draft, July 29, 2005. Traded to Philadelphia in exchange for a fourth-round selection in the 2007 NHL Entry Draft, Nov. 13, 2006.

Fedotov, Anatoli **1993-94** **D - 34** **3** **0** **0** **0** **0** **-3**
Selected by Anaheim in the 10th round (238th overall) of the 1993 NHL Entry Draft. Retired in Sept., 1994.

Ferguson, Scott **1998-99** **D - 21** **2** **0** **1** **1** **0** **0**
Signed as a free agent, July 22, 1998. Became a free agent, July 1, 2000.

Ferner, Mark **1993-95** **D - 3** **64** **3** **6** **9** **36** **-20**
Acquired in the 1993 NHL Expansion Draft from Ottawa. Traded to Detroit with Stu Grimson in exchange for Mike Sillinger and Jason York on Apr. 4, 1995.

Festerling, Brett **2008-11** **D - 53** **83** **0** **8** **8** **33** **+4**
Signed as a free agent, Sept. 14, 2005. Traded to Montreal with a fifth-round selection in the 2012 NHL Entry Draft in exchange for Maxim Lapierre, Dec. 31, 2010.

Foster, Kurtis **2011-12** **D - 6** **9** **1** **1** **2** **8** **-5**
Acquired from Edmonton in exchange for Andy Sutton, July 1, 2011. Traded to New Jersey with Timo Pielmeier in exchange for Rod Pelley, Mark Fraser and a seventh-round draft selection in the 2012 NHL Entry Draft, Dec. 12, 2012.

Friesen, Jeff **2000-02 & 2005-06** **LW - 11/12** **114** **20** **39** **59** **62** **-7**
Acquired from San Jose with Steve Shields and future considerations in exchange for Teemu Selanne, Mar. 5, 2001. Traded to New Jersey with Oleg Tverdokovsky and Maxim Balmochnykh for Petr Sykora, Mike Commodore, J.F. Dampousse and Igor Pankov, July 6, 2002. Acquired from Washington in exchange for a second-round selection in the 2006 NHL Entry Draft, Mar. 9, 2006. Became a free agent, July 1, 2006.

Gavey, Aaron **2005-06** **C - 40** **5** **0** **0** **0** **2** **0**
Signed as a free agent, Sept. 12, 2005. Became a free agent, July 1, 2006.

Glencross, Curtis **2006-07** **C - 46** **2** **1** **0** **1** **2** **-1**
Signed as a free agent, Mar. 25, 2004. Traded to Columbus with Zenon Konopka and a conditional seventh-round selection in 2007 or 2008 in exchange for Joe Motzko, Mark Hartigan and a fourth-round selection in the 2007 NHL Entry Draft, Jan. 26, 2007.

Gordon, Andrew **2011-12** **RW - 41** **37** **2** **3** **5** **6** **-10**
Signed as a free agent, July 2, 2012. Traded to Vancouver in exchange for Sebastian Erikson, Feb. 27, 2012.

Green, Josh **2008-09 & 2010-11** **C - 12** **12** **0** **0** **0** **6** **-3**
Signed as a free agent, June 18, 2008. Became a free agent, July 1, 2009. Signed as a free agent, July 12, 2010. Became a free agent, July 1, 2011.

Green, Travis **1998-99 & 2006-07** **C - 39** **108** **19** **29** **48** **103** **-14**
Acquired from NY Islanders with Doug Houda and Tony Tuzzolino in exchange for J.J. Daigneault, Mark Janssens and Joe Sacco, Feb. 6, 1998. Traded to Phoenix with a first-round selection (Scott Kelman) in the 1999 NHL Entry Draft in exchange for Oleg Tverdokovsky, June 26, 1999. Signed as a free agent, Aug. 10, 2006. Claimed off waivers by Toronto, Jan. 10, 2007.

Grimson, Stu **1993-95 & 1998-00** **LW - 32** **231** **5** **8** **13** **583** **-13**
Acquired by Anaheim in the 1993 NHL Expansion Draft from Detroit. Traded to Detroit with Mark Ferner and a sixth-round selection in the 1996 NHL Entry Draft in exchange for Mike Sillinger and Jason York, Apr. 4, 1995. Acquired from Carolina with Kevin Haller in exchange for David Karpis and a fourth-round selection in the 2000 NHL Entry Draft, Aug. 11, 1998. Became a free agent, July 1, 2000.

Guenin, Nate **2011-12** **D - 34** **15** **2** **0** **2** **6** **+6**
Acquired from Columbus in exchange for Trevor Smith, Jan. 4, 2011. Became a free agent July 5, 2013.

Hagman, Niklas **2011-12** **LW - 12** **63** **8** **11** **19** **12** **-10**
Claimed off waivers from Calgary, Nov. 11, 2011. Became a free agent July 1, 2012.

Haller, Kevin **1998-00** **D - 5** **149** **4** **11** **15** **183** **-9**
Acquired from Carolina with Stu Grimson in exchange for David Karpis and a fourth-round selection in the 2000 NHL Entry Draft, Aug. 11, 1998. Became a free agent July 1, 2000.

Hankinson, Casey **2003-04** **LW - 48** **4** **0** **0** **0** **4** **0**

STATISTICS OF FORMER DUCKS

Signed as a free agent, June 25, 2003. Became a free agent, July 1, 2004.

Hartigan, Mark	2007	C - 13	12	1	2	3	6	+1
-----------------------	-------------	---------------	-----------	----------	----------	----------	----------	-----------

Acquired from Columbus with Joe Motzko and a fourth-round selection in the 2007 NHL Entry Draft in exchange for Curtis Glencross, Zenon Konopka and a seventh-round selection in either the 2007 or 2008 NHL Entry Draft, Jan. 26, 2007. Became a free agent, July 1, 2007.

Havelid, Niclas	1999-04	D - 28	310	24	61	85	152	-42
------------------------	----------------	---------------	------------	-----------	-----------	-----------	------------	------------

Selected by Anaheim in the third round (83rd overall) of the 1999 NHL Entry Draft. Traded to Atlanta in exchange for Kurtis Foster, June 26, 2004.

Hedican, Bret	2008-09	D - 3	51	1	5	6	36	-7
----------------------	----------------	--------------	-----------	----------	----------	----------	-----------	-----------

Signed as a free agent, Oct. 23, 2008. Became free agent, July 1, 2009.

Hedstrom, Jonathan	2002-03 & 2005-06	RW - 51/17	83	13	14	27	48	+1
---------------------------	------------------------------	-------------------	-----------	-----------	-----------	-----------	-----------	-----------

Acquired from Toronto in exchange for a sixth- and seventh-round selection in the 2000 NHL Entry Draft, June 25, 2000. Retired in Aug. 2006.

Hendry, Jordan	2012-13	D - 40	2	0	0	0	0	0
-----------------------	----------------	---------------	----------	----------	----------	----------	----------	----------

Signed as a free agent, July 1, 2012. Became a free agent, July 5, 2013.

Hicks, Alex	1995-96	LW - 32	82	12	17	29	51	+12
--------------------	----------------	----------------	-----------	-----------	-----------	-----------	-----------	------------

Signed as a free agent, Aug. 23, 1995. Traded to Pittsburgh with Fredrik Olausson in exchange for Shawn Antoski and Dmitri Mironov, Nov. 19, 1996.

Hill, Sean	1993-94	D - 6	68	7	20	27	78	-12
-------------------	----------------	--------------	-----------	----------	-----------	-----------	-----------	------------

Acquired in the 1993 NHL Expansion Draft from Montreal. Traded to Ottawa in exchange for a third-round selection in the 1994 NHL Entry Draft, June 29, 1994.

Hindy, Shane	2007-08	D - 7	33	1	2	3	30	+2
---------------------	----------------	--------------	-----------	----------	----------	----------	-----------	-----------

Signed as a free agent, July 5, 2007. Traded to Boston with a sixth-round selection in the 2008 NHL Entry Draft in exchange for Brandon Bochenski, Jan. 2, 2008.

Holan, Milos	1995-96	D - 7	41	4	10	14	38	-8
---------------------	----------------	--------------	-----------	----------	-----------	-----------	-----------	-----------

Acquired from Philadelphia in exchange for Anatoli Semenov, Mar. 8, 1995. Retired due to illness after the 1995-96 season.

Holmqvist, Michael	2003-04	C - 18	21	2	0	2	25	-6
---------------------------	----------------	---------------	-----------	----------	----------	----------	-----------	-----------

Selected by Anaheim in the first round (18th overall) of the 1997 NHL Entry Draft. Traded to Chicago in exchange for Travis Moen on July 30, 2005.

Houda, Doug	1997-98	D - 6	24	1	2	3	52	-5
--------------------	----------------	--------------	-----------	----------	----------	----------	-----------	-----------

Acquired from NY Islanders with Travis Green and Tony Tuzzolino in exchange for J.J. Daigneault, Mark Janssens and Joe Sacco, Feb. 6, 1998. Traded to Detroit in exchange for future considerations, Oct. 8, 1998.

Houlder, Bill	1993-94	D - 23	80	14	25	39	40	-18
----------------------	----------------	---------------	-----------	-----------	-----------	-----------	-----------	------------

Acquired in the 1993 NHL Expansion Draft from Buffalo. Traded to St. Louis in exchange for Jason Marshall, Aug. 29, 1994.

Hrkac, Tony	1999-01	C - 15	140	17	32	49	37	-2
--------------------	----------------	---------------	------------	-----------	-----------	-----------	-----------	-----------

Acquired from NY Islanders with Dean Malkoc in exchange for Ted Drury, Oct. 29, 1999. Became a free agent, July 1, 2001.

Huskins, Kent	2005-09	D - 40	142	6	22	28	100	+26
----------------------	----------------	---------------	------------	----------	-----------	-----------	------------	------------

Signed as a free agent, Aug. 30, 2005. Traded to San Jose with Travis Moen in exchange for Nick Bonino, Timo Pielmeier and a conditional selection in the 2009 NHL Entry Draft, Mar. 4, 2009.

Jacques, J.F.	2011-12	LW - 19	6	0	0	0	12	+2
----------------------	----------------	----------------	----------	----------	----------	----------	-----------	-----------

Signed as a free agent, July 6, 2011. Became a free agent, July 1, 2012.

Janssens, Mark	1997-98	C - 24/18	67	4	7	11	163	-25
-----------------------	----------------	------------------	-----------	----------	----------	-----------	------------	------------

Acquired from Hartford in exchange for Bates Battaglia and a fourth-round selection in the 1998 NHL Entry Draft, Mar. 18, 1997. Traded to NY Islanders with J.J. Daigneault and Joe Sacco in exchange for Travis Green, Doug Houda and Tony Tuzzolino, Feb. 6, 1998.

Johnson, Craig	2003-04	LW - 27	39	1	2	3	14	-4
-----------------------	----------------	----------------	-----------	----------	----------	----------	-----------	-----------

Signed as a free agent, Sept. 9, 2003. Claimed on waivers by Toronto, Jan. 9, 2004.

Jomphe, J.F.	1995-98	C - 46	104	10	29	39	100	-1
---------------------	----------------	---------------	------------	-----------	-----------	-----------	------------	-----------

Signed as a free agent, Sept. 27, 1993. Traded to Phoenix in exchange for Jim McKenzie, June 18, 1998.

Kariya, Paul	1995-03	LW - 9	606	300	369	669	213	+52
---------------------	----------------	---------------	------------	------------	------------	------------	------------	------------

Selected by Anaheim in the first round (fourth overall) of the 1993 NHL Entry Draft. Became a free agent, July 1, 2003.

Karpa, David	1995-98	D - 15/17/33	245	7	43	50	788	+5
---------------------	----------------	---------------------	------------	----------	-----------	-----------	------------	-----------

Acquired from Quebec in exchange for a conditional selection in the 1997 NHL Entry Draft (fourth), Mar. 8, 1995. Traded to Carolina with a fourth-round selection in the 2000 NHL Entry Draft in exchange for Stu Grimson and Kevin Haller, Aug. 11, 1998.

Karpov, Valeri	1994-97	RW - 11	76	14	15	29	32	-7
-----------------------	----------------	----------------	-----------	-----------	-----------	-----------	-----------	-----------

Selected by Anaheim in the third round (56th overall) of the 1993 NHL Entry Draft. Became a free agent, July 1, 1997.

Kasatonov, Alexei	1993-94	D - 7	55	4	18	22	43	-8
--------------------------	----------------	--------------	-----------	----------	-----------	-----------	-----------	-----------

Acquired in the 1993 NHL Expansion Draft from New Jersey. Traded to St. Louis in exchange for Maxim Bets and a sixth-round selection in the 1995 NHL Entry Draft, Mar. 21, 1994.

Kilger, Chad	1995-96	C - 8	45	5	7	12	22	-2
---------------------	----------------	--------------	-----------	----------	----------	-----------	-----------	-----------

Selected by Anaheim in the first round (fourth overall) of the 1995 NHL Entry Draft. Traded to Winnipeg with Oleg Tverdoksy and a third-round selection in the 1996 NHL Entry Draft in exchange for Teemu Selanne, Marc Chouinard and a fourth-round selection in the 1996 NHL Entry Draft, Feb. 7, 1996.

King, Steven	1993-96	RW - 17/24	43	10	3	13	59	-8
---------------------	----------------	-------------------	-----------	-----------	----------	-----------	-----------	-----------

STATISTICS OF FORMER DUCKS



Acquired in the 1993 NHL Expansion Draft from NY Rangers. Became a free agent, July 1, 1996.

Kjellberg, Patric 2001-03 RW - 18 141 15 19 34 26 -18

Acquired from Nashville in exchange for Petr Tenkrat, Nov. 1, 2001. Became a free agent, July 1, 2003.

Klee, Ken 2008 D - 2 3 0 0 0 4 +0

Acquired from Atlanta with Brad Larsen and Chad Painchaud in exchange for Mathieu Schneider, Sept. 26, 2008. Claimed off waivers by Phoenix on Oct. 28, 2008.

Knutsen, Espen 1997-98 C - 47/21 19 3 0 3 6 -10

Acquired from Hartford in exchange for Kevin Brown, Oct. 1, 1996. Traded to Columbus in exchange for a fourth-round selection in the 2001 NHL Entry Draft, May 25, 2000.

Kohn, Ladislav 1999-01 RW - 29 128 9 19 28 69 -32

Acquired from Atlanta in exchange for an eighth-round selection in the 2000 NHL Entry Draft, Sept. 27, 1999. Traded to Atlanta for Sergei Vshedkevich and Scott Langkow, Feb. 9, 2001.

Kondratiev, Maxim 2007-08 D - 20 4 0 0 0 0 -2

Acquired from NY Rangers in exchange Petr Sykora and a fourth-round selection in the 2007 NHL Entry Draft, Jan. 8, 2006. Placed on waivers, Jan. 30, 2008.

Konopka, Zenon 2005-06 C - 25 23 4 3 7 48 -4

Signed as a free agent, Sept. 1, 2004. Traded to Columbus with Curtis Glencross and a selection in either the 2007 or 2008 NHL Entry Draft in exchange for Mark Hartigan, Joe Moutzko and a fourth-round selection in the 2007 NHL Entry Draft, Jan. 26, 2007.

Krivokrasov, Sergei 2001-02 RW - 23 17 1 2 3 19 -1

Acquired from Minnesota in exchange for a seventh-round selection in the 2002 NHL Entry Draft and future considerations, Nov. 1, 2001. Became a free agent July 1, 2002.

Krog, Jason 2002-04 C - 10 147 16 27 43 28 -3

Signed as a free agent, July 17, 2002. Became a free agent, July 1, 2004.

Krygier, Todd 1994-96 LW - 25 95 20 39 59 80 -8

Acquired from Washington in exchange for a fourth-round selection in the 1996 NHL Entry Draft, Feb. 2, 1995. Traded to Washington in exchange for Mike Torchia, Mar. 8, 1996.

Kunitz, Chris 2003-05 & 2005-09 LW - 38/14 313 81 111 192 297 +60

Signed as free agent, Apr. 1, 2003. Claimed off waivers by Atlanta, Oct. 4, 2005. Claimed off waivers from Atlanta Oct. 18, 2005. Traded to Pittsburgh with Eric Tangradi in exchange for Ryan Whitney, Feb. 26, 2009.

Kurvers, Tom 1994-95 D - 24 22 4 3 7 6 -13

Acquired from NY Islanders in exchange for Troy Loney, June 29, 1994. Became a free agent, July 1, 1995.

Kurri, Jari 1996-97 RW/C - 17 82 13 22 35 12 -13

Signed as a free agent, Aug. 14, 1996. Became a free agent, July 1, 1997.

Ladouceur, Randy 1993-96 D - 29 188 4 16 20 157 +14

Acquired in the 1993 NHL Expansion Draft from Hartford. Retired from the NHL after the 1995-96 season.

Lambert, Denny 1994-96 & 2001-02 LW - 42/27 119 3 16 19 272 +2

Signed as a free agent, Aug. 16, 1993. Became a free agent, July 1, 1996. Acquired from Atlanta in exchange for future considerations, July 2, 2001. Became a free agent, July 1, 2002.

Lapierre, Maxim 2010-11 C - 14 21 0 3 3 9 -6

Acquired from Montreal in exchange for Brett Festerling and a fifth-round selection in the 2012 NHL Entry Draft, Dec. 31, 2010. Traded to Vancouver with MacGregor Sharp in exchange for Joel Penualt and a third-round selection in the 2012 NHL Entry Draft, Feb. 28, 2011.

Lebeau, Stephan 1993-95 C - 47 60 14 20 34 26 +1

Acquired from Montreal in exchange for Ron Tugnutt, Feb. 20, 1994. Became a free agent, July 1, 1995.

LeBoutillier, Peter 1996-98 RW - 52 35 2 1 3 176 -1

Selected by Anaheim in the sixth round (133rd overall) of the 1995 NHL Entry Draft. Became a free agent, July 1, 2000.

LeClerc, Mike 1996-04 LW - 12 291 54 78 132 251 -43

Selected by Anaheim in the third round (55th overall) of the 1995 NHL Entry Draft. Traded to Phoenix in exchange for a conditional selection in the 2007 NHL Entry Draft, Aug. 23, 2005.

Lilja, Andreas 2010-11 D - 3 52 1 6 7 28 -15

Signed as a free agent, Oct. 11, 2010. Became a free agent July 1, 2011.

Lilly, John 1993-96 RW - 48/27 23 3 8 11 13 +2

Signed as a free agent, Mar. 9, 1994. Became a free agent, July 1, 1996.

Loach, Lonnie 1993-94 LW - 27 3 0 0 0 2 -2

Acquired in the 1993 NHL Expansion Draft from Los Angeles. Became a free agent, July 1, 1994.

Lombardi, Matthew 2012-13 C - 19 7 0 0 0 4 -2

Acquired from Phoenix in exchange for Brandon McMillon, Apr. 3, 2013. Became a free agent, July 5, 2013.

Loney, Troy 1993-94 LW - 24 62 13 6 19 88 -5

Acquired in the 1993 NHL Expansion Draft from Pittsburgh. Traded to the NY Islanders in exchange for Tom Kurvers, June 29, 1994.

Lupul, Joffrey 2003-06 & 2009-11 RW - 15/14/19 205 56 58 114 108 -20

STATISTICS OF FORMER DUCKS

Selected in the first round (7th overall) in the 2002 NHL Entry Draft, June 22, 2002. Traded to Edmonton with Ladislav Smid, a first-round selection in the 2007 NHL Entry Draft, a conditional first-round selection and a second-round selection in the 2008 NHL Entry Draft in exchange for Chris Pronger, July 3, 2006. Acquired from Philadelphia with Luca Sbisa, a first-round selection in the 2009 NHL Entry Draft, a first-round selection in the 2010 NHL Entry Draft and a conditional round selection in 2010 or 2011 for Chris Pronger and Ryan Dingle, June 26, 2009. Traded to Toronto with Jake Gardiner and a conditional fourth-round selection in 2013 for Francois Beauchemin, Feb. 9, 2011.

Lydman, Toni 2010-13 D - 32 187 3 41 44 100 +31

Signed as a free agent, July 1, 2010. Became a free agent, July 5, 2013.

Maceneau, Maxime 2011-12 C - 49 29 1 3 4 18 -4

Selected by Anaheim in the third round (63rd overall) of the 2007 NHL Entry Draft, June 23, 2007. Traded to Winnipeg in exchange for Riley Holzapfel, Feb. 13, 2012.

Mara, Paul 2010-11 D - 23 33 1 1 2 48 +2

Signed as a free agent, Sept. 16, 2010. Traded to Montreal in exchange for a fifth-round selection in the 2012 NHL Entry Draft, Feb. 17, 2011.

Marchant, Todd 2005-11 C - 22 418 38 74 112 230 -29

Claimed off waivers from Columbus, Nov. 21, 2005. Retired, June 29, 2011.

Marha, Josef 1997-99 C - 10 22 7 5 12 0 0

Acquired from Colorado in exchange for Warren Rychel and a conditional selection in the 1999 NHL Entry Draft, Mar. 24, 1998. Traded to Chicago in exchange for future considerations, Jan. 28, 1999.

Marshall, Jason 1995-01 & 2005-06 D - 23/28/6 370 8 34 42 740 -26

Acquired from St. Louis in exchange for Bill Houlder, Aug. 29, 1994. Traded to Washington in exchange for Alexei Tezikov and a fourth-round selection in the 2001 NHL Entry Draft, Mar. 13, 2001. Signed as a free agent, Aug. 8, 2005. Became a free agent, July 1, 2006.

Martensson, Tony 2003-04 C - 46 6 1 1 2 0 -2

Selected in the seventh round (224th overall) of the 2001 NHL Entry Draft. Signed as a free agent by Linköping (Sweden), May 17, 2004.

Maxwell, Ben 2011-12 C - 14 6 0 1 1 2 +1

Claimed off waivers from Winnipeg, Nov. 10, 2011. Claimed off waivers by Winnipeg, Dec. 6, 2011.

May, Brad 2007-09 LW - 24 95 3 7 10 94 +6

Acquired from Colorado in exchange for Mike Wall, Feb. 27, 2007. Traded to Toronto in exchange for a conditional sixth-round selection in the 2010 NHL Entry Draft, Jan. 7, 2009.

McDonald, Andy 2000-07 C - 19 391 92 167 259 162 +24

Signed as a free agent, Apr. 3, 2000. Traded to St. Louis in exchange for Doug Weight, Michel Bérner and a seventh-round selection in the 2008 NHL Entry Draft, Dec. 14, 2007.

McInnis, Marty 1998-02 RW - 16 272 57 88 145 127 -53

Acquired from Chicago in exchange for a fourth-round selection in the 2000 NHL Entry Draft, Oct. 27, 1998. Traded to Boston in exchange for a third-round selection in the 2002 NHL Entry Draft, Mar. 5, 2002.

McIver, Nathan 2008-09 D - 6 18 0 1 1 36 +2

Claimed off waivers from Vancouver, Oct. 4, 2008. Traded to Vancouver in exchange for Mike Brown, Feb. 4, 2009.

McKay, Scott 1993-94 C - 45 1 0 0 0 0 0

Signed as a free agent, Aug. 2, 1993. Became a free agent, July 1, 1995.

McKenzie, Jim 1998-00 LW - 33 104 8 7 15 147 -23

Acquired from Phoenix in exchange for J.F. Jomphe, June 18, 1998. Claimed by Washington off NHL waivers Jan. 20, 2000.

McMillon, Brandon 2010-13 C/LW - 64 91 11 15 26 40 -16

Selected by Anaheim in the third round (85th overall) of the 2008 NHL Entry Draft, July 30, 2005. Traded to Phoenix in exchange for Matthew Lombardi, Apr. 3, 2013.

McSween, Don 1994-96 D - 39/6 37 3 9 12 43 +4

Signed as a free agent on Jan. 12, 1994. Became a free agent, July 1, 1996.

Melin, Bjorn 2006-07 RW - 43 3 1 0 1 0 -1

Acquired from NY Islanders with Ben Guite in exchange for future Dave Roche, Mar. 19, 2002. Signed with HV-71 of the Swedish Elite League, Sept. 9, 2003. Signed as a free agent, May 31, 2006. Signed with HV-71 of the Swedish Elite League, Apr. 27, 2007.

Mikkelsen, Brendan 2008-11 D - 60 67 0 5 5 38 -6

Selected by Anaheim in the second round (31st overall) of the 2005 NHL Entry Draft, July 30, 2005. Claimed off waivers by Calgary, Oct. 19, 2010.

Mikulchik, Oleg 1995-96 D - 44 8 0 0 0 4 -2

Signed as a free agent, July 28, 1995. Became a free agent, July 1, 1996.

Miller, Drew 2006-09 LW - 18 53 6 9 15 23 -1

Selected by Anaheim in the sixth round (186th overall) of the 2003 NHL Entry Draft. Traded to Tampa Bay with a third-round selection in the 2010 NHL Entry Draft in exchange for Evgeny Artyukhin, Aug. 13, 2009.

Miller, Kip 1999-00 C - 11 30 6 17 23 4 +1

Acquired from Pittsburgh in exchange for future considerations, Jan. 29, 2000. Became free agent on July 1, 2000.

Mironov, Dmitri 1996-98 D - 15 128 18 64 82 192 +13

STATISTICS OF FORMER DUCKS

20
1993 2013

Acquired from Pittsburgh with Shawn Antoski in exchange for Alex Hicks and Fredrik Olausson, Nov. 19, 1996. Traded to Detroit in exchange for Jamie Pushor and a fourth-round selection in the 1998 NHL Entry Draft, Mar. 24, 1998.

Moen, Travis 2005-09 LW - 32 261 22 23 45 331 -34

Acquired from Chicago in exchange for Mikael Holmqvist, July 30, 2005. Traded to San Jose with Kent Huskins in exchange for Nick Bonino, Timo Pielmeier and a conditional selection in the 2009 NHL Entry Draft, Mar. 4, 2009.

Montador, Steve 2008-09 D - 5 65 4 16 20 125 +14

Signed as a free agent, July 11, 2009. Traded to Boston for Petteri Nokelainen, Mar. 4, 2009.

Moran, Ian 2006-07 D - 18 1 0 0 0 0 -1

Signed as a free agent, Aug. 15, 2006. Signed with Eisbaren Berlin of the German Elite League, Jan. 25, 2007.

Moro, Marc 1997-98 D - 37 1 0 0 0 0 0

Acquired from Ottawa with Ted Drury in exchange for Shaun Van Allen and Jason York, Oct. 1, 1996. Traded to Nashville with Chris Mason in exchange for Dominic Roussel, Oct. 5, 1998.

Morrison, Brendan 2008-09 C/LW - 7 62 10 12 22 16 +0

Signed as a free agent, July 8, 2008. Claimed off waivers by Dallas, Mar. 4, 2009.

Motzko, Joe (playoffs only) 2006-07 RW - 46 3 0 0 0 0 +2

Acquired from Columbus with Mark Hartigan and a 2007 fourth-round selection in exchange for Curtis Glencross, Zenon Konopka and a seventh-round selection in the 2007 or 2008 NHL Entry Draft, Jan. 26, 2007. Became free agent, July 1, 2007.

Mowers, Mark 2007 RW - 48/28 17 1 0 1 8 +0

Acquired from Boston in exchange for Nathan Saunders and Brett Skinner, Sept. 24, 2007. Became a free agent, Nov. 30, 2007.

Nazarov, Andrei 2000-01 RW - 26 16 1 0 1 29 -9

Acquired from Calgary with a second-round selection in the 2001 NHL Entry Draft in exchange for Jordan Leopold, Sept. 26, 2000. Traded to Boston with Patrick Traverse in exchange for Samuel Pahlsson, Nov. 18, 2000.

Niekar, Barry 1996-98 LW - 42 8 0 0 0 21 0

Signed as a free agent, Oct. 4, 1996. Became a free agent, July 1, 1998.

Niedermayer, Rob 2003-09 LW/RW - 44 382 56 68 124 311 -32

Acquired from Calgary in exchange for Jean-Francois Dampousse and Mike Comodore, Mar. 11, 2003. Became free agent on July 1, 2009.

Niedermayer, Scott 2005-10 D - 27 371 60 204 264 306 -5

Signed as a free agent, Aug. 4, 2005. Announced his retirement, June 22, 2010.

Nielsen, Jeff 1997-00 RW - 19 191 17 19 36 64 -9

Signed as a free agent, Aug. 11, 1997. Selected by Minnesota in the 2000 NHL Expansion Draft, June 23, 2000.

Nikulin, Igor 1996-97 RW - 21 1 0 0 0 0 0

Selected by Anaheim in the fifth round (107th overall) of the 1995 NHL Entry Draft. Became a free agent, July 1, 1999.

Nokelainen, Petteri 2008-10 C/RW - 17 67 8 9 17 27 -4

Acquired from Boston in exchange for Steve Montador, Mar. 4, 2009. Traded to Phoenix in exchange for a sixth-round selection in the 2010 NHL Entry Draft, Mar. 3, 2010.

Norris, Dwayne 1995-96 RW - 28 3 0 1 1 2 0

Signed as a free agent, Nov. 3, 1995. Became a free agent, July 1, 1996.

Oates, Adam 2002-03 C - 77 67 9 36 45 16 -1

Signed as a free agent, July 1, 2002. Became a free agent, July 1, 2003.

O'Brien, Shane 2006-07 D - 37 62 2 12 14 140 +5

Selected by Anaheim in the eighth round (250th overall) of the 2003 NHL Entry Draft. Traded to Tampa Bay with a third-round selection in the 2007 NHL Entry Draft in exchange for Gerald Coleman and a first-round selection in the 2007 NHL Entry Draft, Feb. 24, 2007.

O'Connor, Myles 1993-94 D - 44 5 0 1 1 6 0

Signed as a free agent, July 22, 1993. Became a free agent, July 1, 1995.

O'Donnell, Sean 2006-08 D - 21 182 5 24 29 202 +21

Acquired from Phoenix in exchange for Joel Perrault, Mar. 9, 2006. Traded to Los Angeles in exchange for a conditional draft pick, Sept. 30, 2008.

O'Marra, Ryan 2011-12 C - 58 2 0 0 0 0 -1

Acquired from Edmonton in exchange for Bryan Rodney, Feb. 16, 2012. Became a free agent, July 1, 2012.

Oksiuta, Roman 1995-97 RW - 28/10 42 1 12 25 31 -10

Acquired from Vancouver in exchange for Mike Sillinger, Mar. 15, 1996. Traded to Pittsburgh in exchange for Richard Park, Mar. 18, 1997.

Olausson, Fredrik 1995-96, 1998-00 & 2002-03 D - 2/4 244 37 90 127 112 +6

Acquired on waivers from Edmonton, Jan. 16, 1996. Traded to Pittsburgh with Alex Hicks in exchange for Shawn Antoski and Dmitri Mironov, Nov. 19, 1996. Signed as a free agent, Aug. 28, 1998. Retired from the NHL, Apr. 10, 2000. Signed as a free agent, July 12, 2002. Became a free agent, July 1, 2003.

O'Sullivan, Chris 2002-03 D - 37 2 0 1 1 0 0

Signed as a free agent, July 20, 2002. Became a free agent, July 1, 2003.

Oystriick, Nathan 2009-10 D - 41 3 0 0 0 2 -1

STATISTICS OF FORMER DUCKS

Acquired from Atlanta with a conditional draft choice in the 2011 NHL Entry Draft in exchange for Evgeny Artyukhin, Mar. 1, 2010. Became free agent, July 1, 2010.

Ozolinsh, Sandis 2003-06 D - 8 84 13 27 40 48 -1

Acquired from Florida with Lance Ward in exchange for Pavel Trnka, Matt Cullen and a fourth-round selection in the 2003 NHL Entry Draft, Jan. 30, 2003. Traded to NY Rangers in exchange for a third-round selection in the 2006 NHL Entry Draft, Mar. 9, 2006.

Pahlsson, Samuel 2000-09 C - 26 527 51 90 141 252 -40

Acquired from Boston in exchange for Patrick Traverse and Andrei Nazarov, Nov. 18, 2000. Traded to Chicago with Logan Stephenson and a conditional fourth-round selection in the 2009 NHL Entry Draft in exchange for James Wisniewski and Petri Kontiola, Mar. 4, 2009.

Park, Richard 1997-98 C - 32 26 1 3 4 18 -3

Acquired from Pittsburgh in exchange for Roman Oksuta, Mar. 18, 1997. Became a free agent, July 1, 1998.

Parros, George 2006-12 RW - 16 356 15 13 28 812 +10

Acquired from Colorado in exchange a second-round selection in the 2007 NHL Entry Draft, Nov. 13, 2006. Became a free agent, July 1, 2012.

Pelley, Rod 2011-12 C - 14 45 2 1 3 9 -3

Acquired from New Jersey with Mark Fraser and a seventh-round selection in the 2012 NHL entry Draft in exchange for Kurtis Foster and Timo Pielmeier, Dec. 12, 2011. Became a free agent, July 1, 2012.

Plavsic, Adrian 1996-97 D - 25 6 0 0 0 2 -5

Signed as a free agent, Aug. 27, 1996. Became a free agent, July 1, 1997.

Popovic, Mark 2004 D - 33 1 0 0 0 0 0

Selected by Anaheim in the second round (35th overall) of the 2001 NHL Entry Draft. Traded to Atlanta in exchange for Kip Brennan, Aug. 25, 2005.

Pronger, Chris 2006-09 D - 25 220 36 114 150 285 +26

Acquired from Edmonton in exchange for Joffrey Lupul, Ladislav Smid, a first-round selection in the 2007 NHL Entry Draft, a conditional first-round selection and a second-round selection in the 2008 NHL Entry Draft, July 3, 2006. Traded to Philadelphia with Ryan Dingle for Joffrey Lupul, Luca Sbisa, a first-round selection in the 2009 NHL Entry Draft, a first-round selection in the 2010 NHL Entry Draft, and a conditional third-round selection in the 2010 or 2011 NHL Entry Draft.

Pronger, Sean 1996-98 C - 54/10 108 12 23 35 56 -3

Signed as a free agent, Jan. 14, 1995. Traded to Pittsburgh in exchange for Patrick Lalime, Mar. 24, 1998.

Prospal, Vaclav 2003-04 LW - 40 82 19 35 54 54 -9

Signed as a free agent, July 17, 2003. Traded to Tampa Bay in exchange for a second-round selection in the 2005 NHL Entry Draft, Aug. 16, 2004.

Pushor, Jamie 1997-99 D - 4 80 1 4 5 122 -19

Acquired from Detroit with a fourth-round selection in the 1998 NHL Entry Draft in exchange for Dmitri Mironov, Mar. 24, 1998. Selected by Atlanta in the 1999 NHL Expansion Draft, June 25, 1999.

Reichert, Craig 1996-97 RW - 51 3 0 0 0 0 -2

Selected in the third round (67th overall) of the 1994 NHL Entry Draft. Became a free agent, July 1, 1999.

Rome, Aaron 2006-07 D - 34 1 0 0 0 0 -1

Signed as a free agent, June 7, 2004. Traded to Columbus with Clay Wilson in exchange for Geoff Platt and Bruno St. Jacques, Nov. 15, 2007.

Rucchin, Steve 1994-04 C - 20 616 153 279 432 140 +28

Selected by Anaheim in the first round (second overall) of the 1994 NHL Supplemental Draft. Traded to NY Rangers in exchange for Trevor Gillies and a conditional selection in the 2007 NHL Entry Draft, Aug. 25, 2005.

Rutu, Jarkko 2011 LW - 37 23 1 1 2 38 0

Acquired from Ottawa in exchange for a sixth-round selection in the 2011 NHL Entry Draft, Feb. 17, 2011. Became a free agent on July 1, 2011.

Ryan, Bobby 2007-13 LW - 9/54 378 147 142 289 251 +40

Selected by Anaheim in the first round (second overall) of the 2005 NHL Entry Draft. Traded to Ottawa in exchange for Jakob Silfverberg, Stefan Noesen, and a first round selection in the 2014 NHL Entry Draft, July 5, 2013.

Rychel, Warren 1996-98 LW - 16 133 15 13 28 416 -4

Signed as a free agent, July 23, 1996. Traded to Colorado in exchange for Josef Marha and a conditional selection in the 1999 NHL Entry Draft, Mar. 24, 1998.

Sacco, David 1994-96 LW/C - 12 31 4 12 16 18 -2

Acquired from Toronto in exchange for Terry Yake, Sept. 27, 1995. Became a free agent, July 1, 1996.

Sacco, Joe 1993-98 RW - 14 333 62 68 130 183 -18

Acquired in the 1993 NHL Expansion Draft from Toronto. Traded to NY Islanders with J.J. Daigneault and Mark Janssens in exchange for Travis Green, Doug Houda and Tony Tuzzolino, Feb. 6, 1998.

St. Jacques, Bruno 2005 D - 7 1 1 0 1 0 +1

Acquired from Carolina in exchange for Craig Adams, Oct. 5, 2005. Traded to Chicago with Pierre Parenteau in exchange for Sebastien Caron, Matt Keith and Chris Dumo, Dec. 28, 2006.

Salei, Ruslan 1996-2006 D - 24 594 26 79 105 735 -3

Selected by Anaheim in the first round (ninth overall) of the 1996 NHL Entry Draft. Became a free agent, July 1, 2006.

Sandstrom, Tomas 1997-99 RW - 17 135 24 25 49 106 -30

Signed as a free agent, Aug. 1, 1997. Became a free agent, July 1, 1999.

Sauer, Kurt 2002-04 D - 34 135 2 6 8 106 -31

STATISTICS OF FORMER DUCKS

20
1993 2013

Signed as a free agent, June 6, 2002. Traded to Colorado with a fourth-round selection in the 2005 NHL Entry Draft in exchange for Martin Skoula, Feb. 21, 2004.

Sawyer, Kevin 2000-03 LW - 46/25 97 3 3 6 363 -11

Signed as a free agent, July 13, 2000. Became a free agent, July 1, 2003.

Schastlivy, Petr 2004 LW - 27 22 2 0 2 4 -3

Acquired from Ottawa in exchange for Todd Simpson, Feb. 4, 2004. Became a free agent, July 1, 2004.

Semenov, Anatoli 1993-95/96 C - 19/93 76 15 32 47 26 -18

Acquired in the 1993 NHL Expansion Draft from Vancouver. Traded to Philadelphia in exchange for Milos Holan, Mar. 5, 1995. Re-acquired from Philadelphia with the rights to Mike Crowley in exchange for the rights to Brian Wessenberg, Mar. 19, 1996. Became a free agent, July 1, 1996.

Severson, Cam 2002-04 LW - 14/17 33 3 0 3 58 -3

Signed as a free agent, Aug. 22, 2002. Became a free agent, July 1, 2004.

Severyn, Brent 1997-98 RW - 22 37 1 3 4 133 -3

Acquired in the 1997 NHL Waiver Draft from Colorado. Became a free agent, July 1, 1998.

Sexton, Dan 2009-11 RW - 42 88 13 19 32 20 -9

Signed as a free agent, Apr. 7, 2009. Traded to Tampa Bay in exchange for Kyle Wilson, Mar. 11, 2013.

Shannon, Ryan 2006-07 C - 38 53 2 9 11 10 -2

Signed as a free agent, Nov. 28, 2005. Traded to Vancouver in exchange for Jason King and a conditional third-round selection in the 2009 NHL Entry Draft, June 23, 2007.

Sillinger, Mike 1994-96 C - 26 77 15 26 41 38 -19

Acquired from Detroit with Jason York in exchange for Stu Grimson and Mark Ferner, Apr. 4, 1995. Traded to Vancouver in exchange for Roman Oksiuta, Mar. 15, 1996.

Simpson, Todd 2003-04 D - 2 46 4 3 7 105 -6

Acquired in the 2003 NHL Waiver Draft from Phoenix. Traded to Ottawa in exchange for Petr Schastlivy, Feb. 5, 2004.

Skalde, Jarrod 1993-94 C - 10 20 5 4 9 10 -3

Acquired in the 1993 NHL Expansion Draft from New Jersey. Traded to Calgary in exchange for Bobby Marshall, Oct. 30, 1995.

Skoula, Martin 2003-04 D - 14 21 2 7 9 2 +2

Acquired from Colorado in exchange for Kurt Sauer and a fourth-round selection in the 2005 NHL Entry Draft, Feb. 21, 2004. Became a free agent, Aug. 1, 2005.

Smirnov, Alexei 2002-03 LW - 22 52 3 3 6 20 -1

Selected by Anaheim in the first round (12th overall) of the 2000 NHL Entry Draft. Became a free agent, Aug. 1, 2005.

Steckel, David 2012-13 C - 20 21 1 5 6 4 +2

Acquired from Toronto in exchange for Ryan Lasch and a seventh round selection in the 2014 NHL Entry Draft, Mar. 15, 2013. Became a free agent, July 5, 2013.

Stevenson, Jeremy 1995-98 LW - 40 53 3 6 9 127 -4

Selected by Anaheim in the 11th round (262nd overall) of the 1994 NHL Entry Draft. Became a free agent on July 1, 2000.

Sutherby, Brian 2007-08 C/LW - 17 62 3 4 7 76 +4

Acquired from Washington in exchange for a second-round selection in the 2009 NHL Entry Draft, Nov. 19, 2007. Traded to Dallas in exchange for David McIntyre and a conditional sixth-round selection in the 2010 NHL Entry Draft, Dec. 14, 2008.

Sutton, Andy 2010-11 D - 25 39 0 4 4 87 +1

Signed as a free agent Aug. 2, 2010. Traded to Edmonton in exchange for Kurtis Foster, July 2, 2011.

Sweeney, Tim 1993-95 C/LW - 8 91 17 28 45 51 0

Acquired in the 1993 NHL Expansion Draft from Boston. Released, Apr. 9, 1995.

Sykora, Petr 2002-06 RW - 39 197 64 67 131 86 -15

Acquired from New Jersey with Mike Commodore, Jean-Francois Dampousse and Igor Pohanka in exchange for Jeff Friesen, Oleg Tverdokovsky and Maxim Balmochnykh, July 6, 2002. Traded to NY Rangers with a fourth-round selection in the 2007 NHL Entry Draft in exchange for Maxim Kondratiev, Jan. 8, 2006.

Syvret, Danny 2010 D - 26 6 1 1 2 4 -3

Signed as a free agent, July 21, 2010. Traded to Philadelphia with Rob Bardsen in exchange for Patrick Maroon and David Laliberte, Nov. 21, 2010.

Tenkraat, Petr 2000-02 RW - 18 55 5 9 14 22 -17

Selected by Anaheim in the eighth round (230th overall) of the 1999 NHL Entry Draft. Traded to Nashville in exchange for Patric Kjellberg, Nov. 1, 2001.

Thomas, Steve 2002-03 RW - 32 12 10 3 12 2 +10

Acquired from Chicago in exchange for a fifth-round selection in the 2003 NHL Entry Draft, Mar. 11, 2003. Became a free agent, July 1, 2003.

Thomson, Jim 1993-95 RW - 33 6 0 0 0 5 0

Acquired in the 1993 NHL Expansion Draft from Los Angeles. Became a free agent, July 1, 1995.

Thornton, Shawn 2006-07 RW - 45 48 2 7 9 88 +3

Signed as a free agent, July 12, 2006. Became a free agent, July 1, 2007.

Titov, German 2000-02 LW - 13 137 22 25 47 97 -17

Signed as a free agent, July 1, 2000.

Todd, Kevin 1996-98 C - 12 92 13 28 41 56 -12

Claimed on waivers from Pittsburgh, Oct. 4, 1996. Became a free agent, July 1, 1998.

Traverse, Patrick 2000-01 D - 3 15 1 0 1 6 -6

STATISTICS OF FORMER DUCKS

Acquired from Ottawa in exchange for Joel Kwiatkowski, June 12, 2000. Traded to Boston with Andrei Nazarov in exchange for Samuel Pahlsson, Nov. 18, 2000.

Trebil, Dan 1996-99 D - 34 56 3 4 7 25 -5

Signed as a free agent, Mar. 23, 1996. Traded to Pittsburgh in exchange for a fifth-round selection in the 2000 Entry Draft, Mar. 14, 2000.

Trepanier, Pascal 1998-01 D - 27 139 8 12 20 175 -10

Acquired in the 1998 NHL Waiver Draft from Colorado. Became a free agent, July 1, 2001.

Trnka, Pavel 1997-03 D - 7 322 11 47 58 248 -13

Selected by Anaheim in the fifth round (106th overall) of the 1994 NHL Entry Draft. Traded to Florida with Matt Cullen and a fourth-round selection in the 2003 NHL Entry Draft in exchange for Sandis Ozolinsh and Lance Ward, Jan. 30, 2003.

Tverdovsky, Oleg 1994-96 & 1999-02 D - 10 324 45 125 170 142 -12

Selected by Anaheim in the first round (second overall) of the 1994 NHL Entry Draft. Traded to Winnipeg with Chad Kilger and a third-round selection in exchange for Teemu Selanne, Marc Chouinard and a fourth-round selection, Feb. 7, 1996. Re-acquired from Phoenix in exchange for Travis Green and a first-round selection in the 1999 NHL Entry Draft, June 26, 1999. Traded to New Jersey with Jeff Friesen and Maxim Balmochnykh in exchange for Petr Sykora, Mike Commodore, J.F. Dampousse and Igor Pohanka, July 6, 2002.

Tuzzolino, Tony 1997-98 RW - 36 1 0 0 0 2 -2

Selected by NY Islanders with Doug Houda and Travis Green in exchange for J.J. Daigneault, Mark Janssens and Joe Sacca, Feb. 6, 1998. Became a free agent, July 1, 2000.

Valk, Garry 1993-97 LW - 18 246 40 52 92 312 +10

Acquired in the 1993 NHL Waiver Draft from Vancouver. Traded to Pittsburgh in exchange for J.J. Daigneault, Feb. 21, 1997.

Van Allen, Shaun 1993-96 C - 22 174 24 63 87 137 +9

Signed as a free agent, July 22, 1993. Traded to Ottawa with Jason York in exchange for Ted Drury and Marc Moro, Oct. 1, 1996.

Valicevic, Rob 2002-03 RW - 38 10 1 0 1 2 +1

Signed as a free agent, July 24, 2002. Became a free agent, July 1, 2003.

Van Impe, Darren 1994-97 D - 48/29 110 6 25 31 112 +1

Acquired from NY Islanders in exchange for a ninth-round selection in the 1995 NHL Entry Draft, Sept. 2, 1994. Claimed on waivers by Boston, Nov. 26, 1997.

Visnevski, Vitaly 1999-06 D - 5 416 11 37 48 403 -11

Selected in the first round (fifth overall) of the 1998 NHL Entry Draft. Traded to Atlanta in exchange for Karl Stewart, a second-round selection in the 2007 NHL Entry Draft and a conditional selection, Aug. 17, 2006.

Visnovsky, Lubomir 2009-12 D - 17 165 29 79 108 75 +19

Acquired from Edmonton in exchange for Ryan Whitney and a sixth-round selection in the 2010 NHL Entry Draft, Mar. 3, 2010. Traded to NY Islanders in exchange for a second-round selection in the 2013 NHL Entry Draft, June 22, 2012.

Voros, Aaron 2010-11 LW - 34 12 0 0 0 43 -4

Acquired from NY Rangers with Ryan Hillier in exchange for Steve Eminger, July 9, 2010. Traded to Toronto for a conditional seventh-round selection in the 2011 NHL Entry Draft, Feb. 15, 2011.

Ward, Aaron 2009-10 D - 4 17 0 2 2 8 +2

Acquired from Carolina in exchange for Justin Pogge and a fourth-round selection in the 2010 or 2011 NHL Entry Draft, Mar. 3, 2010. Became a free agent, July 1, 2010.

Ward, Ed 1999-00 RW - 33 8 1 0 1 15 -2

Acquired from Atlanta in exchange for future considerations, Mar. 14, 2000. Traded to New Jersey for a seventh-round selection in the 2001 NHL Entry Draft, June 12, 2000.

Ward, Lance 2003-04 D - 4 75 0 5 5 137 -3

Acquired from Florida with Sandis Ozolinsh in exchange for Pavel Trnka, Matt Cullen and a fourth-round selection in the 2003 NHL Entry Draft, Jan. 30, 2003. Became a free agent, Aug. 1, 2005.

Weight, Doug 2007-08 C - 39 38 6 8 14 20 0

Acquired from St. Louis with Michel Birner and a seventh-round selection in the 2008 NHL Entry Draft in exchange for Andy McDonald, Dec. 14, 2007. Became a free agent, July 1, 2008.

Whitney, Ryan 2008-10 D - 19 82 4 34 38 60 -5

Acquired from Pittsburgh in exchange for Chris Kunitz and Eric Tangradi, Feb. 26, 2009. Traded to Edmonton along with a sixth-round selection in the 2010 NHL Entry Draft in exchange for **Lubomir Visnovsky, Mar. 3, 2010.**

Williams, David 1993-95 D - 4 77 7 17 24 68 +3

Acquired in the 1993 NHL Expansion Draft from San Jose. Became a free agent, July 1, 1995.

Winchester, Brad 2010-11 LW - 19 19 1 1 2 28 -9

Acquired from St. Louis in exchange for a third-round selection in the 2012 NHL Entry Draft, Feb. 28, 2011. Became a free agent July 1, 2011.

Wisniewski, James 2008-10 D - 34 86 4 37 41 72 -2

Acquired from Chicago along with Petri Kontola in exchange for Samuel Pahlsson, Logan Stephenson and a conditional third-round selection in the 2011 NHL Entry Draft, Mar. 4, 2009. Traded to NY Islanders for a conditional third-round selection in the 2011 NHL Entry Draft, July 30, 2010.

Wren, Bob 1997-01 C - 50/37 4 0 0 0 0 -1

Signed as a free agent Oct. 23, 1996. Became a free agent, July 1, 2001

Wright, Tyler 2005-06 C - 28 25 2 2 4 31 +2

STATISTICS OF FORMER DUCKS



Acquired from Columbus with Francois Beauchemin in exchange for Sergei Fedorov and a fifth-round selection in the 2006 NHL Entry Draft, Nov. 15, 2005. Bought out of contract in June 2006.

Player	Seasons	Pos.	No.	GP	Min	GA	GAA	Record	SV%
Yake, Terry	1993-94	C	25	82	21	31	52	44	+2

Acquired in the 1993 NHL Expansion Draft from Hartford. Traded to Toronto in exchange for David Sacco, Sept. 28, 1994.

York Jason	1995-96 & 2001-02	D	3/33	168	8	49	57	160	-14
-------------------	------------------------------	----------	-------------	------------	----------	-----------	-----------	------------	------------

Acquired from Detroit with Mike Sillinger in exchange for Stu Grimson and Mark Ferner, Apr. 4, 1995. Traded to Ottawa with Shaun Van Allen in exchange for Ted Drury and Marc Moro, Oct. 1, 1996. Signed as a free agent July 3, 2001. Traded to Nashville in exchange for future considerations, Oct. 23, 2002.

Young, Scott	1997-98	RW	48	73	13	20	33	22	-13
---------------------	----------------	-----------	-----------	-----------	-----------	-----------	-----------	-----------	------------

Acquired from Colorado in exchange for a third-round selection in the 1998 NHL Entry Draft, Sept. 17, 1997. Became a free agent, July 1, 1998.

GOALTENDERS

Player	Seasons	Pos.	No.	GP	Min	GA	GAA	Record	SV%
Askey, Tom	1997-99	G	35	7	273	12	2.64	0-1-2	.894

Selected by Anaheim in the eighth round (186th overall) of the 1993 NHL Entry Draft. Became a free agent on July 1, 2000.

Bryzgalov, Ilya	2001-07	G	30	69	3623	150	2.48	26-23-8	.909
------------------------	----------------	----------	-----------	-----------	-------------	------------	-------------	----------------	-------------

Selected by Anaheim in the second round (44th overall) of the 2000 NHL Entry Draft. Placed on waivers on Nov. 16, 2007.

Caron, Sebastien	2006-07	G	29	2	88	2	1.36	1-0-0	.935
-------------------------	----------------	----------	-----------	----------	-----------	----------	-------------	--------------	-------------

Acquired from Chicago with Matt Keith and Chris Durno in exchange for Bruno St. Jacques and Pierre Parenteau, Dec. 28, 2006. Became a free agent, July 1, 2007.

Deslauriers, Jeff	2011-12	G	43	4	241	11	2.74	3-1-0	.903
--------------------------	----------------	----------	-----------	----------	------------	-----------	-------------	--------------	-------------

Signed as a free agent, July 9, 2011. Traded to Minnesota for future considerations, Apr. 3, 2013.

Ellis, Dan	2010-12	G	38	23	1148	48	2.51	9-8-0	.915
-------------------	----------------	----------	-----------	-----------	-------------	-----------	-------------	--------------	-------------

Acquired from Tampa Bay in exchange for Curtis McElhinney, Feb. 24, 2011. Became a free agent, July 1, 2012.

Emery, Ray	2010-11	G	29	10	527	20	2.28	7-2-0	.926
-------------------	----------------	----------	-----------	-----------	------------	-----------	-------------	--------------	-------------

Signed as a free agent, Feb. 7, 2011. Became a free agent, July 1, 2011.

Gerber, Martin	2002-04	G	29	54	2901	103	2.13	17-23-7	.923
-----------------------	----------------	----------	-----------	-----------	-------------	------------	-------------	----------------	-------------

Selected by Anaheim in the eighth round (232nd overall) of the 2001 NHL Entry Draft. Traded to Carolina in exchange for Tomas Malec and a third-round selection, June 18, 2004.

Giguere, Jean-Sebastien	2000-10	G	35	447	25646	1057	2.47	206-163-59	.914
--------------------------------	----------------	----------	-----------	------------	--------------	-------------	-------------	-------------------	-------------

Acquired from Calgary in exchange for a second-round selection in the 2000 NHL Entry Draft, June 10, 2000. Traded to Toronto in exchange for Jason Blake and Vesa Toskala, Jan. 31, 2010.

Hebert, Guy	1993-01	G	31	441	25206	1155	2.75	173-202-53	.911
--------------------	----------------	----------	-----------	------------	--------------	-------------	-------------	-------------------	-------------

Acquired in the 1993 NHL Expansion Draft from St. Louis. Placed on waivers, Mar. 5, 2001.

McElhinney, Curtis	2009-11	G	31	31	1517	81	3.20	11-10-3	.899
---------------------------	----------------	----------	-----------	-----------	-------------	-----------	-------------	----------------	-------------

Acquired from Calgary in exchange for Vesa Toskala, Mar. 3, 2010. Traded to Tampa Bay in exchange for Dan Ellis, Feb. 24, 2011.

Naumenko, Gregg	2000-02	G	1	2	70	7	6.00	0-1-0	.759
------------------------	----------------	----------	----------	----------	-----------	----------	-------------	--------------	-------------

Signed as a free agent, Mar. 31, 1999. Became a free agent, July 1, 2002.

O'Neill, Mike	1996-97	G	1	1	31	3	5.81	0-0-0	.700
----------------------	----------------	----------	----------	----------	-----------	----------	-------------	--------------	-------------

Signed as a free agent, July 28, 1995. Became a free agent, July 1, 1997.

Pielmeier, Timo	2010-11	G	30	1	40	5	7.50	0-0-0	.583
------------------------	----------------	----------	-----------	----------	-----------	----------	-------------	--------------	-------------

Acquired from San Jose with Nick Bonino and a conditional draft selection in the 2009 NHL Entry Draft in exchange for Travis Moen and Kent Huskins, March 4, 2009. Traded to New Jersey with Kurtis Foster in exchange for Rod Pelly, Mark Fraser and a seventh-round selection in the 2012 NHL Entry Draft, Dec. 12, 2011.

Roussel, Dominic	1998-01	G	30	51	2525	120	2.85	12-15-9	.901
-------------------------	----------------	----------	-----------	-----------	-------------	------------	-------------	----------------	-------------

Acquired from Nashville in exchange for Chris Mason and Marc Moro, Oct. 5, 1998. Placed on waivers, Jan. 7, 2001.

Shields, Steve	2001-02	G	31	33	1777	79	2.67	9-20-2	.907
-----------------------	----------------	----------	-----------	-----------	-------------	-----------	-------------	---------------	-------------

Acquired from San Jose with Jeff Friesen and future considerations for Teemu Selanne, Mar. 5, 2001. Traded to Boston in exchange for a third-round selection in the 2003 NHL Entry Draft, June 25, 2002.

Shtalenkov, Mikhail	1993-98	G	35	122	6119	320	3.14	34-53-11	.897
----------------------------	----------------	----------	-----------	------------	-------------	------------	-------------	-----------------	-------------

Selected by Anaheim in the fifth round (108th overall) of the 1993 NHL Entry Draft. Selected by Nashville in the 1998 NHL Expansion Draft.

Tarkki, Iiro	2011-12	G	31	1	41	3	4.39	1-0-0	.700
---------------------	----------------	----------	-----------	----------	-----------	----------	-------------	--------------	-------------

Signed as a free agent, May 6, 2011. Became a free agent June 25, 2012.

Tugnutt, Ron	1993-94	G	1	28	1520	76	3.00	10-15-1	.908
---------------------	----------------	----------	----------	-----------	-------------	-----------	-------------	----------------	-------------

Acquired in the 1993 NHL Expansion Draft from Edmonton. Traded to Montreal in exchange for Stephan Lebeau, Feb. 20, 1994.

Wall, Michael	2006-07	G	31	4	202	10	2.97	2-2-0	.877
----------------------	----------------	----------	-----------	----------	------------	-----------	-------------	--------------	-------------

Signed as a free agent, Sept. 29, 2005. Traded to Colorado in exchange for Brad May, Feb. 7, 2007.

DUCKS ALL-TIME DRAFT PICKS



2013 first-round draft pick Shea Theodore

ENTRY DRAFTS

2013 NHL ENTRY DRAFT (NEWARK, NEW JERSEY)

Round	Overall	Selection	Pos.	Club
1	26	Shea Theodore	D	Seattle (WHL)
2	45	Nick Sorensen	RW	Quebec (QMJHL)
3	87	Keaton Thompson	D	U.S. National U-18 (USDP)
5	147	Grant Besse	RW	Benilde-St. Margaret's (High-MN)
6	177	Miro Aaltonen	C	Espoo (Finland)

2012 NHL ENTRY DRAFT (PITTSBURGH, PENNSYLVANIA)

Round	Overall	Selection	Pos.	Club
1	6	Hampus Lindholm	D	Rogle Jr. (Sweden)
2	36	Nicolas Kerdiles	LW	U.S. National U-18 (USDP)
3	87	Frederik Andersen	G	Frolunda (Sweden)
4	97	Kevin Roy	C	Lincoln (USHL)
4	108	Andrew O'Brien	D	Chicoutimi (QMJHL)
5	127	Brian Cooper	D	Fargo (USHL)
7	187	Kenton Helgesen	D	Calgary (WHL)
7	210	Jaycob Megna	D	Nebraska-Omaha (WCHA)

2011 NHL ENTRY DRAFT (ST. PAUL, MINNESOTA)

Round	Overall	Selection	Pos.	Club
1	30	Rickard Rakell	RW	Plymouth (OHL)
2	39	John Gibson	G	U.S. National U-18 (USDP)
2	53	William Karlsson	C	Vasteras Jr. (Sweden)
3	65	Joseph Cramarossa	C	Mississauga (OHL)
3	83	Andy Welinski	D	Green Bay (USHL)
5	143	Max Friberg	RW	Skovde (Sweden-1)
6	160	Josh Manson	D	Salmon Arm (BCHL)

DUCKS ALL-TIME DRAFT PICKS



2010 NHL ENTRY DRAFT (LOS ANGELES, CALIFORNIA)

Round	Overall	Selection	Pos.	Club
1	12	Cam Fowler	D	Windsor (OHL)
1	29	Emerson Etem	RW	Medicine Hat (WHL)
2	42	Devante Smith-Pelly	RW	Mississauga (OHL)
5	122	Chris Wagner	C	South Shore (EJHL)
5	132	Tim Heed	D	Sodertalje (Sweden)
6	161	Andreas Dahlstrom	C	Stockholm AIK (Sweden-2)
6	177	Kevin Lind	D	Chicago (USHL)
7	192	Brett Perlini	C	Michigan State (CCHA)

2009 NHL ENTRY DRAFT (MONTREAL, QUEBEC)

Round	Overall	Selection	Pos.	Club
1	15	Peter Holland	C	Guelph (OHL)
1	26	Kyle Palmieri	C	U.S. National U-18 (USDP)
2	37	Mat Clark	D	Brampton (OHL)
3	76	Igor Bobkov	G	Magnitogorsk 2 (Russia-3)
4	106	Sami Vatanen	D	Jyvaskyla Jr. (Finland-Jr.)
5	136	Radoslav Illo	RW	Tri-City (USHL)
6	166	Scott Valentine	D	Oshawa (OHL)

2008 NHL ENTRY DRAFT (OTTAWA, ONTARIO)

Round	Overall	Selection	Pos.	Club
1	17	Jake Gardiner	D	Minnetonka (MSHL)
2	35	Nicolas Deschamps	C	Chicoutimi (QMJHL)
2	39	Eric O'Dell	C	Sudbury (OHL)
2	43	Justin Schultz	D	Westside (BCHL)
3	71	Josh Brittain	LW	Kingston (OHL)
3	83	Marco Cousineau	G	Baie-Comeau (QMJHL)
3	85	Brandon McMillan	C	Kelowna (WHL)
4	113	Ryan Hegarty	C	U.S. National U-18 (USDP)
5	143	Stefan Warg	D	Vasteras Jr. (Sweden)
7	208	Nick Pryor	D	U.S. National U-18 (USDP)

2007 NHL ENTRY DRAFT (COLUMBUS, OHIO)

Round	Overall	Selection	Pos.	Club
1	19	Logan MacMillan	C	Halifax (QMJHL)
2	42	Eric Tangradi	C	Belleville (OHL)
3	63	Maxime Maceneauer	C	Rouyn-Noranda (QMJHL)
4	92	Justin Vaive	LW	U.S. Nat'l U-18 (USA)
4	93	Steven Kampfer	D	University of Michigan (CCHA)
4	98	Sebastien Stefaniszin	G	Eisbaren Berlin (Germany)
4	121	Mattias Modig	G	Lulea HF (Sweden)
5	151	Brett Morrison	C	Prince Edward Island (QMJHL)

2006 NHL ENTRY DRAFT (VANCOUVER, BRITISH COLUMBIA)

Round	Overall	Selection	Pos.	Club
1	19	Mark Mitera	D	University of Michigan (CCHA)
2	38	Bryce Swan	C	Halifax (QMJHL)
3	83	John de Gray	D	Brampton (OHL)
4	112	Matt Beleskey	LW	Belleville (OHL)
6	172	Petteri Wirtanen	C	HPK (Finland)

2005 NHL ENTRY DRAFT (OTTAWA, ONTARIO)

Round	Overall	Selection	Pos.	Club
1	2	Bobby Ryan	LW	Owen Sound (OHL)
2	31	Brendan Mikkelsen	D	Portland (WHL)

DUCKS ALL-TIME DRAFT PICKS

3	63	Jason Bailey	RW	U.S. National U-18 (USDP)
5	127	Bobby Bolt	LW	Kingston (OHL)
5	141	Brian Salcido	D	Colorado College (WCHA)
7	197	Jean-Philippe Levasseur	G	Rouyn Noranda (QMJHL)

2004 NHL ENTRY DRAFT (RALEIGH, NORTH CAROLINA)

Round	Overall	Player	Pos.	Club
1	9	Ladislav Smid	D	HC Liberec (Czech)
2	39	Jordan Smith	D	Sault-Ste. Marie (OHL)
3	74	Kyle Klubertanz	D	Green Bay (USHL)
3	75	Tim Brent	C	Toronto St. Mike's (OHL)
6	172	Matt Auffrey	RW	U.S. National U-18 (USDP)
7	203	Gabriel Bouhillet	G	Gatineau (QMJHL)
8	236	Matt Christie	C	Miami University (CCHA)
9	269	Janne Pesonen	F	Karpat Oulu (Finland)

2003 NHL ENTRY DRAFT (NASHVILLE, TENNESSEE)

Round	Overall	Player	Pos.	Club
1	19	Ryan Getzlaf	C	Calgary (WHL)
1	28	Corey Perry	RW	London (OHL)
3	86	Shane Hynes	RW	Cornell (ECAC)
3	90	Juha Alen	D	Northern Michigan (CCHA)
4	119	Nathan Saunders	D	Moncton (QMJHL)
6	186	Drew Miller	LW	River City (USHL)
7	218	Dirk Southern	C	Northern Michigan (NCAA)
8	250	Shane O'Brien	D	Toronto St. Mike's (OHL)
9	280	Ville Mäntymä	D	Tappara Tampere (Finland)

2002 NHL ENTRY DRAFT (TORONTO, ONTARIO)

Round	Overall	Player	Pos.	Club
1	7	Joffrey Lupul	C/RW	Medicine Hat (WHL)
2	37	Tim Brent	C	Toronto-St. Mike's (OHL)
3	71	Brian Lee	D	Erie (OHL)
4	103	Joonas Vihko	C/W	HIFK Helsinki (Finland)
5	140	George Davis	RW	Cape Breton (QMJHL)
6	173	Luke Fritshaw	D	Prince Albert (WHL)
9	261	Francois Caron	D	Moncton (QMJHL)
9	267	Chris Petrow	D	Oshawa (OHL)

2001 NHL ENTRY DRAFT (SUNRISE, FLORIDA)

Round	Overall	Player	Pos.	Club
1	5	Stanislav Chistov	LW	Omsk (Russia)
2	35	Mark Popovic	D	Toronto (OHL)
3	66	Joel Stepp	C	Red Deer (WHL)
4	102	Timo Parssinen	LW	HPK (Finland)
4	105	Vladimir Korusnov	D	Spartak (Russia)
4	118	Brandon Rodgers	D	Hotchkiss (H.S.)
5	137	Joel Perreault	C/LW	Baie-Comeau (QMJHL)
6	170	Jan Tabacek	D	HC Martin (Slovakia)
7	224	Tony Martensson	C	Brynäs (Sweden)
8	232	Martin Gerber	G	Langnau (Switzerland)
9	264	Pierre Parenteau	C	Chicoutimi (QMJHL)

2000 NHL ENTRY DRAFT (CALGARY, ALBERTA)

Round	Overall	Player	Pos.	Club
1	12	Alexei Smirnov	LW/RW	Dynamo (Russia)
2	44	Ilya Bryzgalov	G	Lada Togliatti (Russia)

DUCKS ALL-TIME DRAFT PICKS



4	98	Jonas Ronnqvist	RW	Lulea HF (Sweden)
5	134	Peter Podhradsky	D	HC Slovan (Slovakia)
5	153	Bill Cass	D	Boston College (Hockey East)

1999 NHL ENTRY DRAFT (BOSTON, MASSACHUSETTS)

Round	Overall	Player	Pos.	Club
2	44	Jordan Leopold	D	Univ. of Minn. (WCHA)
3	83	Niclas Havelid	D	Malmo (Sweden)
4	105	Alexandr Chagodayev	C	HC Moscow (Russia)
5	141	Maxim Rybin	LW	Spartak (Russia)
6	173	Jan Sandstrom	D	AIK Solna (Sweden)
8	230	Petr Tenkrat	RW	HC Velvana (Czech. Rep.)
9	258	Brian Gornick	C	USAFA (NCAA)

1998 NHL ENTRY DRAFT (BUFFALO, NEW YORK)

Round	Overall	Player	Pos.	Club
1	5	Vitaly Vishnevski	D	Yaroslavl 2 (Russia)
2	32	Stephen Peat	D	Red Deer (WHL)
4	112	Viktor Wallin	D	HV-71 (Sweden)
6	150	Trent Hunter	RW	Prince George (WHL)
7	178	Jesse Fibiger	D	Minn.-Duluth (WCHA)
8	205	David Bernier	RW	Quebec (QMJHL)
9	233	Pelle Prestberg	LW	Farjestad (Sweden)
9	245	Andreas Andersson	G	HV-71 (Sweden)

1997 NHL ENTRY DRAFT (PITTSBURGH, PENNSYLVANIA)

Round	Overall	Player	Pos.	Club
1	18	Michael Holmqvist	C	Djurgarden (Sweden)
2	45	Maxim Balmochnykh	LW	Lada Togliatti (Russia)
3	72	Jay Legault	LW	London (OHL)
5	125	Luc Vaillancourt	G	Beauport (QMJHL)
7	178	Tony Mahagen	LW	Seattle (WHL)
7	181	Mat Sniesrud	D	North Iowa (Jr. A)
8	209	Rene Stussi	C	Thurgau (Europe)
9	235	Tommi Degerman	C	Boston University (Hockey East)

1996 NHL ENTRY DRAFT (ST. LOUIS, MISSOURI)

Round	Overall	Player	Pos.	Club
1	9	Ruslan Salei	D	Las Vegas (IHL)
2	35	Matt Cullen	C	St. Cloud State (WCHA)
5	113	Brendan Buckley	D	Boston College (H.E.)
6	149	Blaine Russell	G	Prince Albert (WHL)
7	165	Timo Ahmaoja	D	Jyppyt (Finland)
8	198	Kevin Kellett	D	Prince Albert (WHL)
9	224	Tobias Johansson	W	Malmo (Sweden Jr.)

1995 NHL ENTRY DRAFT (EDMONTON, ALBERTA)

Round	Overall	Player	Pos.	Club
1	4	Chad Kilger	C	Kingston (OHL)
2	29	Brian Wenberg	RW	Guelph (OHL)
3	55	Mike Leclerc	LW	Brandon (WHL)
5	107	Igor Nikulin	RW	Cherepovets (CIS)
6	133	Peter Leboutillier	RW	Red Deer (WHL)
7	159	Mike LaPlante	D	Calgary (Tier II)
8	185	Igor Karpenko	G	Sokol (MHL)

DUCKS ALL-TIME DRAFT PICKS

1994 NHL ENTRY DRAFT (HARTFORD, CONNECTICUT)

Round	Overall	Player	Pos.	Club
1	2	Oleg Tverdovsky	D	Krylja (CIS)
2	28	Johan Davidsson	C/W	HV-71 Jonkoping (Sweden)
3	67	Craig Reichert	RW	Red Deer (WHL)
4	80	Byron Briske	D	Red Deer (WHL)
5	106	Pavel Trnka	D	Skoda Plzen (Czech)
6	132	Jon Battaglia	LW	Caledon (Jr. A)
7	158	Rocky Welsing	D	Wisconsin (USHL)
8	184	Brad Englehart	C	Kimball Union (H.S.)
10	236	Tommi Miettinen	C/W	Kalpa (Finland)
11	262	Jeremy Stevenson	LW	S. Ste. Marie (OHL)

1993 NHL ENTRY DRAFT (QUEBEC CITY, QUEBEC)

Round	Overall	Player	Pos.	Club
1	4	Paul Kariya	LW	Maine (Hockey East)
2	30	Nikolai Tsulygin	D	Salavat Yulayev (CIS)
3	56	Valeri Karpov	RW	Traktor (CIS)
4	82	Joel Gagnon	G	Oshawa (OHL)
5	108	Mikhail Shtalenkov	G	Milwaukee (IHL)
6	134	Antti Aalto	C	TPS Turku (Finland)
7	160	Matt Peterson	D	Osseo (H.S.)
8	186	Tom Askey	G	Ohio State (CCHA)
9	212	Vitali Kozel	C	Dynamo (CIS)
10	238	Anatoli Fedotov	D	Moncton (AHL)
11	264	David Penney	LW	Worcester Acad. (H.S.)

SUPPLEMENTAL DRAFTS

1994 NHL SUPPLEMENTAL DRAFT (HARTFORD, CONNECTICUT)

Round	Overall	Player	Pos.	Club
1	2	Steve Rucchin	C	W. Ontario (OUAA)

1993 NHL SUPPLEMENTAL DRAFT (QUEBEC CITY, QUEBEC)

Round	Overall	Player	Pos.	Club
1	5	Pat Thompson	D	Brown U. (ECAC)

1993 NHL EXPANSION DRAFT (QUEBEC CITY, QUEBEC)

Goalenders

Pick/Player	NHL Club
2 Guy Hebert	St. Louis
3 Glenn Healy	N.Y. Islanders
6 Ron Tugnutt	Edmonton

Defensemen

Pick/Player	NHL Club
2 Alexei Kasatonov	New Jersey
3 Sean Hill	Montreal
5 Bill Houlder	Buffalo
8 Bobby Dallas	Detroit
10 Randy Ladouceur	Hartford
11 David Williams	San Jose
13 Dennis Vial	Tampa Bay
16 Mark Ferner	Ottawa

Forwards

Pick/Player	NHL Club
1 Steven King	N.Y. Rangers
4 Tim Sweeney	Boston
6 Troy Loney	Pittsburgh
7 Stu Grimson	Chicago
9 Terry Yake	Hartford
12 Jarrod Skalde	New Jersey
14 Bob Corkum	Buffalo
15 Anatoli Semenov	Vancouver
17 Joe Sacco	Toronto
20 Lonnie Loach	Los Angeles
22 Jim Thomson	Los Angeles
23 Trevor Halverson	Washington
25 Robin Bawa	San Jose



RECORDS

RECORDS

ANAHEIM DUCKS INDIVIDUAL RECORDS

MOST GOALS

Career	448	Teemu Selanne, 1995-96 through 2000-01, 2005-06 through 2012-13
Season	52	Teemu Selanne, 1997-98 (right wing position)
by a Left Wing	50	Paul Kariya, 1995-96
by a Center	34	Andy McDonald, 2005-06
by a Defenseman	18	Lubomir Visnovsky, 2010-11
Game	3	41 times, most: Teemu Selanne (13 times)
by a Right Wing	3	Teemu Selanne (13 times); Marty McInnis, Oct. 23, 2000 vs. LA; Jonathan Hedstrom, Jan. 9, 2006 vs. LA; Bobby Ryan (3 times); Corey Perry (5 times)
by a Left Wing	3	Paul Kariya (10 times); Andrew Cogliano (twice); Garry Valk, Mar. 22, 1996 @ STL; Vaclav Prospal, Jan. 23, 2004 vs. MIN; Chris Kunitz, Nov. 19, 2006 vs. PHX; Kyle Palmieri, Feb. 27, 2013 vs. NSH
by a Center	3	Terry Yake, Oct. 19, 1993 @ NYR; Saku Koivu, Jan. 10, 2012 vs. DAL; Nick Bonino, Feb. 2, 2013 vs. LA
by a Defenseman	3	Lubomir Visnovsky, Mar. 4, 2011 vs. DAL
Period	3	Teemu Selanne, two times: Nov. 10, 1997 vs. SJ (first) & Feb. 1, 2001 @ PHX (third); Vaclav Prospal, Jan. 23, 2004 vs. MIN (third); Andrew Cogliano, Jan. 31 @ PHX (second)

MOST ASSISTS

Career	513	Teemu Selanne, 1995-96 through 2000-01, 2005-06 through 2012-13
Season	66	Ryan Getzlaf, 2008-09 (center position)
by a Right Wing	60	Teemu Selanne, 1998-99
by a Left Wing	62	Paul Kariya, 1998-99
by a Defenseman	54	Scott Niedermayer, 2006-07
Game	5	Three times: Dmitri Mironov, Dec. 12, 1997 vs. WSH; Teemu Selanne, Nov. 19, 2006 vs. PHX; Ryan Getzlaf, Oct. 29, 2008 vs. DET
by a Right Wing	5	Teemu Selanne, Nov. 19, 2006 vs. PHX
by a Left Wing	4	Three times: Paul Kariya, Dec. 16, 1998 vs. NSH & Feb. 16, 2000 vs. CGY; Jason Blake, Mar. 31, 2010 @ COL
by a Center	5	Ryan Getzlaf, Oct. 29, 2008 vs. DET
by a Defenseman	5	Dmitri Mironov, Dec. 12, 1997 vs. WSH
Period	4	Paul Kariya, Dec. 16, 1998 vs. NSH (second)

MOST POINTS

Career	961	Teemu Selanne, 1995-96 through 2000-01, 2005-06 through 2012-13 (448+513=961)
Season	109	Teemu Selanne, 1996-97 (51-58=109; right wing position)
by a Left Wing	108	Paul Kariya, 1995-96 (50-58=108)
by a Center	91	Ryan Getzlaf, 2008-09 (25-66=91)
by a Defenseman	69	Scott Niedermayer, 2006-07 (15-54=69)
Game	5	14 times, last: Teemu Selanne, Mar. 28, 2011 vs. COL (3-2=5)
by a Right Wing	5	Eight times: Teemu Selanne (6 times), last: Mar. 28, 2011 vs. COL (3-2=5); Corey Perry (2 times), last: Dec. 12, 2010 vs. MIN (3-2=5)
by a Left Wing	5	Five times, last: Jason Blake, Mar. 31, 2010 at COL (1-4=5)
by a Center	5	Paul Kariya (4 times), last, Dec. 8, 2002 vs. STL (2-3=5)
by a Defenseman	5	Ryan Getzlaf, Oct. 29, 2008 vs. DET (0-5=5)
Period	4	Dmitri Mironov, Dec. 12, 1997 vs. WSH (0-5=5)
		Four times, last: Vaclav Prospal, Jan. 23, 2004 vs. MIN (3-1=4; third)

MOST POWER PLAY GOALS

Career	178	Teemu Selanne, 1995-96 through 2000-01, 2005-06 through 2012-13
Season	25	Teemu Selanne (two times), 1998-99 and 2006-07
Game	3	Twice: Paul Kariya, Mar. 29, 2001 @ SJ; Teemu Selanne, Oct. 29, 2008 vs. DET
Period	2	18 times, last Teemu Selanne, Mar. 24, 2011 @ NSH (third period)

MOST POWER PLAY ASSISTS

Career	224	Teemu Selanne, 1995-96 through 2000-01, 2005-06 through 2012-13
--------	-----	---

Season 33 Fredrik Olausson, 1998-99

MOST POWER PLAY POINTS

Career 402 Teemu Selanne, 1994-95 through 2000-01, 2005-06 through 2012-13 (178-224=402)
 Season 54 Teemu Selanne, 1998-99 (25-29=54)

MOST SHORTHANDED GOALS

Career 16 Paul Kariya, 1994-95 through 2002-03
 Season 4 Corey Perry, 2010-11
 Game 1 118 times, last: Andrew Coglian, Apr. 25, 2013 vs. VAN
 Period 1 118 times, last: Andrew Coglian, Apr. 25, 2013 vs. VAN (third)

MOST SHORTHANDED ASSISTS

Career 9 Steve Rucchin, 1994-95 through 2003-04
 Season 4 Twice: Steve Rucchin, 1997-98; Scott Niedermayer, 2008-09

MOST SHORTHANDED POINTS

Career 21 Paul Kariya (16-5=21), 1994-95 through 2002-03
 Season 6 Paul Kariya, 1995-96 (3-3=6)

MOST SHOTS

Career 2,853 Teemu Selanne, 1995-96 through 2000-01, 2005-06 through 2012-13
 Season 429 Paul Kariya, 1998-99
 Game 12 Three times, all by Paul Kariya, last: Mar. 10, 1999 vs. VAN
 Period 9 Paul Kariya, Nov. 8, 1998 vs. DET (first)

MOST PENALTY MINUTES

Career 812 George Parros, 2006-2007 through 2011-12
 Season 285 Todd Ewen, 1995-96
 Game 37 Todd Ewen, Feb. 25, 1996 vs. SJ (6 penalties)
 Period 30 Two times, last: Peter LeBoutillier, Mar. 13, 1998 @ DAL (3 penalties; third)

MOST GAMES PLAYED

Career 902 Teemu Selanne, 1995-96 through 2000-01, 2005-06 through 2012-13
 Season 84 Joe Sacco, 1993-94 (the NHL changed from 84 to an 82-game season in 1995-96)

HIGHEST PLUS/MINUS (+/-)

Career +112 Teemu Selanne, 1995-96 through 2000-01, 2005-06 through 2012-13
 Season +36 Paul Kariya, 1996-97
 Game +5 Several, last: Lubomir Visnovsky, Mar. 9, 2011 vs. NYR

HIGHEST SHOOTING PERCENTAGE

Career (min. 50 goals) 15.7 Teemu Selanne, 1995-96 through 2000-01, 2005-06 through 2012-13
 Season (min. 10 goals) 20.6 German Titov, 2001-02
 Game 100.0 Several times

MOST GAME-WINNING GOALS

Career 74 Teemu Selanne, 1995-96 through 2000-01, 2005-06 through 2012-13
 Season 11 Corey Perry, 2010-11
 Month 4 Corey Perry, March 2011

MOST GAME-TYING GOALS

Career 9 Teemu Selanne, 1995-96 through 2000-01
 Season 3 Teemu Selanne, 1997-98

MOST OVERTIME GOALS

Career 6 Teemu Selanne, 1995-96 through 2000-01, 2005-06 through 2012-13
 Season 3 Paul Kariya, 1995-96

RECORDS

LONGEST SCORING STREAKS

Point Streak	19 games	Corey Perry, Oct. 21-Dec. 1, 2009 (10-16=26)
Goal Streak	11 games	Teemu Selanne, Oct. 21-Nov. 10, 1997 (17-2=19)
Assist Streak	10 games	Twice: Corey Perry, Nov. 13-Dec. 1, 2009 (2-11=13) Ryan Getzlaf, Oct. 24-Nov. 14, 2009 (1-17=18)
Multi-Point Game Streak	6 games	Paul Kariya, Mar. 9-21, 1995 (6-6=12)
Multi-Goal Game Streak	3 games	Paul Kariya, Mar. 4-9, 2001 (6-1=7)

LONGEST HOME/ROAD SCORING STREAKS

Home Point Streak	17 games	Paul Kariya, Nov. 6, 1999-Jan. 13, 2000 (8-23=31)
Road Point Streak	14 games	Andy McDonald, Jan. 6-Mar. 17, 2006 (7-14=21)
Home Goal Streak	8 games	Paul Kariya, Jan. 10-Feb. 23, 1997 (11-8=19)
Road Goal Streak	8 games	Teemu Selanne, Oct. 21-Nov. 8, 1997 (11-2=13)

DUCKS GOALTENDER RECORDS

MOST GAMES PLAYED

Career	447	Jean-Sebastien Giguere, 2000-01 through 2009-10
Season	73	Jonas Hiller, 2011-12

MOST MINUTES PLAYED

Career	25,646	Jean-Sebastien Giguere, 2000-01 through 2009-10
Season	4,253	Jonas Hiller, 2011-12
Game	65	Many times

MOST STARTS

Career	424	Guy Hebert, 1993-94 through 2000-01
Season	73	Jonas Hiller, 2011-12

MOST WINS

Career	206	Jean-Sebastien Giguere, 2000-01 through 2009-10
Season	36	Jean-Sebastien Giguere, 2006-07

MOST LOSSES

Career	202	Guy Hebert, 1993-94 through 2000-01
Season	31	Two times: Guy Hebert, 1999-00; Jean-Sebastien Giguere, 2003-04

MOST TIES

Career	52	Guy Hebert, 1993-94 through 2000-01
Season	12	Guy Hebert, 1996-97

MOST SHUTOUTS

Career	32	Jean-Sebastien Giguere, 2000-01 through 2009-10
Season	8	Jean-Sebastien Giguere, 2002-03

MOST SAVES

Career	11,813	Guy Hebert, 1993-94 through 2000-01
Season	1,961	Guy Hebert, 1995-96
Game	51	Three times: Mikhail Shtalenkov, Mar. 22, 1998 @ OTT (51-of-53); Jean-Sebastien Giguere, Mar. 21, 2004 vs. DET (51-of-57); Jonas Hiller, Dec. 19, 2008 @ EDM (51-of-53)
Periods	24	Jonas Hiller, Oct. 8, 2010 @ DET (third period, 24-of-24)
Overtime	10	Guy Hebert, Feb. 3, 2000 @ PHI (10-of-10)

MOST SHOTS FACED

Career	12,968	Guy Hebert, 1993-94 through 2000-01
Season	2,133	Guy Hebert, 1996-97
Game	57	Jean-Sebastien Giguere, Mar. 21, 2004 vs. DET (51-of-57)
Periods	24	Twice: Guy Hebert, Feb. 3, 1995 vs. DET (22-of-24) Jonas Hiller, Oct. 8, 2010 @ DET (24-of-24)
Overtime	10	Guy Hebert, Feb. 3, 2000 @ PHI (10-of-10)

MOST GOALS ALLOWED

Career	1,155	Guy Hebert, 1993-94 through 2000-01
Season	182	Jonas Hiller, 2011-12
Game	7	Three times, all by Guy Hebert, last: Apr. 10, 1996 @ COL
Periods	5	Five times, last: J.S. Giguere, Nov. 15, 2006 vs. PHI (first)

FEWEST GOALS ALLOWED

Season (minimum 25 GP)	52	Viktor Fasth, 2012-13 (25 games)
Game	0	93 times (32 by J.S. Giguere; 27 by G. Hebert; 16 by J. Hiller; 4 by Viktor Fasth; 3 by M. Shtalenkov; 3 by M. Gerber; 2 by I. Bryzgalov; 2 by D. Rousselet; 2 by C. McElhinney, 1 by R. Tugnutt); *J.S. Giguere and Steve Shields combined for a shutout on Dec. 8, 2001 vs. CGY*

LOWEST GOALS-AGAINST AVERAGE

Career (minimum 100 GP)	2.47	Jean-Sebastien Giguere, 2000-01 through 2009-10
Season (minimum 25 GP)	2.12	Jean-Sebastien Giguere, 2007-08

HIGHEST GOALS-AGAINST AVERAGE

Career (minimum 100 GP)	3.14	Mikhail Shtalenkov, 1993-94 through 1997-98
Season (minimum 25 GP)	3.22	Mikhail Shtalenkov, 1997-98

HIGHEST SAVE PERCENTAGE

Career (minimum 100 GP)	.917	Jonas Hiller, 2007-08 through 2012-13
Season (minimum 25 GP)	.924	Jonas Hiller, 2010-11 (49 games)

MOST PENALTY MINUTES

Career	78	Jean-Sebastien Giguere, 2000-01 through 2009-10
Season	28	Jean-Sebastien Giguere, 2001-02
Game	16	Jean-Sebastien Giguere, Jan. 25, 2006 vs. EDM

MOST ASSISTS

Career	5	Guy Hebert, 1993-94 through 1999-00
Season	2	Seven times: Mikhail Shtalenkov, 1995-96; Guy Hebert, 1999-00; J.S. Giguere, 2000-01, 2003-04, 2006-07; Ilya Bryzgalov, 2005-06; Jonas Hiller, 2009-10
Game	2	Ilya Bryzgalov, Feb. 18, 2006 vs. SJ

GOALTENDING STREAKS

Most consecutive games played	32	Jonas Hiller, Jan. 12-Mar. 18, 2012 (17-10-5)
Most consecutive starts	32	Jonas Hiller, Jan. 12-Mar. 18, 2012 (17-10-5)
Most consecutive shutouts	3	Jean-Sebastien Giguere, Dec. 8, 2002 vs. NSH, Dec. 11, 2002 vs. WSH, Dec. 15, 2002 vs. PIT
Longest winning streak	8 games	Viktor Fasth, Jan. 26-Feb. 16, 2013
Longest unbeaten streak	12 games	Guy Hebert, Feb. 22-Mar. 19, 1997 (7-0-5)
Longest losing streak	7 games	Two times: Mikhail Shtalenkov, Dec. 17, 1995-Feb. 15, 1996; Guy Hebert, Jan. 10-Feb. 9, 2001
Longest winless streak	13 games	Guy Hebert, Dec. 20, 2000-Feb. 9, 2001 (0-11-2)
Longest shutout sequence	237:07	Jean-Sebastien Giguere, Dec. 6-18, 2002 (spanning 5 games)

RECORDS

DUCKS TEAM HIGHS

MOST GOALS

Season	254	2006-07 (3.10 per-game avg., not including 4 team goals awarded for shootout wins)
Game	8	Two times: Jan. 21, 1998 vs. FLA; Mar. 21, 2004 vs. DET
First Periods	5	Oct. 29, 1995 vs. CGY
Second Periods	4	20 times, last: Jan. 19, 2013 @ VAN
Third Periods	5	Jan. 23, 2004 vs. MIN

MOST ASSISTS

Season	453	2006-07
Game	15	Mar. 21, 2004 vs. DET
Periods	10	Jan. 23, 2004 vs. MIN (third)

MOST POINTS (goals + assists)

Season	707	2006-07 (254+453=707)
Game	23	Mar. 21, 2004 vs. DET (8-15=23)
Periods	15	Jan. 23, 2004 vs. MIN (third; 5-10=15)

MOST SHOTS

Season	2585	2005-06 (31.5 per-game average)
Game	54	Mar. 27, 2009 vs. EDM
First Periods	23	Oct. 28, 2005 vs. STL
Second Periods	22	Three times: last, Feb. 24, 2013 vs. COL
Third Periods	26	Jan. 1, 1994 @ FLA
Overtime	11	Jan. 11, 2004 vs. CBJ

MOST POWER PLAY GOALS

Season	89	2006-07 (89-398, 22.4%)
Game	4	Five times: Dec. 27, 1997 @ STL; Dec. 16, 1998 vs. NSH; Jan. 28, 2006 @ LA; Mar. 22, 2009 vs. PHX; Feb. 14 @ EDM
Periods	3	Four times: Dec. 16, 1998 vs. NSH (second); Oct. 18, 2006 vs. DET (second); Mar. 29, 2007 @ CBJ (third); Mar. 22, 2009 vs. PHX (third); Feb. 14 @ EDM (third)

MOST POWER PLAY OPPORTUNITIES

Season	480	2005-06 (87-480, 18.1%)
Game	13	Apr. 17, 2006 vs. CGY (3-13)
Periods	6	Seven times: Mar. 4, 1994 vs. EDM (1-6; third); Dec. 8, 2001 @ CGY (0-6; third); Nov. 1, 2005 vs. NSH (2-6; second); Mar. 11, 2006 @ PHX (1-6; second); Apr. 17, 2006 vs. CGY (1-6; third); Nov. 17, 2006 vs. CHI (2-6; second); Jan. 5, 2007 vs. CBJ (1-6; second)

MOST SHORTHANDED GOALS

Season	13	1993-94
Game	3	Dec. 20, 1996 vs. CGY
Periods	2	Dec. 20, 1996 vs. CGY (second)

MOST PENALTY MINUTES

Season	1843	1997-98 (22.5 per-game average)
Game	107	Dec. 8, 2001 @ CGY
Periods	101	Dec. 8, 2001 @ CGY (third)

MOST STANDINGS POINTS

Season	110	2006-07 (48-20-14)
Month	23	Two times: Mar. 2006 (11-4-1); Nov. 2006 (10-2-3)

MOST WINS

Season	48	2006-07 (48-20-14)
Month	11	Three times: Mar. 2006 (11-4-1); Mar. 2011 (11-3-0); Feb. 2013 (11-2-0)

MOST LOSSES

Season	46	1993-94 (33-46-5)
Month	10	Jan. 2001 (2-10-1-0)

MOST TIES (2003-04 was the last season the NHL had tie games)

Season	13	Three times: 1996-97; 1997-98; 1998-99
Month	4	Four times: Mar. 1997 (7-3-4); Oct. 1997 (5-4-4); Feb. 2000 (5-3-4); Dec. 2003 (3-7-4-1)

DUCKS TEAM LOWS

(season lows reflect full 80+ game seasons; 1994-95 and 2012-13 included only 48 games due to work stoppage)

FEWEST GOALS

Season	175	2001-02 (2.1 per-game average)
Game	0	Several times

FEWEST ASSISTS

Season	295	2001-02
Game	0	Several times

FEWEST POINTS (goals + assists)

Season	470	2001-02 (175-295=470)
Game	0	Several times

FEWEST SHOTS

Season	2123	2000-01 (25.9 per-game average)
Game	12	Two times: Oct. 22, 1996 @ PHI; Apr. 6, 1994 @ CGY
First Periods	0	Dec. 27, 2000 @ DAL
Second Periods	2	Six times, last: Oct. 3, 2009 @ SJ
Third Periods	0	Two times: Mar. 21, 2008 @ SJ; Oct. 21, 2008 @ TOR
Overtime	0	Several times

FEWEST POWER PLAY GOALS

Season	43	2001-02
--------------	----	---------

FEWEST POWER PLAY OPPORTUNITIES

Season	271	2011-12
Game	0	Three times: Mar. 28, 1999 vs. CGY; Mar. 28, 2012 vs. SJ; Mar. 8, 2013 vs. CGY

FEWEST SHORTHANDED GOALS

Season	4	Four times: 1999-00; 2001-02; 2006-07; 2011-12
--------------	---	--

FEWEST PENALTY MINUTES

Season	926	1999-00 (11.3 per-game average)
Game	0	Four times: May 1, 1995 vs. STL; Oct. 15, 1999 @ TB; Mar. 2, 2000 @ VAN; Apr. 3, 2013 vs. DAL

FEWEST WINS

Season	25	2000-01 (25-41-11-5)
Month (minimum 5 GP)	1	Oct., 1996 (1-9-2)

FEWEST REGULATION LOSSES

Season	20	2006-07 (48-20-14)
Month (minimum 5 GP)	0	Two times: Apr. 1997 (3-0-2); Oct. 2006 (9-0-3)

FEWEST TIES (2003-04 was the last season the NHL had tie games)

Season	5	Two times: 1993-94 (33-46-5); 1994-95 (16-27-5)
Month	0	Several times

RECORDS

DUCKS ROOKIE RECORDS

MOST GOALS

Season	31	Bobby Ryan, 2008-09
Game	3	Bobby Ryan, Jan. 8, 2009 @ LA

MOST ASSISTS

Season	30	Cam Fowler, 2010-11
Game	4	Ryan Getzlaf, Mar. 24, 2006 vs. NSH (0-4=4)

MOST POINTS

Season	57	Bobby Ryan, 2008-09 (31-26=57)
Game	4	Two times: Stanislav Chistov, Oct. 10, 2002 @ STL (1-3=4); Ryan Getzlaf, Mar. 24, 2006 vs. NSH (0-4=4)

MOST POWER PLAY GOALS

Season	12	Bobby Ryan, 2008-09
Game	2	Two times: Paul Kariya, Mar. 9, 1995 vs. DET; Dustin Penner, Nov. 30, 2005 vs. PHX

MOST SHORTHANDED GOALS

Season	2	Brandon McMillan, 2010-11
Game	1	Seven times: Paul Kariya & Oleg Tverdovsky, both on Feb. 1, 1995 @ DAL; Samuel Pahlsson, Mar. 18, 2001 @ CHI; Chris Kunitz, Dec. 18, 2005 vs. SJ; Troy Bodie, Mar. 21, 2010 vs. COL; Brandon McMillan (twice), Jan. 7, 2011 vs. CBJ and Feb. 11, 2011 @ CGY; Devante Smith-Pelly, Mar. 18, 2012 vs. NSH

MOST SHOTS

Season	204	Dustin Penner, 2006-07
Game	9	Dan Sexton, Dec. 8, 2009 vs. DAL

MOST PENALTY MINUTES

Season	121	Peter LeBoutillier, 1996-97
Game	30	Two times: Peter LeBoutillier, Feb. 20, 1997 @ LA & Mar. 13, 1998 @ DAL

MOST GAMES PLAYED

Season	82	Dustin Penner, 2006-07
--------	----	------------------------

HIGHEST PLUS/MINUS (+/-)

Season (minimum 45 GP)	+19	Chris Kunitz, 2005-06
Game	+3	Several times

HIGHEST SHOOTING PERCENTAGE

Season (minimum 39 GP)	17.8	Bobby Ryan, 2008-09
Game	100.0	Several times

MOST GAME-WINNING GOALS

Season	5	Dustin Penner, 2006-07
--------	---	------------------------

MOST GAME-TYING GOALS

Season	2	Frank Banham, 1997-98
--------	---	-----------------------

LONGEST ROOKIE SCORING STREAKS

Point Streak	8 games	Paul Kariya (6-9=15), Mar. 7, 1995-Mar. 23, 1995
Goal Streak	5 games	Bobby Ryan (5-1=6), Jan. 17, 2009-Jan. 28, 2009
Assist Streak	7 games	Francois Beauchemin (0-8=8), Jan. 26, 2006-Feb. 8, 2006

MOST SAVES (goaltenders)

Season 667	Ilya Bryzgalov, 2005-06 (31 games)
Game 36	Ilya Bryzgalov, Oct. 21, 2005 @ DET

MOST SHOTS FACED (goaltenders)

Season 733	Ilya Bryzgalov, 2005-06 (31 games)
Game 39	Ilya Bryzgalov, Oct. 21, 2005 @ DET

MOST MINUTES (goaltenders)

Season 1575	Ilya Bryzgalov, 2005-06 (31 games)
Game 65	Several times

MOST WINS (goaltenders)

Season 13	Ilya Bryzgalov, 2005-06 (13-12-1)
--------	----------	-----------------------------------

LOWEST GOALS-AGAINST AVERAGE (goaltenders)

Season 2.51	Ilya Bryzgalov, 2005-06 (31 games)
--------	------------	------------------------------------

DUCKS MISCELLANEOUS RECORDS

Longest Winning Streak 7 games	Feb. 20-Mar. 7, 1999
Home 13 games	Jan. 26-Mar. 20, 2013
Road 7 games	Nov. 28-Dec. 13, 2006
Longest Losing Streak 8 games	Two times: Oct. 12-30, 1996; Nov. 3-20, 2005
Home 8 games	Jan. 10-Feb. 9, 2001
Road 7 games	Oct. 8-Nov. 12, 2005
Longest Unbeaten Streak 12 games	Feb. 22-Mar. 19, 1997 (7-0-5)
Home 14 games	Feb. 12-Apr. 9, 1997 (10-0-4)
Road 7 games	Nov. 28-Dec. 13, 2006
Longest Winless Streak 9 games	Three times: Nov. 21-Dec. 10, 1995 (0-6-3); Oct. 10-30, 1996 (0-8-1); Nov. 7-24, 2001 (0-7-2-0)
Home 11 games	Jan. 5-Feb. 14, 2001 (0-8-3-0)
Road 13 games	Two times: Nov. 1-Dec. 27, 2003 (0-8-2-3); Oct. 29-Dec. 22, 2011 (0-9-4)
Longest Point Streak 16 games	Oct. 6-Nov. 9, 2006 (12-0-1-3, 28 points)
Home 14 games	Feb. 12-Apr. 9, 1997 (10-0-4, 24 points)
Road 9 games	Feb. 28-Apr. 11, 2009 (7-0-1-1, 16 points)

CONSECUTIVE POWER PLAY GOALS & ATTEMPTS

Most consecutive games scoring PP goal 11	Mar. 7-28, 1997 (14-for-39, .359)
Most consecutive games not scoring PP goal 8	Four times, last: Jan. 7-21, 2004 (0-for-26)
Most consecutive attempts scoring PP goal 5	Mar. 29, 2007 @ CBJ (3)-Mar. 31, 2007 @ STL (2) (spanning 2 games)
Most consecutive attempts without a PP goal 31	Two times, last: Mar. 3-19, 2003 (spanning 8 games)

CONSECUTIVE PENALTY KILLING & ATTEMPTS

Most consecutive games allowing PP goal 12	Oct. 5-30, 2005 (69-for-89, .775)
Most consecutive games not allowing PP goal 7	Dec. 18-30, 2001 (0-for-26)
Most consecutive shorthanded stops (no goal) 32	Nov. 8-20, 1998 (spanning six games)
Most consecutive opponent PP attempts scoring goal 4	Two times: Dec. 19, 1997 vs. PHX (4); Oct. 13, 2000 @ OTT (3) & Nov. 15, 2000 @ DET (1) (spanning 2 games)

RECORDS

SINGLE GAME

EARLIEST GOALS SCORED

Earliest goal scored from the start of a Game	0:08	Paul Kariya, Mar. 9, 1997 @ COL
Earliest two goals scored from the start of a Game	1:53	R. Getzlaf (0:50) & E. Artyukhin (1:53), Jan. 19, 2010 vs. BUF
Earliest three goals scored from the start of a Game	5:23	R. Getzlaf (0:50) & E. Artyukhin (1:53) & M. Brown (5:23), Jan. 19, 2010 vs. BUF
Earliest four goals scored from the start of a Game	10:26	R. Getzlaf (0:50) & E. Artyukhin (1:53), M. Brown (5:23), & B. Ryan (10:26), Jan. 19, 2010 vs. BUF
Earliest five goals scored from the start of a Game	4:45	S. Van Allen (1:27), P. Kariya (8:32), P. Douris (9:22), P. Kariya (13:51) & Douris (14:45), Oct. 29, 1995 vs. CGY
Earliest goal scored from the start of a 2nd Period	0:13	Corey Perry, Dec. 20, 2006 vs. DAL Andrew Cogliano, Feb. 25, 2013 @ LA
Earliest goal scored from the start of a 3rd Period	0:09	Bobby Dallas, Mar. 23, 1995 @ SJ
Earliest goal scored from the start of an Overtime	0:10	Mike Leclerc, Feb. 12, 2003 vs. CGY

EARLIEST GOALS GIVEN UP

Earliest goal against from the start of a Game	0:09	Trevor Linden, Jan. 16, 1994 vs. VAN
Earliest two goals against from the start of a Game	1:11	S. Doan (0:41) & J. Ylonen (1:11), Jan. 19, 2001 vs. PHX
Earliest three goals against from the start of a Game	4:44	V. Zelepukin (1:55), C. Millen (4:08) & B. Guerin (4:44), Nov. 5, 1993 vs. NJ
Earliest four goals against from the start of a Game	6:32	V. Zelepukin (1:55), C. Millen (4:08), B. Guerin (4:44) & T. Chorske (6:32), Nov. 5, 1993 vs. NJ
Earliest five goals against from the start of a Game	8:05	V. Zelepukin (1:55), C. Millen (4:08), B. Guerin (4:44), T. Chorske (6:32) & B. Guerin (8:05), Nov. 5, 1993 vs. NJ
Earliest goal against from the start of a 2nd Period	0:14	Johan Franzen, Nov. 20, 2011 vs. DET
Earliest goal against from the start of a 3rd Period	0:05	Daymond Langkow, Apr. 11, 2006 @ CGY
Earliest goal against from the start of an Overtime	0:14	Aaron Miller, Dec. 16, 2001 vs. LA

FASTEST GOALS SCORED (shortest time span between goals)

Fastest two goals scored	0:08	T. Selanne (5:44) & C. Kunitz (5:52), Nov. 30, 2005 vs. PHX
Fastest three goals scored	0:51	A. McDonald, D. Lambert & M. Chouinard, Dec. 23, 2001 @ PHX
Fastest four goals scored	3:30	M. Ferner, G. Valk, B. Houlder & J. Socco, Feb. 26, 1994 @ QUE
Fastest five goals scored	10:04	J. Lupul, S. Rucchin, S. Pahlsson, S. Fedorov & P. Sykora, Mar. 21, 2004 vs. DET
Fastest six goals scored	20:15	S. King, B. Houlder, B. Corkum, T. Ewen, T. Yake & P. Douris, Dec. 20, 1994 @ WPG

FASTEST OPPONENT GOALS SCORED (shortest time span between goals)

Fastest two goals against	0:06	Twice: D. Bodger & L. Robitaille, Apr. 15, 1999 @ LA D. Backes & A. McDonald, Oct. 11, 2010 @ STL
Fastest three goals against	1:21	A. Selivanov, R. Murray & A. Selivanov, Feb. 17, 1999 vs. EDM
Fastest four goals against	2:55	A. Mogilny, J. Beranek, A. Mogilny & A. Mogilny, Dec. 22, 1995 vs. VAN
Fastest five goals against	5:05	B. Shanahan, I. Laperriere, E. Tikkanen, K. Miller & E. Tikkanen, Jan. 31, 1995 @ STL
Fastest six goals against	18:30	J. Roenick, S. Doan, G. Adams, T. Letowski, G. Adams & S. Neckar, Dec. 22, 1999 vs. PHX

CONSECUTIVE GOALS

Most consecutive (unanswered) goals scored	7	Twice: Dec. 20, 1996 vs. CGY (7-0 final); Oct. 30, 2009 vs. VAN (7-2)
Most consecutive (unanswered) goals by opponent	8	Mar. 21, 2001 @ DAL (8-0 final)

SHOOTING PERCENTAGE

Highest shooting percentage	38.5%	Feb. 21, 2009 @ CBJ (5 goals on 13 shots)
Opponent's highest shooting percentage	43.8%	Nov. 15, 2006 vs. PHI (7 goals on 16 shots)

POWER PLAY PERCENTAGE

Highest power play percentage	100%	14 times (most: Jan. 19, 2013 @ VAN, 3-for-3)
Lowest power play percentage	0.0%	Several times (most chances w/o a PPG: 8, nine times)
Opponent's highest power play percentage	100%	12 times (most: Dec. 19, 1997 vs. PHX, 4-for-4)
Opponent's lowest power play percentage	0.0%	Several times (most chances w/o a PPG: 13, Feb. 27, 1998 @ EDM)

MARGIN OF VICTORY/DEFEAT

Largest Margin of Victory	7	Dec. 20, 1996 vs. CGY (7-0)
Largest Margin of Defeat	8	Mar. 21, 2001 @ DAL (8-0)

BIGGEST DIFFERENCES IN SHOTS/GOALS WITH WINS/LOSSES

Most shots in a loss	54	Mar. 27, 2009 vs. EDM (lost 5-3)
Fewest shots in a win	12	Twice: Jan. 10, 2010 @ CHI (won 3-1); Feb. 13, 2011 @ EDM (won 4-0)
Most goals in a loss	6	Twice: Oct. 31, 2008 vs. VAN (lost 7-6 in SO); Feb. 16, 2011 vs. WSH (lost 7-6)
Fewest goals in a win	1	21 times, last: Oct. 14, 2011 vs. SJ

LARGEST DEFICITS/LEADS OVERCOME

Largest deficit overcome in a win	3 goals	Seven times, last: Jan. 23, 2010 @ STL (trailed 3-0 at 5:13 of the third, won 4-3 in SO)
Largest deficit overcome in a tie	4 goals	Oct. 10, 1996 @ COL (trailed 6-2 at 10:43 of the third, tied 6-6)
Largest lead relinquished in a loss	3 goals	Eight times, last: Dec. 2, 2011 vs. PHI (led 3-0 at 6:31 of the second, lost 4-3 in OT)
Largest lead relinquished in a tie	4 goals	Jan. 7, 2000 @ CAR (led 4-0 at 17:33 of the second, tied 4-4)

MULTIPLE PLAYERS WITH POINTS IN ONE GAME

Most players with at least one point in a Game	13	Five times, last: Jan. 12, 2011 vs. STL
Most players with multiple-points in a Game	8	Apr. 4, 2006 vs. VAN
Most players with three-or-more points in a Game	4	Two times: Jan. 1, 1999 @ BUF (Selanne-5 pts., Olausson-4, Rucchin-4, Kariya-3); Nov. 3, 2007 @ PHX (Getzlaf-3, Perry-3, Pronger-3, Schneider-3)
Most players with four-or-more points in a Game	3	Two times: Jan. 1, 1999 @ BUF (Selanne-5, Olausson-4, Rucchin-4); Nov. 19, 2006 vs. PHX (Selanne-5, Kunitz-4, McDonald-4)

SEASON

INDIVIDUAL

Most multiple-goal games	14	Teemu Selanne, 1997-98
Most hat tricks	3	Teemu Selanne, 1997-98; Corey Perry, 2010-11
Highest percentage of team's total goals	25.4%	Teemu Selanne, 1997-98 (scored 52 of team's 205 goals)
Most multiple-assist games	16	Teemu Selanne, 1996-97
Most multiple-point games	33	Paul Kariya, 1996-97
Most three-or-more point games	16	Teemu Selanne, 1998-99
Most four-or-more point games	4	Two times, Paul Kariya, 1999-00; Teemu Selanne, 1998-99
Most 30+ save games (goalies)	33	Guy Hebert, 1996-97
Most 40+ save games (goalies)	7	Guy Hebert, 1998-99

TEAM

Most four-or-more goal games	34	2005-06
Most five-or-more goal games	20	2005-06
Most shutouts	9	2002-03 (8 by J.S. Giguere, 1 by M. Gerber)
Least shutouts	2	1994-95 (both by Guy Hebert)
Most times shutout	11	1997-98
Least times shutout	1	1996-97
Most overtime games	23	2006-07 (9-4-10 record)

RECORDS

CAREER

Most multiple-goal games	89	Teemu Selanne, 1995-96 through 2000-01 & 2005-06 through 2012-13
Most hat tricks	13	Teemu Selanne, 1995-96 through 2000-01 & 2005-06 through 2012-13
Most multiple-assist games	115	Teemu Selanne, 1995-96 through 2000-01 & 2005-06 through 2012-13
Most multiple-point games	250	Teemu Selanne, 1995-96 through 2000-01 & 2005-06 through 2012-13
Most three-or-more point games	86	Teemu Selanne, 1995-96 through 2000-01 & 2005-06 through 2012-13
Most four-or-more point games	21	Teemu Selanne, 1995-96 through 2000-01 & 2005-06 through 2012-13
Most 30+ save games (goalies)	165	Guy Hebert, 1993-94 through 2000-01
Most 40+ save games (goalies)	23	Guy Hebert, 1993-94 through 2000-01
Most consecutive games played	276	Andy McDonald, Oct. 17, 2003-Dec. 12, 2007
Most seasons with the Ducks	14	Teemu Selanne, 1995-96 through 2000-01 & 2005-06 through 2012-13

OPPONENTS INDIVIDUAL RECORDS

MOST GOALS

Career	32	Brett Hull, STL, DAL, DET
Season	10	Jonathan Cheechoo, SJ (2005-06)
Game	4	Three times: Owen Nolan, Dec. 19, 1995 vs. SJ; Joe Nieuwendyk, Mar. 13, 1998 @ DAL; Brett Hull, Mar. 21, 2001 @ DAL
Periods	3	Six times: O. Nolan, Dec. 19, 1995 vs. SJ, (second); A. Mogilny, Dec. 22, 1995 vs. VAN (third); A. Selivanov, Feb. 17, 1999 vs. EDM (third); A. Cassels, Nov. 8, 2000 vs. VAN (second); I. Kovalchuk, Feb. 15, 2009 vs ATL (second); H. Zetterberg, Nov. 14, 2009 @ DET (third)

MOST ASSISTS

Career	55	Mike Modano, DAL, DET
Season	10	Igor Larionov, SJ (1993-94)
Game	4	11 times, last: Tomas Kaberle, Oct. 26, 2009 vs. TOR
Periods	4	Adam Oates, Mar. 24, 1994 @ BOS (second)

MOST POINTS

Career	83	Mike Modano, DAL, DET (28-55=83)
Season	13	Jonathan Cheechoo, SJ, 2005-06 (10-3=13)
Game	6	Mike Modano, Feb. 1, 1995 @ DAL (2-4=6)
Periods	4	Two times: Owen Nolan, Dec. 19, 1995 vs. SJ, (3-1=4; second) & Adam Oates, Mar. 24, 1994 @ BOS (0-4=4; second)

MOST POWER PLAY GOALS

Season	4	Jonathan Cheechoo, SJ (2005-06)
Game	3	Twice: Owen Nolan, Dec. 19, 1995 vs. SJ; Niklas Hagman, Oct. 26 vs. TOR
Periods	3	Owen Nolan, Dec. 19, 1995 vs. SJ (second)

MOST SHORTHANDED GOALS

Season	2	Several times
Game	1	Many times
Periods	1	Many times

MOST SHOTS

Season	34	Jonathan Cheechoo, SJ (2005-06)
Game	11	Pavel Bure, Oct. 3, 1997 vs. VAN (Tokyo, Japan)
Periods	7	Two times: Dave Scatchard, Mar. 8, 2004 vs. NYI (first); Keith Tkachuk, Apr. 3, 1998 @ PHX (second)

MOST PENALTY MINUTES

Season	47	Craig Berube, CGY (2001-02)
Game	33	Craig Berube, Dec. 8, 2001 @ CGY (7 penalties)
Periods	31	Craig Berube, Dec. 8, 2001 @ CGY (6 penalties; third)

OPPONENTS GOALTENDER RECORDS

MOST GAMES PLAYED

Career	49	Evgeni Nabokov, SJ, NYI
--------	----	-------------------------

MOST MINUTES PLAYED

Career	2,866	Evgeni Nabokov, SJ, NYI
Season	443	Marty Turco, DAL (2005-06; 8 games)
Game	65	Many times

MOST WINS

Career	26	Evgeni Nabokov, SJ
Season	6	Mike Vernon, SJ (1997-98; 6-0-0)

MOST LOSSES

Career	18	Evgeni Nabokov, SJ, NYI; Nikolai Khabibulin, WPG, PHX, TB, CHI, EDM
Season	5	Curtis Joseph, PHX (2006-07)

MOST TIES

Career	6	Felix Potvin, TOR, VAN, LA (15-3-6); Patrick Roy, MTL, COL (13-7-6)
Season	2	Several times

MOST SHUTOUTS

Career	10	Ed Belfour, CHI, SJ, DAL, TOR
Season	2	Eight times, last: Kari Lehtonen, DAL (2011-12)

MOST SAVES

Career	1,192	Evgeni Nabokov, SJ, NYI
Season	207	Mathieu Garon, LA (2005-06; 7 games)
Game	47	Dominik Hasek, Jan. 10, 1997 vs. BUF (47-of-52; OT)
Periods	24	John Vanbiesbrouck, Jan. 1, 1994 @ FLA (24-of-26; third)
Overtime	11	Marc Denis, Jan. 11, 2004 vs. CBJ (11-of-11)

MOST SHOTS FACED

Career	1,299	Evgeni Nabokov, SJ, NYI
Season	207	Mathieu Garon, LA, 2005-06 (7 games)
Game	52	Dominik Hasek, Jan. 10, 1997 vs. BUF, OT (47-52)
Periods	26	John Vanbiesbrouck, Jan. 1, 1994 @ FLA, 3rd (24-26)
Overtime	11	Marc Denis, Jan. 11, 2004 vs. CBJ (11-11)

MOST GOALS ALLOWED

Career	107	Evgeni Nabokov, SJ, NYI
Season	29	Mathieu Garon, LA (2005-06; 7 games)
Game	7	Four times, last: Dominik Hasek, Jan. 1, 1999 @ BUF
Periods	5	Dwayne Roloson, Jan. 23, 2004 vs. MIN (third)

LOWEST GOALS-AGAINST AVERAGE (minimum 10 games played)

Career	1.82	Martin Brodeur, NJ (21 games)
Season (minimum 2 GP)	0.00	Jussi Markkanen, EDM (2002-03; 2 games)

HIGHEST GOALS-AGAINST AVERAGE (minimum 200 minutes played)

Career	5.06	Jeff Deslauriers, EDM (4 games)
Season (minimum 2 GP)	6.29	Alexander Auld, VAN (2005-06; 3 games)

RECORDS

OPPONENTS TEAM HIGHS

MOST GOALS

Game	9	Twice: Feb. 1, 1995 @ DAL; Feb. 19, 2011 @ STL
First Periods	5	Two times: Nov. 5, 1993 vs. NJ; Nov. 15, 2006 vs. PHI
Second Periods	5	Three times: Mar. 24, 1994 @ BOS, Jan. 31, 1995 @ STL; Apr. 1, 1998 vs. PHX
Third Periods	5	Three times: Dec. 22, 1999 vs. PHX; Mar. 21, 2001 @ DAL; Nov. 14, 2009 @ DET

MOST ASSISTS

Game	17	Feb. 1, 1995 @ DAL
Periods	10	Nov. 15, 2006 vs. PHI

MOST POINTS (goals + assists)

Game	26	Feb. 1, 1995 @ DAL (9-17=26)
Periods	15	Nov. 15, 2006 vs. PHI

MOST SHOTS

Game	57	Mar. 21, 2004 vs. DET
First Periods	23	Three times: Dec. 27, 1995 @ LA; Dec. 22, 2000 @ DET; Mar. 21, 2004 vs. DET
Second Periods	24	Feb. 3, 1995 vs. DET
Third Periods	24	Oct. 8, 2010 @ DET
Overtime	10	Feb. 3, 2000 @ PHI

MOST POWER PLAY GOALS

Game	5	Oct. 26, 2009 vs. TOR (5-for-11)
Periods	4	Dec. 14, 2007 @ MIN (4-for-4 in the second period)

MOST POWER PLAY OPPORTUNITIES

Game	13	Feb. 27, 1998 @ EDM (0-for-13)
Periods	7	Two times: Dec. 2, 1993 @ LA (1-for-7); Dec. 8, 2000 @ MIN (0-for-7)

MOST SHORTHANDED GOALS

Game	3	Oct. 18, 1996 vs. SJ
Periods	2	Three times: Feb. 1, 1995 @ DAL (second); Oct. 18, 1996 vs. SJ (third); Dec. 6, 2005 vs. CAR (second)

MOST PENALTY MINUTES

Game	202	Dec. 8, 2001 @ CGY
Periods	190	Dec. 8, 2001 @ CGY (third)

OPPONENTS TEAM LOWS

FEWEST SHOTS

Game	11	Jan. 23, 2004 vs. MIN
First Periods	0	Apr. 1, 2000 @ LA
Second Periods	1	Mar. 27, 2007 vs. PHX
Third Periods	0	Oct. 7, 2011 vs. BUF (Helsinki, Finland)
Overtime	0	Several times

FEWEST POWER PLAY OPPORTUNITIES

Game	0	Ten times, last: Apr. 3, 2013 vs. DAL
------	---	---------------------------------------

FEWEST PENALTY MINUTES

Game	0	Mar. 8, 2013 vs. CGY
------	---	----------------------

HONDA CENTER INDIVIDUAL HIGHS

MOST GOALS

Game	4	Owen Nolan, SJ, Dec. 19, 1995
Periods	3	Several times: Last: I. Kovalchuk, ATL, Feb. 15, 2009 (second)

MOST ASSISTS

Game	5	Three times, Teemu Selanne, ANA, Nov. 19, 2006 vs. PHX; Dmitri Mironov, ANA, Dec. 12, 1997 vs. WSH; Ryan Getzlaf, ANA, Oct. 29, 2008 vs. DET
Periods	3	Several times, last: Francois Beauchemin, ANA, Mar. 10, 2013 vs. STL (third)

MOST POINTS

Game	5	Several times, last: Teemu Selanne, ANA, Mar. 28, 2011 vs. COL
Periods	4	Owen Nolan, SJ, Dec. 19, 1995 (second)

MOST POWER PLAY GOALS

Game	3	Twice: Owen Nolan, SJ, Dec. 19, 1995; Niklas Hagman, TOR, Oct. 26, 2009
Periods	3	Owen Nolan, SJ, Dec. 19, 1995 (second)

MOST SHORTHANDED GOALS

Game	2	Twice: DET vs. ANA, Oct. 15, 2007 (Pahlsson, O'Donnell) EDM vs. ANA, Feb. 10, 2010 (Potulny, Moreau)
Periods	2	Twice: DET vs. ANA, Oct. 15, 2007 (Pahlsson, O'Donnell; third) EDM vs. ANA, Feb. 10, 2010 (Potulny, Moreau; second)

MOST SHOTS

Game	12	Three times, all by Paul Kariya: Nov. 6, 1996 vs. MTL; Nov. 8, 1998 vs. DET; Mar. 10, 1999 vs. VAN
Periods	9	Paul Kariya, Nov. 8, 1998 vs. DET (first)

MOST PENALTY MINUTES

Game	37	Todd Ewen, Feb. 25, 1996 vs. SJ
Periods	29	George Burnett, Apr. 4, 2004 vs. CGY

HIGHEST PLUS/MINUS (+/-)

Game	+5	Several times, last: Lubomir Visnovsky, ANA, Mar. 9, 2011 vs. NYR
------------	----	---

HIGHEST SHOOTING PERCENTAGE

Game	100.0	Several times
------------	-------	---------------

MOST SAVES (goaltenders)

Game	51	Twice: Jean-Sebastien Giguere, Mar. 21, 2004 vs. DET (51-for-57); Dwayne Roloson, Mar. 27, 2009 vs. EDM (51-for-54)
Periods	24	Steve Mason, Nov. 19, 2011 vs. CBJ (24-for-25; third)
Overtime	11	Marc Denis, CBJ, Jan. 11, 2004 (11-of-11)

MOST SHOTS FACED (goaltenders)

Game	57	Jean-Sebastien Giguere, Mar. 21, 2004 vs. DET (51-of-57)
Periods	25	Steve Mason, Nov. 19, 2011 vs. CBJ (24-for-25; third)
Overtime	11	Marc Denis, CBJ, Jan. 11, 2004 (11-of-11)

MOST GOALS ALLOWED (goaltenders)

Game	7	Seven times, last: Curtis McElhinney, Feb. 16, 2011 vs. WAS
Periods	5	Four times, last: Jean-Sebastien Giguere, Nov. 15, 2006 vs. PHI, (first); Dwayne Roloson, MIN, Jan. 23, 2004 (third); Dominic Roussel, Dec. 22, 1999 vs. PHX (third) ; Mikhail Shtalenkov, Apr. 1, 1998 vs. PHX (second)

RECORDS

HONDA CENTER TEAM HIGHS & LOWS

MOST GOALS

Game	8	Four times: ANA vs. FLA, Jan. 21, 1998; ANA vs. PHX, Dec. 22, 1999; ANA vs. DET, Mar. 21, 2004; ANA vs. ATL, Feb. 15, 2009
First Periods	5	Three times: ANA vs. NJ, Nov. 5, 1993; ANA vs. CGY, Oct. 29, 1995; ANA vs. PHI, Nov. 15, 2006
Second Periods	5	ANA vs. PHX, Apr. 1, 1998
Third Periods	5	Two times: ANA vs. PHX, Dec. 22, 1999; ANA vs. MIN, Jan. 23, 2004

MOST SHOTS

Game	57	ANA vs. DET, Mar. 21, 2004
First Periods	23	ANA vs. DET, Mar. 21, 2004
Second Periods	24	ANA vs. DET, Feb. 3, 1995
Third Periods	25	ANA vs. CBJ, Nov. 19, 2011
Overtime	11	ANA vs. CBJ, Feb. 11, 2004

MOST POWER PLAY GOALS

Game	5	Oct. 26, 2009 vs. TOR (5-for-11)
Periods	3	Six times, last: ANA vs. PHX, Mar. 22, 2009 (3-for-3; third)

MOST POWER PLAY OPPORTUNITIES

Game	13	ANA vs. CGY, Apr. 17, 2006 (3-for-13)
Periods	6	Five times, last: ANA vs. CBJ, Jan. 15, 2007 (1-for-6; second)

MOST SHORTHANDED GOALS

Game	3	Two times: SJ, Oct. 18, 1996; ANA vs. CGY, Dec. 20, 1996
Periods	2	Five times: SJ, Oct. 18, 1996 (third); ANA vs. CGY, Dec. 20, 1996 (second); CAR, Dec. 6, 2005 (second); ANA vs. DET, Oct. 15, 2007 (third); EDM vs. ANA, Feb. 10, 2010 (second)

MOST PENALTY MINUTES

Game	88	ANA vs. EDM, Feb. 17, 1997
Periods	57	ANA vs. EDM, Feb. 17, 1997 (third)

FEWEST SHOTS

Game	11	ANA vs. MIN, Jan. 23, 2004
First Periods	1	ANA vs. NYI, Nov. 10, 2011
Second Periods	1	ANA vs. PHX, Mar. 22, 2007
Third Periods	1	Three times: ANA vs. BOS, Oct. 15, 1993; ANA vs. OTT, Mar. 10, 2002; ANA vs. VAN, Dec. 12, 2007
Overtime	0	Several times

FEWEST POWER PLAY OPPORTUNITIES

Game	0	Seven times, last: DAL, Apr. 3, 2013
------	---	--------------------------------------

FEWEST PENALTY MINUTES

Game	0	Three Times, last: ANA (0) vs. DAL, Apr. 3, 2013
------	---	--

TWO-TEAM SINGLE-GAME HIGHS & LOWS

MOST GOALS

Game	14	ANA (8) vs. DET (6), Mar. 21, 2004
Periods	7	Four times: SJ (4) vs. ANA (3), Dec. 19, 1995 (second); PHI (5) vs. ANA (2), Nov. 15, 2006 (first); VAN (4) vs. ANA (3), Oct. 31, 2008 (second); ANA (3) @ STL (4), Feb. 19, 2011 (first)

MOST SHOTS

Game	87	ANA (30) vs. DET (57), Mar. 21, 2004
Periods	37	WPG (20) @ ANA (17), Oct. 22, 1995 (first)
Overtime	12	ANA (11) vs. CBJ (1), Jan. 11, 2004

MOST POWER PLAY GOALS

Game	6	Six times, last: ATL (3) vs. ANA (3), Oct. 15, 2010
Periods	4	Three times: SJ (3) vs. ANA (1), Dec. 19, 1995 (second); ANA (1) @ MIN (3), Dec. 31, 2006 (second); MIN (4) vs. ANA (0), Dec. 14, 2007 (second)

MOST POWER PLAY OPPORTUNITIES

Game	21	ANA (13) vs. CGY (8), Apr. 17, 2006
Periods	9	Four times: ANA (3) @ LA (6), Dec. 2, 1993 (first); ANA (4) @ NYR (5), Nov. 25, 2001 (second); ANA (6) vs. NSH (3), Nov. 1, 2005 (second); ANA (3) vs. CGY (6), Apr. 17, 2006 (second)

MOST SHORTHANDED GOALS

Game	4	ANA (2) @ DAL (2), Feb. 1, 1995
Periods	2	Seven times, last: EDM (2) @ ANA (0), Feb. 10, 2009 (second)

MOST PENALTY MINUTES

Game	309	ANA (107) @ CGY (202), Dec. 8, 2001
Periods	291	ANA (101) @ CGY (190), Dec. 8, 2001, (third)

FEWEST GOALS

Game	1	Many times
------	---	------------

FEWEST SHOTS

Game	29	ANA (15) @ SJ (14), Nov. 27, 1993
Periods	7	Four times: ANA (4) @ OTT (3), Dec. 28, 1998 (first); BUF (4) vs. ANA (3), Jan. 16, 2002 (third); OTT (6) vs. ANA (1), Mar. 10, 2002 (third); ANA (1) @ LA (6), Apr. 13, 2013 (first)
Overtime	1	Many times

FEWEST POWER PLAY OPPORTUNITIES

Game	1	Three times, last: DAL (0-0) @ ANA (1-1), Apr. 3, 2013
------	---	--

FEWEST PENALTY MINUTES

Game	2	Twice: STL (2) @ ANA (0), May 1, 1995; DAL (2) @ ANA (0), Apr. 3, 2013
------	---	--

RECORDS

REAL-TIME RECORDS

(officially kept since start of 1998-99 season)

TIME ON ICE

Game	35:51	Scott Niedermayer, Jan. 9, 2007 @ NSH
Season Avg	27:30	Scott Niedermayer, 2006-07

SHIFTS

Game	40	Oleg Tverdoksky, Apr. 4, 2001 @ COL
Season Avg	28.9	Chris Pronger, 2008-09

TOTAL HITS

Game	14	Brett Festerling, Dec. 31, 2009 @ DAL
Season	286	Vitaly Vishnevski, 2000-01
Career	808	Ruslan Salei

BLOCKED SHOTS

Game	9	Francois Beauchemin, Jan. 21, 2012 vs. OTT
Season	194	Francois Beauchemin, 2011-12
Career	486	Ruslan Salei

FACEOFF WIN PERCENTAGE

Game (min. 10 faceoffs)	92.9	Todd Marchant, Jan. 19, 2006 @ OTT (won 13-of-14 faceoffs)
Season (min. 300 faceoffs)	60.9	Marc Chauinard, 2000-01
Career (min. 1500 faceoffs)	56.5	Sergei Fedorov

TOTAL FACEOFF WINS

Game	26	Steve Rucchin, Mar. 26, 2000 vs. PHX (won 26-of-41 faceoffs)
Season	1066	Steve Rucchin, 1999-00
Career	4251	Steve Rucchin

TOTAL FACEOFFS TAKEN

Game	42	Steve Rucchin, Oct. 28, 1998 vs. TB (24 faceoff wins)
Season	1996	Steve Rucchin, 1999-00
Career	7997	Steve Rucchin



PLAYOFFS

2013 DUCKS PLAYOFF STATS

POS	NO.	Player	GP	AVG		G	A	P +/-	PIM	PP	SH	GW	S	%
				TOI										
C	15	RYAN GETZLAF	7	21:27		3	3	6 +2	6	1	1	0	15	20.0
D	23	FRANCOIS BEAUCHEMIN	7	25:22		2	4	6 -2	4	1	0	0	13	15.4
R	65	*EMERSON ETEM	7	12:50		3	2	5 +4	2	0	0	0	12	25.0
R	51	KYLE PALMIERI	7	10:34		3	2	5 +5	4	0	0	0	11	27.3
C	13	NICK BONINO	7	16:37		3	1	4 +2	4	2	0	2	16	18.8
L	9	BOBBY RYAN	7	16:17		2	2	4 +1	0	0	0	0	15	13.3
L	39	MATT BELESKEY	7	11:01		2	1	3 +1	2	1	0	0	13	15.4
R	8	TEEMU SELANNE	7	13:59		1	2	3 +1	6	1	0	1	16	6.3
C	11	SAKU KOIVU	7	17:52		1	2	3 -4	6	1	0	0	6	16.7
D	4	CAM FOWLER	7	22:44		0	3	3 +3	0	0	0	0	9	0.0
C	20	DAVID STECKEL	7	9:46		1	1	2 +1	0	0	0	0	7	14.3
R	10	COREY PERRY	7	20:20		0	2	2 0	4	0	0	0	24	0.0
D	6	BEN LOVEJOY	7	21:05		0	2	2 +4	0	0	0	0	13	0.0
C	7	ANDREW COGLIANO	7	15:46		0	1	1 -3	4	0	0	0	11	0.0
D	55	BRYAN ALLEN	7	17:22		0	1	1 +1	2	0	0	0	5	0.0
C	34	DANIEL WINNIK	7	15:04		0	1	1 -4	7	0	0	0	22	0.0
D	44	SHELDON SOURAY	6	19:31		0	1	1 -2	4	0	0	0	13	0.0
D	5	LUCA SBISA	5	21:25		0	0	0 -2	4	0	0	0	3	0.0
D	32	TONI LYDMAN	3	15:08		0	0	0 +1	0	0	0	0	1	0.0

NO.	PLAYER	GPI	MIN	AVG	W	L	EN	SO	GA	SA	SV%	G	A	PIM
1	JONAS HILLER	7	439	2.46	3	4	0	1	18	218	.917	0	1	0
ANA GOALTENDING TOTALS		7	439	2.46	3	4	0	1	18	218	.917	0	1	0

The Anaheim Ducks finished the 2012-13 regular season with a 30-12-6 record (66 pts.), winning their second Pacific Division title in franchise history...the Ducks compiled the best winning percentage in club history (.688), besting the 2007 club (48-20-14, .671)... Anaheim finished second in the Western Conference and third overall in the NHL, behind only Chicago and Pittsburgh...the club's third-place finish in the overall league standings was the highest in club history...the Ducks met the Detroit Red Wings for the sixth time in the Stanley Cup Playoffs and the first since 2009...the series stretched to seven games, where the Red Wings pulled out a 3-2 win in Game 7 to advance to the Western Conference Semifinals...four of the seven games went to overtime, a first for both franchises in a single playoff series...**Ryan Getzlaf** (3-3=6) and **Francois Beauchemin** (2-4=6) co-led the Ducks in scoring, while **Jonas Hiller** started all seven games of the Western Conference Quarterfinal series...rookie **Emerson Etem** (3-2=5) finished tied for third on the club in scoring and was the youngest Duck to ever score in a Game 7 on May 12 at Honda Center.

2013 DUCKS PLAYOFF NOTES



WESTERN CONFERENCE QUARTERFINALS

GAME 1 (APRIL 30, 2013) - ANAHEIM 3 VS. DETROIT 1

The Anaheim Ducks opened their 2013 Western Conference Quarterfinal series against the Detroit Red Wings with a 3-1 victory before 17,200 at Honda Center...**Teemu Selanne** scored his 10th career playoff GWG, becoming the second-oldest player to score a GWG in Stanley Cup Playoff history with his power-play marker at 1:29 of the third period...**Nick Bonino** earned the first goal of the series with a PPG tally at 10:24 of the first before Daniel Cleary tied the score with less than four minutes remaining in the opening frame...following Selanne's marker, **Francois Beauchemin** added an empty netter for his ninth career playoff goal, becoming the club's all-time leader among defensemen...**Cam Fowler**, **Ben Lovejoy**, **Ryan Getzlaf**, **Daniel Winnik** and **Matt Beleskey** each earned single assists in the winning cause...**Jonas Hiller** stopped 21-of-22 shots for his eighth career postseason win.

PP: 2-4 PK: 1-4 SF: 27 SA: 22

TOI: Beauchemin (25:28)

Three Stars: 1. Selanne 2. Hiller 3. Koivu

GAME 2 (MAY 2, 2013) - ANAHEIM 4 VS. DETROIT 5 OT

The Ducks erased a three-goal deficit in the third period to tie the game and force OT, but the Red Wings began the extra frame on the power play and center Gustav Nyquist scored just 1:21 into the period to tie the series at one game apiece...after jumping out to a 3-0 lead, the Ducks cut the deficit to two goals with a **Saku Koivu** PPG at 10:53 of the second period (**Teemu Selanne** and **Francois Beauchemin** with the assists)...as the Red Wings scored again just 20 seconds into the third period, the Ducks scored three goals within a 10-minute span to tie the game...**Ryan Getzlaf**'s even-strength goal came at 7:50 of the third (**Kyle Palmieri** and **Bryan Allen** with the helpers), while **Palmieri** scored his first career playoff goal at 12:31 (also even strength)...assists were picked up by **Nick Bonino** (first career playoff assist) and **Bobby Ryan**...with 2:22 remaining in the game, **Ryan** scored another goal to tie it at 4-4...**Cam Fowler** and **Koivu** notched the assists...**Jonas Hiller** recorded the loss, stopping 27-of-32 shots in the contest.

PP: 1-5 PK: 3-6 SF: 32 SA: 32

TOI: Beauchemin (28:55)

Three Stars: 1. Nyquist 2. Ryan 3. Palmieri

GAME 3 (MAY 4, 2013) - ANAHEIM 4 @ DETROIT 0

Anaheim took a 2-1 lead in the Western Conference Quarterfinals vs. Detroit with a 4-0 shutout victory in Game 3 at Joe Louis Arena...it marked Anaheim's first playoff shutout in 28 games vs. the Red Wings and second all-time at Detroit including regular season play (last: Mar. 30, 1997; 1-0 OT)...**Ryan Getzlaf** led all skaters with 1-1=2 points, including his second career SHG at 6:33 of the third period...**Nick Bonino** opened the scoring with a PPG at 15:29 of the second period, his second of the playoffs...less than two minutes after the Getzlaf SHG, **Emerson Etem** earned the first of his NHL career, becoming the 11th rookie to collect his first NHL playoff goal in a Ducks uniform...**Matt Beleskey** rounded out the scoring with a PPG at 13:34 of the third...**Teemu Selanne**, **Bobby Ryan**, **Corey Perry** and **Saku Koivu** each picked up single assists in the winning effort...**Jonas Hiller** turned away all 23 shots faced for his third career postseason shutout.

PP: 2-6 PK: 0-6 SF: 29 SA: 23

TOI: Beauchemin (24:24)

Three Stars: 1. Getzlaf 2. Hiller 3. Etem

GAME 4 (MAY 6, 2013) - ANAHEIM 2 @ DETROIT 3 OT

The Ducks held the Red Wings scoreless through 41 minutes of play, but Detroit answered the call twice in the third period and eventually scored the game-winner in overtime to bring the series to a 2-2 tie...**Matt Beleskey** scored his second goal of the postseason at 5:07 of the first period...**Andrew Cogliano** picked up his first career playoff point on the goal...after Detroit's **Brendan Smith** ended the club's shutout streak of 101:18 at 1:18 of the third, **David Steckel** scored his first of the 2013 playoffs at 10:40 of the third with helpers from **Kyle Palmieri** and **Emerson Etem**...**Pavel Datsyuk** scored the game-tying goal at 13:27 of the third and **Damien Brunner** scored the OT-winner at 15:10 into the extra frame...**Jonas Hiller** made 46 saves in the contest, the second-most of his playoff career.

PP: 0-3 PK: 0-1 SF: 33 SA: 49

TOI: Beauchemin (26:53)

Three Stars: 1. Brunner 2. Datsyuk 3. Howard

GAME 5 (MAY 8, 2013) - ANAHEIM 3 VS. DETROIT 2 OT

The Ducks took a 3-2 series lead with a dramatic 3-2 overtime win in Game 5 at Honda Center...the club remained in the game by scoring the tying goal twice in the contest to force overtime...**Nick Bonino** went on to score his first career OT goal just 1:54 into the extra frame...**Ben Lovejoy** picked up the lone assist on the winning goal...**Kyle Palmieri** notched his second of the postseason at 17:41 of the first to tie the game at 1-1...**David Steckel** collected his first assist of the postseason on the goal...with Detroit scoring the go-ahead goal at 10:08 of the second (M. Samuelsson), **Ryan Getzlaf** scored on the power play at 19:28 of the second to tie the game again and eventually force overtime...**Francois Beauchemin** and **Sheldon Souray** provided the helpers...**Jonas Hiller** won his 10th career postseason contest (ranking second all-time in franchise wins), stopping 29-of-31 shots.

PP: 1-3 PK: 1-3 SF: 34 SA: 31

TOI: Beauchemin (25:18)

Three Stars: 1. Bonino 2. Getzlaf 3. Hiller

GAME 6 (MAY 10, 2013) - ANAHEIM 3 @ DETROIT 4 OT

With the fourth contest of the series requiring an OT sudden death, the Ducks forced the extra session by scoring two goals 51 seconds apart with three-and-a-half minutes remaining in regulation but Detroit's **Henrik Zetterberg** scored 1:04 into OT to force Game 7...with a Pavel Datsyuk goal near the end of the first period (18:48), **Kyle Palmieri** answered the call, scoring his third goal of the playoffs at 11:31 of the second (**Emerson Etem** assist)...falling behind 3-1 in the third, **Etem** (unassisted) and **Bobby Ryan** (**Corey Perry**, **Francois Beauchemin**) scored goals 51 seconds apart to tie the game (16:32 and 17:23, respectively)...**Jonas Hiller** made 25 saves on 29 shots in the OT loss.

PP: 0-0 PK: 1-3 SF: 37 SA: 29

TOI: Lovejoy (22:32)

Three Stars: 1. Zetterberg 2. Howard 3. Hiller

GAME 7 (MAY 12, 2013) - ANAHEIM 2 VS. DETROIT 3

The Ducks failed to advance to the Conference Semifinals following a 3-2 regulation loss at Honda Center in Game 7 of the CQF...after falling behind early on a **Henrik Zetterberg** goal at 1:49 of the first, **Emerson Etem** evened the score with his third goal of the playoffs at 13:48 of the opening frame...**Francois Beauchemin** and **Jonas Hiller** assisted on the goal...the Ducks, who gave up a shorthanded goal at 16:37 of the first (**Justin Abdelkader**) and an even-strength goal at 13:45 of the second (**Valtteri Filppula**), clawed back to within one with a **Beauchemin** PPG with 3:17 remaining in regulation...**Beauchemin**'s multi-point night tied his playoff career high (seventh time)...**Ryan Getzlaf** and **Cam Fowler** earned the assists on the goal...**Jonas Hiller** made 29 saves on 32 shots in the elimination contest.

PP: 1-4 PK: 0-2 SF: 33 SA: 32

TOI: Fowler (26:36)

Three Stars: 1. Zetterberg 2. Etem 3. Fowler

2011 DUCKS PLAYOFF STATS

			AVG												
POS	NO.	PLAYER	GP	TOI	G	A	PTS	+/-	PIM	PP	SH	GW	S	PCTG	
R	10	COREY PERRY	6	25:15	2	6	8	0	4	1	1	1	18	11.1	
R	8	TEEMU SELANNE	6	18:58	6	1	7	-3	12	4	0	0	25	24.0	
C	11	SAKU KOIVU	6	18:19	1	6	7	-2	6	0	0	0	7	14.3	
C	15	RYAN GETZLAF	6	24:01	2	4	6	0	9	0	0	1	17	11.8	
R	9	BOBBY RYAN	4	20:29	3	1	4	+2	2	0	0	0	10	30.0	
LW	33	JASON BLAKE	6	13:45	3	1	4	-3	0	2	0	0	17	17.6	
D	4	CAM FOWLER	6	22:13	1	3	4	+1	2	1	0	0	12	8.3	
D	17	LUBOMIR VISNOVSKY	6	21:21	0	3	3	-2	2	0	0	0	11	0.0	
C	64	BRANDON MCMILLAN	6	13:08	1	1	2	0	0	0	0	0	8	12.5	
D	23	FRANCOIS BEAUCHEMIN	6	23:32	0	2	2	+1	2	0	0	0	2	0.0	
L	39	MATT BELESKEY	6	11:14	1	0	1	-1	4	0	0	0	8	12.5	
D	5	LUCA SBISA	6	16:29	0	1	1	-4	8	0	0	0	2	0.0	
C	22	TODD MARCHANT	6	14:22	0	1	1	-3	4	0	0	0	4	0.0	
D	32	TONI LYDMAN	6	20:09	0	0	0	-2	2	0	0	0	5	0.0	
R	16	GEORGE PARROS	6	4:06	0	0	0	-1	16	0	0	0	3	0.0	
D	21	SHELDON BROOKBANK	4	14:35	0	0	0	-2	14	0	0	0	2	0.0	
C	63	NICK BONINO	4	11:36	0	0	0	-1	2	0	0	0	7	0.0	
D	3	ANDREAS LJLJA	3	11:02	0	0	0	0	0	0	0	0	0	0.0	
L	37	JARKKO RUUTU	3	5:31	0	0	0	-1	12	0	0	0	0	0.0	
L	19	BRAD WINCHESTER	3	5:24	0	0	0	0	4	0	0	0	2	0.0	
RW	51	KYLE PALMIERI	1	10:07	0	0	0	0	0	0	0	0	1	0.0	
RW	42	DAN SEXTON	1	8:47	0	0	0	0	2	0	0	0	2	0.0	
D	25	ANDY SUTTON	1	8:18	0	0	0	0	2	0	0	0	0	0.0	
SW# GOALTENDER			GPI	MINS	AVG	W	L	EN	SO	GA	SA	SV%	G	A	PIM
29	RAY EMERY		6	319	3.20	2	3	1	0	17	165	.897	0	0	0
38	DAN ELLIS		1	41	5.85	0	1	0	0	4	24	.833	0	0	0
ANA GOALTENDING TOTALS			6	362	3.65	2	4	1	0	22	190	.884	0	0	0

The Anaheim Ducks wrapped up the 2010-11 regular season with a 47-30-5 record for 99 points, finishing second in the Pacific Division...the Ducks earned the Western Conference's fourth seed for the third time in franchise history (also 2008 and 1997) and faced the Nashville Predators for the first time in the Stanley Cup Playoffs... Anaheim and Nashville split the first two games at Honda Center as well as Games 3 and 4 at Bridgestone Arena...as the series shifted back to Anaheim, the Predators secured a come-from-behind overtime win in Game 5 and went on to close out the series in Game 6 at Bridgestone Arena...**Teemu Selanne** scored six goals in as many games, matching the club record for most goals in a playoff series (also Joffrey Lupul, 2006 CSF vs. Colorado)...following the series finale on Apr. 24, Selanne led all playoff skaters in goal scoring and tied for first in power play goals (4) while **Corey Perry** was tied for the league lead in points (2-6=8)...Selanne (6-1=7) and linemate **Saku Koivu** (1-6=7) were also tied for third among NHL postseason leaders in scoring...Selanne and Koivu had points in all six games of the series, the longest point streaks in the opening round of the playoffs...Teemu also recorded a four-game goal streak in Games 1-4, the longest such streak of the Conference Quarterfinals.

2011 DUCKS PLAYOFF NOTES



WESTERN CONFERENCE QUARTERFINALS

GAME 1 (APRIL 13, 2011) - ANAHEIM 1 VS. NASHVILLE 4

The Anaheim Ducks opened their 18th Stanley Cup Playoff series in franchise history with a 4-1 loss to the Nashville Predators in Game 1 of the Western Conference Quarterfinals at Honda Center...Nashville jumped out to a four-goal lead before **Teemu Selanne** scored Anaheim's first goal of the 2011 playoffs at 11:24 of the third period...**Saku Koivu** collected his first playoff point as a Duck (assist) while **Ryan Getzlaf** earned his 32nd career postseason assist on the Selanne tally...**Dan Ellis** took the loss in his first playoff start for Anaheim, stopping 20-of-24 shots...**Ray Emery** relieved Ellis in the third and closed out the game by turning away all six shots faced.

PP: 1-5 PK: 1-5 SF: 28 SA: 30

TOT: Beauchemin (23:47)

Three Stars: 1. Fisher 2. Rinne 3. Koivu

GAME 2 (APRIL 15, 2011) - ANAHEIM 5 VS. NASHVILLE 3

The Ducks evened the series at a game apiece, jumping out to an early lead with two power play goals in the first period...taking advantage of a 5-on-3 situation, the Ducks scored two goals (one 5-on-3, one 5-on-4), the first by **Corey Perry** and the second by **Teemu Selanne**...**Bobby Ryan** scored the club's third goal at 7:12 of the second period and added an empty-netter with 53 seconds left in the contest...**Ryan Getzlaf** scored the game-winner at 15:57 of the second, his fifth career postseason GWG, ranking tied for second all-time among Ducks players (also Scott Niedermayer)...**Ryan** (2-0=2), **Perry** (1-2=3), **Getzlaf** (1-2=3), **Cam Fowler** (0-2=2) and **Francois Beauchemin** (0-2=2) all had multi-point games...**Saku Koivu** and **Lubomir Visnovsky** each picked up single assists...in his first postseason start since June 6, 2007 with Ottawa in the Stanley Cup Final, **Ray Emery** stopped 31-of-34 shots in the win.

PP: 2-5 PK: 2-6 SF: 28 SA: 34

TOT: Beauchemin (26:05)

Three Stars: 1. Getzlaf 2. Emery 3. Ryan

GAME 3 (APRIL 17, 2011) - ANAHEIM 3 @ NASHVILLE 4

The Ducks battled back from a 2-0 deficit late in the second period, but their efforts fell short, falling to the Predators, 4-3 at Bridgestone Arena...**Teemu Selanne** scored goals exactly 30 seconds apart at 18:10 (PP) and 18:40 (EV) of the second period to tie the game...it was the fastest two goals by an individual in a postseason game since Petr Nedved scored twice in 11 seconds for the Penguins against the Capitals exactly 15 years prior to Game 3 on Apr. 17, 1996...it was Selanne's first multi-goal game since May 1, 2002 with San Jose in Game 1 of the CSF @ COL (2-0=2)...after David Legwand scored the go-ahead goal for Nashville, the Ducks answered back on **Matt Beleskey's** first career postseason tally at 6:48 of the third...Mike Fisher scored the game-winner at 10:21 of the third...Selanne extended his goal streak to three games (4-0=4) and became the Ducks' all-time postseason leader in appearances in the contest (74 GP)...**Corey Perry** had his second straight multi-point game (0-2=2) while **Saku Koivu** extended his assist streak to three games (0-3=3)...**Ray Emery** stopped 33-of-37 shots in the loss.

PP: 1-2 PK: 1-6 SF: 16 SA: 37

TOT: Perry (25:34)

Three Stars: 1. Fisher 2. Selanne 3. Erat

GAME 4 (APRIL 20, 2011) - ANAHEIM 6 @ NASHVILLE 3

Going into the third period with the game tied at 3-3, the Ducks' offense exploded for three goals in the final frame, winning Game 4 of the series by a score of 6-3...the club's six goals tied the franchise record for goals in a postseason game (also six goals on May 25, 2006 in Game 4 of the WCF @ EDM (6-3) & on June 6, 2007 in Game 5 of the SCF vs. OTT (6-2))...**Corey Perry's** shorthanded goal, first postseason career SHG, at 1:17 of the third served as the game-winner...the Ducks jumped out to an early lead with goals 33 seconds apart in the first period by **Cam Fowler** (PP) and **Saku Koivu** (EV)...Nashville answered with two goals of their own, but **Teemu Selanne** scored a goal in his fourth straight game on the power play to give the Ducks another one-goal edge at 11:41 of the second...the Predators scored again just over two minutes later to make it 3-3...after Perry's SHG, **Ryan Getzlaf** (EV) and **Brandon McMillan** (EV) scored insurance goals at 4:51 and 6:46 of the third, respectively...**Perry** (1-2=3), **Fowler** (1-1=2), **Getzlaf** (1-1=2) and **McMillan** (1-1=2) each had multi-point nights, with **McMillan's** serving as the first two points of his postseason career...**Lubomir Visnovsky**, **Todd Marchant** and **Jason Blake** each recorded single assists...**Ray Emery** stopped 19-of-22 shots for his 20th career postseason win.

PP: 2-6 PK: 1-5 SF: 38 SA: 22

TOT: Perry (26:49)

Three Stars: 1. Perry 2. Getzlaf 3. Fowler

GAME 5 (APRIL 22, 2011) - ANAHEIM 3 VS. NASHVILLE 4 OT

The Ducks were unable to hold a 3-2 lead in the third period, and with just over 36 seconds remaining in regulation, the Predators tied the game and went on to win in OT on Jerred Smithson's goal...after Nashville jumped out to a 1-0 lead in the first, **Jason Blake** responded with a PPG at 13:39 of the second period...**Bobby Ryan** made it 2-1 with a highlight-reel goal just 40 seconds into the third...after Nashville tied it up, Blake scored again at 14:16 of the third, his second career multi-goal game (also Apr. 10, 2004 w/NYI @ TB in Game 2 of the CQF)...Shea Weber tied it for the Predators with 36 seconds remaining in regulation...**Teemu Selanne** (5-1=6) and **Saku Koivu** (1-5=6) both extended their point streaks to five games, with Selanne picking up one assist and Koivu earning two...**Luca Sbisa** earned his first postseason assist on Blake's first goal...**Ray Emery** stopped 33-of-37 shots in the loss.

PP: 1-2 PK: 0-2 SF: 26 SA: 37

TOT: Perry (26:49)

Three Stars: 1. Smithson 2. Blake 3. Ryan

GAME 6 (APRIL 24, 2011) - ANAHEIM 2 @ NASHVILLE 4

The Ducks were eliminated from the 2011 NHL Playoffs with a 4-2 loss to the Predators in Game 6 of the CQF at Bridgestone Arena...for the first time in the series, the team scoring first did not go on to win as **Teemu Selanne** scored at 10:22 of the first period...the goal was Selanne's sixth of the series to match a club record (also Joffrey Lupul vs. Colorado in 2006 CSF)...**Jason Blake** also scored his third of the playoffs to even the score at 2:22 late in the second period...Nashville would go on to score twice in the third to hand Anaheim its third opening-round playoff loss in franchise history...**Bobby Ryan**, **Saku Koivu** and **Lubomir Visnovsky** all picked up single assists on the Selanne and Blake goals...**Ray Emery** turned away 26-of-29 shots in the decisive setback.

PP: 1-2 PK: 1-4 SF: 27 SA: 30

TOT: Getzlaf (27:22)

Three Stars: 1. Spaling 2. Tootoo 3. Rinne

2009 DUCKS PLAYOFF STATS

			AVG												
POS	NO.	PLAYER	GP	TOI	G	A	PTS	+/-	PIM	PP	SH	GW	OT	S	PCTG
C	15	RYAN GETZLAF	13	24:08	4	14	18	3	25	1	0	0	0	25	16.0
R	10	COREY PERRY	13	21:59	8	6	14	2	36	2	0	1	0	41	19.5
D	27	SCOTT NIEDERMAYER	13	26:17	3	7	10	0	11	3	0	2	0	32	9.4
D	25	CHRIS PRONGER	13	27:12	2	8	10	4	12	1	0	0	0	27	7.4
R	9	BOBBY RYAN	13	19:40	5	2	7	0	0	2	0	1	0	49	10.2
R	8	TEEMU SELANNE	13	15:08	4	2	6	-2	4	2	0	1	0	31	12.9
D	19	RYAN WHITNEY	13	21:33	1	5	6	-1	9	1	0	0	0	9	11.1
C	20	RYAN CARTER	10	12:14	2	3	5	0	0	1	0	0	0	18	11.1
L	18	DREW MILLER	13	16:08	2	1	3	1	2	0	0	1	0	23	8.7
D	34	JAMES WISNIEWSKI	12	20:22	1	2	3	0	10	0	0	0	0	16	6.3
C	48	ANDREW EBBETT	13	13:11	1	2	3	-1	8	0	0	0	0	16	6.3
L	44	ROB NIEDERMAYER	13	16:13	0	3	3	1	12	0	0	0	0	7	.0
C	22	TODD MARCHANT	13	19:55	1	1	2	0	16	0	0	1	1	18	5.6
C	26	ERIK CHRISTENSEN	8	10:37	0	2	2	-1	0	0	0	0	0	10	.0
R	13	MIKE BROWN	13	8:27	0	2	2	0	25	0	0	0	0	6	.0
D	23	FRANCOIS BEAUCHEMIN	13	21:24	1	0	1	1	15	0	0	0	0	9	11.1
G	35	JEAN-SEBASTIEN GIGUERE	1	16:49	0	0	0	0	0	0	0	0	0	0	.0
D	53	BRETT FESTERLING	1	14:34	0	0	0	-1	0	0	0	0	0	0	.0
L	12	JOSH GREEN	5	5:53	0	0	0	0	0	0	0	0	0	2	.0
R	16	GEORGE PARROS	7	5:32	0	0	0	0	9	0	0	0	0	5	.0
C	17	PETTERI NOKELAINEN	9	8:42	0	0	0	-1	2	0	0	0	0	2	.0
D	21	SHELDON BROOKBANK	13	11:12	0	0	0	-1	18	0	0	0	0	3	.0
G	1	JONAS HILLER	13	62:03	0	0	0	0	0	0	0	0	0	0	.0
SW#	GOALTENDER		GPI	MINS	AVG	W	L	EN	SO	GA	SA	SV%	G	A	PIM
35	JEAN-SEBASTIEN GIGUERE		1	17	.00	0	0	1	0	0	6	1.000	0	0	0
1	JONAS HILLER		13	807	2.23	7	6	1	2	30	524	.943	0	0	0
ANA GOALTENDING TOTALS			13	827	2.32	7	6	2	2	32	532	.940	0	0	0

The Anaheim Ducks earned their franchise-record fourth consecutive trip to the Stanley Cup Playoffs in 2008-09, finishing second in the Pacific Division and eighth in the Western Conference with a 42-33-7 record for 91 points. The Ducks opened the postseason against the NHL's top team in the regular season, the San Jose Sharks. The series marked just the second NHL playoff meeting between two California teams and the first since the 1969 Western Conference Quarterfinals when the Los Angeles Kings beat the Oakland Seals in seven games. With a 4-2 series win over San Jose, the Ducks became the fifth team to upset the NHL's best regular season team (by standings points) in the first round since the Expansion Era began (1967-68). The Ducks were also just the 11th team in NHL history to defeat a team who earned 110-or-more standings points during the regular season in the first round. With the series victory, Anaheim advanced to the second round to face Detroit for the fifth time in franchise history. The Ducks stretched the Western Conference Semifinals to seven games before falling short in Game 7 at Detroit. Center **Ryan Getzlaf** led the team in postseason scoring with 4-14=18 points while goaltender **Jonas Hiller** posted a 7-6 record with two shutouts, a 2.23 GAA and .943 SV% in his Stanley Cup Playoff debut.

2009 PLAYOFF NOTES



WESTERN CONFERENCE QUARTERFINALS

GAME 1 (APRIL 16, 2009) - ANAHEIM 2 @ SAN JOSE 0

The Ducks were able to shut down the Sharks' potent power play (stopping all six attempts) and scored an extra-man marker of their own en route to 2-0 shutout in Game 1...it was the club's first postseason shutout since May 30, 2007 in Game 2 of the Stanley Cup Final vs. Ottawa (1-0)...it was also the club's first road shutout in the Stanley Cup Playoffs since May 3, 2006 in the series deciding Game 7 of the Conference Quarterfinal Series at Calgary (3-0)...defenseman **Scott Niedermayer** broke the scoreless tie at 5:18 of the third period on the club's third power play attempt of the game...center **Ryan Getzlaf** and defenseman **Ryan Whitney** (first playoff point as a Duck) picked up the assists...it was Niedermayer's seventh career postseason game-winning goal and his fourth with Anaheim...after coming out of the penalty box for elbowing, Getzlaf scored a goal on a pass from right wing **Mike Brown** to provide an insurance goal for the Ducks, making the score 2-0...it was Brown's first career postseason point...in his Stanley Cup Playoffs debut, goaltender **Jonas Hiller** stopped all 35 shots he faced for the shutout...he was first goalie in over five years to post a shutout in his postseason debut.

PP: 1-4 PK: 0-6 SF: 35 SA: 17
TOI: S. Niedermayer (24:42)
Three Stars: 1. Hiller 2. Getzlaf 3. Marchant

GAME 2 (APRIL 19, 2009) - ANAHEIM 3 @ SAN JOSE 2

The Ducks took a two games-to-none lead in their Western Conference Quarterfinal series against the San Jose Sharks with a 3-2 victory at HP Pavilion...with a six-for-six performance in Game 2, the Ducks improved to a perfect 12-for-12 on the penalty kill against the Sharks...all three Ducks goal scorers had begun the season in Iowa (AHL)...right wing **Bobby Ryan** opened the scoring at the 3:45 mark of the first period, beating Evgeni Nabokov with a second-attempt effort on the power play...after Ryan Clowe scored San Jose's first goal of the postseason early in the second, the Ducks reclaimed the lead on center **Andrew Ebbett's** go-ahead goal at 9:44 of the third...left wing **Drew Miller** collected the game-winner at 13:17 of the third, making a winner out of starting goaltender **Jonas Hiller**, who stopped 42-of-44 shots for his second consecutive win...six Ducks recorded single assists in the victory, including right wing **Teemu Selanne**, center **Erik Christensen**, left wing **Rob Niedermayer**, and defensemen **Scott Niedermayer**, **James Wisniewski** and **Ryan Whitney**.

PP: 1-2 PK: 0-6 SF: 26 SA: 44
TOI: S. Niedermayer (26:51)
Three Stars: 1. Hiller 2. Cheechoo 3. S. Niedermayer

GAME 3 (APRIL 21, 2009) - ANAHEIM 3 VS. SAN JOSE 4

The Western Conference Quarterfinal series shifted to Southern California for Game 3 but despite the change of location, the visiting team came away with the win for the third consecutive game...the San Jose Sharks earned their first win of the series with a 4-3 victory over the Ducks at Honda Center, reducing Anaheim's lead in the series to two games to one...San Jose opened the scoring early in the first for its first lead of the series and never trailed in the game...Anaheim tied the game on three separate occasions before Patrick Marleau scored the game-winning goal at 10:33 of the third...the final score marked the first career playoff loss for goaltender **Jonas Hiller**, who turned away 31-of-35 shots...right wing **Bobby Ryan** and defensemen **Chris Pronger** and **James Wisniewski** all scored their first goals of the 2009 playoffs while center **Ryan Getzlaf** and defenseman **Ryan Whitney** each earned an assist.

PP: 1-4 PK: 2-3 SF: 30 SA: 35
TOI: S. Niedermayer (26:21)
Three Stars: 1. Boyle 2. Pronger 3. Blake

GAME 4 (APRIL 23, 2009) - ANAHEIM 4 VS. SAN JOSE 0

Right wing **Bobby Ryan** became the second rookie in franchise history to score two goals in a playoff game while goaltender **Jonas Hiller** posted his second career postseason shutout as the Ducks blanked the Sharks, 4-0...the shutout marked the Ducks' first home shutout in the postseason since May 30, 2007 in Game 2 of the SCF vs. OTT...Ryan scored the Ducks' opening two goals of the game, with the first accounting for the game-winner...the only other Ducks rookie to score two goals in a playoff game was defenseman **Francois Beauchemin** in Game 3 of the CQF, Apr. 25, 2006 vs. CGY...Ryan's linemates, center **Ryan Getzlaf** (0-2=2) and **Corey Perry** (1-1=2) also had multiple-point nights...defenseman **Ryan Whitney** collected an assist on Ryan's first goal, extending his point streak to four consecutive games, which ended the NHL at the conclusion of the game...defenseman **Chris Pronger**, left wing **Rob Niedermayer** and center **Todd Marchant** each tallied a helper in the game...left wing **Drew Miller** scored his second career playoff goal, an empty-netter with 41 seconds remaining on the clock...Hiller was perfect in net, stopping all 31 shots he faced...the Ducks were also perfect on the penalty kill for the third game of the series.

PP: 0-4 PK: 0-2 SF: 26 SA: 31
TOI: C. Pronger (25:00)
Three Stars: 1. Ryan 2. Hiller 3. Wisniewski

GAME 5 (APRIL 25, 2009) - ANAHEIM 2 @ SAN JOSE 3 OT

The San Jose Sharks reduced the Ducks' Western Conference Quarterfinal series lead to one game with a 3-2 overtime victory in Game 5 at HP Pavilion, the first overtime contest of the series...holding true to form, the team to score first improved to 5-0 while the home team won its second straight after the visitors took the first three games of the series...the Sharks jumped out to a 2-0 lead with goals by Joe Thornton and Devin Setoguchi in the first and second periods, respectively...the Ducks responded with a two-goal third period to force overtime...center **Ryan Carter** got Anaheim on the scoreboard with his first career playoff goal (Nabokov) 55 seconds in the third before right wing **Corey Perry** tied the game with his second of the playoffs at 4:42 of the third...defenseman **Scott Niedermayer** (0-2=2) and centers **Ryan Getzlaf** (0-1=1) and **Andrew Ebbett** (0-1=1) drew assists on the third-period goals...the teams went scoreless through the remainder of regulation, pushing the game to OT...Patrick Marleau held off elimination for the Sharks with his game-winner at 6:02 of OT...in a tough-luck loss, goaltender **Jonas Hiller** stopped 45-of-48 shots in his first career postseason overtime game.

PP: 0-3 PK: 1-3 SF: 25 SA: 48
TOI: R. Whitney (28:11)
Three Stars: 1. Marleau 2. Thornton 3. S. Niedermayer

GAME 6 (APRIL 27, 2009) - ANAHEIM 4 VS. SAN JOSE 1

The Ducks broke a scoreless tie at 13:03 of the second period, followed by two more unanswered goals to defeat the Sharks in Game 6 of the CQF and advance to the CSF...right wing **Corey Perry** put the Ducks on the board with a power play goal to tie the game at 12:33 of the first period...right wing **Teemu Selanne** scored a power play goal at 13:03 of the second, which would prove to be the game-winner...it was the 10th postseason game-winner of his career and first since May 20, 2007 in Game 5 of the WCFF at Detroit...defenseman **Francois Beauchemin** scored his first goal of the postseason just 1:23 after Selanne's marker...center **Ryan Getzlaf** scored at 17:06 of the third to add another insurance goal...Getzlaf completed the "Gordie Howe hat trick," collecting an assist on Perry's goal while also squaring off against San Jose center Joe Thornton just two seconds into the contest...defenseman **Chris Pronger** added two assists while defenseman **Scott Niedermayer**, centers **Mike Brown** and **Ryan Carter** and left wingers **Rob Niedermayer** and **Drew Miller** each notched a single assist...the Ducks scored on the power play for the fourth game in the series...goaltender **Jonas Hiller** won his fourth career postseason game, stopping 36-of-37 shots.

PP: 2-5 PK: 1-4 SF: 32 SA: 37
TOI: S. Niedermayer (27:59)
Three Stars: 1. Hiller 2. Pronger 3. S. Niedermayer

2009 PLAYOFF NOTES

WESTERN CONFERENCE SEMIFINALS

GAME 1 (MAY 1, 2009) - ANAHEIM 2 @ DETROIT 3

Detroit's Nicklas Lidstrom scored the second of his two goals with just 49 seconds remaining in the game, breaking the 2-2 tie and giving the Red Wings a 3-2 win and 1-0 series lead at Joe Louis Arena...the loss moved Anaheim's lifetime postseason record in Detroit to 4-6...right wing **Corey Perry** gave the Ducks an early one-goal lead, putting the club on the board at 7:28 of the first period...Perry extended his goal streak to four games...following two Detroit goals, right wing **Teemu Selanne** scored a power play goal for the Ducks with just 17 seconds remaining in the second, sending the two clubs into the dressing room with a 2-2 tie at intermission...in his 50th career postseason contest, center **Ryan Getzlaf** collected assists on both Anaheim goals, extending his assist streak to five games...he also led the club in TOI with 27:55...defenseman **Chris Pronger** also registered assists on both the Perry and Selanne goals...goaltender **Jonas Hiller** was handed the tough-luck loss, stopping 34-of-37 shots on net.

PP: 1-3 PK: 2-6 SF: 24 SA: 37

TOI: R. Getzlaf (27:55)

Three Stars: 1. Lidstrom 2. Franzen 3. Getzlaf

GAME 2 (MAY 3, 2009) - ANAHEIM 4 @ DETROIT 3 TOT

Center **Todd Marchant** broke a 3-3 tie in the third overtime period to propel the Ducks to a 4-3 victory over the Red Wings at Joe Louis Arena in Game 2 of the Western Conference Semifinals...Marchant's second career playoff overtime goal evened the series at a game apiece as Anaheim won its fifth consecutive overtime game against Detroit...the contest marked the longest game for Anaheim since Game 1 of the CSF at Dallas on Apr. 24, 2003 (W, 4-3 in 5 OT) and third triple overtime game against the Red Wings...goaltender **Jonas Hiller** stopped 59-of-62 shots, marking the most saves by an Anaheim netminder since J.S. Giguere made 63 stops in Game 1 of the CQF on Apr. 10, 2003 at Detroit...the game opened with Anaheim and Detroit scoring twice in the first period as center **Ryan Getzlaf** and defenseman **Chris Pronger** netted goals for the Ducks...center **Ryan Carter** gave Anaheim a 3-2 lead with a power play goal at 4:42 of the second before Detroit forced overtime with Johan Franzen's game-tying goal at 5:19 of the third...after two scoreless overtime periods, Marchant ended the drama at 1:15 of the third extra frame, the lone assist going to defenseman **James Wisniewski**...Getzlaf led all skaters with 1-2-3 points while right wing **Corey Perry** recorded the only other multiple-point game with a pair of assists (0-2=2)...defenseman **Scott Niedermayer** (0-1=1) and right wing **Bobby Ryan** (0-1=1) also earned assists in the victory...Pronger paced all skaters with 46:21 TOI.

PP: 2-4 PK: 1-3 SF: 46 SA: 62

TOI: C. Pronger (46:21)

Three Stars: 1. Hiller 2. Franzen 3. Pronger

GAME 3 (MAY 5, 2009) - ANAHEIM 2 VS. DETROIT 1

Returning to Honda Center for Game 3 of the Western Conference Semifinals, the Ducks edged the Red Wings, 2-1, to take a 2-1 lead in the best-of-7 series...goaltender **Jonas Hiller** turned in another strong playoff performance, stopping 45-of-46 shots for his second consecutive win and sixth of the playoffs...Hiller faced 11 shots in the first period, 17 in the second and 18 in the third, allowing only a Henrik Zetterberg power play goal at 14:20 of the middle frame...right wing **Teemu Selanne** opened the scoring at 12:49 of the first, converting on a breakaway pass from center **Ryan Carter**, who collected his second assist of the playoffs...defenseman **Scott Niedermayer**'s power play goal at 8:16 of the second marked his eighth career playoff game-winner, tied for second all-time among defensemen in the postseason...center **Ryan Getzlaf** and defenseman **Chris Pronger** drew assists on the Niedermayer goal.

PP: 1-4 PK: 1-5 SF: 23 SA: 46

TOI: C. Pronger (26:55)

Three Stars: 1. Hiller 2. Pronger 3. Zetterberg

GAME 4 (MAY 7, 2009) - ANAHEIM 4 VS. DETROIT 6

Fueled by two-goal outings from center Johan Franzen and right wing Marian Hossa, the Red Wings defeated the Ducks, 6-3, at Honda Center to even the Western Conference Semifinals at two games apiece...Anaheim right wing **Corey Perry** opened the scoring at 0:42 of the first period, tying a franchise postseason record for the fastest goal scored to start a game (Petr Sykora scored 42 seconds into Game 5 of the 2003 Stanley Cup Final, June 5, 2003 at New Jersey)...Franzen scored twice in the latter half of the period as Detroit would not trail for the remainder of the night...Perry, who scored his second goal of the game at 11:03 of the second period, finished with a playoff career-high 2-1=3 points and his first career postseason multiple-goal game...defenseman **Scott Niedermayer** also scored for Anaheim at 10:03 of the third, marking his team-leading third power play goal of the playoffs...center **Ryan Getzlaf** (0-2=2) had a pair of assists and defenseman **Chris Pronger** (0-1=1) added a single helper in the setback...goaltender **Jonas Hiller** turned away 28-of-33 shots before being relieved by **J.S. Giguere**, who stopped all six shots in his 2009 playoff debut...the game drew a club-record 17,601 fans, besting the previous mark of 17,597 set on Jan. 2, 2009 vs. Philadelphia.

PP: 1-3 PK: 1-5 SF: 28 SA: 40

TOI: S. Niedermayer (24:59)

Three Stars: 1. Franzen 2. Hossa 3. Perry

GAME 5 (MAY 10, 2009) - ANAHEIM 1 @ DETROIT 4

With a 4-1 defeat in Game 5 of the Western Conference Semifinals at Joe Louis Arena, the Ducks lost their second consecutive game to the Red Wings to fall behind in the best-of-7 series three games to two...after a scoreless first period, Detroit erupted for two goals 39 seconds apart in the second courtesy of Johan Franzen and Jiri Hrdlic...at 15:57 of the second, defenseman **Ryan Whitney** scored his first goal as a Duck on the power play to bring Anaheim back to within one of Detroit...centers **Eric Christensen** and **Andrew Ebbett** drew assists on Whitney's goal...the Ducks would not find the back of the net again despite several quality scoring chances against Detroit netminder Chris Osgood...Anaheim goaltender **Jonas Hiller** stopped 34-of-37 shots, including 15 in the second, in the tough-luck loss...the Ducks went a perfect three-for-three on the penalty kill for the first time in the series.

PP: 1-3 PK: 0-3 SF: 17 SA: 38

TOI: C. Pronger (26:30)

Three Stars: 1. Zetterberg 2. Ericsson 3. Datsyuk

GAME 6 (MAY 12, 2009) - ANAHEIM 2 VS. DETROIT 1

The Ducks forced the series to a decisive Game 7 with a 2-1 victory at Honda Center...top-liners **Ryan Getzlaf** and **Corey Perry** figured in on each of the goals...on the first goal, Getzlaf tipped in the puck off a deflection from Perry on the power play...on the second goal, Perry tipped the puck in the net off a shot by Getzlaf from the blueline...defenseman **Scott Niedermayer** also registered an assist on the Getzlaf goal while right wing **Bobby Ryan** notched a helper on Perry's game-winner...it was Perry's second career GWG (also in Game 3 of the CSF, Apr. 29, 2007 @ VAN) and the first of 2009...the club held the Red Wings scoreless for 56:25 until Detroit's Johan Franzen scored a goal at 17:35 of the third period on the power play...**Jonas Hiller** stopped 38-of-39 shots for his fifth game of the postseason in which he allowed one goal-or-less...the Ducks improved their lifetime Game 6 record to 7-1 and a perfect 6-0 at home.

PP: 1-5 PK: 1-4 SF: 28 SA: 39

TOI: C. Pronger (26:36)

Three Stars: 1. Hiller 2. Getzlaf 3. S. Niedermayer

GAME 7 (MAY 14, 2009) - ANAHEIM 3 @ DETROIT 4

Detroit's Dan Cleary scored the game- and series-winning goal with three minutes left in regulation as the Ducks were eliminated from the Stanley Cup Playoffs with a 4-3 loss to the Red Wings in Game 7 of the CSF at Joe Louis Arena...Anaheim rallied from 2-0 and 3-1 deficits with goals from right wings **Teemu Selanne**, **Corey Perry** and **Bobby Ryan**...Ryan's goal at the 7:37 mark of the third period tied the game at 3-3, erasing a Detroit lead that had stood since 15:53 of the first...goaltender **Jonas Hiller** was once again strong in net for the Ducks with 36 saves on 40 shots, including 17 in the first period...Perry, Selanne, center **Ryan Carter** and defensemen **Scott Niedermayer**, **Chris Pronger** and **Ryan Whitney** all drew single assists in the setback, Anaheim's third Game 7 defeat in franchise history.

PP: 1-5 PK: 1-5 SF: 27 SA: 40

TOI: C. Pronger (28:23)

Three Stars: 1. Cleary 2. Helm 3. Selanne

2008 DUCKS PLAYOFF STATS



POS	NO.	PLAYER	GP	AVG		G	A	PTS	+/-	PIM	PP	SH	GW	OT	S	PCTG
				TOI												
D	25	CHRIS PRONGER	6	24:13		2	3	5	-1	12	2	0	1	0	12	16.7
C	15	RYAN GETZLAF	6	20:29		2	3	5	-2	6	1	0	0	0	14	14.3
R	8	TEEMU SELANNE	6	19:34		2	2	4	-1	6	2	0	1	0	20	10.0
R	10	COREY PERRY	3	14:54		2	1	3	1	8	0	0	0	0	7	28.6
C	22	TODD MARCHANT	6	17:39		2	0	2	1	0	0	0	0	0	8	25.0
D	21	SEAN O'DONNELL	6	15:31		1	1	2	3	2	0	0	0	0	3	33.3
L	32	TRAVIS MOEN	6	14:08		1	1	2	-1	2	0	0	0	0	4	25.0
D	27	SCOTT NIEDERMAYER	6	24:24		0	2	2	-2	4	0	0	0	0	7	.0
R	4	TODD BERTUZZI	6	14:14		0	2	2	-2	14	0	0	0	0	11	.0
L	14	CHRIS KUNITZ	6	18:30		0	2	2	-2	8	0	0	0	0	14	.0
D	11	MATHEU SCHNEIDER	6	20:29		1	0	1	-3	8	0	0	0	0	7	14.3
C	39	DOUG WEIGHT	5	7:38		0	1	1	1	4	0	0	0	0	2	.0
G	35	JEAN-SEBASTIEN GIGUERE	6	59:38		0	1	1	0	0	0	0	0	0	0	.0
D	40	KENT HUSKINS	6	14:34		0	1	1	-3	2	0	0	0	0	2	.0
R	16	GEORGE PARROS	1	2:42		0	0	0	0	0	0	0	0	0	0	.0
C	44	ROB NIEDERMAYER	2	13:46		0	0	0	-1	0	0	0	0	0	1	.0
C	17	BRIAN SUTHERBY	5	5:28		0	0	0	0	2	0	0	0	0	3	.0
L	24	BRAD MAY	6	6:55		0	0	0	1	4	0	0	0	0	6	.0
C	26	SAMUEL PAHLSSON	6	18:18		0	0	0	1	0	0	0	0	0	5	.0
D	23	FRANCOIS BEAUCHEMIN	6	21:01		0	0	0	2	26	0	0	0	0	4	.0
C	20	*RYAN CARTER	6	11:02		0	0	0	-2	6	0	0	0	0	6	.0

SW#	GOALTENDER	GPI	MINS	AVG	W	L	EN	SO	GA	SA	SV%	G	A	PIM
35	JEAN-SEBASTIEN GIGUERE	6	358	3.18	2	4	1	0	19	187	.898	0	1	0
ANA GOALTENDING TOTALS		6	360	3.33	2	4	1	0	20	188	.894	0	1	0



2008 PLAYOFF NOTES

The Anaheim Ducks completed the 2007-08 regular season with a mark of 47-27-8 record for 102 points, finishing second in the Pacific Division and fourth in the Western Conference. The Ducks advanced to the NHL Playoffs for a franchise-record third consecutive season and faced the fifth-seed Dallas Stars for the second time in club postseason history. Holding home ice advantage, Anaheim lost Games 1 and 2 at Honda Center before earning its first win in Game 3 at American Airlines Center. A Game 4 loss in Dallas forced the Ducks into a must-win situation for the remainder of the series. Anaheim responded with a convincing victory in Game 5 before the 77th consecutive sellout at Honda Center but was eventually eliminated with a Game 6 loss in Dallas. It was just the second first-round exit in six NHL Playoffs for the Ducks and the first since the 1999 postseason. Center **Ryan Getzlaf** and defenseman **Chris Pronger** finished tied for the team scoring lead with 2-3=5 points each while right wing **Teemu Selanne** finished third with 2-2=4 points.

WESTERN CONFERENCE QUARTERFINALS

GAME 1 (APRIL 10, 2008) - ANAHEIM 0 VS. DALLAS 4

Special teams won the game for Dallas, scoring four power play goals as the Ducks fell to the Stars, 4-0, in Game 1 of the Western Conference Quarterfinals...Dallas forwards Steve Ott, Loui Eriksson, Jere Lehtinen and Brenden Morrow scored a power play goal each...Morrow also picked up two assists for a three-point game...both Mike Ribeiro and Stephane Robidas each earned two assists...Stars goaltender Marty Turco stopped all 23 Ducks shots...**J.S. Giguere** turned away 33-of-37 shots in the loss...**Bobby Ryan** made his NHL career postseason debut, recording one shot with 13:13 TOI...**Scott Niedermayer** had a game-high 24:45 TOI.

PP: 0-3 PK: 4-7 SF: 23 SA: 37
TOI: S. Niedermayer (24:45)
Three Stars: 1. Ribeiro 2. May 3. Turco

GAME 2 (APRIL 12, 2008) - ANAHEIM 2 VS. DALLAS 5

The Stars jumped out to an early 2-0 lead, but the Ducks answered back as **Teemu Selanne** scored a power play goal at 3:41 of the first period...**Scott Niedermayer** and **Ryan Getzlaf** notched the assists on the Selanne goal...**Travis Moen** evened the score with an even-strength goal at 16:19 of the second with **Todd Bertuzzi** earning the single assist...the Ducks failed to capitalize on two early third-period power play attempts...Mike Modano scored the eventual game-winner for the Stars on the power play at 5:47 of the third...Brad Richards followed with another goal less than a minute later to extend the Stars lead to two goals...Loui Eriksson scored the Stars' fifth and final goal at 14:36 of the third...**J.S. Giguere** stopped 25-of-30 shots in the loss.

PP: 1-6 PK: 2-6 SF: 22 SA: 30
TOI: C. Pronger (25:02)
Three Stars: 1. Richards 2. Getzlaf 3. Ribeiro

GAME 3 (APRIL 15, 2008) - ANAHEIM 4 @ DALLAS 2

The Ducks became contenders in the series, cutting the Stars' lead to two games to one with a 4-2 victory in Game 3 of the CQF...**Todd Marchant** opened the scoring for the Ducks with a goal at 6:39 of the first period for his first postseason goal since Game 3 of the WCF, May 23, 2006 at Edmonton...**Travis Moen** and **Chris Pronger** assisted on Marchant's goal...**Ryan Getzlaf** scored an unassisted goal, his first of the 2008 postseason, at 10:09 of the first...Pronger scored his first of two goals on the power play at 14:31 of the first, giving the Ducks a 3-0 lead...**Todd Bertuzzi** and **Doug Weight** each earned assists...Pronger pushed the score to 4-0 with another power play tally at 5:34 of the second...**Teemu Selanne** and Getzlaf provided the helpers...it was the first multi-goal game of Pronger's postseason career and tied the club record for points in a playoff game by a defenseman (also a career high)...in addition, his two goals tied a club record for most goals by a defenseman in a postseason contest...**J.S. Giguere** stopped 31-of-33 shots in the victory.

PP: 2-4 PK: 2-7 SF: 15 SA: 33
TOI: S. Niedermayer (26:56)
Three Stars: 1. Pronger 2. Morrow 3. Giguere

GAME 4 (APRIL 17, 2008) - ANAHEIM 1 @ DALLAS 3

All four of the game's goals were scored at even strength, as the Stars bested the Ducks, 3-1, in Game 4 of the CQF at American Airlines Center...after giving up a goal at 16:39 of the first period to Dallas' Joel Lundqvist, the score remained the same until 9:01 of the third period when Dallas' Stu Barnes put the Stars up, 2-0...Steve Ott added another Dallas goal at 17:17 of the third...**Mathieu Schneider** spoiled the Dallas shutout, scoring with 0:08 seconds remaining in the game...**Corey Perry**, returning for his first postseason contest after missing six weeks with a lacerated right quadriceps tendon, collected an assist on Schneider's goal...**Kent Huskins** also picked up an assist on the Ducks' lone goal, his second career postseason point...**J.S. Giguere** stopped 17-of-20 shots in the loss.

PP: 0-5 PK: 0-6 SF: 28 SA: 20
TOI: S. Niedermayer (25:32)
Three Stars: 1. Turco 2. Barnes 3. Modano

GAME 5 (APRIL 18, 2008) - ANAHEIM 5 VS. DALLAS 2

Anaheim extended the series to a sixth game with a 5-2 victory at Honda Center...**Corey Perry** scored his first goal of the postseason at 8:25 of the first period, with **Sean O'Donnell** collecting the assist...the Ducks' next two goals were scored on the power play, with **Ryan Getzlaf** scoring at 11:03 of the second and **Teemu Selanne** (GWG) scoring at 0:48 of the third...O'Donnell added an insurance goal at 12:05 of the third, his first goal in the postseason since Game 3 of the WCF, May 23, 2006 at Edmonton...he also established a career high for points in a postseason contest (11-1-2)...**Chris Pronger** and **Chris Kunitz** each had a two-assist night while Getzlaf and Selanne also collected single assists...**Todd Marchant** scored his second goal of the postseason with an empty-netter at 18:36 of the third...**J.S. Giguere** earned his second victory of the 2008 playoffs, stopping 40-of-42 shots...the Ducks were perfect on the penalty kill, going 7-for-7...the club scored two power play goals for the second time in the series.

PP: 2-3 PK: 0-7 SF: 42 SA: 32
TOI: C. Pronger (27:14)
Three Stars: 1. Giguere 2. Selanne 3. Ribeiro

GAME 6 (APRIL 20, 2008) - ANAHEIM 1 VS. DALLAS 4

The Ducks were eliminated from the 2008 NHL Playoffs with a 4-1 loss to the Stars in Game 6 of the CQF at American Airlines Center...**Corey Perry** opened the scoring with his second goal in as many games, successfully converting at the 2:11 mark of the second period...assistants went to **Scott Niedermayer** and **J.S. Giguere**, who collected his first playoff point since the 2003 postseason...Dallas clinched the series victory with four goals in the third period, including tallies from Stephane Robidas, Stu Barnes, Loui Eriksson and Mike Modano...Giguere finished with 22 saves on 26 shots...the setback marked Anaheim's first opening-round loss since 1999.

PP: 0-3 PK: 2-5 SF: 18 SA: 26
TOI: S. Niedermayer (25:23)
Three Stars: 1. Robidas 2. Morrow 3. Barnes

2007 DUCKS PLAYOFF STATS



POS	NO.	PLAYER	GP	AVG TOI	G	A	PTS	+/-	PIM	PP	SH	GW	OT	S	PCTG
C	15	RYAN GETZLAF	21	21:43	7	10	17	1	32	3	1	3	0	57	12.3
R	10	COREY PERRY	21	16:29	6	9	15	5	37	1	0	1	0	58	10.3
R	8	TEEMU SELANNE	21	19:07	5	10	15	1	10	0	0	2	1	60	8.3
D	25	CHRIS PRONGER	19	30:11	3	12	15	10	26	1	0	0	0	58	5.2
C	19	ANDY McDONALD	21	18:37	10	4	14	6	10	5	0	0	0	64	15.6
L	32	TRAVIS MOEN	21	17:18	7	5	12	5	22	0	0	3	1	34	20.6
C	26	SAMUEL PAHLSSON	21	19:25	3	9	12	10	20	0	0	2	0	30	10.0
D	27	SCOTT NIEDERMAYER	21	29:50	3	8	11	2	26	1	0	2	2	42	7.1
C	44	ROB NIEDERMAYER	21	18:34	5	5	10	9	39	0	1	1	0	42	11.9
D	23	FRANCOIS BEAUCHEMIN	20	30:33	4	4	8	2	16	4	0	0	0	58	6.9
R	17	*DUSTIN PENNER	21	14:04	3	5	8	4	2	0	0	2	0	37	8.1
L	14	CHRIS KUNITZ	13	17:47	1	5	6	1	19	0	0	0	0	28	3.6
C	22	TODD MARCHANT	11	15:44	0	3	3	1-	12	0	0	0	0	19	.0
D	5	RIC JACKMAN	7	6:04	1	1	2	2	2	1	0	0	0	2	50.0
D	21	SEAN O'DONNELL	21	20:20	0	2	2	8	10	0	0	0	0	13	.0
L	24	BRAD MAY	18	7:21	0	1	1	1-	28	0	0	0	0	14	.0
D	40	KENT HUSKINS	21	11:44	0	1	1	4	11	0	0	0	0	5	.0
C	13	MARK HARTIGAN	1	3:34	0	0	0	0	0	0	0	0	0	0	.0
D	34	*AARON ROME	1	11:01	0	0	0	2-	0	0	0	0	0	0	.0
R	46	JOE MOTZKO	3	3:54	0	0	0	0	2	0	0	0	0	2	.0
L	18	*ANDREW MILLER	3	6:59	0	0	0	1	2	0	0	0	0	3	.0
C	52	*RYAN CARTER	4	3:12	0	0	0	1-	0	0	0	0	0	0	.0
R	16	GEORGE PARROS	5	3:49	0	0	0	0	10	0	0	0	0	1	.0
G	30	ILYA BRYZGALOV	5	53:22	0	0	0	0	0	0	0	0	0	0	.0
R	38	*RYAN SHANNON	11	4:03	0	0	0	0	6	0	0	0	0	5	.0
L	45	SHAWN THORNTON	15	3:57	0	0	0	3-	19	0	0	0	0	5	.0
D	33	JOE DIPENTA	16	8:12	0	0	0	0	4	0	0	0	0	3	.0
G	35	J GIGUERE	18	59:16	0	0	0	0	0	0	0	0	0	0	.0

SW#	GOALTENDER	GPI	MINS	AVG	W	L	T	EN	SO	GA	SA	SV %	G	A	PIM
35	J GIGUERE	18	1067	1.97	13	4		0	1	35	451	.922	0	0	0
30	ILYA BRYZGALOV	5	267	2.25	3	1		0	0	10	128	.922	0	0	0
ANA GOALTENDING TOTALS		21	1341	2.01	16	5		0	1	45	579	.922			



2007 PLAYOFF NOTES

CUP IN CALIFORNIA:

By securing their first Stanley Cup championship in franchise history, the Anaheim Ducks also became the first team from California to win the Stanley Cup... their appearance in the Final marked just the fifth time since 1926 that a West Coast team competed for the Stanley Cup (also Vancouver (1982 & 1994), Los Angeles (1993) & Anaheim (2003))...the Ducks were the first West Coast team to win the Stanley Cup since the 1925 Victoria Cougars and the first U.S. team to win it since the 1917 Seattle Metropolitans.

KEEPING IT IN THE FAMILY:

Rob and **Scott Niedermayer** were the first set of brothers to win the Stanley Cup together since Brent and Duane Sutter won with the 1983 New York Islanders (they also won Cup with Islanders in 1982)...they were the first set of brothers to compete on the same team in the Stanley Cup Final since **Rich** and **Ron Sutter** played for the Philadelphia Flyers in the 1985 Final vs. the Edmonton Oilers (lost)...the Niedermayers were also the first brother combination on opposing clubs to appear in the Stanley Cup Final since 1946 when they met in the 2003 Stanley Cup Final.

YOUTH RAISE THE CUP:

The 2007 Champions had the largest contingency of players (11) in their first or second NHL year on one Stanley Cup roster...the 1986 Montreal Canadiens are the only team that comes close to the Ducks number of first or second year players on a Stanley Cup winning roster with 10...below is a list of Ducks that were in their first or second NHL season that played in at least one game with the club during their playoff run:

Ilya Bryzgalov
Francois Beauchemin
Ryan Carter
Ryan Getzlaf
Kent Huskins
Chris Kunitz

Drew Miller
Dustin Penner
Corey Perry
Aaron Rome
Ryan Shannon

FOUR SCORE:

The Ducks were the first team since the 1989 Calgary Flames to have one player or fewer to have previously won the Stanley Cup...Scott Niedermayer was the only Ducks player who has previously won the Cup with the 1995, 2000 and 2003 New Jersey Devils...the 1989 Flames entered the Stanley Cup Final without a single player who had previously won a Cup.

ROOKIES CHIP IN:

The Ducks had five rookie players on their roster who competed in at least three 2007 playoff games...the last Stanley Cup championship team to have more than five rookies compete in at least three playoff games during a postseason run were the 1986 Montreal Canadiens, who had eight...below is a list of the rookies on the Ducks Stanley Cup winning roster that competed in at least three playoff games in 2007:

Ryan Carter
Kent Huskins
Drew Miller
Dustin Penner
Ryan Shannon

WASTING LITTLE TIME:

The Anaheim Ducks secured the Stanley Cup in just 21 games...with the 1992 Pittsburgh Penguins, the Ducks were the 5th (tied) fastest run to winning the Stanley Cup in NHL history since the best-of-seven series was implemented in 1987.

Year	Team	Record	Win Percentage
1988	Edmonton Oilers	16-2	.889
1993	Montreal Canadiens	16-4	.800
1997	Detroit Red Wings	16-4	.800
1995	New Jersey Devils	16-4	.800
2007	Anaheim Ducks	16-5	.762
1992	Pittsburgh Penguins	16-5	.762

TOP FLIGHT OVER LAST FOUR YEARS:

The Ducks advanced to the Conference Finals for the third time in the last four NHL seasons...no other team has advanced to the Conference Finals more than once over that span (since 2003 playoffs)...the Sabres and Senators advanced to the Conference Finals for the second time in four years...the Ducks were the ONLY team in the NHL to advance to the Stanley Cup Final twice in the previous four years.

EASTERN CONFERENCE FINALS			WESTERN CONFERENCE FINALS		STANLEY CUP FINAL	
YEAR	Team	Team	Team	Team	Team	Team
2003	Ottawa	New Jersey	Anaheim	Minnesota	New Jersey	Anaheim
2004	Tampa Bay	Philadelphia	Calgary	San Jose	Tampa Bay	Calgary
2006	Carolina	Buffalo	Anaheim	Edmonton	Carolina	Edmonton
2007	Ottawa	Buffalo	Anaheim	Detroit	Ottawa	Anaheim

FEELING AT HOME IN THE FINAL:

The Ducks remain undefeated at home (7-0) in Stanley Cup Final contests and are 8-0 at home in series-clinching games (4-0 in 2007, 3-0 in 2003 and 1-0 in 1997).

DUCKS IN THE POSTSEASON:

For the first time in franchise history, the Ducks qualified for the Stanley Cup Playoffs in consecutive seasons...the club also qualified in 2006, 2003, 1999 and 1997...the Ducks have a win percentage of .603 in the Stanley Cup Playoffs with a 44-29 overall record.

WINNING THE CLOSE ONES:

The Ducks posted a 12-2 record in games decided by one goal...the club tied the NHL playoff record for the most one-goal victories in one postseason...the 2003 Mighty Ducks of Anaheim had 12 one-goal victories during their Stanley Cup Final run...the 1993 Montreal Canadiens also accomplished this feat as they went on to win the Stanley Cup...in addition, the Ducks were T-2nd in lead-changing, game-winning goals that occurred in the third period or overtime:

GAME-WINNING GOALS IN THE THIRD PERIOD OR OVERTIME

Year	Team	3rd Period/OT Wins
1993	Montreal Canadiens	12
2007	Anaheim Ducks	10
1994	Vancouver Canucks	10
1999	Dallas Stars	10
2003	Mighty Ducks of Anaheim	10

GETTING IT DONE AT HOME:

With their win vs. OTT in Game Five of the Stanley Cup Final, the Ducks won their 10th (10-2) game at home in the postseason and have an overall home record of 23-7 since the start of the 2003 Stanley Cup Playoffs...in addition, Anaheim is 8-0 in series-clinching games at home, including 4-0 in 2007 (3-0 in 2003, 1-0 in 1997).

DUCKS AT PEAK PLAYOFF SPOT SINCE 2003:

The Ducks have the most playoff wins (40) AND best playoff winning percentage (.690) in the NHL since the start of the 2003 post-season...below is a look at the top 10 playoff win totals in the NHL since 2003:

	GP	W	L	Win %
Anaheim Ducks	58	40	18	.690
Ottawa Senators	53	30	23	.566
New Jersey Devils	49	27	22	.551
Tampa Bay Lightning	45	24	21	.533
San Jose Sharks	39	22	17	.564
Calgary Flames	39	20	19	.512
Buffalo Sabres	33	20	13	.606
Philadelphia Flyers	37	19	18	.513
Edmonton Oilers	30	17	13	.566
Carolina Hurricanes	25	16	9	.640

OVERTIME ON DUCKS SIDE:

Since the 2003 Stanley Cup Playoffs, the Ducks have appeared in 15 postseason contests that have been decided in overtime...the club is 13-2 in those games, the most by any team since 2003...below is a look at the top six teams in the NHL with the most overtime playoff wins:

Team	GP	W	L	Win %
Anaheim	15	13	2	.867
Ottawa	11	7	4	.636
Colorado	9	6	3	.667
Calgary	9	6	3	.667
Buffalo	10	6	4	.600
Vancouver	11	6	5	.545

GIGUERE OUTSTANDING IN OVERTIME:

With the Ducks' overtime loss April 27 vs. VAN in Game Two of the Western Conference Semifinals, J.S. Giguere snapped his OT shutout streak at 197:52, which is the longest OT playoff minute shutout streak in NHL history...Giguere's streak began on April 10, 2003 in the CQF vs. DET when the Ducks edged the Red Wings, 2-1 in triple overtime...in 250:47 career postseason OT minutes, Giguere has a 0.24 GAA and .990 SV% (101-for-102)...with two OT wins in the CSF vs. VAN (May 1 and May 3) and two in the WCF vs. DET (May 13 and May 20), he is now 12-1 in his career in overtime (7-0 in 2003, 1-0 in 2006 and 4-1 in 2007)...Giguere is the only player to post a 12-1 record in OT in his first 13 career playoff OT games...in addition, Giguere's OT winning percentage (.923) is the highest for any goaltender with 10-plus OT decisions:

BEST POST SEASON OVERTIME RECORDS

(minimum of 10 overtime appearances)

PLAYER	Team	GP	W	L	WIN %
Jean-Sebastien Giguere	ANA	13	12	1	.923
Billy Smith	NYI	21	16	5	.762
Felix Potvin	TOR/LA	20	15	5	.750
Arturs Irbes	SJ/CAR	12	9	3	.750
Johnny Bower	TOR	11	8	3	.727

GIGUERE TOUGH TO BEAT:

J.S. Giguere allowed two goals or less in 13 of his 18 appearances in the 2007 Stanley Cup Playoffs...he recorded a shutout on May 30 vs. OTT in Game Two of the SCF when he stopped all 16 shots he faced...it was his sixth career postseason shutout, with the previous five coming in the 2003 playoff campaign (most recent: June 2, 2003 vs. NJ in Game Four of the SCF, also a 1-0 victory)...he finished the postseason 4th in the NHL with a 1.97 GAA and T-5th in the NHL with a .922 SV%, stopping 416-of-451 shots...in addition, he successfully stopped the only penalty shot he faced during the 2007 postseason on June 6 vs. OTT (A. Vermette @ 7:23 of the third period)...he won 13 of his 17 starts, including four OT victories (May 3 vs. VAN, May 1 @ VAN, May 13 @ DET and May 20 @ DET) and stopped all shots he faced coming on in relief of **Ilya Bryzgalov** on April 17 @ MIN...Giguere has appeared in 45 career postseason contests, posting a 31-13 record, with a 1.96 GAA and .929 SV%.

2007 PLAYOFF NOTES

SWEDE SUCCESS FOR PAHLSSON:

Center **Samuel Pahlsson**, not usually known as a scorer (8-18=26 in 2006-07 regular season) became a major contributor to the Ducks offense during the postseason...Pahlsson recorded 3-9=12 points in 21 playoff games and was T-6th on the team in scoring...he recorded the GWG in two of the Ducks last five wins of the postseason...he scored the lone goal for the Ducks in their Game Two victory of the SCF on May 30 vs. OTT...in addition, Pahlsson scored the game-winner in the Ducks' series-clinching Game Six of the WCF vs. DET on May 22...he also led the league in postseason faceoff wins (249) and hits (79).

GETZLAF BREAKS THROUGH:

In just his second season, center **Ryan Getzlaf** was one of the more prolific scorers throughout the Ducks postseason run...he earned 7-10=17 points in 21 postseason contests, eclipsing his point total in the 2006 Stanley Cup Playoffs by 10 points (3-4=7)...Getzlaf led the club in scoring, was 2nd in goal scoring and 5th in the NHL in postseason scoring...in addition, he was T-2nd in the NHL in game-winning goals (3) and short-handed goals (1)...he also had a two-game goal streak (2-0=2) May 22-28 and scored three goals in the last six games (3-3=6)...Getzlaf collected 4-4=8 points in the last eight playoff games and 4-6=10 points in the last 11 games.

S. NIEDERMAYER SHINES IN OT:

On May 3 in the CSF, defenseman **Scott Niedermayer** scored the series-clinching OT goal against the Vancouver Canucks in the CSF...it was the first OT goal of his postseason career, while also holding the all-time regular season OT goal record among defensemen with 10...he added a second postseason OT goal, just 10 days after the first, on May 13 at Detroit in Game Two of the WCF (4-3 victory)...in addition, on May 20 in Game 5 of the WCF at Detroit, Niedermayer scored the game-tying goal with 48 seconds left before **Teemu Selanne** scored in OT to give the Ducks a crucial 2-1 victory...Niedermayer tied the record for most OT goals by a defenseman in one playoff year:

MOST OVERTIME GOALS BY DEFENSEMAN IN ONE PLAYOFF YEAR

Year	Player	Team	Goals
2007	Scott Niedermayer	Anaheim	2
2002	Niclas Wallin	Carolina	2
1995	Chris Chelios	Chicago	2
1950	Leo Reise, Jr.	Detroit	2

CHECKING LINE BECOMES SCORING LINE:

The Ducks line combination of **Samuel Pahlsson-Rob Niedermayer-Travis Moen** was the Ducks checking line all season, but in addition to their defensive responsibilities, all three became prolific scorers in the postseason...the line combined for 15-19=31 points in 21 postseason games, including six GWGs...Moen recorded the game-winner in Game Five of the SCF on June 6 vs. OTT (also recorded the first two-goal game of his postseason career) and the OT goal in Game Four of the CSF on May 1 @ VAN...in addition, he also scored the game-winner in Game One of the SCF vs. OTT...Pahlsson had two game-winners (May 30 vs. OTT in Game Two of the SCF, 1-0 victory and May 22 vs. DET in Game Six of the WCF, 5-3 victory) and R. Niedermayer had one game-winner (Apr. 15 vs. MIN in Game Three of the CQF)...the trio recorded a combined +24 rating throughout the 2007 Stanley Cup Playoffs.

PRONGER AT THE TOP OF HIS GAME:

In 19 postseason contests, **Chris Pronger** scored 3-11=14 points, which tied for 2nd on the team and 2nd in the NHL among defensemen...he was also T-7th in overall scoring, T-4th in overall assists and T-3rd in power play assists...the 2007 Stanley Cup Playoffs marked the 11th year he appeared in the postseason and recorded his second-highest career point total (5-16=21 points with EDM in 2005-06)...in addition, he was 4th in the NHL in avg. TOI with 30:11/g.

BATTLING BACK:

On May 1 @ VAN, the Ducks rallied from a 2-0 deficit in the third period, to eventually take the game in overtime...it marked the first time the club had successfully battled back from a two-goal deficit to win in postseason history...Travis Moen scored the game-winner, just over two minutes into the first overtime, marking his first career OT goal in the playoffs...with the Ducks' OT win, teams in the 2007 playoffs with a two-goal lead at any point in the game went 42-4...the only teams to come back from a two-goal deficit in the postseason are Detroit and Ottawa...Detroit rallied from two goals down twice to eventually beat San Jose 3-2 on both occasions (April 28 @ DET and May 2 @ SJ)...Ottawa came back from a two-goal deficit to win in double OT, 4-3 against Buffalo (May 12 @ BUF).

BROTHERS TEAMING UP WHEN IT COUNTS:

Brothers **Scott** and **Rob Niedermayer** both had vital roles in three of the Ducks' playoff victories...on May 3 in their series-clinching game vs. Vancouver in the CSF, Rob's hit on Jannik Hansen helped to turn the puck over for Scott's OT goal against Roberto Luongo...on May 13 at Detroit in the WCF, Rob had the first assist on Scott's second OT goal in as many games...in Game One of the Stanley Cup Final on May 28 vs. Ottawa, both Rob and Scott assisted on **Travis Moen's** game-winning goal as the Ducks held onto a 3-2 victory.

DEFENSE FIRST:

The Ducks allowed just 45 goals in 21 2007 Stanley Cup Playoff games...the club allowed an average of 2.14 goals-per-game, good for 3rd in the NHL in the postseason.

SHUTTING THE DOOR:

The Ducks 2007 Stanley Cup Playoff record when...

Category	Record
When scoring two or more goals in a game	15-1
When opponents are held to less than 35 shots	14-3
When not allowing a power play goal	9-1
When scoring first	10-2

SHARING THE LOAD:

Defensemen **Francois Beauchemin** (30:33/g), **Chris Pronger** (30:11/g) and **Scott Niedermayer** (29:50/g) were 3rd, 4th and 5th, respectively, in the NHL in avg. TOI... the only other playoff team that had three players in the top 10 in avg. TOI was Vancouver (Ohlund, 6th; Bieksa, 9th; Kesler, 10th), which was eliminated by Anaheim in the CSF on May 3.

MAC'S BIG NIGHT:

On April 25 vs. VAN, Ducks center **Andy McDonald** recorded his first career hat trick (regular or postseason)...in addition, it was the club's second playoff hat trick in franchise history...McDonald also added an assist for 3-1=4 points, tying the most points recorded by a Duck in playoff history...**Joffrey Lupul** scored 4-0=4 points on May 9, 2006 in the CSF vs. COL, recording the club's first-ever postseason hat trick and four-point game.

KUNITZ PROVIDES SUPPORT:

On April 25 vs. VAN, the Ducks scored three goals in the first period, the most in the opening session by the club in the 2007 postseason...left wing **Chris Kunitz** provided the assists on all three goals (0-3=3), marking the first time in club history a player has collected three assists in a single period in the playoffs.

SELANNE BREAKS YET ANOTHER CLUB RECORD:

On April 13 vs. MIN in Game Two of the CQF, **Teemu Selanne's** assist broke Paul Kariya's franchise record for career points in the postseason...he broke the club's playoff goals record May 23, 2006 @ EDM, scoring his 15th career postseason goal as a Duck.

BEAUCHEMIN REPEATS FEAT:

Francois Beauchemin's two goals April 13 vs. MIN marked the third time in club history a Ducks defenseman had scored two goals in a playoff game...Beauchemin has done it twice, also scoring two goals on April 25, 2006 vs. CGY (Game 3)...the only other Ducks defenseman to score two goals in a playoff game was **J.J. Daigneault**, who did so in Game Two of the CQF on April 18, 1997 vs. PHX.

NIGHT OWLS:

The Ducks' double-overtime, series-clinching win on May 3 vs. VAN in Game Five of the CSF was the club's seventh multiple-overtime game in club history...the Ducks have gone 4-3 in those seven games...the club's last multiple overtime game before May 3 came on April 27 in Game Two of the CSF vs. VAN (3-2, Cowan GWG).

HATCHING HEAD COACHES IN ANAHEIM:

Of the four teams that competed in the Western Conference Semifinals, three were led by coaches who received their NHL head coaching start in Anaheim...**Ron Wilson** (SJ) served as Anaheim's head coach from 1993-97, while **Mike Babcock** made his head coaching debut with the Ducks from 2002-04...**Randy Carlyle** has coached the Ducks for the past two seasons, helping the team advance to the Stanley Cup Playoffs in consecutive seasons for the first time in franchise history...Vancouver's head coach, **Alain Vigneault**, the only CSF coach to have not served in Anaheim, succeeded Carlyle as the head coach of the Manitoba Moose (AHL) in 2005...in addition, another Anaheim connection existed in the Stanley Cup Final...Ottawa head coach **Bryan Murray** was the head coach of the Ducks in 2001-2002, before taking over as GM of the club (2002-2004).

PLAYOFF DEBUTS:

On April 11 vs. MIN in Game 1 of the CQF, three Ducks made their career postseason debuts...**Mark Hartigan**, **George Parros** and **Kent Huskins** all took the ice for the first time in NHL postseason competition...the three players recorded a combined 17:42 of TOI and maintained an even plus/minus rating...**Ryan Shannon** made his postseason debut on April 13 vs. MIN...after two games as a healthy scratch, **Shawn Thornton** played in a postseason contest for the first time on April 15 @ MIN and went on to play in 15 games going scoreless with 19 PIM...after his recall on April 8, **Aaron Rome** made his postseason debut on April 17 @ MIN, logging 11:01 of ice time...**Drew Miller** appeared in his first playoff contest April 19 vs. MIN (2:15 TOI), which also happened to be his NHL debut, in addition, **Miller** played in Games One and Two of the SCF, going scoreless with a +1 rating and two PIM...**Ryan Carter** made his NHL career debut on May 17 vs. DET in Game Four of the WCF...he also appeared in Game Four of the SCF...**Joe Motzko** logged 6:16 of ice time and recorded three hits in his first career NHL playoff game on May 20 @ DET.

2006 DUCKS PLAYOFF STATS

			AVG													
POS	NO.	PLAYER	GP	TOI	G	A	PTS	+/-	PIM	PP	SH	GW	OT	S	PCTG	
R	13	TEEMU SELANNE	16	17:55	6	8	14	0	6	1	0	2	0	53	11.3	
C	22	TODD MARCHANT	16	17:33	3	10	13	14	14	0	0	0	0	26	11.5	
R	15	JOFFREY LUPUL	16	16:43	9	2	11	9	31	1	0	1	1	62	14.5	
D	27	SCOTT NIEDERMAYER	16	28:53	2	9	11	1	14	1	1	1	0	48	4.2	
R	76	*DUSTIN PENNER	13	13:15	3	6	9	10	12	0	0	0	0	41	7.3	
D	23	*FRANCOIS BEAUCHEMIN	16	27:26	3	6	9	0	11	3	0	0	0	35	8.6	
C	19	ANDY MCDONALD	16	16:33	2	7	9	0	10	2	0	0	0	48	4.2	
L	38	*CHRIS KUNITZ	16	12:30	3	5	8	1-	8	0	0	0	0	34	8.8	
C	51	*RYAN GETZLAF	16	15:49	3	4	7	3-	13	2	0	1	0	38	7.9	
D	24	RUSLAN SALEI	16	22:08	3	2	5	10	18	0	0	1	0	27	11.1	
D	21	SEAN O'DONNELL	16	16:43	2	3	5	8	23	0	0	1	1	10	20.0	
C	26	SAMUEL PAHLSSON	16	17:06	2	3	5	2	18	0	0	2	0	22	9.1	
L	12	JEFF FRIESEN	16	11:14	3	1	4	1-	6	0	0	0	0	15	20.0	
C	44	ROB NIEDERMAYER	16	19:35	1	3	4	1-	10	1	0	0	0	24	4.2	
D	5	VITALY VISHNEVSKI	16	13:40	0	4	4	2	10	0	0	0	0	8	.0	
R	61	*COREY PERRY	11	9:32	0	3	3	4-	16	0	0	0	0	14	.0	
L	32	TRAVIS MOEN	9	8:25	1	0	1	1	10	0	0	0	0	5	20.0	
R	17	JONATHAN HEDSTROM	3	16:57	0	1	1	0	2	0	0	0	0	1	.0	
G	35	J GIGUERE	6	53:03	0	0	0	0	0	0	0	0	0	0	.0	
G	30	*ILYA BRYZGALOV	11	59:54	0	0	0	0	2	0	0	0	0	0	.0	
L	29	TODD FEDORUK	12	8:19	0	0	0	1-	16	0	0	0	0	12	.0	
D	33	JOE DIPENTA	16	11:34	0	0	0	1	13	0	0	0	0	5	.0	

SW#	GOALTENDER	GPI	MINS	AVG	W	L	T	EN	SO	GA	SA	SV %	G	A	PIM
30	*ILYA BRYZGALOV	11	659	1.46	6	4		2	3	16	285	.944	0	0	2
35	J GIGUERE	6	318	3.40	3	3		0	0	18	132	.864	0	0	0
ANA GOALTENDING TOTALS		16	988	2.19	9	7		2	3	36	419	.914			



DUCKS SET PLAYOFF TEAM MARKS:

The Ducks set a club record for goals in a playoff season, scoring 46 times in 2006...other notable team records set in 2006, were most goals in a playoff game (6 @ EDM on 5/25), goals in a period (4, twice in 2006), penalty minutes in a playoff season (267) and penalty minutes in a series (vs. CGY)...the club also tied the mark for playoff goals in a series (17, vs. CGY; also vs. PHX in 1997).

ROOKIES MAKE THEIR MARK:

Of the 128 team points (48-80=128) the Ducks scored during the postseason, Anaheim rookies accounted for 12-25=37 of them (28.9%)...the 37 rookie points were the most in one playoff year since the 1993 Los Angeles Kings had 40 rookie points...of the 16 goals the Ducks scored in the Western Conference Semifinals series versus Colorado, three were scored by rookies and all but three figured a rookie on the score sheet...the last time a team had six rookies play a game in the Conference Finals was the 1991 Boston Bruins (although only one, Jeff Lazaro, played all six games of the series).

TWO STILL PLAYING:

Anaheim was the only NHL organization to have both their NHL team and AHL affiliate reach each respective league's conference final...The Portland Pirates clinched the Atlantic Division Final Series, defeating the Hartford Wolfpack four games to two to advance to the Eastern Conference Final, where they fell to the Hershey Bears 4-3.

SIX IN A ROW:

With their Western Conference Semifinal series-clinching win in Game 4 (May 11) versus COL, the Ducks tied the franchise record for consecutive playoff victories with six...the record was set during the 2003 postseason from 4/10/03-4/26/03...the Ducks swept Detroit in the conference quarterfinals and won their first two games at Dallas in the conference semifinals.

13 UNANSWERED:

The Ducks scored 13 unanswered goals, from Game 6 (May 1) versus Calgary in the Western Conference Quarterfinals to Game 3 (May 9) versus Colorado in the Western Conference Semifinals...the Flames scored at 10:18 of the first period and the Ducks scored 13 goals without allowing a goal against until Dan Hinote scored at 19:33 of the first period in Game 3...The last team to score 13 or more unanswered goals in the postseason was Detroit with 14 from 5/15/95-5/23/95.

MARCHANT TIES RECORD:

Ducks center **Todd Marchant** tied the club record for most assists in a playoff game with three in Game 4 (May 25) of the Western Conference Finals at Edmonton...the feat had been accomplished three times previously (Dustin Penner, 5/9/06 @ COL, Steve Rucchin, 4/21/99 @ DET and Petr Sykora, 4/26/03 @ DAL).

NOBODY BEATS THE BRYZ:

Ilya Bryzgalov tied an NHL record with three consecutive shutouts (done five times previously) in Game 7 of the Conference Quarterfinals versus Calgary (May 3), Game 1 (May 5) and Game 2 (May 7) of the Conference Semifinal versus Colorado... In addition Bryzgalov's shutout sequence of 249:15, is the second-longest in NHL postseason history and is the longest ever by a rookie. Gerry McNeil previously held the rookie record at 218:42...Bryzgalov stopped 98 consecutive shots.

LONGEST SHUTOUT SEQUENCE BY A GOALTENDER IN ONE PLAYOFF YEAR:

Streak	Goaltender	Team	Dates
270:08	George Hainsworth	Canadiens	3/28-4/3, 1930
249:15	Ilya Bryzgalov	Ducks	5/3-5/7, 2006
248:35	Dave Kerr	Rangers	3/25-4/6, 1937
248:32	Normie Smith	Red Wings	3/24-28, 1936
218:42	Gerry McNeil	Canadiens	3/27-31, 1951
217:54	J.S. Giguere	Ducks	5/5-16, 2003

FIRST IN 61 YEARS:

In Game 1 (May 5) versus COL, Ducks goaltender **Ilya Bryzgalov** became the first rookie to record consecutive shutouts in the playoffs since 1945...the last rookie goaltender to post consecutive shutouts in the postseason was Toronto's Frank McCool in April of 1945...McCool had three consecutive shutouts versus Detroit on April 6, 8 and 12...Bryzgalov tied him for the rookie record.

ANOTHER ONE FOR BRYZ:

Ilya Bryzgalov is only the fourth rookie goaltender to win all four games of a playoff series sweep...the others are Chicago's Tony Esposito in 1970 vs. Detroit; Montreal's Jacques Plante in 1954 vs. Boston; Montreal's Bill Durnan in the 1944 Stanley Cup Finals versus Chicago.

2006 PLAYOFF NOTES

BRYZ SHUTS THE DOOR:

Ilya Bryzgalov's shutout in Game 7 (May 3) of the Western Conference Quarterfinals at Calgary was the first shutout by a rookie in a Game 7 since May 15, 1993, when Felix Potvin of Toronto shutout St. Louis...in addition, it was only the third shutout in a Game 7 by a rookie in NHL history as the New York Islanders' Chico Resch was the first goalie to do so in 1975 at Pittsburgh...**Bryzgalov led the NHL in GAA (1.46), SV% (.944) and shutouts (3).**

SELANNE WITH ANOTHER DUCK RECORD:

Ducks right wing **Teemu Selanne** had points in seven straight playoff games (Apr. 23-May 5), scoring 4-5=9 points, tying a club record for longest playoff point streak (also, Dmitri Mironov (0-8=8 points), Apr. 24-May 8, 1997).

PENNER IN THE FRANCHISE RECORD BOOK:

With three assists in Game 3 (May 9) of the Conference Semifinals versus Colorado, Ducks left wing **Dustin Penner** tied the franchise record for most assists in a playoff game (done twice previously, Steve Rucchin, 4/21/99 @ DET and Petr Sykora, 4/26/03 @ DAL)...his three assists are the first ever recorded by a rookie in a single playoff game in team history.

RALLY:

Anaheim's Western Conference Quarterfinal win versus Calgary marked the second time the club has ever rallied from a series deficit to win (also 1997, down 3-2 vs. PHX, won series 4-3).

DECIDING RECORD:

With their 3-0 victory in Game 7 (May 3) of the Western Conference Quarterfinal at Calgary, the Ducks improved their record in Game 7s to 2-1...the win at Calgary was the Ducks' first series clinching game on the road...in their first ever Game 7 (April 29) versus Phoenix in the 1997 Conference Quarterfinals, the Ducks won 3-0...in Game 7 (June 9) of the 2003 Stanley Cup Finals, the Ducks dropped a 3-0 decision to the New Jersey Devils.

PERFECT IN GAME 6:

With a 2-1 victory in Game 6 (May 1) in Anaheim, the Ducks extended their perfect record in Game 6s to four games...below is a list:

Date	Series	Opponent Score
May 1, 2006	CQF vs. CGY	W, 2-1
June 7, 2003	SCF vs. NJ	W, 5-2
May 5, 2003	CSF vs. DAL	W, 4-3
April 27, 1997	CQF @ PHX	W, 3-2 (OT)

TWO FOR THE ROOKIES:

Mighty Ducks defenseman **Francois Beauchemin's** two goals (both PPGs) in Game 3 of the Western Conference Quarterfinals set a club record for goals in a playoff game by a rookie...in addition, he tied the club record for most goals in a playoff game (eight times previously), most goals by a defenseman in a playoff game (J.J. Daigneault, Game 2 of CQF, April 18, 1997) and most power play goals in a playoff game (Adam Oates, Game 4 of WCF, May 16, 2003)...**Dustin Penner** tied the record with two goals in Game 4 (May 25) of the Western Conference Finals.

OH WHAT A NIGHT:

In Game 3 (May 9) at Colorado in the Western Conference Semifinals, Joffrey Lupul scored all four of the Ducks goals, including the game-winner in overtime...in doing so, he became the first player in NHL playoff history to score four goals, including the overtime winner...the four-goal game was the first ever by a Ducks player in the postseason or regular season...he's the first player to account for all four of his team's goals in a win since Maurice "Rocket" Richard did so on March 23, 1944...the feat had been accomplished twice previously...prior to Lupul's four goals, the last player to score four goals in a playoff game was Theo Fleury on May 13, 1995 for the Flames in a 6-4 win over San Jose...below is a list of players to account for all four of their teams goals:

PLAYERS TO SCORE 4+ GOALS, ACCOUNTING FOR ALL HIS TEAM'S GOALS (NHL PLAYOFF HISTORY)

Date	Teams	Goals
05/09/2006	ANA 4 vs COL 3	Joffrey Lupul 4 (win)
04/26/1993	NYI 4 at WAS 6	Ray Ferraro 4 (loss)
04/10/1986	CHI 4 vs TOR 6	Denis Savard 4 (loss)
03/23/1944	MTL 5 vs TOR 1	Rocket Richard 5 (win)
03/22/1919	MTL 4 at SEA 2	Newsy Lalonde 4 (win)

LUPUL'S BIG NIGHT:

Ducks right wing **Joffrey Lupul** became the first Ducks player to score four goals in a playoff or regular season game...in addition, Lupul broke the playoff record for goals in a series; he had six in four games in the Western Conference Semifinal series versus Colorado (Paul Kariya and Teemu Selanne each had five goals in the 1997 Conference Quarterfinals versus Phoenix, seven games)...he has also eclipsed the record for goals in a playoff season with nine (seven was the previous record, done three times: Paul Kariya and Teemu Selanne in 1997, 11 games; and Steve Rucchin, 2003, 21 games)...his three-game goal streak (6-0=6) from May 7-11, is the longest goal streak in club playoff history.

2003 DUCKS PLAYOFF STATS



			AVG													
POS	NO.	PLAYER	GP	TOI	G	A	PTS	+/-	PIM	PP	SH	GW	OT	S	PCTG	
C	77	ADAM OATES	21	19:15	4	9	13	2	6	3	0	1	0	18	22.2	
R	39	PETR SYKORA	21	18:38	4	9	13	3	12	1	0	2	2	58	6.9	
L	9	PAUL KARIYA	21	21:14	6	6	12	0	6	0	0	1	1	53	11.3	
L	12	MIKE LECLERC	21	19:01	2	9	11	3	12	1	0	2	1	55	3.6	
C	20	STEVE RUCCHIN	21	23:34	7	3	10	2-	2	1	0	2	1	46	15.2	
C	44	ROB NIEDERMAYER	21	23:34	3	7	10	5-	18	0	2	0	0	41	7.3	
R	32	STEVE THOMAS	21	15:12	4	4	8	2	8	2	0	3	1	40	10.0	
D	8	SANDIS OZOLINSH	21	23:37	2	6	8	8	10	0	0	1	0	39	5.1	
L	23	*STANISLAV CHISTOV	21	13:21	4	2	6	4	8	0	0	1	0	33	12.1	
C	26	SAMUEL PAHLSSON	21	16:40	2	4	6	1	12	0	0	0	0	24	8.3	
D	24	RUSLAN SALEI	21	26:05	2	3	5	3	26	0	0	1	1	33	6.1	
L	10	JASON KROG	21	12:10	3	1	4	3	4	0	0	0	0	23	13.0	
D	3	KEITH CARNEY	21	26:39	0	4	4	3	16	0	0	0	0	26	.0	
D	28	NICLAS HAVELID	21	25:41	0	4	4	0	2	0	0	0	0	29	.0	
D	34	*KURT SAUER	21	20:44	1	1	2	3	6	0	1	1	0	8	12.5	
C	11	MARC CHOUINARD	15	7:16	1	0	1	1	0	0	0	0	0	11	9.1	
R	21	DAN BYLSMA	11	9:44	0	1	1	3	2	0	0	0	0	12	.0	
G	35	J GIGUERE	21	67:00	0	1	1	0	0	0	0	0	0	0	.0	
D	5	VITALY VISHNEVSKI	21	10:01	0	1	1	3-	6	0	0	0	0	8	.0	
D	2	FREDRIK OLAUSSON	1	3:19	0	0	0	0	0	0	0	0	0	0	.0	
L	14	*CAM SEVERSON	1	2:24	0	0	0	0	0	0	0	0	0	0	.0	
G	29	MARTIN GERBER	2	10:01	0	0	0	0	0	0	0	0	0	0	.0	
L	22	*ALEXEI SMIRNOV	4	4:21	0	0	0	0	2	0	0	0	0	3	.0	
R	18	PATRIC KJELLBERG	10	10:30	0	0	0	2-	0	0	0	0	0	6	.0	

SW#	GOALTENDER	GPI	MINS	AVG	W	L	T	EN	SO	GA	SA	SV %	G	A	PIM
35	J GIGUERE	21	1407	1.62	15	6		1	5	38	697	.945	0	1	0
29	MARTIN GERBER	2	20	3.00	0	0		0	0	1	6	.833	0	0	0
ANA GOALTENDING TOTALS		21	1428	1.68	15	6		1	5	40	704	.943			



2003 PLAYOFF NOTES

DUCKS CAPTURE FIRST WESTERN CONFERENCE CHAMPIONSHIP:

The Ducks finished the 2003 playoffs with a record of 15-6, recording the highest winning percentage in the NHL (.714)...the Ducks had a 9-1 record at home during the playoffs, second only to New Jersey's 12-1 mark...Anaheim swept the Minnesota Wild to win the Western Conference Championship, advancing to the Stanley Cup Finals for the first time in club history...the Ducks became the second post 1990's expansion team to reach the Finals, following the Florida Panthers in 1996 (vs. Colorado)...since the NHL assumed control of the Stanley Cup Finals after the 1926 season, the Ducks were only the fourth team in league history from the Pacific Time Zone to reach the Finals (Vancouver in 1994 and 1982, Los Angeles in 1993).

TEAM DEFENSE LEADS TO NHL RECORD:

The Ducks set an NHL record in their Western Conference Finals series vs. Minnesota, allowing the fewest goals against in a best-of-7 series by allowing just a single marker to the Wild...Andrew Brunette scored at 4:37 of the first period in Game Four to notch the first Minnesota goal...the 1935 Toronto Maple Leafs and 1952 Detroit Red Wings each surrendered two goals in four-game series.

OVERTIME MAGIC FOR DUCKS IN 2003:

The Ducks went 7-0 in overtime in the 2003 playoffs, becoming the first team in NHL playoff history to go undefeated in OT when playing in at least six such contests...the seven consecutive overtime wins was second only to the 1993 Canadiens (10) for consecutive OT wins during one playoff season (Montreal finished 10-1 in OT)...Anaheim was the first team in NHL history to win four games in overtime in their first six postseason contests (Ducks were also the sixth team in NHL history to PLAY in four OT games in the first six playoff contests...the Ducks also became the first team since the 1994 Vancouver Canucks (April 26-30) to win three straight playoff games in overtime (no team has ever won four straight)...the Ducks won three straight spanning Game 4 of the conference Quarter-Finals (Apr. 16) and Games 1 & 2 of the conference Semi-Finals (Apr. 24-26)...the Ducks had six different goal scorers in the seven overtime games (Sykora had two; Kariya, Rucchin, Leclerc, Thomas and Salei had one).

DUCKS TAKE CARE OF BUSINESS AT HOME:

The Ducks finished 9-1 at home in the playoffs, including seven-straight home wins to end the postseason (second longest of '03 playoffs, behind New Jersey's eight)...the club's only loss was a 2-1 setback to Dallas in Game 3 of the Conf. Semifinals...the Ducks earned a record of 3-1 in Game 3, 4-0 in Game Four and 2-0 in Game 6...the club out-scored the opposition 26-to-13 at home this postseason...the Ducks allowed one-goal-or-fewer on five occasions.

WINNING THE CLOSE ONES:

The Ducks had a remarkable 12-1 record in the 2003 playoffs in games decided by one goal-or-less...the 12 one-goal wins tied the most in league history during one playoff year (also 1993 Canadiens)...The Ducks two-goal win in Game 1 of the Western Conference Finals broke a string of nine consecutive wins by a one-goal margin (4/10/03 - 5/10/03), which broke the record for one playoff year...the previous record was seven, done twice before (1989 Canadiens and 2001 Kings)...five of the games needed overtime to be decided...the Ducks eight consecutive one-goal decisions to start the playoffs tied the record for one playoff year (1989 Canadiens).

MOST 1-GOAL WINS IN A SINGLE POST SEASON:

Year	W	L
1993 Montreal Canadiens	12	1
2003 Mighty Ducks of Anaheim	12	1
2000 Dallas Stars	10	4
2000 New Jersey Devils	9	5
2002 Carolina Hurricanes	9	4

PLAYOFF SPECIAL TEAMS:

The Ducks went 8-for-70 (11.4%) overall on the power play in the postseason (ranking 13th)...the club was 61-for-70 (87.1%) on the penalty kill (ranking fifth)...Anaheim scored its first-ever shorthanded goal in a playoff game in Game 1 @ DAL (4/24/03 - **Rob Niedermayer**) and had three in the playoffs (tied for most in NHL with Ottawa).

OFF AND RUNNING:

The Ducks began the playoffs on a six-game winning streak, which was the longest of the 2003 playoffs...by going 6-0 vs. Detroit and Dallas, Anaheim became the first team in NHL history to win six-straight games to start the playoffs vs. teams that had over 100+ points in the regular season...in addition, the Ducks joined the former Minnesota North Stars (now Dallas Stars) as the only teams in NHL history to start the postseason as a road team and win six-straight...the North Stars won six straight from April 8-19, 1981.

CONSECUTIVE WINS FROM START OF A POST SEASON - FIRST OF WHICH WAS ON THE ROAD

6	Mighty Ducks of Anaheim	4/10/03 - 4/26/03
6	Minnesota North Stars	4/08/81 - 4/19/81
5	Detroit Red Wings	3/24/36 - 4/7/36
5	New York Rangers	3/23/37 - 4/6/37
5	Toronto Maple Leafs	4/13/01 - 4/26/01

GIGUERE MAKES HISTORY IN OT:

J.S. Giguere owns the longest scoreless OT minutes streak in NHL playoff history...he surpassed Patrick Roy to set an NHL record in Game 3 vs. New Jersey and has a current streak of 168:27...with three shutouts vs. Minnesota in the Conference Finals, Giguere was the sixth netminder in NHL history to record three consecutive playoff shutouts and the first to do so in the Conference Finals or NHL Semifinals...Giguere joined Clint Benedict (Montreal Maroons, 1926), John Ross Roach (New York Rangers, 1929), Frank McCool (Toronto, 1945), Brent Johnson (St. Louis, 2002) and Patrick Lalime (Ottawa, 2002) for that record...he also tied an NHL Playoff Record for most shutouts in a series, set eight times previously, including twice last season by Brent Johnson (St. Louis) and Patrick Lalime (Ottawa)...below is a closer look:

LONGEST OVERTIME SHUTOUT STREAKS (PLAYOFFS)

Jean-Sebastien Giguere	168:27 (4/10/2003 - 5/31/2003) Active Streak
Patrick Roy	162:56 (5/8/1996 - 4/20/1997)
Charlie Gardiner	149:15 (3/26/1931 - 4/10/1934)
Ed Belfour	141:42 (6/19/1999 - 6/10/2000)
Gerry McNeil	124:39 (4/4/1950 - 4/11/1951)

GOALIES WITH CONSECUTIVE SHUTOUTS IN NEXT-TO-LAST ROUND OF STANLEY CUP PLAYOFFS

3	05/10/2003 05/14/2003	Giguere, Jean-Sebastien, Ana.
2	04/08/1950 04/09/1950	Lumley, Harry, Det.
2	03/25/1952 03/27/1952	Sawchuk, Terry, Det.
2	03/29/1960 03/31/1960	Plante, Jacques, Mtl.
2	04/01/1961 04/04/1961	Hall, Glenn, Chi.
2	05/20/1994 05/22/1994	McLean, Kirk, Van.
2	05/17/2001 05/19/2001	Brodeur, Martin, N.J.
2	05/29/2002 05/31/2002	Hasek, Dominik, Det.

- No goalie previous to Giguere had ever had THREE consecutive shutouts in the next-to-last round of the playoffs (SINCE 1943-44 -Modern Era)

DUCKS AND STARS PLAYED AN INSTANT CLASSIC:

The Ducks and Stars five overtime match in Game 1 (Apr. 24) was the fourth longest in NHL history with a total of 140 minutes and 48 seconds of hockey played that night...It was deemed an "Instant Classic" by ESPN Classic network...Keith Carney played a game-high 83 shifts and posted a team-high 56:20 TOI...below is a look at the top 10 longest games in NHL history:

LONGEST GAMES IN NHL HISTORY

Date	Score	Scorer	OT	Series
Mar. 24/36	Detroit 1 at Montreal Maroons 0	Mud Bruneteau	116:30	SF
Apr. 3/33	Boston 0 at Toronto 1	Ken Doraty	104:46	SF
May 4/00	Philadelphia 2 at Pittsburgh 1	Keith Primeau	92:01	CSF
Apr. 25/03	Anaheim 4 at Dallas 3	Petr Sykora	80:48	CSF
Apr. 24/96	Pittsburgh 3 at Washington 2	Petr Nedved	79:15	CQF
Mar. 23/43	Toronto 3 at Detroit 2	Jack McLean	70:18	SF
Mar. 28/30	NY Rangers 1 at Montreal 2	Gus Rivers	68:52	SF
Apr. 18/87	NY Islanders 3 at Washington 2	Pat LaFontaine	68:47	DSF
Apr. 27/94	New Jersey 0 at Buffalo 1	Dave Hannan	65:43	CQF
Mar. 27/51	Montreal 3 at Detroit 2	Maurice Richard	61:09	SF
Mar. 27/38	NY Americans 3 at NY Rangers 2	Lorne Carr	60:40	QF

1999 DUCKS PLAYOFF STATS

POS	NO.	PLAYER	GP	G	A	PTS	+/-	PIM	PP	SH	GW	GT	S	PCTG
RW	8	TEEMU SELANNE	4	2	2	4	-1	2	1	0	0	0	7	28.6
LW	9	PAUL KARIYA	3	1	3	4	0	0	0	0	0	0	11	9.1
C	20	STEVE RUCCHIN	4	0	3	3	0	0	0	0	0	0	10	.0
LW	16	MARTY McINNIS	4	2	0	2	-1	2	2	0	0	0	12	16.7
D	2	FREDRIK OLAUSSON	4	0	2	2	-4	4	0	0	0	0	6	.0
D	23	JASON MARSHALL	4	1	0	1	-1	10	1	0	0	0	5	20.0
C	39	TRAVIS GREEN	4	0	1	1	-4	4	0	0	0	0	12	.0
D	7	PAVEL TRNKA	4	0	1	1	-3	2	0	0	0	0	2	.0
D	34	DAN TREBIL	1	0	0	0	0	2	0	0	0	0	0	.0
G	35	*TOM ASKEY	1	0	0	0	0	0	0	0	0	0	0	.0
C	22	*JOHAN DAVIDSSON	1	0	0	0	0	0	0	0	0	0	0	.0
LW	12	*MIKE LECLERC	1	0	0	0	0	0	0	0	0	0	1	.0
LW	32	STU GRIMSON	3	0	0	0	0	30	0	0	0	0	0	.0
D	24	RUSLAN SALEI	3	0	0	0	-4	4	0	0	0	0	5	.0
D	5	KEVIN HALLER	4	0	0	0	-1	2	0	0	0	0	7	.0
G	31	GUY HEBERT	4	0	0	0	0	0	0	0	0	0	0	.0
LW	33	JIM MCKENZIE	4	0	0	0	-2	4	0	0	0	0	5	.0
RW	17	TOMAS SANDSTROM	4	0	0	0	-2	4	0	0	0	0	9	.0
C	18	TED DRURY	4	0	0	0	-6	0	0	0	0	0	4	.0
RW	19	JEFF NIELSEN	4	0	0	0	-6	2	0	0	0	0	7	.0
D	4	JAMIE PUSHOR	4	0	0	0	-3	6	0	0	0	0	6	.0
C	14	*ANTTI AALTO	4	0	0	0	0	2	0	0	0	0	0	.0
C	11	MATT CULLEN	4	0	0	0	-2	0	0	0	0	0	6	.0

NO.	GOALTENDER	GP	MIN	GAA	W-L	EN	SO	GA	SHOTS	SV%	G	A	PIM
35	*TOM ASKEY	1	30	4.00	0-1	0	0	2	11	.818	0	0	0
31	GUY HEBERT	4	208	4.33	0-3	0	0	15	124	.879	0	0	2
ANA GOALTENDING TOTALS		4	240	4.25	0-4	0	0	17	135	.874	0	0	2

* = Rookie



BACK IN THE PLAYOFFS:

The Mighty Ducks finished the regular season with a 35-34-13 mark for 83 points, finishing sixth in the Western Conference. The Detroit Red Wings finished 43-32-7 for 93 points in the regular season, finishing third in the Western Conference. The two clubs met in the first round of the 1999 NHL Playoffs; the Ducks' second appearance in the post-season and the second playoff meeting in three years between Anaheim and Detroit. The Red Wings won the series four games to none, ending the Ducks' season with a 3-0 win @ Anaheim on Apr. 27. Teemu Selanne (2-2=4) and Paul Kariya (1-3=4) led Anaheim in playoff scoring. Marty McInnis co-led the team in goals with two power play tallies (tying with Selanne). Steve Yzerman led the Red Wings with 5-2=7 points in the series, including three power play goals. Brendan Shanahan (3-3=6), Sergei Fedorov (1-5=6) and Nicklas Lidstrom (0-6=6) all had six points in the four games. Chris Osgood was 4-0 with a 1.50 GAA in the series.

GAME ONE @ DETROIT (APRIL 21, 1999), RED WINGS 5, MIGHTY DUCKS 3:

Steve Yzerman scored three goals (Anaheim's first-ever opponent hat trick in the playoffs) while Paul Kariya (1-2=3) and Steve Rucchin (0-3=3) earned three-point games each for the Ducks in a 5-3 Detroit win. Marty McInnis (first career playoff goal) scored the first goal of the game on the power play and Teemu Selanne netted a goal in the third. Rucchin's three assists were a Ducks playoff record. Wendel Clark and Doug Brown scored the other goals for Detroit. Guy Hebert left the game midway through the second period after getting hit in the head and was relieved by Tom Askey, who stopped nine-of-11 shots in his NHL playoff debut.

GAME TWO @ DETROIT (APRIL 23, 1999), RED WINGS 5, MIGHTY DUCKS 1:

Brendan Shanahan scored 2-1=3 points in the first period to lead Detroit to a 4-0 lead at the first intermission and eventually a 5-1 win. Teemu Selanne scored Anaheim's lone goal on the power play from Paul Kariya and Fredrik Olausson. Three of Detroit's five scores came with the man-advantage, going 3-of-9 on the evening. Guy Hebert stopped 31-of-36 shots.

GAME THREE @ ANAHEIM (APRIL 25, 1999), RED WINGS 4, MIGHTY DUCKS 2:

Steve Yzerman scored the game-winning goal on a 5-on-3 power play early in the second period and Detroit went on to a 4-2 win. Sergei Fedorov scored the first goal of the game early in the first period before Marty McInnis and Jason Marshall (first career playoff goal) scored to put the Ducks ahead by a 2-1 score. Tomas Holmstrom tied the game early in the second period before Yzerman's game-winner. Both clubs went 2-for-6 on the power play and finished with 24 shots on goal.

GAME FOUR @ ANAHEIM (APRIL 27, 1999), RED WINGS 3, MIGHTY DUCKS 0:

Chris Osgood stopped all 31 shots he faced in a 3-0 win, clinching the series for the Red Wings. Tomas Holmstrom scored late in the second period on the power play to put the Wings ahead 1-0. Brendan Shanahan and Vyacheslav Kozlov added third period goals for Detroit to seal the win. The Red Wings went 1-for-2 on the power play, while the Ducks were 0-for-4. Detroit outshot Anaheim 38-31. Paul Kariya missed the contest with a broken left foot, suffered late in Game Three.

PLAYOFF SPECIAL TEAMS:

Anaheim went 4-20 (.200) on the power play in the series vs. Detroit and 16-23 (.696) on the penalty kill...the Ducks scored a power play goal in three-of-four games vs. Detroit in '99...Anaheim has never scored a shorthanded goal in a playoff game.

1997 DUCKS PLAYOFF STATS

POS	NO.	PLAYER	GP	G	A	PTS	+/-	PIM	PP	SH	GW	GT	S	PCTG
LW	9	PAUL KARIYA	11	7	6	13	-2	4	4	0	1	1	61	11.5
D	15	DMITRI MIRONOV	11	1	10	11	0	10	1	0	0	0	36	2.8
RW	8	TEEMU SELANNE	11	7	3	10	-3	4	3	0	1	0	38	18.4
D	36	J.J. DAIGNEAULT	11	2	7	9	-6	16	1	0	1	0	24	8.3
LW	23	BRIAN BELLOWES	11	2	4	6	-7	2	1	0	0	0	36	5.6
C	20	STEVE RUCCHIN	8	1	2	3	-2	10	0	0	0	0	8	12.5
C	17	JARI KURRI	11	1	2	3	2	4	0	0	0	0	18	5.6
RW	14	JOE SACCO	11	2	0	2	-4	2	0	0	0	0	20	10.0
D	33	DAVE KARPA	8	1	1	2	-2	20	0	0	1	0	13	7.7
C	54	*SEAN PRONGER	9	0	2	2	0	4	0	0	0	0	7	.0
D	29	*DARREN VAN IMPE	9	0	2	2	-3	16	0	0	0	0	11	.0
LW	16	WARREN RYCHEL	11	0	2	2	-2	19	0	0	0	0	16	.0
C	13	TED DRURY	10	1	0	1	-2	4	0	0	0	0	17	5.9
D	28	JASON MARSHALL	7	0	1	1	1	4	0	0	0	0	3	.0
D	34	*DANIEL TREBIL	9	0	1	1	-6	6	0	0	0	0	10	.0
LW	22	KEN BAUMGARTNER	11	0	1	1	0	11	0	0	0	0	0	.0
C	32	RICHARD PARK	11	0	1	1	-2	2	0	0	0	0	10	.0
LW	27	*MIKE LECLERC	1	0	0	0	0	0	0	0	0	0	0	.0
RW	21	*IGOR NIKULIN	1	0	0	0	0	0	0	0	0	0	1	.0
C	12	KEVIN TODD	4	0	0	0	-3	2	0	0	0	0	3	.0
G	35	MIKHAIL SHTALENKOV	4	0	0	0	0	2	0	0	0	0	0	.0
G	31	GUY HEBERT	9	0	0	0	0	0	0	0	0	0	0	.0
D	2	BOBBY DOLLAS	11	0	0	0	-2	4	0	0	0	0	10	.0
C	24	MARK JANSSENS	11	0	0	0	-3	15	0	0	0	0	13	.0
NO.	GOALTENDER		GP	MIN	GAA	W-L	EN	SO	GA	SHOTS	SV%	G	A	PIM
31	GUY HEBERT		9	534	2.02	4-4	1	1	18	255	.929	0	0	0
35	MIKHAIL SHTALENKOV		4	211	2.84	0-3	1	0	10	162	.938	0	0	2
ANA GOALTENDING TOTALS			11	747	2.41	4-7	2	1	30	419	.928	0	0	2

* = Rookie



FRANCHISE FIRSTS:

A few of the Mighty Ducks playoff "firsts" from the club's first-ever playoff game on April 16, 1997 vs. Phoenix: 1st Playoff Goal - Teemu Selanne (8:57 of 1st - pp); 1st Assists - J.J. Daigneault & Paul Kariya; 1st Win - Guy Hebert; 1st Penalty - Warren Rychel (x-check)...Guy Hebert recorded the club's first-ever playoff shutout in Game 7 (Apr. 29, 1997), giving Anaheim its first-ever playoff series win.

PLAYOFF LEAGUE LEADERS:

Paul Kariya ranked T-12th in playoff scoring and T-12th in goals with 7-6=13 pts. Kariya also ranked T-2nd in power play goals with 4; Dmitri Mironov ranked T-3rd among defensemen scoring with 1-10=11 pts. Mironov's 10 assists ranked T-9th in overall assists; J.J. Daigneault ranked T-8th among defensemen scoring with 2-7=9 pts; Teemu Selanne ranked T-12th in goals with 7.

PLAYING THE EVENTUAL CHAMPS TOUGH:

Anaheim was eliminated from the 1997 Playoffs by the eventual Stanley Cup Champion Detroit Red Wings in the Western Conference Semifinals, 4-0. The Mighty Ducks extended the Red Wings to overtime in three of those contests, including one double overtime game and one triple overtime game. Two of those overtime games came at Detroit. Guy Hebert and Mikhail Shtalenkov combined for a 2.45 GAA and .942 SV%. Only St. Louis had a better GAA (2.18) vs. Detroit in the postseason, while Anaheim was tops in save percentage vs. the Wings. The Mighty Ducks converted 36.4% of their power plays in the series - highest vs. Detroit in the playoffs.

PLAYOFF SPECIAL TEAMS:

The Ducks finished 10-40 on the power play in the 1997 playoffs (.250)...Anaheim finished the Phoenix series with a 6-29 conversion on the power play (.207), scoring a pp goal in all but two of the seven games...Anaheim was 4-for-11 on the power play vs. Detroit (.364) and recorded a pp goal in eight of its 11 total playoff games...Anaheim gave up only six power play goals in 44 situations in the playoffs (.864)...Anaheim held Phoenix to only three goals in 25 shorthanded situations (.880) in their first round playoff series, including stopping 16-of-17 over the last five games of the series...The Mighty Ducks stopped Detroit on 16-of-19 shorthanded situations in the series (.842) and stopped 32 of the last 36 shorthanded situations in the playoffs (.889).

PLAYOFF OVERTIME:

Anaheim finished 1-3 in overtime playoff games, including a 3-2 win @ Phoenix in Game Six on Apr. 27, 1997 (Paul Kariya)...the Mighty Ducks' 2-1 overtime loss on May 2, 1997 @ Detroit marked the club's first OT loss since Dec. 17, 1995 vs. Toronto, a span of 26 OT games without a loss, including playoffs (8-0-18 in that streak). That game also represented Anaheim's first-ever road overtime loss (Ducks were 8-0-15 all-time in road overtime games prior to Game One's 2-1 loss @ Detroit on May 2).

1997 PLAYOFF NOTES

The Mighty Ducks became just the seventh team in NHL history to win its inaugural playoff series, defeating the Coyotes, four games to three. Anaheim came back from a 3-2 deficit in the series, becoming only the 29th of 82 teams (35.4%) to win a series after being down 3-2 since 1968...Anaheim jumped out to a 2-0 series lead, winning the first two games at the Arrowhead Pond by identical 4-2 scores. Teemu Selanne (3-2=5) and J.J. Daigneault (3-2=5) led the Ducks' attack, helping Anaheim to a two-game lead in the series...Phoenix won the next two games at America West Arena to even the series at 2-2. The series shifted back to Anaheim for Game Five where Phoenix won its third-straight game to take a 3-2 series lead...In Game Six, the Mighty Ducks defeated Phoenix at America West Arena, 3-2, in overtime to even the series at 3-3. Paul Kariya scored two goals, including the game-winner in OT...The Mighty Ducks won their first-ever playoff series, defeating Phoenix, 3-0, in Game Seven. David Karpa scored the series-winning goal early in the first period of Game Seven. Guy Hebert stopped all 31 shots faced to earn his first career playoff shutout...Paul Kariya finished as the leading scorer in the series (5-4=9). Teemu Selanne (5-3=8), Dmitri Mironov (1-6=7), and J.J. Daigneault (2-5=7) finished among the top scorers versus Phoenix. Cliff Ronning (0-7=7), Keith Tkachuk (6-0=6), Teppo Numminen (3-3=6), and Jeremy Roenick (2-4=6) led Phoenix scorers in the series.

GAME ONE @ ANAHEIM (APRIL 16), ANAHEIM 4, PHOENIX 2:

The first playoff game in Mighty Ducks history saw Anaheim take a 1-0 lead in their best-of-seven series vs. Phoenix, defeating the Coyotes at the Arrowhead Pond. Teemu Selanne and Paul Kariya each netted first period goals to give Anaheim a 2-0 lead. Jeremy Roenick cut the deficit in half with his 36th career playoff goal early in the second period. Anaheim and Phoenix traded goals later in the period as Selanne scored his second goal of the game and Keith Tkachuk scored on the powerplay for the Coyotes. Kariya scored his second goal of the game (empty net) at the 19:13 mark of the third period to put the game away for the Ducks. Selanne (2-1=3), Kariya (2-1=3) and J.J. Daigneault (0-2=2) each finished with multiple-points for Anaheim, while Cliff Ronning and Teppo Numminen chipped in two assists a-piece for Phoenix. The game was broadcast nationally on ESPN.

GAME TWO @ ANAHEIM (APRIL 18), ANAHEIM 4, PHOENIX 2:

The Mighty Ducks defeated Phoenix to take a 2-0 advantage in the best-of-seven series. J.J. Daigneault was the offensive star for the Ducks, earning his second-straight multiple-point game (2-1=3). Daigneault's second goal of the contest (13:26 of the third period) turned out to be the game-winner, giving Anaheim a 3-2 lead. Teemu Selanne scored an empty net goal with seven seconds remaining to give the Ducks the 4-2 victory. Selanne earned his second-straight multiple-point game of the playoffs (1-1=2), giving him five points (3-2=5) in two games, tying Daigneault (2-3=5) as the leading scorers in the series. Dmitri Mironov also recorded multiple-points (1-1=2) for Anaheim. Guy Hebert stopped 36-of-38 shots to earn the win.

GAME THREE @ PHOENIX (APRIL 20), PHOENIX 4, ANAHEIM 1:

The Coyotes cut Anaheim's lead in half, winning the first game back at America West Arena. Phoenix scored the first three goals of the game before Paul Kariya scored on the power play, cutting the deficit to 3-1 after one period. The game remained 3-1 until late in the third period when Mike Gartner put the game away with his first goal of the series. J.J. Daigneault earned his sixth point in the series, assisting on Kariya's goal. Darin Shannon led the Phoenix attack, scoring his first two goals of the playoffs and Cliff Ronning recorded three assists, giving him 0-6=6 points in the series.

GAME FOUR @ PHOENIX (APRIL 22), PHOENIX 2, ANAHEIM 0:

The series is tied, 2-2, after Anaheim was shutout by the Coyotes at America West Arena. The Mighty Ducks had an apparent third period goal by Steve Rucchin disallowed after video replay found an Anaheim skater in the crease. The game remained scoreless until the 12:45 mark of the third period when Bob Corkum gave Phoenix the lead. Teppo Numminen added an empty net goal to give the Coyotes a 2-0 win. Guy Hebert stopped 23-of-24 shots faced, taking the loss.

GAME FIVE @ ANAHEIM (APRIL 24), PHOENIX 5, ANAHEIM 2:

The Mighty Ducks fell to the Coyotes, at the Arrowhead Pond to trail the best-of-seven series, 3-2. Phoenix took a 1-0 lead late in the first period on Keith Tkachuk's fourth goal of the series. Anaheim tied the score at the 17:37 mark of the first period when Teemu Selanne netted his fourth goal of the playoffs. Selanne's goal ended a drought in which the Mighty Ducks had not scored in 1:18:48 (previous Anaheim goal was by Paul Kariya at the 18:49 mark of the first period in Game Three). The Coyotes scored the next two goals before Selanne earned his second goal of the game to cut the deficit to 3-2. Bob Corkum scored his second goal of the series and Keith Tkachuk added an empty net goal to give Phoenix the 5-2 decision. Guy Hebert stopped 19-of-23 shots, taking the loss.

GAME SIX @ PHOENIX (APRIL 27), ANAHEIM 3, PHOENIX 2 (OT):

The Mighty Ducks defeated Phoenix in overtime to even the series at 3-3. Paul Kariya scored his fourth goal of the playoffs and Brian Bellows added his first of the series to give Anaheim a 2-0 lead after two periods. Darrin Shannon scored midway through the third period to cut the Ducks' lead to 2-1, followed by Keith Tkachuk's sixth goal of the playoffs tying the score at 2-2 and sending the game into overtime. In the extra period, Teemu Selanne lofted a long, high pass that Kariya controlled and fired past Nikolai Khabibulin at the 7:29 mark of overtime to give Anaheim the 3-2 victory. Dmitri Mironov added two assists for the Mighty Ducks and Steve Rucchin earned his first-ever playoff point, assisting on Kariya's game-winner.

GAME SEVEN @ ANAHEIM (APRIL 29), ANAHEIM 3, PHOENIX 0:

Guy Hebert stopped all 31 shots he faced in earning his first-ever playoff shutout. David Karpa scored the series-winning goal just 3:11 into the game while Steve Rucchin and Joe Sacco added goals in the second period to lead the Ducks' offense. All three scores marked each player's first goals of the playoffs. Karpa finished the game with 1-1=2 points in a game that saw only three penalties called. Anaheim became only the seventh team in NHL history to win its first-ever playoff series.



Paul Kariya celebrates his OT game-winning goal in Game Six

1997 PLAYOFF NOTES

After defeating Phoenix in the first round, Anaheim was matched up with the number three seed in the West, the Detroit Red Wings. The Mighty Ducks had defeated the Red Wings, 3-0-1, in the regular season series. The playoff series between the two would have a different result, with Detroit winning the first four games, eliminating Anaheim from the 1997 Stanley Cup Playoffs. Though Detroit officially earned a sweep in the series, it was a lot closer than the numbers would indicate. Three of the games went into overtime, including one that went into double overtime and one that went into triple overtime. The goaltenders were the stars of the series, with Guy Hebert, Mikhail Shtalenkov and Mike Vernon combining for 333 total saves on 354 total shots (.941 SV%). Paul Kariya (2-2=4) and Dmitri Mironov (0-4=4) led Anaheim in scoring for the playoff series while Sergei Fedorov (2-3=5), Vyacheslav Kozlov (3-1=4), and Vladimir Konstantinov (0-4=4) led Detroit in scoring.

GAME ONE @ DETROIT (MAY 2), DETROIT 2, ANAHEIM 1 (OT):

The Mighty Ducks were defeated by Detroit in Game One at Joe Louis Arena, giving the Red Wings a 1-0 lead in the best-of-seven series. The game was scoreless until the 19:00 mark of the second period, when Paul Kariya scored his sixth goal of the playoffs to give Anaheim a 1-0 lead. Detroit evened the score midway through the third period, with Sergei Fedorov scoring his first goal of the post-season, sending the game into overtime. Fedorov's goal was Detroit's first goal vs. Anaheim since March 12 at the Arrowhead Pond, snapping the Mighty Ducks' shutout streak vs. the Red Wings at 145:13. The goal was also the first allowed by Hebert in the playoffs since Game 6 of the Quarterfinals @ Phoenix (a span of 120:46). In the extra period, Martin Lapointe scored on a two-on-one break just 59 seconds into overtime to give the Red Wings the 2-1 win. Guy Hebert stopped 28-of-30 shots, taking the loss.

GAME TWO @ DETROIT (MAY 4), DETROIT 3, ANAHEIM 2 (3 OT):

The Mighty Ducks played the longest game in team history (since surpassed), going into three overtime periods before dropping a 3-2 decision to the Red Wings. Vyacheslav Kozlov scored a power play goal at the 1:31 mark of the third overtime to give Detroit the win. There were 101:31 minutes of hockey played in the game that began at 2:08 p.m. and ended at 7:39 p.m. The two clubs combined for 122 shots (Wings - 71, Ducks - 51), the third-most shots by two teams in NHL playoff history. Detroit's 71 shots rank third all-time for one team. These rankings are since 1963 - the earliest year Elias Sports Bureau can research the stat. Kozlov's power play goal marked Detroit's first goal with a man-advantage vs. Anaheim this season (the Ducks had stopped all 22 Wings power plays faced this season before Kozlov's score). Mikhail Shtalenkov stopped 38-of-40 shots in relief of Guy Hebert, who left the game due to injury (Shtalenkov entered the game at the 7:02 mark of the third period). Jari Kurri scored his first goal of the playoffs while Teemu Selanne added his sixth of the post-season with just 3:07 left in regulation to send the game into overtime.

GAME THREE @ ANAHEIM (MAY 6), DETROIT 5, ANAHEIM 3:

The Red Wings came back from deficits of 2-0 and 3-1 to take a 5-3 win in Game Three at the Arrowhead Pond. Anaheim took an early 2-0 lead on power play goals from Paul Kariya and Teemu Selanne in the first period. Ted Drury scored early in the second to give Anaheim a 3-1 lead, but the Red Wings scored two goals to knot the score at three entering the third period. Detroit outshot Anaheim, 23-6, in the second period and 49-23 in the game. Sergei Fedorov and Vyacheslav Kozlov scored two goals just 24 seconds apart at the beginning of the third to give the Wings their third win of the series. Kariya (1-1=2) and J.J. Daigneault (0-2=2) had multiple-point games for the Mighty Ducks. Mikhail Shtalenkov, starting in place of injured Guy Hebert, stopped 44-of-49 shots in the loss (career-highs in both saves and shots until Game Four).

GAME FOUR @ ANAHEIM (MAY 8), DETROIT 3, ANAHEIM 2 (2 OT):

The Red Wings defeated the Mighty Ducks, 3-2 in double overtime, to sweep the best-of-seven series, 4-0. Joe Sacco and Brian Bellows each scored their first goals of the series to give Anaheim a 2-1 lead after two periods. Nicklas Lidstrom scored for Detroit at the 9:09 mark of the third period, sending the game into overtime. After a scoreless first overtime, Brendan Shanahan scored the game-winner for the Red Wings at the 17:05 mark of the second overtime, sending Detroit to the Western Conference Finals for the third-straight season. Paul Kariya picked up an assist, giving him 2-2=4 points in the series and 7-6=13 points in the playoffs to lead the Mighty Ducks. Dmitri Mironov assisted on Brian Bellows' goal, finishing second on the club with 1-10=11 points. Ken Baumgartner assisted on Sacco's goal, earning his first point of the post-season. Mikhail Shtalenkov stopped 70-of-73 shots in the loss. The 70 saves rank tied-for-second for saves in one NHL playoff game (record is 73) while Detroit's 73 shots rank second all-time for one NHL playoff game (record is 75). These rankings are since 1963 - the earliest year Elias Sports Bureau can research the stat. Over the final three games of the series, Shtalenkov faced 162 shots (54 shots per game), stopping 152 (.938 SV%).

2013 ANAHEIM DUCKS PLAYOFF GAME-BY-GAME

DATE	TEAM	W/L/OT RECORD	GF-GA	SCORERS W GOAL	PP	PK	SF-SA	W - L GLTDR	ATTEND.	
04/30/2013	DETROIT	W	01-00	3-1	13P,8P,23	8	2-4	3-4	27-22	1,720
05/02/2013	DETROIT	L*	01-01	4-5	11P,15,51,9	14	1-5	3-6	32-32	17,182
05/04/2013	@ DETROIT	W	02-01	4-0	13P,155,65,39P	13	2-6	6-6	29-23	20,066
05/06/2013	@ DETROIT	L*	02-02	2-3	39,20	24	0-3	1-1	33-49	20,066
05/08/2013	DETROIT	W*	03-02	3-2	15,15P,13	13	1-3	2-3	34-31	17,395
05/10/2013	@ DETROIT	L*	03-03	3-4	51,65,9	40	0-0	2-3	37-29	20,066
05/12/2013	DETROIT	L	03-04	2-3	65,23	51	1-4	2-2	33-32	17,412

2011 ANAHEIM DUCKS PLAYOFF GAME-BY-GAME

DATE	TEAM	W/L/OT RECORD	GF-GA	SCORERS W GOAL	PP	PK	SF-SA	W - L GLTDR	ATTEND.		
04/13/2011	NASHVILLE	L	00-01	1-4	8P	26	1-5	1-5	28-30	17,174	
04/15/2011	NASHVILLE	W	01-01	5-3	10P,8P,9,15,9	15	2-5	2-6	28-34	29-35	17,174
04/17/2011	@ NASHVILLE	L	01-02	3-4	8P,8,39	12	1-2	1-5	16-37	35-29	17,113
04/20/2011	@ NASHVILLE	W	02-02	6-3	4P,11,8P,10S,15,64	10	2-6	1-5	38-22	29-35	17,113
04/22/2011	NASHVILLE	L*	02-03	3-4	33P,9,33	25	1-2	0-2	26-37	35-29	17,385
04/24/2011	@ NASHVILLE	L	02-04	2-4	8,33P	13	1-2	1-4	27-30	35-29	17,113

2009 ANAHEIM DUCKS PLAYOFF GAME-BY-GAME

DATE	TEAM	W/L/OT RECORD	GF-GA	SCORERS W GOAL	PP	PK	SF-SA	W - L GLTDR	ATTEND.		
04/16/2009	@ SAN JOSE	W	01-00	2-0	27P,15	27	1-4	0-6	17-35	17,496	
04/19/2009	@ SAN JOSE	W	02-00	3-2	9P,48,18	18	1-2	0-6	26-44	17,496	
04/21/2009	SAN JOSE	L	02-01	3-4	9P,34,25	12	1-4	2-3	30-35	20-1	16,277
04/23/2009	SAN JOSE	W	03-01	4-0	9,9,10,18	9	0-4	0-2	26-31	1-20	16,830
04/25/2009	@ SAN JOSE	L*	03-02	2-3	20,10	12	0-3	1-3	25-48	20-1	17,496
04/27/2009	SAN JOSE	W	04-02	4-1	10P,8P,23,15	8	2-5	1-4	32-37	1-20	17,174
05/01/2009	@ DETROIT	L	04-03	2-3	10,8P	5	1-3	2-6	24-37	30-1	20,066
05/03/2009	@ DETROIT	W*	05-03	4-3	15,25P,20P,22	22	2-4	1-3	46-62	1-30	20,066
05/05/2009	DETROIT	W	06-03	2-1	8,27P	27	1-4	1-5	23-46	1-30	17,174
05/07/2009	DETROIT	L	06-04	3-6	10,10,27P	81	1-3	1-5	28-40	30-1	17,601
05/10/2009	@ DETROIT	L	06-05	1-4	19P	26	1-3	0-3	17-38	30-1	20,066
05/12/2009	DETROIT	W	07-05	2-1	15P,10	10	1-5	1-4	28-39	1-30	17,174
05/14/2009	@ DETROIT	L	07-06	3-4	8,10P,9	11	1-5	1-5	27-40	20-1	20,066

*OVERTIME



ALL-TIME PLAYOFF GAME-BY-GAME

2008 ANAHEIM DUCKS PLAYOFF GAME-BY-GAME

DATE	TEAM	W/L/OT RECORD	GF-GA	SCORERS W GOAL	PP	PK	SF-SA	W - L GLTDR	ATTEND.
04/10/2008	DALLAS	L 00-01	0-4	- 29	0-3	4-7	23-37	35-35	17191+
04/12/2008	DALLAS	L 00-02	2-5	8P,32 9	1-6	2-6	22-30	35-35	17181+
04/15/2008	@ DALLAS	W 01-02	4-2	22,15,25P,25P 25	2-4	2-7	15-33	35-35	18532
04/17/2008	@ DALLAS	L 01-03	1-3	11 14	0-5	0-6	28-20	28-20	18532
04/18/2008	DALLAS	W 02-03	5-2	10,15P,8P,21,22 8	2-3	0-7	32-42	35-35	17199+
04/20/2008	@ DALLAS	L 02-04	1-4	10 14	0-3	2-5	18-26	35-35	18532

2007 ANAHEIM DUCKS PLAYOFF GAME-BY-GAME

DATE	TEAM	W/L/OT RECORD	GF-GA	SCORERS W GOAL	PP	PK	SF-SA	W - L GLTDR	ATTEND.		
04/11/2007	MINNESOTA	W 01-00	2-1	8,17	17	0-3	0-4	34-25	30-32	17180+	
04/13/2007	MINNESOTA	W 02-00	3-2	23P,23P,15S	15	2-4	0-6	25-32	30-32	17324+	
04/15/2007	@ MINNESOTA	W 03-00	2-1	19P,44	44	1-4	1-5	19-20	30-32	19224	
04/17/2007	@ MINNESOTA	L 03-01	1-4	25P	10	1-4	1-7	29-40	32-30	19174	
04/19/2007	MINNESOTA	W 04-01	4-1	25,15P,10,32	15	1-4	0-5	39-27	35-32	17318+	
04/25/2007	VANCOUVER	W 05-01	5-1	19P,8,19,15,19P	8	2-9	0-7	37-27	35-1	17250+	
04/27/2007	VANCOUVER	L* 05-02	1-2	32	20	0-7	0-5	44-49	1-35	17392+	
04/29/2007	@ VANCOUVER	W 06-02	3-2	17,23P,10P	10	2-5	1-8	24-26	35-1	18630	
05/01/2007	@ VANCOUVER	W*	07-02	3-2	25,8,32	32	0-8	0-3	30-26	35-1	18630
05/03/2007	VANCOUVER	W*	08-02	2-1	26,27	27	0-7	0-6	63-27	35-1	17407+
05/11/2007	@ DETROIT	L 08-03	1-2	14	96	0-7	2-4	32-19	39-35	19939	
05/13/2007	@ DETROIT	W*	09-03	4-3	44,19,32,27	27	0-5	2-7	33-27	35-39	19620
05/15/2007	DETROIT	L 09-04	0-5	-	93	0-4	1-9	29-28	39-35	17358+	
05/17/2007	DETROIT	W 10-04	5-3	10,5P,8,15P,44	15	2-5	2-6	23-39	35-39	17375+	
05/20/2007	@ DETROIT	W*	11-04	2-1	27P,8	8	1-5	0-7	26-37	35-39	20003
05/22/2007	DETROIT	W 12-04	4-3	44S,10,15P,26	26	1-4	2-7	29-29	35-39	17380+	
05/28/2007	OTTAWA	W 13-04	3-2	19,15,32	32	0-4	2-7	32-20	35-1	17274+	
05/30/2007	OTTAWA	W 14-04	1-0	26	26	0-4	0-4	31-16	35-1	17258+	
06/02/2007	@ OTTAWA	L 14-05	3-5	19P,10,15	37	1-3	1-7	22-29	1-35	20500	
06/04/2007	@ OTTAWA	W 15-05	3-2	19,19,17	17	0-3	1-4	21-23	35-1	20500	
06/06/2007	OTTAWA	W 16-05	6-2	19P,44,32,23P,32,10	32	2-6	0-3	18-13	35-1	17372+	

2006 MIGHTY DUCKS OF ANAHEIM PLAYOFF GAME-BY-GAME

DATE	TEAM	W/L/OT RECORD	GF-GA	SCORERS W GOAL	PP	PK	SF-SA	W - L GLTDR	ATTEND.	
04/21/2006	@ CALGARY	L* 00-01	1-2	12	25	0-5	0-5	34-40	34-30	19289
04/23/2006	@ CALGARY	W 01-01	4-3	38,27S,15,26	26	0-6	2-12	20-25	35-34	19289
04/25/2006	CALGARY	L 01-02	2-5	23P,23P	19	2-9	3-7	29-24	34-35	17174+
04/27/2006	CALGARY	W* 02-02	3-2	51,13P,21	21	1-7	0-6	30-27	35-34	17174+
04/29/2006	@ CALGARY	L 02-03	2-3	19P,44P	12	2-6	1-4	28-27	34-35	19289
05/01/2006	CALGARY	W 03-03	2-1	13,27P	27	1-9	0-5	30-22	30-34	16594
05/03/2006	@ CALGARY	W 04-03	3-0	13,24,12	13	0-2	0-4	32-22	30-34	19289
05/05/2006	COLORADO	W 05-03	5-0	26,38,13,15P,32	26	1-5	0-5	34-29	30-60	17174+
05/07/2006	COLORADO	W 06-03	3-0	51P,24,15	51	1-6	0-6	35-22	30-60	17294+
05/09/2006	@ COLORADO	W 07-03	4-3	15,15,15,15	15	0-5	0-8	39-29	30-60	18007
05/11/2006	@ COLORADO	W 08-03	4-1	22,13,76,22	13	0-3	0-5	34-41	30-60	18007
05/19/2006	EDMONTON	L 08-04	1-3	19P	83	1-8	1-5	32-26	35-30	17174+
05/21/2006	EDMONTON	L 08-05	1-3	12	34	0-5	2-3	34-25	35-30	17264+
05/23/2006	@ EDMONTON	L 08-06	4-5	21,13,38,22	34	0-7	2-8	38-22	35-30	16839
05/25/2006	@ EDMONTON	W 09-06	6-3	76,76,51P,24,15,15	24	1-8	1-7	46-23	35-35	16839
05/27/2006	EDMONTON	L 09-07	1-2	23P	14	1-11	0-6	33-25	35-35	17174+

2003 MIGHTY DUCKS OF ANAHEIM PLAYOFF GAME-BY-GAME

DATE	TEAM	W/L/OT RECORD	GF-GA	SCORERS W GOAL		PP	PK	SF-SA	W - L GLTDR	ATTEND.	
04/10/2003	@ DETROIT	W*	01-00	2-1	77,9	9	0-4	1-4	44-44	35-31	20058
04/12/2003	@ DETROIT	W	02-00	3-2	23,10,32	32	0-3	0-2	23-36	35-31	20058
04/14/2003	DETROIT	W	03-00	2-1	26,23	23	0-3	1-4	26-37	35-31	17174+
04/16/2003	DETROIT	W*	04-00	3-2	9,10,20	20	0-4	0-4	27-34	35-31	17174+

ALL-TIME PLAYOFF GAME-BY-GAME

20
1993 2013

04/24/2003	@ DALLAS	W*	05:00	4-3	10,445,20,39	39	0-3	0-3	54-63	35-35	18532
04/26/2003	@ DALLAS	W*	06:00	3-2	77P,44,12	12	1-6	1-2	27-31	35-35	18532
04/28/2003	DALLAS	L	06:01	1-2	20P	26	1-4	1-4	32-32	35-35	17174+
04/30/2003	DALLAS	W	07:01	1-0	12P	12	1-5	0-5	22-28	35-35	17174+
05/03/2003	@ DALLAS	L	07:02	1-4	9	14	0-6	0-2	15-25	35-35	18532
05/05/2003	DALLAS	W	08:02	4-3	32P,23,24,8	8	1-3	1-3	26-29	35-35	17174+
05/10/2003	@ MINNESOTA	W*	09:02	1-0	39	39	0-1	0-5	26-39	35-35	19350
05/12/2003	@ MINNESOTA	W	10:02	2-0	34S,44S	34	0-3	0-3	22-24	35-30	19344
05/14/2003	MINNESOTA	W	11:02	4-0	20,9,23,9	20	0-4	0-4	32-35	35-30	17174+
05/16/2003	MINNESOTA	W	12:02	2-1	77P,77P	77	2-3	1-4	28-25	35-30	17174+
05/27/2003	@ NEW JERSEY	L	12:03	0-3	-	12	0-2	0-1	16-30	30-35	19040
05/29/2003	@ NEW JERSEY	L	12:04	0-3	-	26	0-3	1-4	16-25	30-35	19040
05/31/2003	NEW JERSEY	W*	13:04	3-2	11,8,24	24	0-2	0-4	33-31	35-30	17174+
06/02/2003	NEW JERSEY	W*	14:04	1-0	32	32	0-1	0-3	26-26	35-30	17174+
06/05/2003	@ NEW JERSEY	L	14:05	3-6	39,20,26	20	0-1	0-4	23-37	30-35	19040
06/07/2003	NEW JERSEY	W	15:05	5-2	20,20,32P,9,39	32	2-8	1-3	24-28	35-30	17174+
06/09/2003	@ NEW JERSEY	L	15:06	0-3	-	16	0-1	0-2	24-25	30-35	19040

1999 MIGHTY DUCKS OF ANAHEIM PLAYOFF GAME-BY-GAME

DATE	TEAM	W/L/OT RECORD	GF-GA	SCORERS W GOAL	PP	PK	SF-SA	W - L GLTR	ATTEND.	
04/21/1999	@ DETROIT	L 00-01	3-5	16P,9,8	17	1-5	1-6	29-37	30-35	19983
04/23/1999	@ DETROIT	L 00-02	1-5	8P	14	1-5	3-9	31-36	30-31	19983
04/25/1999	DETROIT	L 00-03	2-4	16P,23P	19	2-6	2-6	24-24	30-31	17,174+
04/27/1999	DETROIT	L 00-04	0-3	-	96	0-4	1-2	31-38	30-31	17,174+

1997 MIGHTY DUCKS OF ANAHEIM PLAYOFF GAME-BY-GAME

DATE	TEAM	W/L/OT RECORD	GF-GA	SCORERS W GOAL	PP	PK	SF-SA	W - L GLTR	ATTEND.		
04/16/1997	PHOENIX	W	01-00	4-2	8P,8,9	8	1-3	1-5	29-31	31-35	17,174+
04/18/1997	PHOENIX	W	02-00	4-2	15P,36P,36,8	36	2-7	1-3	35-38	31-35	17,174+
04/20/1997	@ PHOENIX	L	02-01	1-4	9P	34	1-7	0-6	31-26	35-31	16210
04/22/1997	@ PHOENIX	L	02-02	0-2	-	21	0-4	0-3	32-25	35-31	16210
04/24/1997	PHOENIX	L	02-03	2-5	8,8P	27	1-2	0-2	32-24	35-31	17,174+
04/27/1997	@ PHOENIX	W*	03-03	3-2	9P,23,9	9	1-4	1-5	39-21	35-31	16210
04/29/1997	PHOENIX	W	04-03	3-0	33,20,14	33	0-2	0-1	26-31	35-31	17,174+
05/02/1997	@ DETROIT	L*	04-04	1-2	9P	20	1-3	0-5	20-30	29-31	19983
05/04/1997	@ DETROIT	L*	04-05	2-3	17,8	13	0-2	1-5	22-34	29-35	19983
05/05/1997	DETROIT	L	04-06	3-5	9P,8P,13	91	2-3	2-5	23-49	29-35	17,174+
05/08/1997	DETROIT	L*	04-07	2-3	14,23P	14	1-3	0-4	37-73	29-35	17,174+

* OVERTIME



DUCKS PLAYOFF RECORDS

INDIVIDUAL

MOST GOALS

Career	33	Teemu Selanne, 1996-01 & 2005-13 (84 games)
Playoff Season	10	Andy McDonald, 2007 (21 games)
Series.....	6	Jeffrey Lupul, 2006 CSF vs. COL (4 games); Teemu Selanne, 2011 CQF vs. NSH (6 games)
Game.....	4	Jeffrey Lupul, Game 3 of CSF, May 9, 2006 @ COL
Period	2	Seven times: Paul Kariya, second period of Game 3 of WCF, May 14, 2003 vs. MIN; Steve Rucchin, first period of Game 6 of SCF, June 7, 2003 vs. NJ; Jeffrey Lupul, second period of Game 3 of CSF, May 9, 2006 @ COL; Andy McDonald (twice), first period of Game 1 of CSF, Apr. 25, 2007 vs. VAN & first period of Game 4 of SCF, June, 4, 2007 @ OTT; Bobby Ryan, second period of Game 4 of CQF, April 23, 2009; Teemu Selanne, second period of Game 3 of CQF, Apr. 17, 2011 vs. NSH

MOST ASSISTS

Career	38	Ryan Getzlaf, 2005-13 (69 games)
Playoff Season	14	Ryan Getzlaf, 2009 (13 games)
Series.....	8	Ryan Getzlaf, 2009 CSF vs. DET (7 games)
Game.....	3	Four times: Steve Rucchin, Game 1 of CQF, Apr. 21, 1999 @ DET; Petr Sykora, Game 2 of CSF, Apr. 26, 2003 @ DAL; Dustin Penner, Game 3 of CSF, May 9, 2006 @ COL; Chris Kunitz, Game 1 of CSF, Apr. 25, 2007 vs. VAN
Period	3	Chris Kunitz, first period of Game 1 of CSF, Apr. 25, 2007 vs. VAN

MOST POINTS

Career	63	Teemu Selanne (33-30=63), 1996-01 & 2005-13 (84 games)
Playoff Season	18	Ryan Getzlaf (4-14=18), 2009 (13 games)
Series.....	10	Two times: Corey Perry (5-5=10), 2009 CSF vs. DET (7 games); Ryan Getzlaf (2-8=10), 2009 CSF vs. DET (7 games)
Game.....	4	Two times: Jeffrey Lupul (4-0=4), Game 3 of CSF, May 9, 2006 @ COL; Andy McDonald (3-1=4), Game 1 of CSF, Apr. 25, 2007 vs. VAN
Period	3	Three times: Teemu Selanne (1-2=3), second period of Game 1 of CSF, May 5, 2006 vs. COL; Chris Kunitz (0-3=3), first period of Game 1 of CSF, Apr. 25, 2007 vs. VAN; Andy McDonald (2-1=3), first period of Game 1 of CSF, Apr. 25, 2007 vs. VAN

MOST GAMES

Career	84	Teemu Selanne, 1996-01 & 2005-13
Playoff Season	21	17 players in 2003 & 11 players in 2007

MOST SHOTS

Career	250	Teemu Selanne, 1996-01 & 2005-13 (84 games)
Playoff Season	64	Andy McDonald, 2007 (21 games)
Series.....	40	Paul Kariya, 1997 CQF vs. PHX (7 games)
Game.....	11	Paul Kariya, Game 2 of CSF, May 4, 1997 @ DET
Period	5	Three times: last, Andy McDonald, in second period of Game 4 of CQF, Apr. 27, 2006 vs. CGY

MOST PENALTY MINUTES

Career	105	Corey Perry, 2005-13 (61 games)
Playoff Season	39	Rob Niedermayer, 2007 (21 games)
Series.....	30	Stu Grimson, 1999 CQF vs. DET (3 games)
Game.....	20	Brad May, Game 4 of CQF, Apr. 17, 2007 @ MIN
Period	20	Brad May, third period of Game 4 of CQF on Apr. 17, 2007 @ MIN

LONGEST PLAYOFF SCORING STREAKS

Point Streak	8 games	Ryan Getzlaf (2-12=14), Apr. 21-May 7, 2009
Goal Streak.....	4 games	Corey Perry (4-1=5), Apr. 23-May 1, 2009; Teemu Selanne (5-0=5), Apr. 13-20, 2011
Assist Streak	8 games	Ryan Getzlaf (2-12=14), Apr. 21-May 7, 2009

MOST GOALS - ROOKIE

Playoff Season	5	Bobby Ryan, 2009
Series.....	5	Bobby Ryan, 2009 CQF vs. SJ (6 games)
Game.....	2	Bobby Ryan, Game 4 of the CQF, Apr. 23, 2009 vs. SJ; Dustin Penner, Game 4 of the WCF, May 25, 2006 @ EDM; Francois Beauchemin, Game 3 of the CQF, Apr. 25, 2006 vs. CGY

MOST ASSISTS - ROOKIE

Playoff Season	6	Dustin Penner and Francois Beauchemin, 2006
Series	5	Dustin Penner, 2006 CSF vs. COL (4 games)
Game	3	Dustin Penner, Game 3 of the CSF, May 9, 2006 @ COL

MOST POINTS - ROOKIE

Playoff Season	9	Dustin Penner and Francois Beauchemin, 2006
Series	6	Dustin Penner, 2006 CSF vs. COL (4 games)
Game	3	Dustin Penner, Game 3 of the CSF, May 9, 2006 @ COL

MOST GAMES - ROOKIE

Playoff Season	21	Dustin Penner, 2007; Stanislav Chistov and Kurt Sauer, 1999
----------------	----	---

MOST SHOTS - ROOKIE

Playoff Season	49	Bobby Ryan, 2009
Series	26	Bobby Ryan, 2009 CSF vs. DET (7 games)
Game	7	Bobby Ryan, Game 3 of the CQF, Apr. 21, 2009 vs. SJ

MOST PENALTY MINUTES - ROOKIE

Playoff Season	25	Mike Brown, 2009
Series	19	Mike Brown, 2009 CQF vs. DET
Game	15	Mike Brown, Game 1 of the CSF, May 1, 2009 @ DET

LONGEST PLAYOFF SCORING STREAKS - ROOKIE

Point Streak	3 games	Bobby Ryan (4-0=4), Apr. 19-23, 2009; Dustin Penner (1-5=6), May 7-11, 2006
Goal Streak	3 games	Bobby Ryan (4-0=4), Apr. 19-23, 2009
Assist Streak	3 games	Dustin Penner (1-5=6), May 7-11, 2006

MOST MINUTES PLAYED (GOALIES)

Career	3167	Jean-Sebastien Giguere, 2003-09 (52 games)
Playoff Season	1407	Jean-Sebastien Giguere, 2003 (21 games)
Series	442	Jonas Hiller, 2009 CSF vs. DET (7 games)
Game	140:48	Jean-Sebastien Giguere, Game 1 of CSF, Apr. 24, 2003 vs. DAL (5 OT)

MOST SHUTOUTS

Career	6	Jean-Sebastien Giguere, 2003-09 (51 games)
Playoff Season	5	Jean-Sebastien Giguere, 2003 (21 games)
Series	3	Jean-Sebastien Giguere, 2003 WCF vs. MIN (4 games)

MOST SAVES

Career	1363	Jean-Sebastien Giguere, 2003-09 (52 games)
Playoff Season	659	Jean-Sebastien Giguere, 2003 (21 games)
Series	274	Jonas Hiller, 2009 CSF vs. DET (7 games)
Game	70	Mikhail Shtalenkov, Game 4 of CSF, May 8, 1997 vs. DET (2 OT)
Period	21	Mikhail Shtalenkov, second period of Game 3 of CSF, May 6, 1997 vs. DET
Overtime	20	Jean-Sebastien Giguere, first OT period of Game 1 of CQF, Apr. 10, 2003 @ DET

MOST SHOTS FACED

Career	1473	Jean-Sebastien Giguere, 2003-09 (52 games)
Playoff Season	697	Jean-Sebastien Giguere, 2003 (21 games)
Series	294	Jonas Hiller, 2009 CSF vs. DET (7 games)
Game	73	Mikhail Shtalenkov, Game 4 of CSF, May 8, 1997 vs. DET (2 OT)
Period	23	Mikhail Shtalenkov, second period of Game 3 of CSF, May 6, 1997 vs. DET
Overtime	20	Jean-Sebastien Giguere, first OT period of Game 1 of CQF, Apr. 10, 2003 @ DET

LOWEST GOALS-AGAINST AVERAGE

Career	1.68	Ilya Bryzgalov, 2005-07 (16 games)
Playoff Season	1.46	Ilya Bryzgalov, 2006 (11 games)
Series	0.22	Jean-Sebastien Giguere, 2003 WCF vs. MIN (4 games)

HIGHEST SAVE PERCENTAGE

Career	.937	Ilya Bryzgalov, 2005-07 (16 games)
Playoff Season	.945	Jean-Sebastien Giguere, 2003 (21 games)
Series	.992	Jean-Sebastien Giguere, 2003 WCF vs. MIN (4 games), stopped 122-of-123 shots

DUCKS PLAYOFF RECORDS

GOALTENDING STREAKS

Most consecutive games played.	21	Jean-Sebastien Giguere, Apr. 10, 2003-June 9, 2003
Most consecutive starts.	21	Jean-Sebastien Giguere, Apr. 10, 2003-June 9, 2003
Most consecutive shutouts	3	Two times: Jean-Sebastien Giguere, Game 1 of WCF on May 10, 2003 @ MIN, Game 2 of WCF on May 12, 2003 @ MIN, Game 3 of WCF on May 14, 2003 vs. MIN; Ilya Bryzgalov, Game 7 of CQF on May 3, 2006 vs. CGY, Game 1 of CSF on May 5, 2006 vs. COL, Game 2 of CSF on May 7, 2006 vs. COL
Longest winning streak.	6 games	Two times: Jean-Sebastien Giguere, Apr. 10-26, 2003; Ilya Bryzgalov, May 1-11, 2006
Longest losing streak	3 games	Four times: last, Ilya Bryzgalov, May 19-23, 2006
Longest shutout sequence.	249:15	Ilya Bryzgalov, Game 7 of CQF on May 3, 2006 vs. CGY through Game 2 of CSF on May 7, 2006 vs. COL, spanning five games

TEAM

MOST GOALS

Playoff Season	58	2007 (21 games)
Series.	21	2013 CQF vs. DET (7 games)
Game.	6	Three times: Game 4 of WCF, May 25, 2006 @ EDM; Game 5 of SCF, June 6, 2007 vs. OTT; Game 4 of CQF, Apr. 20, 2011 @ NSH
Period	4	Two times: second period of Game 1 of CSF, May 5, 2006 vs. COL; third period of Game 3 of WCF, May 23, 2006 @ EDM

MOST SHOTS

Playoff Season	698	2007 (21 games)
Series.	225	2013 CQF vs. DET (7 games)
Game.	63	Game 5 of CSF, May 3, 2007 vs. VAN
Period	25	First period of Game 4 of WCF, May 25, 2006 @ EDM
Overtime Period.	13	First OT period of Game 2 of CSF, May 4, 1997 @ DET

MOST PENALTY MINUTES

Playoff Season	399	2007 (21 games)
Series.	125	2006 CQF vs. CGY (7 games)
Game.	54	Game 4 of CQF, Apr. 17, 2007 @ MIN
Period	48	Third period of Game 4 of CQF, Apr. 17, 2007 @ MIN

FEWEST SHOTS

Playoff Season	115	1999 (4 games)
Series.	108	2003 WCF vs. MIN (4 games)
Game.	15	Two times: Game 5 of CSF, May 3, 2003 @ DAL; Game 3 of CQF, Apr. 15, 2008 @ DAL
Period	2	Three times: second period of Game 2 of SCF, May 29, 2003 @ NJ; second period of Game 3 of WCF, May 15, 2007 vs. DET; first period of Game 4 of SCF, June 4, 2007 @ OTT
Overtime Period.	0	First OT period of Game 1 of CSF, May 2, 1997 @ DET; First OT period of Game 5 of CQF, Apr. 22, 2011 vs. NSH; First OT Period of Game 2 of CQF, May 2, 2013 vs. DET; First OT Period of Game 6 of CQF, May 10, 2013 vs. DET

OPPONENTS INDIVIDUAL PLAYOFF RECORDS

MOST GOALS

Series.	6	Two times: Keith Tkachuk, 1997 CQF vs. PHX (7 games), Johan Franzen, 2009 CSF vs. DET (7 games)
Game.	3	Steve Yzerman, Game 1 of CQF, Apr. 21, 1999 @ DET
Period	2	Nine times: last, Marian Hossa, second period of Game 4 of CSF, May 7, 2009 vs. DET

MOST ASSISTS

Series.	7	Two times: Cliff Ronning, 1997 CQF vs. PHX (7 games) Henrik Zetterberg, 2009 CSF vs. DET (7 games)
Game.	3	Three times: last, Mikael Samuelsson, Game 6 of WCF, May 22, 2007 vs. DET
Period	3	Mikael Samuelsson, Game 6 of WCF, May 22, 2007 vs. DET

MOST POINTS

Series.....	10	Henrik Zetterberg (3-7=10), 2009 CSF vs. DET (7 games)
Game.....	3	Several times
Period.....	3	Two times: last, Mikael Samuelsson (0-3=3), third period of Game 6 of WCF, May 22, 2007 vs. DET

MOST SHOTS

Series.....	37	Keith Tkachuk, 1997 CQF vs. PHX (7 games)
Game.....	13	Nicklas Lidstrom, Game 4 of CSF, May 8, 1997 vs. DET (2 OT)
Period.....	6	Nicklas Lidstrom, second period of Game 3 of CSF, May 6, 1997 vs. DET

MOST PENALTY MINUTES

Series.....	29	Dan Hinote, 2006 CSF vs. COL (4 games)
Game.....	27	Dan Hinote, Game 1 of CST, May 5, 2006 vs. COL
Period.....	27	Dan Hinote, third period of Game 1 of CSF, May 5, 2006 vs. COL

MOST MINUTES PLAYED (GOALIES)

Series.....	459	Chris Osgood, 2007 CSF vs. DET (7 games)
Game.....	140:48	Marty Turco, Game 1 of CSF, Apr. 24, 2003 @ DAL (5 OT)

MOST SHUTOUTS

Series.....	3	Martin Brodeur, 2003 SCF vs. NJ
-------------	---	---------------------------------

MOST SAVES

Series.....	207	Nikolai Khabibulin, 1997 CQF vs. PHX (7 games)
Game.....	56	Roberto Luongo, Game 5 of CSF, May 3, 2007 vs. VAN (2 OT)
Period.....	22	Dwayne Roloson, first period of Game 4 of WCF, May 25, 2006 @ EDM
Overtime Period.....	13	Mike Vernon, first OT period of Game 2 of CSF, May 4, 1997 @ DET

MOST SHOTS FACED

Series.....	225	Jimmy Howard, 2013 CQF vs. DET (7 games)
Game.....	58	Roberto Luongo, Game 5 of CSF, May 3, 2007 vs. VAN (2 OT)
Period.....	25	Dwayne Roloson, first period of Game 4 of WCF, May 25, 2006 @ EDM
Overtime Period.....	13	Mike Vernon, first OT period of Game 2 of CSF, May 4, 1997 @ DET

LOWEST GOALS-AGAINST-AVERAGE

Series.....	1.37	Manny Fernandez, 2003 WCF vs. MIN (3 games)
-------------	------	---

OPPONENTS TEAM RECORDS**MOST GOALS**

Series.....	22	2009 CSF vs. DET (7 games); 2011 CQF vs. NSH (6 games)
Game.....	6	Two times: Game 5 of SCF, June 5, 2003 @ NJ; Game 4 of CSF, May 7, 2009 vs. DET
Period.....	4	Three times: first period of Game 2 of CQF, Apr. 23, 1999 @ DET; third period of Game 3 of WCF, May 23, 2006 @ EDM; third period of Game 6 of CQF, Apr. 20, 2008 @ DAL

MOST SHOTS

Series.....	294	2009 CSF vs. DET (7 games)
Game.....	73	Game 4 of CSF, May 8, 1997 vs. DET (2 OT)
Period.....	23	Second period of Game 3 of CSF, May 6, 1997 vs. DET
Overtime Period.....	20	First OT period of Game 1 of CQF, Apr. 10, 2003 @ DET

MOST PENALTY MINUTES

Series.....	127	2006 CQF vs. CGY (7 games)
Game.....	52	Game 1 of CSF, May 5, 2006 vs. COL
Period.....	27	Third period of Game 1 of CSF, May 5, 2006 vs. COL

FEWEST SHOTS

Series.....	101	2007 SCF vs. OTT (5 games)
Game.....	13	Game 5 of SCF, June 6, 2007 vs. OTT
Period.....	3	Five times: last, third period of Game 4 of CQF, Apr. 20, 2011 @ NSH
Overtime Period.....	0	Three times: Game 4 of CQF, Apr. 27, 2006 vs. CGY; Game 4 of CSF, May 1, 2007 @ VAN; Game 2 of CSF, May 3, 2009 @ DET (3OT)

DUCKS PLAYOFF RECORDS

TWO-TEAM SINGLE-GAME HIGHS & LOWS

MOST GOALS

Game.....	9	Six times: Game 5 of SCF, ANA (3) @ NJ (6), June 5, 2003; Game 3 of WCF, ANA (4) @ EDM (5), May 23, 2006; Game 4 of WCF, ANA (6) @ EDM (3), May 25, 2006; Game 4 of CSF, DET (6) @ ANA (3), May 7, 2009; Game 4 of CQF, ANA (6) @ NSH (3), Apr. 20, 2011; Game 2 of CQF, ANA (4) vs. DET (5), May 2, 2013
Period.....	8	Third period of Game 4 of WCF, ANA (4) @ EDM (4), May 23, 2006

MOST SHOTS

Game.....	122	Game 2 of CSF, ANA (51) vs. DET (71), May 4, 1997 (3 OT)
Period.....	33	Three times: second period of Game 5 of CQF, ANA (22) vs. MIN (11), Apr. 19, 2007; second period of Game 2 of CSF, ANA (17) vs. VAN (16), Apr. 27, 2007; second period of Game 4 of CSF, DET (20) vs. ANA (13), May 7, 2009
Overtime Period.....	26	Two times: first and second periods of Game 2 of CSF, May 4, 1997 @ DET

MOST PENALTY MINUTES

Game.....	90	Game 3 of CQF, ANA (45) @ PHX (45), Apr. 20, 1997
Period.....	62	Third period of Game 4 of CQF, ANA (48) @ MIN (14), Apr. 17, 2007

FEWEST GOALS

Game.....	1	Four times: Game 4 of CSF, ANA (1) vs. DAL (0), Apr. 30, 2003; Game 1 of WCF, ANA (1) @ MIN (0), May 10, 2003 (2 OT); Game 4 of SCF, ANA (1) vs. NJ (0), June 2, 2003 (OT); Game 2 of SCF, ANA (1) vs. OTT (0), May 30, 2007
-----------	---	--

FEWEST SHOTS

Game.....	31	Game 5 of SCF, ANA (18) vs. OTT (13), June 6, 2007
Period.....	8	Two times: second period of Game 2 of SCF, ANA (2) @ NJ (6), May 29, 2003; first period of Game 5 of SCF, ANA (5) vs. OTT (3), June 6, 2007
Overtime Period.....	1	Three times: first OT period of Game 2 of CSF, ANA (0) @ DET (1), May 2, 1997; fifth OT period of Game 1 of CSF, ANA (1) @ DAL (0), Apr. 24, 2003; first OT period in Game 2 of CSF, ANA (1) @ DAL (0), Apr. 26, 2003; first OT period of Game 4 of CQF, ANA (3) vs. CGY (2), Apr. 27, 2006

FEWEST POWER PLAY OPPORTUNITIES

Game.....	3	Four times: Game 7 of CQF, ANA (0-2) vs. PHX (0-1), Apr. 29, 1997; Game 1 of SCF, ANA (0-2) @ NJ (1-1), May 27, 2003; Game 7 of SCF, ANA (0-1) @ NJ (0-2), June 9, 2003; Game 6 of CQF, ANA (0-0) @ DET (1-3), May 10, 2013
-----------	---	---

FEWEST PENALTY MINUTES

Game.....	6	Four times: Game 7 of CQF, ANA (2) vs. PHX (4), Apr. 29, 1997; Game 1 of SCF, ANA (2) @ NJ (4), May 27, 2003; Game 7 of SCF, ANA (4) @ NJ (2), June 9, 2003; Game 6 of CQF, ANA (6) @ DET (0), May 10, 2013
-----------	---	---



NHL

ALL-TIME SERIES SUMMARY

Season	Series Results	GF	GA	SF	SA	Power Play	Penalty Killing
1993-94	0-1-1 (0-0-1 in ANA)	4 (2.0)	6 (3.0)	35 (17.5)	79 (39.5)	0-9 (0.0)	8-9 (88.8)
1994-95	Did not play						
1995-96	1-1-0 (1-0-0 in ANA)	6 (3.0)	10 (5.0)	51 (25.5)	67 (33.5)	0-6 (0.0)	5-6 (83.3)
1996-97	1-1-0 (0-1-0 in ANA)	6 (3.0)	7 (3.5)	52 (26.0)	75 (37.5)	1-7 (14.2)	9-9 (100.0)
1997-98	1-1-0 (0-1-0 in ANA)	3 (1.5)	3 (1.5)	49 (24.5)	60 (30.0)	1-6 (16.6)	10-10 (100.0)
1998-99	1-1-0 (0-1-0 in ANA)	4 (2.0)	2 (1.0)	60 (30.0)	52 (26.0)	3-7 (42.9)	7-8 (87.5)
1999-00	1-1-0 (0-1-0 in ANA)	6 (3.0)	5 (2.5)	56 (28.0)	50 (25.0)	2-7 (28.6)	9-10 (90.0)
2000-01	0-0-0-1 (0-0-0-1 in ANA)	2 (3.0)	3 (2.0)	30 (30.0)	28 (28.0)	1-7 (14.3)	5-8 (62.5)
2001-02	0-1-1-0 (0-0-1-0 in ANA)	4 (2.0)	6 (3.0)	54 (27.0)	78 (39.0)	1-12 (08.3)	4-6 (66.7)
2002-03	1-0-0-0 (0-0-0-0 in ANA)	4 (4.0)	1 (1.0)	23 (23.0)	27 (27.0)	2-6 (33.3)	7-7 (100.0)
2003-04	0-0-0-1 (0-0-0-1 in ANA)	3 (3.0)	4 (4.0)	29 (29.0)	30 (30.0)	2-3 (66.6)	0-1 (0.0)
2005-06	0-0-1 (0-0-0 in ANA)	3 (3.0)	4 (4.0)	28 (28.0)	24 (24.0)	2-9 (22.2)	4-4 (100.0)
2006-07	Did not play						
2007-08	1-0-0 (1-0-0 in ANA)	2 (2.0)	1 (1.0)	30 (30.0)	19 (19.0)	0-2 (0.0)	6-7 (85.7)
2008-09	0-1-0 (0-0-0 in ANA)	0 (0.0)	6 (6.0)	35 (35.0)	27 (27.0)	0-3 (0.0)	2-4 (50.0)
2009-10	2-0-0 (1-0-0 in ANA)	10 (5.0)	4 (2.0)	62 (31.0)	64 (32.0)	3-6 (50.0)	8-8 (100.0)
2010-11	1-0-0 (0-0-0 in ANA)	3 (3.0)	0 (0.0)	25 (25.0)	45 (45.0)	1-1 (0.0)	2-2 (100.0)
2011-12	0-1-0 (0-1-0 in ANA)	2 (2.0)	3 (3.0)	27 (27.0)	25 (25.0)	1-3 (33.3)	2-2 (100.0)
2012-13	Did not play						
Totals	10-9-5 (4-4-4 in ANA)	62 (2.6)	65 (2.7)	646 (26.9)	750 (31.3)	19-94 (20.2)	88-101 (87.1)

ALL-TIME SERIES FAST FACTS

	Overall	@ Anaheim	@ Boston
All-Time Series:	10-9-5	4-4-4	6-5-1
Current Streak:	One Boston win	One Boston win	Two Anaheim wins
Last Win by Anaheim:	Dec. 20, 2010 (3-0)	Jan. 13, 2010 (4-3)	Dec. 20, 2010 (3-0)
Last Win by Boston:	Mar. 25, 2012 (3-2)	Mar. 25, 2012 (3-2)	Feb. 26, 2009 (6-0)
Last 10 games:	5-2-3	3-4-3	6-3-1
Overtime Record:	1-0-5	1-0-4	0-0-1
Longest Winning Streak:	Three games	Two games	Two games, two times
	Oct. 8, 2009-Dec. 20, 2010	Oct. 10, 2007-Jan. 13, 2010	Last: Oct. 8, 2009-present
Longest Losing Streak:	Two games, three times	Two games	Two games, two times
	Last: Oct. 19, 2003-Jan. 16, 2006	Oct. 20, 1996-Oct. 13, 1997	Last: Jan. 16, 2006-Feb. 26, 2009
Last Shutout by Anaheim:	Dec. 20, 2010 (3-0)	Oct. 21, 1998 (3-0)	Dec. 20, 2010 (3-0)
Last Shutout by Boston:	Feb. 26, 2009 (6-0)	Oct. 13, 1997 (4-0)	Feb. 26, 2009 (4-0)
Biggest Anaheim win:	Oct. 8, 2009 (6-1)	Two wins by three goals	Oct. 8, 2009 (6-1)
Biggest Boston win:	Feb. 26, 2009 (6-0)	Oct. 30, 1997 (3-0)	Feb. 26, 2009 (6-0)

ALL-TIME SERIES SUMMARY

Season	Series Results	GF	GA	SF	SA	Power Play	Penalty Killing
1993-94	0-2-0 (0-1-0 in ANA)	2 (1.0)	7 (3.5)	45 (22.5)	41 (20.5)	1-7 (14.3)	11-12 (91.7)
1994-95	Did not play						
1995-96	2-0-0 (1-0-0 in ANA)	7 (3.5)	3 (1.5)	81 (40.5)	62 (31.0)	3-12 (25.0)	13-13 (100.0)
1996-97	1-0-1 (1-0-0 in ANA)	6 (3.0)	3 (1.5)	92 (46.0)	44 (22.0)	1-10 (10.0)	10-12 (83.3)
1997-98	0-2-0 (0-1-0 in ANA)	2 (1.0)	7 (3.5)	61 (30.5)	54 (27.0)	0-7 (0.0)	8-10 (80.0)
1998-99	1-1-0 (0-1-0 in ANA)	9 (4.5)	5 (2.5)	56 (28.0)	52 (26.0)	2-6 (33.3)	7-9 (77.8)
1999-00	0-1-1-0 (0-1-0-0 in ANA)	2 (1.0)	7 (3.5)	48 (24.0)	72 (36.0)	2-9 (22.2)	8-9 (88.9)
2000-01	0-1-1-0 (0-1-0-0 in ANA)	2 (1.0)	6 (3.0)	40 (20.0)	62 (31.0)	0-5 (0.0)	8-8 (100.0)
2001-02	0-1-0-0 (0-1-0-0 in ANA)	1 (1.0)	3 (3.0)	17 (17.0)	18 (18.0)	1-4 (25.0)	3-4 (75.0)
2002-03	0-1-0-0 (0-0-0-0 in ANA)	0 (0.0)	4 (4.0)	22 (22.0)	36 (36.0)	0-5 (0.0)	4-5 (80.0)
2003-04	0-2-0-0 (0-1-0-0 in ANA)	4 (2.0)	10 (5.0)	62 (31.0)	70 (35.0)	2-5 (40.0)	4-6 (66.6)
2005-06	0-0-1 (0-0-0 in ANA)	2 (2.0)	3 (3.0)	30 (30.0)	31 (31.0)	0-4 (0.0)	1-2 (50.0)
2006-07	Did not play						
2007-08	1-0-0 (1-0-0 in ANA)	4 (4.0)	1 (1.0)	33 (33.0)	23 (23.0)	2-3 (66.7)	4-4 (100.0)
2008-09	2-0-0 (1-0-0 in ANA)	6 (3.0)	4 (2.0)	59 (29.5)	59 (29.5)	2-6 (33.3)	5-6 (83.3)
2009-10	1-0-0 (1-0-0 in ANA)	5 (5.0)	4 (4.0)	30 (30.0)	45 (45.0)	1-3 (33.3)	3-4 (75.0)
2010-11	0-1-0 (0-0-0 in ANA)	2 (2.0)	5 (5.0)	23 (23.0)	42 (42.0)	2-4 (50.0)	3-5 (60.0)
2011-12	0-2-0 (0-1-1 in ANA)	1 (0.5)	6 (3.0)	73 (36.5)	49 (24.5)	0-7 (0.0)	6-9 (66.7)
2012-13	Did not play						
Totals	8-14-4 (5-8-0 in ANA)	55 (2.1)	78 (3.0)	772 (29.7)	760 (29.2)	19-97 (19.6)	98-118 (83.1)

ALL-TIME SERIES FAST FACTS

	Overall	@ Anaheim	@ Buffalo
All-Time Series:	8-14-4	5-8-0	3-6-4
Current Streak:	Three Buffalo wins	One Buffalo win	Two Buffalo wins
Last Win by Anaheim:	Jan. 19, 2010 (5-4)	Jan. 19, 2010 (5-4)	Feb. 24, 2009 (3-2)
Last Win by Buffalo:	Feb. 29, 2012 (2-0)	Feb. 29, 2012 (2-0)	Oct. 7, 2011 (4-1)*
Last 10 games:	4-5-1	3-7-0	2-5-3
Overtime Record:	1-1-4	1-1-0	0-0-4
Longest Winning Streak:	Four games	Three games	One game, three times
	Dec. 5, 2007-Jan. 19, 2010	Dec. 5, 2007-Jan. 19, 2010	Last: Feb. 24, 2009
Longest Losing Streak:	Five games	Six games	Three games
	Jan. 16, 2002-Dec. 8, 2005	Jan. 7, 1998-Oct. 24, 2003	Dec. 4, 2002-Dec. 8, 2005
Last Shutout by Anaheim:	None	None	None
Last Shutout by Buffalo:	Feb. 29, 2012 (2-0)	Feb. 29, 2012 (2-0)	Dec. 4, 2002 (4-0)
Biggest Anaheim win:	Jan. 1, 1999 (7-2)	Two wins by three goals	Jan. 1, 1999 (7-2)
Biggest Buffalo win:	Jan. 17, 2000 (5-0)	Jan. 17, 2000 (5-0)	Two wins by four goals

*Hartwall Arena, Helsinki, Finland

ALL-TIME SERIES SUMMARY

Season	Series Results	GF	GA	SF	SA	Power Play	Penalty Killing
1993-94	1-4-1 (0-2-1 in ANA)	12 (2.0)	19 (3.2)	160 (26.7)	197 (32.8)	3-28 (10.7)	19-22 (86.4)
1994-95	3-2-0 (2-1-0 in ANA)	15 (3.0)	13 (2.6)	136 (27.2)	157 (31.4)	2-28 (7.1)	17-20 (85.0)
1995-96	3-2-0 (1-1-0 in ANA)	16 (3.2)	12 (2.4)	129 (25.8)	160 (32.0)	6-30 (20.0)	24-28 (85.7)
1996-97	1-4-1 (1-1-1 in ANA)	14 (2.3)	17 (2.8)	171 (28.5)	190 (31.7)	2-24 (8.3)	15-22 (68.1)
1997-98	2-2-1 (1-1-1 in ANA)	16 (3.2)	15 (3.0)	132 (26.4)	168 (33.6)	3-24 (12.5)	14-18 (77.8)
1998-99	2-2-0 (1-1-0 in ANA)	10 (2.5)	9 (2.3)	124 (31.0)	111 (27.8)	4-17 (23.5)	17-19 (89.5)
1999-00	2-2-0 (2-0-0 in ANA)	10 (2.5)	13 (3.3)	120 (30.0)	113 (28.3)	4-22 (18.2)	11-17 (64.7)
2000-01	2-0-2-0 (1-0-1-0 in ANA)	18 (4.5)	11 (2.8)	108 (27.0)	106 (26.5)	8-20 (40.0)	16-19 (84.2)
2001-02	2-1-1-0 (1-0-1-0 in ANA)	11 (2.8)	7 (1.8)	112 (28.0)	93 (23.25)	4-22 (18.1)	12-13 (93.2)
2002-03	2-1-1-0 (1-0-1-0 in ANA)	11 (2.8)	11 (2.8)	109 (27.3)	129 (32.3)	2-16 (12.5)	13-17 (76.5)
2003-04	1-3-0-0 (1-1-0-0 in ANA)	8 (2.0)	14 (3.5)	113 (28.3)	96 (24.0)	4-18 (22.2)	16-22 (72.7)
2005-06	2-2-0 (2-0-0 in ANA)	9 (2.3)	10 (2.5)	129 (32.3)	107 (26.8)	7-29 (24.1)	16-22 (72.7)
2006-07	2-2-0 (2-0-0 in ANA)	11 (2.8)	10 (2.5)	141 (35.3)	90 (22.5)	4-18 (22.2)	15-17 (88.2)
2007-08	3-1-0 (2-0-0 in ANA)	14 (3.5)	9 (2.3)	119 (29.8)	122 (30.5)	7-15 (46.7)	15-19 (78.9)
2008-09	3-1-0 (2-0-0 in ANA)	11 (2.8)	9 (2.3)	135 (33.8)	118 (29.5)	1-9 (11.1)	16-18 (88.9)
2009-10	2-2-0 (2-0-0 in ANA)	10 (2.5)	12 (3.0)	107 (26.8)	146 (36.5)	1-8 (12.5)	10-11 (90.9)
2010-11	4-0-0 (2-0-0 in ANA)	17 (4.3)	12 (3.0)	110 (27.5)	130 (32.5)	5-15 (33.3)	17-20 (85.0)
2011-12	2-1-1 (2-0-0 in ANA)	8 (2.0)	10 (2.5)	119 (29.8)	97 (24.3)	1-15 (6.7)	11-14 (78.6)
2012-13	2-1-0 (1-0-0 in ANA)	10 (3.3)	7 (2.3)	81 (27.0)	85 (28.3)	0-4 (0.0)	6-8 (75.0)
Totals	41-33-8 (27-8-6 in ANA)	231 (2.8)	220 (2.7)	2355 (28.7)	2415 (29.5)	68-364 (18.7)	280-346 (80.9)

ALL-TIME SERIES FAST FACTS

	Overall 41-33-8	@ Anaheim 27-8-6	@ Calgary 14-25-2
All-Time Series:	One Calgary win	16 Anaheim wins	One Calgary win
Current Streak:	Mar. 3, 2013 (4-0)	Mar. 3, 2013 (4-0)	Jan. 21, 2013 (5-4)
Last Win by Anaheim:	Apr. 19, 2013 (3-1)	Jan. 19, 2004 (5-1)	Apr. 19, 2013 (3-1)
Last Win by Calgary:	7-2-1	10-0-0	4-5-1
Last 10 games:	9-1-8	7-0-6	2-1-2
Overtime Record:	Six games	16 games	Three games
Longest Winning Streak:	Mar. 15, 1995-Jan. 5, 1996	Apr. 4, 2004-present	Mar. 15, 1995-Jan. 5, 1996
Longest Losing Streak:	Five games	Three games	Six games
	Feb. 2, 1994-Feb. 26, 1995	Feb. 2, 1994-Feb. 26, 1995	Feb. 1, 2004-Jan. 19, 2007
Last Shutout by Anaheim:	Mar. 3, 2013 (4-0)	Mar. 3, 2013 (4-0)	Dec. 8, 2001 (4-0)
Last Shutout by Calgary:	Jan. 12, 2012 (1-0)	Apr. 11, 1994 (3-0)	Jan. 12, 2012 (1-0)
Biggest Anaheim win:	Dec. 20, 1996 (7-0)	Dec. 20, 1996 (7-0)	Feb. 9, 1995 (5-0)
Biggest Calgary win:	Feb. 9, 1997 (6-1)	Feb. 19, 2004 (5-1)	Feb. 9, 1997 (6-1)

CALGARY FLAMES

ALL-TIME SERIES SUMMARY

Season	Series Results	GF	GA	SF	SA	Power Play	Penalty Killing
1993-94	2-0-0 (1-0-0 in ANA)	9 (4.5)	5 (2.5)	72 (36.0)	67 (33.5)	1-8 (12.5)	10-11 (90.9)
1994-95	Did not play						
1995-96	0-2-0 (0-1-0 in ANA)	5 (2.5)	7 (3.5)	61 (30.5)	59 (29.5)	2-17 (11.8)	14-15 (93.3)
1996-97	1-1-0 (1-0-0 in ANA)	7 (3.5)	7 (3.5)	67 (33.5)	74 (37.0)	1-5 (20.0)	4-7 (57.1)
1997-98	0-2-0 (0-1-0 in ANA)	2 (1.0)	5 (2.5)	48 (24.0)	58 (29.0)	0-8 (0.0)	12-12 (100.0)
1998-99	1-1-0 (1-0-0 in ANA)	6 (3.0)	7 (3.5)	72 (36.0)	65 (32.5)	1-8 (12.5)	6-7 (85.7)
1999-00	0-0-1-0 (0-0-0-0 in ANA)	4 (4.0)	4 (4.0)	26 (26.0)	43 (43.0)	1-2 (50.0)	5-5 (100.0)
2000-01	0-1-1-0 (0-0-1-0 in ANA)	2 (1.0)	6 (3.0)	61 (30.5)	48 (24.0)	0-10 (0.0)	9-12 (25.0)
2001-02	0-1-0-0 (0-1-0-0 in ANA)	1 (1.0)	4 (4.0)	20 (20.0)	28 (28.0)	0-5 (0.0)	5-5 (100.0)
2002-03	2-0-0-0 (1-0-0-0 in ANA)	6 (3.0)	1 (5.0)	44 (22.0)	57 (28.5)	1-8 (12.5)	9-9 (100.0)
2003-04	2-0-0-0 (1-0-0-0 in ANA)	6 (3.0)	3 (1.5)	74 (37.0)	42 (21.0)	2-11 (18.2)	7-8 (87.5)
2005-06	0-1-0 (0-1-0 in ANA)	2 (2.0)	6 (6.0)	37 (37.0)	31 (31.0)	0-4 (0.0)	4-5 (80.0)
2006-07	0-1-0 (0-0-0 in ANA)	2 (2.0)	4 (4.0)	27 (27.0)	27 (27.0)	1-6 (16.7)	3-6 (50.0)
2007-08	Did not play						
2008-09	1-1-0 (0-1-0 in ANA)	5 (2.5)	4 (2.0)	60 (30.0)	61 (30.5)	1-8 (12.5)	8-8 (100.0)
2009-10	1-0-0 (1-0-0 in ANA)	3 (3.0)	2 (2.0)	33 (33.0)	30 (30.0)	1-2 (50.0)	3-3 (100.0)
2010-11	0-1-0 (0-0-0 in ANA)	2 (2.0)	4 (4.0)	45 (45.0)	32 (32.0)	1-7 (14.3)	1-3 (33.3)
2011-12	2-0-0 (1-0-0 in ANA)	6 (3.0)	4 (2.0)	71 (35.5)	65 (32.5)	1-6 (16.7)	3-4 (75.0)
2012-13	Did not play						
Totals	12-12-2 (7-5-1 in ANA)	68 (2.6)	73 (2.8)	818 (31.5)	787 (30.3)	14-115 (12.2)	103-120 (85.8)

ALL-TIME SERIES FAST FACTS

	Overall 12-12-2	@ Anaheim 7-5-1	@ Carolina 5-7-1
All-Time Series:	Two Anaheim wins	Two Anaheim wins	One Anaheim win
Current Streak:	Feb. 23, 2012 (3-2 SO)	Feb. 8, 2012 (3-2 OT)	Feb. 23, 2012 (3-2 SO)
Last Win by Anaheim:	Dec. 18, 2010 (4-2)	Oct. 19, 2008 (3-1)	Dec. 18, 2010 (4-2)
Last Win by Carolina:	6-4-0	6-3-1	4-5-1
Last 10 games:	3-0-2	2-0-1	1-0-1
Overtime Record:	Four games	Two games, two times	Two games
Longest Winning Streak:	Feb. 9, 2003-Feb. 4, 2004	Last Nov. 25, 2009-present	Feb. 23, 2003-Dec. 31, 2003
Longest Losing Streak:	Three games, two times	Two games	Five games
	Stated Dec. 6, 2005-Oct. 19, 2008	Dec. 6, 2005-Oct. 19, 2008	Oct. 11, 1995-Jan. 14, 2001
Last Shutout by Anaheim:	Feb. 23, 2003 (4-0)	None	Feb. 23, 2003 (4-0)
Last Shutout by Carolina:	Jan. 14, 2001 (4-0)	None	Jan. 14, 2001 (4-0)
Biggest Anaheim win:	Feb. 23, 2003 (4-0)	Two wins by three goals	Feb. 23, 2003 (4-0)
Biggest Carolina win:	Two wins by four goals	Dec. 6, 2005 (6-2)	Jan. 14, 2001 (4-0)

CAROLINA HURRICANES

ALL-TIME SERIES SUMMARY

Season	Series Results	GF	GA	SF	SA	Power Play	Penalty Killing
1993-94	1-4-0 (0-2-0 in ANA)	10 (0.7)	13 (2.6)	129 (25.8)	146 (29.2)	2-20 (10.0)	14-16 (87.5)
1994-95	1-3-0 (1-1-0 in ANA)	5 (1.3)	12 (3.0)	84 (21.0)	126 (31.5)	0-19 (0.0)	12-16 (75.0)
1995-96	0-3-1 (0-2-0 in ANA)	7 (1.8)	14 (3.5)	81 (20.3)	138 (34.5)	3-23 (13.0)	17-22 (77.3)
1996-97	3-0-1 (1-0-1 in ANA)	11 (2.8)	6 (1.5)	104 (26.0)	111 (27.8)	4-17 (23.5)	13-15 (86.7)
1997-98	2-2-0 (1-1-0 in ANA)	7 (1.8)	11 (2.8)	113 (28.3)	128 (32.0)	0-24 (0.0)	15-18 (83.3)
1998-99	3-1-0 (2-0-0 in ANA)	13 (3.3)	8 (2.0)	102 (25.5)	106 (26.5)	3-17 (17.6)	18-21 (85.7)
1999-00	3-1-0 (2-0-0 in ANA)	17 (3.4)	15 (3.0)	139 (27.8)	130 (26.0)	5-20 (25.0)	16-19 (84.2)
2000-01	2-2-0 (1-1-0 in ANA)	11 (2.8)	9 (2.3)	86 (21.5)	137 (34.3)	3-10 (30.0)	17-19 (89.4)
2001-02	1-2-1-0 (1-0-1-0 in ANA)	8 (2.0)	7 (1.8)	110 (27.5)	129 (32.3)	2-19 (10.5)	11-13 (84.6)
2002-03	4-0-0 (2-0-0 in ANA)	16 (4.0)	10 (2.5)	112 (28.0)	128 (32.0)	4-15 (26.6)	12-12 (100.0)
2003-04	2-1-1-0 (1-0-1-0 in ANA)	11 (2.8)	9 (2.3)	123 (30.1)	124 (31.0)	3-17 (17.6)	17-20 (85.0)
2005-06	4-0-0 (2-0-0 in ANA)	14 (3.5)	6 (1.5)	111 (27.8)	121 (30.3)	3-30 (10.0)	23-24 (95.8)
2006-07	3-0-1 (1-0-1 in ANA)	14 (3.5)	7 (1.8)	116 (29.0)	92 (23.0)	6-28 (21.4)	14-17 (82.4)
2007-08	3-1-0 (2-0-0 in ANA)	13 (3.3)	10 (2.5)	101 (25.3)	123 (30.8)	4-25 (16.0)	19-22 (86.4)
2008-09	1-2-1 (1-1-0 in ANA)	7 (1.8)	10 (2.5)	119 (29.8)	131 (32.8)	2-9 (22.2)	10-12 (83.3)
2009-10	3-1-0 (2-0-0 in ANA)	12 (3.0)	8 (2.0)	106 (26.5)	140 (35.0)	4-12 (33.3)	12-14 (85.7)
2010-11	2-1-1 (1-1-0 in ANA)	7 (1.8)	9 (2.3)	96 (24.0)	145 (36.3)	1-12 (8.3)	8-10 (80.0)
2011-12	1-2-1 (1-1-0 in ANA)	11 (2.8)	14 (3.5)	122 (30.5)	120 (30.0)	3-15 (20.0)	12-16 (75.0)
2012-13	3-0-0 (1-0-0 in ANA)	9 (3.0)	5 (1.7)	81 (27.0)	80 (26.7)	1-7 (14.3)	9-12 (75.0)
Totals	42-26-9 (23-10-4 in ANA)	203 (2.6)	183 (2.4)	2035 (26.4)	2355 (30.6)	53-339 (15.6)	269-318 (84.6)

ALL-TIME SERIES FAST FACTS

	Overall 42-26-9	@ Anaheim 23-10-4	@ Chicago 19-16-5
All-Time Series:	Four Anaheim wins	Two Anaheim wins	Two Anaheim wins
Current Streak:	Mar. 29, 2013 (2-1)	Mar. 29, 2013 (4-2)	Mar. 29, 2013 (2-1)
Last Win by Anaheim:	Dec. 16, 2011 (4-1)	Nov. 25, 2011 (6-5)	Dec. 16, 2011 (4-1)
Last Win by Chicago:	6-3-1	7-3-0	4-3-3
Last 10 games:	2-1-9	1-1-5	1-0-4
Overtime Record:	Nine games	Five games	Six games
Longest Winning Streak:	Nov. 28, 2003-Feb. 24, 2008	Feb. 1, 1998-Feb. 7, 2000	Mar. 5, 2004-Dec. 7, 2007
Longest Losing Streak:	Five games	Three games, two times	Four games, two times
	Mar. 5, 1995-Feb. 4, 1996	Last: Apr. 5, 2000-Feb. 7, 2001	Last: Mar. 5, 2008-Jan. 3, 2010
Last Shutout by Anaheim:	Nov. 27, 2009 (3-0)	Nov. 27, 2009 (3-0)	Oct. 28, 2006 (3-0)
Last Shutout by Chicago:	Mar. 5, 2008 (3-0)	Nov. 19, 1997 (4-0)	Mar. 5, 2008 (3-0)
Biggest Anaheim win:	Jan. 6, 1994 (6-2)	Six wins by three goals	Jan. 6, 1994 (6-2)
Biggest Chicago win:	Nov. 19, 1997 (4-0)	Nov. 19, 1997 (4-0)	Eight wins by three goals

ALL-TIME SERIES SUMMARY

Season	Series Results	GF	GA	SF	SA	Power Play	Penalty Killing
1993-94	1-1-0 (0-1-0 in ANA)	6 (3.0)	4 (2.0)	58 (29.0)	58 (29.0)	0-11 (0.0)	10-12 (16.7)
1994-95	Did not play						
1995-96	3-3-0 (3-0-0 in ANA)	19 (3.2)	17 (2.8)	162 (27.0)	178 (29.7)	3-28 (10.7)	20-26 (23.1)
1996-97	0-2-3 (0-1-1 in ANA)	14 (2.8)	18 (3.6)	140 (28.0)	183 (36.6)	3-20 (15.0)	21-26 (80.8)
1997-98	2-2-1 (1-1-1 in ANA)	14 (2.8)	14 (2.8)	151 (30.2)	139 (27.8)	3-27 (11.1)	30-35 (85.7)
1998-99	1-3-0 (0-2-0 in ANA)	8 (2.0)	14 (3.5)	117 (29.3)	138 (34.5)	3-22 (13.6)	12-16 (75.0)
1999-00	1-2-1-0 (0-1-1-0 in ANA)	10 (2.5)	11 (2.8)	123 (30.8)	77 (19.3)	2-20 (10.0)	9-15 (60.0)
2000-01	0-3-1-0 (0-2-0-0 in ANA)	4 (1.0)	11 (2.8)	107 (26.8)	93 (23.3)	1-14 (7.1)	11-13 (84.6)
2001-02	0-3-1-0 (0-2-0-0 in ANA)	5 (1.25)	9 (2.25)	90 (22.5)	119 (29.75)	1-16 (6.3)	16-18 (88.9)
2002-03	3-0-0-1 (1-0-0-1 in ANA)	14 (3.5)	11 (2.8)	110 (27.5)	126 (31.5)	5-19 (26.3)	16-21 (76.2)
2003-04	2-1-0-1 (2-0-0-0 in ANA)	7 (1.8)	8 (2.0)	109 (27.3)	128 (32.0)	3-16 (17.7)	18-22 (81.8)
2005-06	1-3-0 (1-1-0 in ANA)	13 (3.3)	15 (3.8)	123 (30.8)	127 (31.8)	5-19 (26.3)	18-20 (90.0)
2006-07	1-1-2 (1-0-1 in ANA)	9 (2.3)	11 (2.8)	152 (38.0)	115 (28.8)	3-20 (15.0)	13-16 (81.3)
2007-08	3-1-0 (2-0-0 in ANA)	7 (1.8)	5 (1.3)	116 (29.0)	103 (25.8)	2-14 (14.3)	15-15 (100.0)
2008-09	4-0-0 (2-0-0 in ANA)	19 (4.8)	7 (1.8)	115 (28.8)	130 (32.5)	6-18 (33.3)	12-15 (80.0)
2009-10	3-1-0 (1-1-0 in ANA)	17 (4.3)	10 (2.5)	137 (34.3)	99 (24.8)	5-16 (31.3)	11-15 (73.3)
2010-11	4-0-0 (2-0-0 in ANA)	17 (4.3)	8 (2.0)	136 (34.0)	110 (27.5)	3-19 (15.8)	9-10 (90.0)
2011-12	1-2-1 (1-1-0 in ANA)	8 (2.0)	13 (3.3)	106 (26.5)	127 (31.8)	3-9 (33.3)	6-8 (75.0)
2012-13	2-1-0 (1-1-0 in ANA)	8 (2.7)	7 (2.3)	81 (27.0)	82 (27.3)	4-11 (36.4)	6-8 (75.0)
Totals	32-29-12 (18-14-5 in ANA)	199 (2.7)	193 (2.6)	2133 (29.2)	2032 (27.8)	55-319 (17.2)	253-311 (81.4)

ALL-TIME SERIES FAST FACTS

	Overall 32-29-12	@ Anaheim 18-14-5	@ Colorado 14-15-7
All-Time Series:	One Colorado win	One Colorado win	One Anaheim win
Current Streak:	Feb. 24, 2013 (4-3 OT)	Feb. 24, 2013 (4-3 OT)	Feb. 6, 2013 (3-0)
Last Win by Anaheim:	Apr. 10, 2013 (4-1)	Apr. 10, 2013 (4-1)	Mar. 12, 2012 (3-2 OT)
Last Win by Colorado:	6-3-1	7-3-0	7-2-1
Last 10 games:	7-0-12	6-0-5	1-0-7
Overtime Record:	Six games	Five games	Six games
Longest Winning Streak:	Mar. 21, 2016-Mar. 28, 2011	Feb. 25, 2007-Mar. 19, 2009	Jan. 31, 2009-Mar. 11, 2011
Longest Losing Streak:	Three games	Four games	Six games
	Jan. 27, 1999-Dec. 10, 1999	Nov. 15, 2000-Apr. 12, 2002	Nov. 18, 2003-Feb. 13, 2007
Last Shutout by Anaheim:	Feb. 6, 2013 (3-0)	Dec. 19, 2003 (1-0)	Feb. 6, 2013 (3-0)
Last Shutout by Colorado:	Mar. 6, 2008 (1-0)	Nov. 15, 2000 (3-0)	Mar. 6, 2008 (1-0)
Biggest Anaheim win:	Mar. 25, 2009 (7-2)	Two wins by four goals	Mar. 25, 2009 (7-2)
Biggest Colorado win:	Two wins by four goals	Two wins by three goals	Two wins by four goals

ALL-TIME SERIES SUMMARY

Season	Series Results	GF	GA	SF	SA	Power Play	Penalty Killing
2000-01	1-3-0 (1-1-0-0 in ANA)	10 (2.5)	16 (4.0)	121 (30.3)	84 (21.0)	3-16 (18.8)	11-19 (57.9)
2001-02	1-3-0-0 (1-1-0-0 in ANA)	8 (2.0)	10 (2.5)	123 (30.8)	115 (28.8)	1-19 (5.3)	9-12 (75.0)
2002-03	4-0-0-0 (2-0-0-0 in ANA)	14 (3.5)	5 (1.3)	125 (31.3)	112 (28.0)	3-15 (20.0)	17-18 (94.4)
2003-04	1-2-1-0 (1-0-1-0 in ANA)	7 (1.8)	8 (2.0)	148 (37.0)	118 (29.5)	1-20 (5.0)	18-20 (90.0)
2005-06	2-1-1 (1-0-1 in ANA)	10 (2.0)	10 (2.3)	150 (40.3)	123 (31.7)	3-22 (12.5)	32-37 (85.7)
2006-07	2-1-1 (1-0-1 in ANA)	16 (4.0)	14 (3.5)	130 (32.5)	130 (32.5)	6-21 (28.6)	21-22 (95.5)
2007-08	3-1-0 (2-0-0 in ANA)	8 (2.0)	9 (2.3)	124 (31.0)	119 (29.8)	4-24 (16.7)	25-31 (80.6)
2008-09	3-1-0 (1-1-0 in ANA)	13 (3.3)	9 (2.3)	98 (24.5)	121 (30.3)	1-11 (9.1)	21-24 (87.5)
2009-10	1-2-1 (0-2-0 in ANA)	11 (2.8)	15 (3.8)	133 (33.3)	131 (32.8)	3-16 (18.8)	12-16 (75.0)
2010-11	2-2-0 (1-1-0 in ANA)	13 (3.3)	9 (2.3)	133 (33.3)	115 (28.8)	6-16 (37.5)	11-14 (78.6)
2011-12	2-1-1 (1-0-1 in ANA)	15 (3.8)	13 (3.3)	117 (29.3)	87 (21.8)	6-17 (35.3)	10-15 (66.7)
2012-13	1-0-2 (1-0-1 in ANA)	6 (2.0)	7 (2.3)	87 (29.0)	73 (24.3)	3-8 (37.5)	7-7 (100.0)
Totals	23-17-7 (12-7-5 in ANA)	131 (2.8)	125 (2.7)	1489 (31.7)	1328 (28.3)	40-205 (19.5)	204-249 (81.9)

ALL-TIME SERIES FAST FACTS

	Overall 23-17-7	@ Anaheim 12-7-5	@ Columbus 11-10-2
All-Time Series:	Two Columbus wins	One Columbus win	One Columbus win
Current Streak:	Feb. 18, 2013 (3-2)	Feb. 18, 2013 (3-2)	Feb. 12, 2012 (5-3)
Last Win by Anaheim:	Apr. 17, 2013 (3-2 OT)	Apr. 17, 2013 (3-2 OT)	Mar. 31, 2013 (3-2 OT)
Last Win by Columbus:	5-2-3	4-4-2	6-2-2
Last 10 games:	3-0-7	2-0-4	1-0-3
Overtime Record:	Five games, two times	Three games, two times	Three games, two times
Longest Winning Streak:	Last: Nov. 1, 2007-Dec. 7, 2008	Last: Nov. 1, 2007-Dec. 7, 2008	Last: Dec. 10, 2007-Feb. 21, 2009
Longest Losing Streak:	Five games Jan. 27, 2001-Dec. 31, 2001	Four games Dec. 31, 2008-Nov. 19, 2010	Four games Dec. 6, 2000-Dec. 31, 2001
Last Shutout by Anaheim:	Jan. 7, 2011 (6-0)	Jan. 7, 2011 (6-0)	None
Last Shutout by Columbus:	Dec. 31, 2008 (2-0)	Dec. 31, 2008 (2-0)	Oct. 5, 2007 (4-0)
Biggest Anaheim win:	Jan. 7, 2011 (6-0)	Jan. 7, 2011 (6-0)	Two wins by three goals
Biggest Columbus win:	Oct. 5, 2007 (4-0)	Two wins by three goals	Oct. 5, 2007 (4-0)

COLUMBUS BLUE JACKETS

ALL-TIME SERIES SUMMARY

Season	Series Results	GF	GA	SF	SA	Power Play	Penalty Killing
1993-94	3-2-0 (2-1-0 in ANA)	17 (3.4)	15 (3.0)	128 (25.6)	156 (31.2)	6-24 (25.0)	21-26 (80.8)
1994-95	0-4-0 (0-2-0 in ANA)	3 (0.8)	19 (4.8)	96 (24.0)	148 (37.0)	0-14 (0.0)	14-18 (77.7)
1995-96	1-3-0 (1-1-0 in ANA)	9 (2.3)	14 (3.5)	132 (33.0)	119 (29.8)	3-20 (15.0)	18-23 (78.3)
1996-97	1-3-0 (1-1-0 in ANA)	9 (2.3)	12 (3.0)	96 (24.0)	135 (33.8)	0-8 (0.0)	9-14 (64.3)
1997-98	1-3-0 (1-1-0 in ANA)	5 (1.3)	16 (4.0)	98 (24.5)	115 (28.8)	0-15 (0.0)	9-11 (81.8)
1998-99	1-4-1 (1-2-0 in ANA)	12 (2.0)	19 (3.2)	172 (28.7)	171 (28.5)	5-22 (22.7)	20-26 (76.9)
1999-00	3-3-0-0 (2-1-0-0 in ANA)	17 (2.8)	15 (2.5)	153 (25.5)	150 (25.0)	2-25 (8.0)	28-35 (80.0)
2000-01	0-4-0-1 (0-2-0-0 in ANA)	5 (1.0)	20 (4.0)	115 (23.0)	131 (26.2)	2-21 (9.5)	13-17 (76.5)
2001-02	3-1-1-0 (1-1-1-0 in ANA)	15 (3.0)	10 (2.0)	123 (24.6)	156 (31.2)	5-23 (21.7)	19-22 (86.4)
2002-03	1-3-1-0 (0-1-1-0 in ANA)	8 (1.6)	13 (2.6)	138 (27.6)	144 (28.8)	3-24 (12.5)	13-17 (76.5)
2003-04	2-2-2-0 (2-0-1-0 in ANA)	13 (2.2)	14 (2.3)	149 (24.8)	172 (28.7)	6-22 (27.3)	26-31 (83.9)
2005-06	2-5-1 (1-3-0 in ANA)	18 (2.3)	26 (3.0)	225 (28.1)	222 (27.8)	4-41 (9.8)	41-52 (78.8)
2006-07	4-2-2 (3-0-1 in ANA)	21 (2.6)	15 (1.9)	232 (29.0)	219 (27.4)	7-39 (17.9)	36-41 (87.8)
2007-08	3-5-0 (2-2-0 in ANA)	15 (1.9)	24 (3.0)	185 (23.1)	189 (23.6)	8-50 (16.0)	28-37 (75.7)
2008-09	3-2-1 (1-2-0 in ANA)	15 (2.5)	19 (3.2)	171 (28.5)	190 (31.7)	4-21 (19.1)	23-29 (79.3)
2009-10	2-3-1 (2-1-0 in ANA)	15 (2.5)	19 (3.2)	194 (32.3)	221 (36.8)	2-15 (13.3)	16-19 (84.2)
2010-11	4-2-0 (2-1-0 in ANA)	21 (3.5)	16 (2.7)	172 (28.7)	175 (29.2)	6-22 (27.3)	19-24 (79.2)
2011-12	1-5-0 (1-2-0 in ANA)	11 (1.8)	19 (3.2)	173 (28.8)	145 (24.2)	3-21 (14.3)	13-17 (76.5)
2012-13	3-2-0 (1-1-0 in ANA)	13 (2.6)	9 (1.8)	136 (27.2)	138 (27.6)	2-13 (15.4)	18-20 (90.0)
Totals	38-58-11 (24-25-4 in ANA)	242 (2.3)	314 (2.9)	2888 (27.0)	3096 (28.9)	68-440 (15.5)	384-479 (80.2)

ALL-TIME SERIES FAST FACTS

	Overall 35-56-11	@ Anaheim 23-24-4	@ Dallas 12-32-7
All-Time Series:	Three Dallas wins	One Dallas win	Three Dallas wins
Current Streak:	Jan. 10, 2012 (5-2)	Jan. 10, 2012 (5-2)	Mar. 23, 2011 (4-3 OT)
Last Win by Anaheim:	Mar. 10, 2012 (2-0)	Feb. 1, 2012 (6-2)	Mar. 10, 2012 (2-0)
Last Win by Dallas:	3-7-0	6-4-0	3-4-1
Last 10 games:	9-1-1	7-1-4	2-0-7
Overtime Record:	Three games, two times	Four games	Two games, two times
Longest Winning Streak:	Last: Dec. 20, 2006-Jan. 28, 2007	Dec. 8, 2009-Mar. 4, 2011	Last: Mar. 19, 2008-Nov. 22, 2008
Longest Losing Streak:	Nine games Dec. 22, 1993-Mar. 28, 1996	Four games Dec. 22, 1993-Mar. 5, 1996	Nine games Mar. 22, 1994-Mar. 13, 1998
Last Shutout by Anaheim:	Dec. 7, 2003 (4-0)	Dec. 7, 2003 (4-0)	None
Last Shutout by Dallas:	Mar. 10, 2012 (2-0)	Nov. 5, 2007 (5-0)	Mar. 10, 2012 (2-0)
Biggest Anaheim win:	Jan. 25, 2002 (6-1)	Dec. 7, 2003 (4-0)	Jan. 25, 2002 (6-1)
Biggest Dallas win:	Mar. 21, 2001 (8-0)	Nov. 5, 2007 (5-0)	Mar. 21, 2001 (8-0)

DALLAS STARS

ALL-TIME SERIES SUMMARY

Season	Series Results	GF	GA	SF	SA	Power Play	Penalty Killing
1993-94	0-3-1 (0-2-0 in ANA)	12 (3.0)	22 (5.5)	110 (27.5)	151 (37.8)	7-18 (38.8)	10-15 (66.6)
1994-95	0-3-1 (0-1-1 in ANA)	15 (3.8)	21 (5.3)	109 (27.3)	152 (38.0)	5-18 (27.7)	9-12 (75.0)
1995-96	0-3-1 (0-1-1 in ANA)	6 (1.5)	18 (4.5)	98 (24.5)	145 (36.3)	3-18 (11.6)	11-20 (55.0)
1996-97	3-0-1 (2-0-0 in ANA)	7 (1.8)	3 (0.8)	99 (24.8)	134 (33.0)	1-11 (9.0)	13-13 (100.0)
1997-98	0-3-1 (0-2-0 in ANA)	7 (1.8)	13 (3.3)	102 (25.5)	151 (37.8)	1-19 (5.3)	10-16 (62.5)
1998-99	1-3-0 (1-1-0 in ANA)	9 (2.3)	12 (3.0)	110 (27.5)	136 (34.0)	5-23 (21.7)	19-23 (82.6)
1999-00	2-2-0 (2-0-0 in ANA)	12 (3.0)	13 (3.3)	103 (25.8)	123 (30.8)	4-19 (21.1)	13-18 (72.2)
2000-01	0-3-0-1 (0-2-0-0 in ANA)	6 (1.5)	11 (2.8)	85 (21.2)	149 (37.2)	1-18 (5.6)	16-23 (69.6)
2001-02	1-2-1-0 (0-1-1-0 in ANA)	6 (1.5)	8 (2.0)	103 (25.7)	107 (26.7)	1-18 (5.6)	12-18 (66.6)
2002-03	1-2-0-1 (1-1-0-0 in ANA)	8 (2.0)	9 (2.3)	112 (28.0)	139 (34.8)	2-24 (8.3)	13-15 (86.7)
2003-04	1-2-1-0 (1-0-1-0 in ANA)	13 (3.3)	18 (4.5)	115 (28.8)	160 (40.0)	2-11 (18.2)	13-15 (86.6)
2005-06	1-3-0 (1-1-0 in ANA)	6 (1.5)	9 (2.3)	104 (26.0)	130 (32.5)	3-18 (16.7)	19-25 (76.0)
2006-07	2-2-0 (2-0-0 in ANA)	9 (2.3)	6 (1.5)	105 (26.3)	115 (28.8)	4-21 (19.0)	19-22 (86.4)
2007-08	2-1-1 (1-1-0 in ANA)	12 (3.0)	10 (2.5)	88 (22.0)	139 (34.8)	4-24 (16.7)	23-27 (85.2)
2008-09	1-3-0 (1-1-0 in ANA)	11 (2.8)	15 (3.8)	104 (26.0)	152 (38.0)	5-18 (27.8)	15-20 (75.0)
2009-10	2-1-1 (2-0-0 in ANA)	13 (3.3)	12 (3.0)	115 (28.8)	154 (38.5)	2-14 (14.3)	17-23 (73.9)
2010-11	1-3-0 (1-1-0 in ANA)	6 (1.5)	14 (3.5)	115 (28.8)	142 (35.5)	0-9 (0.0)	17-19 (89.5)
2011-12	1-2-1 (1-1-0 in ANA)	7 (1.8)	11 (2.8)	110 (27.5)	127 (31.8)	1-19 (5.3)	18-19 (94.7)
2012-13	1-2-0 (0-2-0 in ANA)	13 (4.3)	9 (3.0)	105 (35.0)	72 (24.0)	2-13 (15.4)	18-20 (90.0)
Totals	20-43-12 (16-18-4 in ANA)	178 (2.4)	234 (3.1)	1992 (26.6)	2578 (34.4)	53-333 (15.9)	285-363 (78.5)

ALL-TIME SERIES FAST FACTS

Overall	@ Anaheim	@ Detroit
20-43-12	16-18-4	4-25-8
All-Time Series:	Two Detroit wins	One Anaheim win
Current Streak:	Feb. 15, 2013 (5-2)	Feb. 15, 2013 (5-2)
Last Win by Anaheim:	Mar. 24, 2013 (2-1)	Oct. 23, 2010 (5-4)
Last Win by Detroit:	3-6-1	1-8-1
Last 10 games:	3-0-12	1-0-7
Overtime Record:	Two games, three times	One game, three times
Longest Winning Streak:	Mar. 14, 2012-Feb. 15, 2013	Last: Feb. 15, 2013
Longest Losing Streak:	Five games, two times	Nine games
	Last: Dec. 1, 2008-Dec. 11, 2009	Feb. 15, 2002-Oct. 3, 2007
Last Shutout by Anaheim:	Mar. 30, 1997 (1-0 OT)	Mar. 30, 1997 (1-0 OT)
Last Shutout by Detroit:	Dec. 3, 2010 (4-0)	Nov. 5, 2011 (5-0)
Biggest Anaheim win:	Mar. 14, 2012 (4-0)	Feb. 15, 2013 (5-2)
Biggest Detroit win:	Four wins by five goals	Two wins by five goals

ALL-TIME SERIES SUMMARY

Season	Series Results	GF	GA	SF	SA	Power Play	Penalty Killing
1993-94	5-1-0 (2-1-0 in ANA)	23 (3.8)	13 (2.2)	179 (29.8)	202 (33.7)	4-25 (16.0)	21-26 (80.8)
1994-95	2-2-0 (2-0-0 in ANA)	10 (2.5)	11 (2.8)	125 (31.3)	142 (35.5)	2-18 (11.1)	16-21 (76.2)
1995-96	1-4-0 (1-1-0 in ANA)	5 (1.0)	11 (2.2)	150 (30.0)	157 (31.4)	3-25 (12.0)	19-23 (82.6)
1996-97	4-0-1 (2-0-1 in ANA)	18 (3.6)	8 (1.6)	155 (31.0)	166 (33.2)	3-18 (16.7)	19-22 (86.4)
1997-98	4-2-0 (2-1-0 in ANA)	17 (2.8)	14 (2.3)	126 (21.0)	186 (31.0)	4-31 (12.9)	37-42 (88.1)
1998-99	2-3-0 (1-2-0 in ANA)	12 (2.4)	15 (3.0)	128 (25.6)	163 (32.6)	5-28 (17.9)	24-27 (88.9)
1999-00	2-2-0 (2-0-0 in ANA)	8 (2.0)	9 (2.3)	105 (26.3)	130 (32.5)	0-13 (0.0)	13-15 (86.7)
2000-01	1-2-1-0 (1-1-0-0 in ANA)	11 (2.8)	13 (3.3)	94 (23.5)	126 (31.5)	5-25 (20.0)	18-19 (94.7)
2001-02	1-2-0-1 (1-1-0-0 in ANA)	5 (1.25)	8 (2.0)	121 (30.3)	121 (30.3)	2-18 (11.1)	13-14 (92.9)
2002-03	0-4-0-0 (0-2-0-0 in ANA)	5 (1.25)	11 (2.8)	106 (26.5)	95 (23.8)	2-18 (11.1)	15-18 (83.3)
2003-04	1-2-0-1 (1-1-0-0 in ANA)	7 (1.8)	8 (2.0)	110 (27.5)	99 (24.8)	3-10 (30.0)	13-13 (100)
2005-06	0-3-1 (0-2-0 in ANA)	11 (2.8)	18 (4.5)	119 (29.8)	125 (31.3)	2-22 (9.1)	21-28 (75.0)
2006-07	3-1-0 (2-0-0 in ANA)	15 (3.8)	9 (2.3)	102 (25.5)	102 (25.5)	3-13 (23.1)	14-15 (93.3)
2007-08	1-2-1 (0-1-1 in ANA)	5 (1.3)	13 (3.3)	102 (25.5)	96 (24.0)	0-15 (0.0)	17-20 (85.0)
2008-09	2-2-0 (2-0-0 in ANA)	12 (3.0)	13 (3.3)	150 (37.5)	132 (33.3)	5-23 (21.7)	19-23 (82.6)
2009-10	4-0-0 (2-0-0 in ANA)	20 (5.0)	9 (2.3)	161 (40.3)	135 (33.8)	8-25 (32.0)	16-18 (88.9)
2010-11	3-1-0 (1-1-0 in ANA)	12 (3.0)	8 (2.0)	122 (30.5)	101 (25.3)	3-17 (17.6)	12-13 (92.3)
2011-12	3-1-0 (1-1-0 in ANA)	13 (3.3)	6 (1.5)	108 (27.0)	110 (27.5)	3-11 (27.2)	4-5 (80.0)
2012-13	3-0-0 (1-0-0 in ANA)	8 (2.7)	2 (0.7)	96 (32.0)	80 (26.7)	2-13 (15.4)	10-10 (100.0)
Totals	42-34-6 (22-16-3 in ANA)	217 (2.6)	199 (2.4)	2359 (28.7)	2468 (30.1)	59-368 (16.0)	321-372 (86.3)

ALL-TIME SERIES FAST FACTS

Overall	@ Anaheim	@ Edmonton
42-34-6	22-16-3	20-18-3
All-Time Series:	One Anaheim win	11 Anaheim wins
Current Streak:	Apr. 22, 2013 (3-0)	Apr. 22, 2013 (3-0)
Last Win by Anaheim:	Apr. 1, 2012 (2-1)	Nov. 30, 2007 (5-1)
Last Win by Edmonton:	9-1-0	10-0-0
Last 10 games:	7-2-6	5-0-3
Overtime Record:	Five games, two times	11 games
Longest Winning Streak:	Last: Dec. 7, 2010-Mar. 5, 2012	Dec. 27, 2007-present
Longest Losing Streak:	Seven games	12 games
	Oct. 26, 2007-Feb. 2, 2004	Dec. 27, 1999-Apr. 13, 2006
Last Shutout by Anaheim:	Apr. 22, 2013 (3-0)	Apr. 22, 2013 (3-0)
Last Shutout by Edmonton:	Dec. 2, 2007 (4-0)	Jan. 15, 2003 (1-0)
Biggest Anaheim win:	Two wins by five goals	Jan. 13, 2012 (5-0)
Biggest Edmonton win:	Four wins by four goals	Nov. 30, 2007 (5-1)

ALL-TIME SERIES SUMMARY

Season	Series Results	GF	GA	SF	SA	Power Play	Penalty Killing
1993-94	0-2-0 (0-1-0 in ANA)	4 (2.0)	7 (3.5)	67 (33.5)	41 (20.5)	1-11 (9.1)	9-11 (81.8)
1994-95	Did not play						
1995-96	0-1-1 (0-1-0 in ANA)	6 (3.0)	7 (3.5)	53 (26.5)	58 (29.0)	1-5 (20.0)	10-11 (90.9)
1996-97	2-0-0 (1-0-0 in ANA)	6 (3.0)	2 (1.0)	49 (24.5)	60 (30.0)	2-6 (33.3)	9-9 (100.0)
1997-98	1-0-1 (0-0-0 in ANA)	11 (5.5)	6 (3.0)	58 (29.0)	84 (42.0)	2-7 (28.6)	12-13 (92.3)
1998-99	0-1-0 (0-1-0 in ANA)	2 (2.0)	5 (5.0)	27 (27.0)	41 (41.0)	1-2 (50.0)	3-4 (75.0)
1999-00	0-1-0-1 (0-1-0-0 in ANA)	3 (1.5)	8 (4.0)	58 (29.0)	58 (29.0)	0-11 (0.0)	5-9 (55.5)
2000-01	1-0-0-0 (1-0-0-0 in ANA)	3 (3.0)	2 (2.0)	31 (31.0)	25 (25.0)	1-8 (12.5)	4-4 (100.0)
2001-02	0-2-0-0 (0-1-0-0 in ANA)	1 (0.5)	8 (4.0)	57 (28.5)	52 (26.0)	0-7 (0.0)	4-5 (80.0)
2002-03	1-0-1-0 (0-0-1-0 in ANA)	6 (3.0)	5 (2.5)	29 (14.5)	32 (16.0)	1-8 (12.5)	4-7 (57.1)
2003-04	0-1-0-0 (0-0-0-0 in ANA)	2 (2.0)	3 (3.0)	34 (34.0)	40 (40.0)	0-1 (0.0)	1-2 (50.0)
2005-06	1-0-0 (1-0-0 in ANA)	1 (1.0)	0 (0.0)	31 (31.0)	30 (30.0)	0-7 (0.0)	7-7 (100.0)
2006-07	1-0-0 (0-0-0 in ANA)	5 (5.0)	4 (4.0)	36 (36.0)	31 (31.0)	1-4 (25.0)	4-4 (100.0)
2007-08	Did not play						
2008-09	0-1-0 (0-1-0 in ANA)	1 (1.0)	3 (3.0)	45 (45.0)	26 (26.0)	0-4 (0.0)	3-4 (75.0)
2009-10	1-0-0 (0-0-0 in ANA)	3 (3.0)	0 (0.0)	25 (25.0)	33 (33.0)	1-3 (33.3)	4-4 (100.0)
2010-11	1-0-0 (1-0-0 in ANA)	5 (5.0)	3 (3.0)	29 (29.0)	32 (32.0)	0-1 (0.0)	0-2 (0.0)
2011-12	1-0-0 (0-0-0 in ANA)	2 (2.0)	0 (0.0)	27 (27.0)	31 (31.0)	0-2 (0.0)	4-4 (100.0)
2012-13	Did not play						
Totals	10-9-4 (5-6-1 in ANA)	61 (2.7)	63 (2.7)	656 (28.5)	674 (29.3)	11-87 (12.6)	83-100 (83.0)

ALL-TIME SERIES FAST FACTS

	Overall	@ Anaheim	@ Florida
All-Time Series:	10-9-4	5-6-1	5-3-3
Current Streak:	Three Anaheim wins	One Anaheim win	Three Anaheim wins
Last Win by Anaheim:	Feb. 19, 2012 (2-0)	Dec. 1, 2010 (5-3)	Feb. 19, 2012 (2-0)
Last Win by Florida:	Nov. 9, 2008 (3-1)	Nov. 9, 2008 (3-1)	Dec. 27, 2003 (3-2)
Last 10 games:	6-3-1	5-4-1	5-2-3
Overtime Record:	1-0-4	1-0-1	0-0-3
Longest Winning Streak:	Three games	Two games	Three games
	Feb. 1, 2010-present	Jan. 8, 1997-Jan. 21, 1998	Dec. 12, 2006-present
Longest Losing Streak:	Three games, two times	Two games, three times	One game, three times
	Last: Mar. 21, 1999-Jan. 5, 2000	Last: Mar. 21, 1999-Jan. 5, 2000	Last: Dec. 27, 2003-Dec. 12, 2006
Last Shutout by Anaheim:	Feb. 19, 2012 (2-0)	Jan. 21, 2006 (1-0)	Feb. 19, 2012 (2-0)
Last Shutout by Florida:	Nov. 21, 2001 (6-0)	None	Nov. 21, 2001 (6-0)
Biggest Anaheim win:	Jan. 4, 1998 (8-3)	Jan. 4, 1998 (8-3)	Three wins by two goals
Biggest Florida win:	Nov. 21, 2001 (6-0)	Jan. 5, 2000 (5-1)	Nov. 21, 2001 (6-0)

FLORIDA PANTHERS

ALL-TIME SERIES SUMMARY

Season	Series Results	GF	GA	SF	SA	Power Play	Penalty Killing
1993-94	2-4-0 (1-2-0 in ANA)	18 (3.0)	20 (3.3)	212 (35.3)	192 (32.0)	8-33 (24.2)	32-38 (94.2)
1994-95	2-1-2 (1-0-1 in ANA)	14 (2.8)	10 (2.0)	162 (32.4)	149 (29.8)	1-15 (6.6)	13-17 (76.4)
1995-96	2-3-1 (1-1-1 in ANA)	14 (2.3)	21 (3.5)	208 (34.7)	213 (35.5)	3-27 (11.1)	26-34 (76.5)
1996-97	3-1-1 (3-0-0 in ANA)	17 (3.4)	13 (2.6)	150 (30.0)	159 (31.8)	4-22 (18.2)	26-27 (96.3)
1997-98	1-3-1 (0-1-1 in ANA)	14 (2.8)	16 (3.2)	138 (26.6)	140 (28.0)	2-24 (8.3)	20-25 (80.0)
1998-99	5-1-0 (3-0-0 in ANA)	18 (3.0)	9 (1.5)	154 (25.7)	215 (35.8)	6-19 (31.6)	25-29 (86.2)
1999-00	2-1-2-1 (0-0-2-1 in ANA)	17 (2.8)	14 (2.3)	176 (29.3)	150 (25.0)	6-25 (24.0)	17-20 (85.0)
2000-01	2-1-1-1 (2-0-0-1 in ANA)	17 (3.4)	14 (2.8)	121 (24.2)	163 (32.6)	6-26 (23.1)	22-26 (84.6)
2001-02	0-3-1-1 (0-1-0-1 in ANA)	7 (1.4)	14 (2.8)	140 (28.0)	103 (20.6)	1-27 (3.7)	17-22 (77.3)
2002-03	2-2-1-0 (1-1-1-0 in ANA)	16 (3.2)	17 (3.4)	133 (26.6)	141 (28.2)	6-23 (26.0)	21-23 (91.3)
2003-04	1-3-1-1 (1-0-1-1 in ANA)	17 (2.8)	22 (3.6)	175 (29.2)	200 (33.3)	4-20 (20.0)	26-30 (86.6)
2005-06	5-1-2 (3-0-1 in ANA)	32 (4.0)	21 (2.6)	279 (34.9)	256 (32.0)	15-44 (34.1)	45-53 (84.9)
2006-07	4-2-2 (1-2-1 in ANA)	24 (3.0)	25 (3.1)	227 (28.4)	271 (33.9)	8-33 (24.2)	35-44 (79.5)
2007-08	6-2-0 (4-0-0 in ANA)	25 (3.1)	20 (2.5)	247 (30.9)	214 (26.8)	5-36 (13.9)	33-42 (78.6)
2008-09	3-3-0 (2-1-0 in ANA)	15 (2.5)	15 (2.5)	163 (27.2)	157 (26.2)	5-29 (17.2)	27-33 (81.8)
2009-10	2-3-1 (1-1-1 in ANA)	17 (2.8)	22 (3.7)	161 (26.8)	206 (34.3)	6-19 (31.6)	19-24 (79.2)
2010-11	4-2-0 (2-1-0 in ANA)	12 (2.0)	10 (1.7)	138 (23.0)	175 (29.2)	3-14 (21.4)	21-23 (91.3)
2011-12	1-3-2 (1-2-0 in ANA)	13 (2.2)	20 (3.3)	162 (27.0)	209 (34.8)	3-20 (15.0)	19-23 (82.6)
2012-13	2-2-0 (2-0-0 in ANA)	13 (3.3)	14 (3.5)	93 (23.3)	115 (28.8)	5-12 (41.7)	9-14 (64.3)
Totals	49-41-22 (29-13-13 in ANA)	323 (2.9)	323 (2.9)	3260 (29.1)	3245 (29.0)	97-468 (20.7)	453-547 (82.8)

ALL-TIME SERIES FAST FACTS

	Overall	@ Anaheim	@ Los Angeles
All-Time Series:	49-41-22	29-13-13	20-28-9
Current Streak:	One Los Angeles win	Two Anaheim wins	Five Los Angeles wins
Last Win by Anaheim:	Apr. 7, 2013 (4-3 SO)	Apr. 7, 2013 (4-3 SO)	Apr. 9, 2011 (3-1)
Last Win by Los Angeles:	Apr. 13, 2013 (2-1)	Mar. 16, 2012 (4-2)	Apr. 13, 2013 (2-1)
Last 10 games:	3-5-2	6-3-1	3-5-2
Overtime Record:	10-3-22	4-0-13	6-3-9
Longest Winning Streak:	Six games	Six games	Five games
	Apr. 18, 1998-Mar. 18, 1999	Nov. 13, 2007-Feb. 17, 2007	Jan. 28, 2006-Feb. 17, 2007
Longest Losing Streak:	Five games	Three games	Five games
	Jan. 8, 2009-Feb. 4, 2010	Dec. 16, 2001-Oct. 16, 2002	Nov. 16, 2011-present
Last Shutout by Anaheim:	Nov. 29, 2010 (2-0)	Nov. 29, 2010 (2-0)	Nov. 4, 2008 (1-0 OT)
Last Shutout by Los Angeles:	Jan. 14, 2010 (4-0)	None	Jan. 14, 2010 (4-0)
Biggest Anaheim win:	Seven wins by four goals	Six wins by four goals	Three wins by three goals
Biggest Los Angeles win:	Dec. 27, 1995 (7-1)	Feb. 7, 1998 (5-2)	Dec. 27, 1995 (7-1)

LOS ANGELES KINGS

ALL-TIME SERIES SUMMARY

Season	Series Results	GF	GA	SF	SA	Power Play	Penalty Killing
2000-01	2-2-0 (1-1-0 in ANA)	6 (1.5)	9 (2.3)	112 (28.0)	115 (28.8)	2-17 (11.8)	22-24 (91.7)
2001-02	2-1-1-0 (1-1-0-0 in ANA)	13 (3.3)	10 (2.5)	91 (22.8)	109 (27.3)	4-16 (25.0)	18-19 (94.7)
2002-03	2-1-0-1 (1-0-0-1 in ANA)	4 (1.0)	6 (1.5)	102 (25.5)	107 (27.8)	0-10 (0.0)	12-12 (10.0)
2003-04	2-1-1-0 (2-0-0-0 in ANA)	10 (2.5)	5 (1.3)	121 (30.3)	87 (21.8)	4-13 (30.8)	13-15 (86.7)
2005-06	1-2-1 (1-0-1 in ANA)	9 (2.3)	14 (3.5)	126 (31.5)	117 (29.3)	2-25 (8.0)	20-23 (87.0)
2006-07	2-1-1 (2-0-0 in ANA)	10 (2.5)	10 (2.5)	131 (32.8)	116 (29.0)	3-20 (15.0)	21-24 (87.5)
2007-08	1-3-0 (0-2-0 in ANA)	7 (1.8)	14 (3.5)	115 (28.8)	94 (23.5)	2-15 (13.3)	11-15 (73.3)
2008-09	2-2-0 (1-1-0 in ANA)	9 (2.3)	8 (2.0)	140 (35.0)	108 (27.0)	1-14 (7.1)	13-15 (86.7)
2009-10	2-0-2 (2-0-0 in ANA)	14 (3.5)	13 (3.3)	109 (27.3)	127 (31.8)	3-12 (25.0)	11-16 (68.8)
2010-11	1-1-2 (1-0-1 in ANA)	10 (2.5)	12 (3.0)	142 (35.5)	106 (26.5)	3-17 (17.6)	10-13 (76.9)
2011-12	2-2-0 (0-2-0 in ANA)	10 (2.5)	11 (2.8)	102 (25.5)	105 (26.3)	3-16 (18.8)	13-16 (81.3)
2012-13	3-0-0 (2-0-0 in ANA)	8 (2.7)	4 (1.3)	81 (27.0)	91 (30.3)	1-6 (16.7)	8-9 (88.9)
Totals	22-16-9 (14-7-2 in ANA)	110 (2.3)	116 (2.5)	1372 (29.2)	1282 (27.3)	28-181 (15.5)	172-201 (85.6)

ALL-TIME SERIES FAST FACTS

	Overall	@ Anaheim	@ Minnesota
All-Time Series:	22-16-9	14-7-2	8-9-7
Current Streak:	Four Anaheim wins	Two Anaheim wins	Three Anaheim wins
Last Win by Anaheim:	Mar. 12, 2013 (2-1)	Mar. 1, 2013 (3-2)	Mar. 12, 2013 (2-1)
Last Win by Minnesota:	Dec. 4, 2011 (5-3)	Dec. 4, 2011 (5-3)	Feb. 18, 2011 (5-1)
Last 10 games:	6-3-1	6-3-1	4-3-3
Overtime Record:	2-0-9	1-0-2	1-0-7
Longest Winning Streak:	Four games Feb. 14, 2012-current	Three games, two times Last: Oct. 17, 2009-Dec. 12, 2010	Three games Oct. 27, 2011-present
Longest Losing Streak:	Four games Mar. 28, 2004-Jan. 7, 2006	Four games Feb. 25, 2011-Dec. 4, 2011	Five games, two times Last: Feb. 4, 2009-Feb. 18, 2011
Last Shutout by Anaheim:	Jan. 17, 2009 (3-0)	Mar. 3, 2004 (2-0)	Jan. 17, 2009 (3-0)
Last Shutout by Minnesota:	Feb. 4, 2009 (3-0)	Oct. 14, 2007 (2-0)	Feb. 4, 2009 (3-0)
Biggest Anaheim win:	Oct. 6, 2000 (8-3)	Oct. 6, 2000 (8-3)	Dec. 18, 2001 (5-1)
Biggest Minnesota win:	Jan. 24, 2001 (5-0)	Jan. 24, 2001 (5-0)	Four goals, two times

ALL-TIME SERIES SUMMARY

Season	Series Results	GF	GA	SF	SA	Power Play	Penalty Killing
1993-94	0-2-0 (0-1-0 in ANA)	3 (1.5)	9 (4.5)	59 (29.5)	60 (30.0)	0-10 (0.0)	2-6 (33.3)
1994-95	Did not play						
1995-96	2-0-0 (1-0-0 in ANA)	8 (4.0)	4 (2.0)	67 (33.5)	56 (28.0)	3-10 (30.0)	11-12 (91.7)
1996-97	0-1-1 (0-1-0 in ANA)	11 (5.5)	12 (6.0)	67 (33.5)	71 (35.5)	4-12 (33.3)	4-9 (44.4)
1-1-0	(0-1-0 in ANA)	8 (4.0)	8 (4.0)	52 (26.0)	58 (29.0)	4-13 (30.8)	7-11 (63.6)
1998-99	0-1-0 (0-0-0 in ANA)	0 (0.0)	1 (1.0)	24 (24.0)	30 (30.0)	0-3 (0.0)	2-3 (66.7)
1999-00	0-2-0-0 (0-1-0-0 in ANA)	2 (1.0)	4 (2.0)	56 (28.0)	46 (23.0)	0-7 (0.0)	5-6 (83.3)
2000-01	1-0-0-0 (1-0-0-0 in ANA)	4 (4.0)	2 (2.0)	23 (23.0)	29 (29.0)	1-6 (16.7)	4-5 (80.0)
2001-02	0-1-0-0 (0-0-0-0 in ANA)	1 (1.0)	3 (3.0)	25 (25.0)	18 (18.0)	0-7 (0.0)	4-4 (100.0)
2002-03	1-0-1-0 (1-0-0-0 in ANA)	5 (2.5)	3 (1.5)	56 (28.0)	49 (24.5)	0-5 (0.0)	4-5 (80.0)
2003-04	0-1-0-0 (0-1-0-0 in ANA)	2 (2.0)	5 (5.0)	38 (38.0)	24 (24.0)	0-3 (0.0)	1-2 (50.0)
2005-06	1-0-0 (0-0-0 in ANA)	5 (5.0)	3 (3.0)	37 (37.0)	24 (24.0)	1-6 (16.7)	5-7 (71.4)
2006-07	Did not play						
2007-08	1-0-0 (1-0-0 in ANA)	3 (3.0)	1 (1.0)	37 (37.0)	21 (21.0)	0-8 (0.0)	4-4 (100.0)
2008-09	1-0-0 (0-0-0 in ANA)	6 (6.0)	4 (4.0)	25 (25.0)	51 (51.0)	2-3 (66.7)	5-6 (83.3)
2009-10	0-0-1 (0-0-1 in ANA)	3 (3.0)	4 (4.0)	32 (32.0)	43 (43.0)	1-1 (100.0)	3-3 (100.0)
2010-11	1-0-0 (0-0-0 in ANA)	4 (4.0)	3 (3.0)	26 (26.0)	40 (40.0)	2-4 (50.0)	4-6 (66.7)
2011-12	1-0-0 (1-0-0 in ANA)	4 (4.0)	1 (1.0)	27 (27.0)	20 (20.0)	2-7 (28.6)	7-7 (100.0)
2012-13	Did not play						
Totals	10-9-3 (5-5-1 in ANA)	69 (3.1)	67 (3.0)	651 (29.6)	640 (29.1)	20-105 (19.0)	72-96 (75.0)

ALL-TIME SERIES FAST FACTS

	Overall	@ Anaheim	@ Montreal
All-Time Series:	10-9-3	5-5-1	5-4-2
Current Streak:	Two Anaheim wins	One Anaheim win	Three Anaheim wins
Last Win by Anaheim:	Nov. 30, 2011 (4-1)	Nov. 30, 2011 (4-1)	Jan. 22, 2011 (4-3 SO)
Last Win by Montreal:	Mar. 7, 2010 (4-3 SO)	Mar. 7, 2010 (4-3 SO)	Oct. 9, 2001 (3-1)
Last 10 games:	6-2-2	5-4-1	5-3-2
Overtime Record:	2-1-3	0-1-1	2-0-2
Longest Winning Streak:	Three games Dec. 10, 2005-Oct. 25, 2008	Two games Mar. 7, 2001-Mar. 5, 2003	Three games Dec. 10, 2005-present
Longest Losing Streak:	Three games Oct. 13, 1998-Nov. 22, 1999	Three games Nov. 6, 1998-Nov. 22, 1999	Three games Oct. 13, 1998-Oct. 9, 2002
Last Shutout by Anaheim:	None	None	None
Last Shutout by Montreal:	Oct. 13, 1998 (1-0)	None	Oct. 13, 1998 (1-0)
Biggest Anaheim win:	Two wins by three goals	Two wins by three goals	Two wins by two goals
Biggest Montreal win:	Three wins by three goals	Two wins by three goals	Oct. 23, 1993 (4-1)

ALL-TIME SERIES SUMMARY

Season	Series Results	GF	GA	SF	SA	Power Play	Penalty Killing
1998-99	2-2-0 (2-0-0 in ANA)	11 (2.8)	8 (2.0)	127 (31.8)	114 (28.5)	7-23 (30.4)	12-15 (80.0)
1999-00	4-0-0-0 (2-0-0-0 in ANA)	12 (3.0)	5 (1.3)	121 (30.3)	109 (27.3)	2-11 (18.2)	13-14 (92.9)
2000-01	1-1-2-0 (1-1-0-0 in ANA)	6 (1.5)	8 (2.0)	104 (26.0)	115 (28.8)	1-17 (5.9)	13-15 (86.7)
2001-02	3-1-0-0 (2-0-0-0 in ANA)	13 (3.3)	8 (2.0)	101 (25.3)	90 (22.5)	3-16 (18.8)	11-11 (100.0)
2002-03	3-1-0-0 (2-0-0-0 in ANA)	8 (2.0)	4 (1.0)	118 (29.5)	120 (30.0)	3-18 (16.7)	19-20 (95.0)
2003-04	1-1-0-2 (0-0-0-2 in ANA)	10 (2.0)	11 (3.3)	134 (35.0)	118 (30.6)	4-16 (18.2)	19-23 (78.6)
2005-06	3-0-1 (2-0-0 in ANA)	16 (4.0)	9 (2.3)	136 (34.0)	130 (32.5)	6-28 (21.4)	19-21 (90.5)
2006-07	2-1-1 (2-0-0 in ANA)	11 (2.8)	10 (2.5)	134 (33.5)	79 (19.8)	4-19 (21.1)	19-21 (90.5)
2007-08	3-1-0 (2-0-0 in ANA)	12 (3.0)	8 (2.0)	107 (26.8)	118 (29.5)	3-16 (18.8)	14-23 (60.87)
2008-09	2-1-1 (1-0-1 in ANA)	10 (2.5)	12 (3.0)	115 (28.8)	125 (31.3)	5-12 (41.7)	8-13 (61.5)
2009-10	2-2-0 (1-1-0 in ANA)	8 (2.0)	6 (1.5)	109 (27.3)	131 (32.8)	1-11 (9.1)	10-12 (83.3)
2010-11	1-3-0 (1-1-0 in ANA)	11 (2.8)	17 (4.3)	153 (38.3)	125 (31.3)	3-16 (18.8)	15-16 (93.8)
2011-12	0-4-0 (0-2-0 in ANA)	5 (1.3)	13 (3.3)	101 (25.3)	116 (29.0)	0-9 (0.0)	14-17 (82.4)
2012-13	3-0-0 (2-0-0 in ANA)	9 (3.0)	5 (1.7)	72 (24.0)	76 (25.3)	2-9 (22.2)	10-10 (100.0)
Totals	30-18-7 (20-5-3 in ANA)	142 (2.6)	124 (2.3)	1632 (29.7)	1546 (28.1)	44-221 (19.9)	201-231 (87.0)

ALL-TIME SERIES FAST FACTS

	Overall 30-18-7	@ Anaheim 20-5-3	@ Nashville 10-13-4
All-Time Series:	Three Anaheim wins	Two Anaheim wins	One Anaheim win
Current Streak:	Feb. 27, 2013 (5-1)	Feb. 27, 2013 (5-1)	Feb. 16, 2013 (3-2 SO)
Last Win by Anaheim:	Mar. 18, 2012 (3-1)	Mar. 18, 2012 (3-1)	Dec. 10, 2012 (3-2)
Last Win by Nashville:	4-0-0	5-4-1	4-0-0
Last 10 games:	7-0-7	4-0-2	3-0-5
Overtime Record:	Five games	Six games	Two games
Longest Winning Streak:	Mar. 5, 1999-Apr. 7, 2000	Nov. 1, 2005-Jan. 7, 2008	Nov. 27, 1999-Apr. 7, 2000
Longest Losing Streak:	Six games	Four games	Four games
	Jan. 5, 2011-Mar. 18, 2012	Jan. 5, 2011-Mar. 18, 2012	Oct. 9, 2010-Dec. 10, 2012
Last Shutout by Anaheim:	Nov. 5, 2009 (4-0)	Nov. 5, 2009 (4-0)	None
Last Shutout by Nashville:	Oct. 29, 2011 (3-0)	Mar. 12, 2010 (1-0)	Oct. 29, 2011 (3-0)
Biggest Anaheim win:	Dec. 16, 1998 (6-1)	Dec. 16, 1998 (6-1)	Apr. 7, 2000 (5-1)
Biggest Nashville win:	Seven wins by three goals	Two wins by three goals	Five wins by three goals

NASHVILLE PREDATORS

ALL-TIME SERIES SUMMARY

Season	Series Results	GF	GA	SF	SA	Power Play	Penalty Killing
1993-94	0-2-0 (0-1-0 in ANA)	3 (1.5)	10 (5.0)	41 (20.5)	67 (33.5)	1-8 (12.5)	9-12 (75.0)
1994-95	Did not play						
1995-96	2-0-0 (1-0-0 in ANA)	10 (5.0)	3 (1.5)	50 (25.0)	56 (28.0)	1-5 (20.0)	6-6 (100.0)
1996-97	1-1-0 (1-0-0 in ANA)	6 (3.0)	6 (3.0)	64 (32.0)	64 (32.0)	0-8 (0.0)	7-8 (87.5)
1997-98	1-1-0 (1-0-0 in ANA)	2 (1.0)	3 (1.5)	44 (22.0)	57 (28.5)	0-8 (0.0)	5-5 (100.0)
1998-99	0-2-0 (0-1-0 in ANA)	4 (2.0)	11 (5.5)	49 (24.5)	64 (32.0)	1-8 (12.5)	5-8 (62.5)
1999-00	0-2-0-0 (0-1-0-0 in ANA)	3 (1.5)	5 (2.5)	54 (27.0)	59 (29.5)	0-4 (0.0)	2-4 (50.0)
2000-01	0-2-0-0 (0-1-0-0 in ANA)	4 (2.0)	9 (4.5)	52 (26.0)	64 (32.0)	2-6 (33.3)	4-8 (50.0)
2001-02	1-0-0-0 (1-0-0-0 in ANA)	2 (2.0)	1 (1.0)	19 (19.0)	45 (45.0)	1-1 (100.0)	3-4 (75.0)
2002-03	0-1-0-1 (0-1-0-0 in ANA)	3 (1.5)	6 (3.0)	55 (27.5)	61 (30.5)	0-6 (0.0)	5-5 (100.0)
2003-04	0-0-1-0 (0-0-1-0 in ANA)	3 (3.0)	3 (3.0)	36 (36.0)	36 (36.0)	1-7 (14.3)	3-4 (75.0)
2005-06	Did not play						
2006-07	1-0-0 (1-0-0 in ANA)	4 (4.0)	2 (2.0)	37 (37.0)	25 (25.0)	0-6 (0.0)	5-6 (83.3)
2007-08	1-0-0 (0-0-0 in ANA)	2 (2.0)	1 (1.0)	24 (24.0)	35 (35.0)	0-2 (0.0)	5-5 (100.0)
2008-09	1-0-0 (1-0-0 in ANA)	4 (4.0)	3 (3.0)	34 (34.0)	21 (21.0)	0-4 (0.0)	1-2 (50.0)
2009-10	0-1-0 (0-0-0 in ANA)	1 (1.0)	3 (3.0)	32 (32.0)	25 (25.0)	0-6 (0.0)	3-3 (100.0)
2010-11	0-1-0 (0-1-0 in ANA)	1 (1.0)	2 (2.0)	28 (28.0)	27 (27.0)	1-3 (33.3)	4-4 (100.0)
2011-12	0-0-1 (0-0-0 in ANA)	2 (2.0)	3 (3.0)	38 (38.0)	27 (27.0)	0-3 (0.0)	1-1 (0.0)
2012-13	Did not play						
Totals	8-13-3 (6-6-1 in ANA)	54 (2.3)	71 (3.0)	657 (27.4)	733 (30.5)	8-85 (9.4)	68-85 (80.0)

ALL-TIME SERIES FAST FACTS

	Overall 8-13-3	@ Anaheim 6-6-1	@ New Jersey 2-7-2
All-Time Series:	Two New Jersey wins	One New Jersey win	Two New Jersey wins
Current Streak:	Nov. 11, 2009 (4-3)	Jan. 11, 2009 (4-3)	Feb. 8, 2008 (2-1)
Last Win by Anaheim:	Feb. 17, 2012 (3-2 SO)	Oct. 29, 2010 (2-1)	Feb. 17, 2012 (3-2 SO)
Last Win by New Jersey:	4-4-2	4-5-1	2-4-2
Last 10 games:	0-0-3	0-0-1	0-0-2
Overtime Record:	Three games	Three games	One game, two times
Longest Winning Streak:	Nov. 24, 2006-Jan. 11, 2009	Nov. 5, 1995-Nov. 26, 1997	Last: Feb. 8, 2008
Longest Losing Streak:	Seven games	Three games	Six games
	Mar. 18, 1998-Nov. 22, 2000	Jan. 20, 1999-Nov. 22, 2000	Dec. 28, 1996-Nov. 12, 2003
Last Shutout by Anaheim:	Nov. 26, 1997 (2-0)	Nov. 26, 1997 (2-0)	None
Last Shutout by New Jersey:	Mar. 18, 1998 (3-0)	None	Mar. 18, 1998 (3-0)
Biggest Anaheim win:	Nov. 5, 1995 (6-1)	Nov. 5, 1995 (6-1)	Feb. 11, 1996 (4-2)
Biggest New Jersey win:	Mar. 31, 1999 (7-1)	Two wins by three goals	Mar. 31, 1999 (7-1)

NEW JERSEY DEVILS

ALL-TIME SERIES SUMMARY

Season	Series Results	GF	GA	SF	SA	Power Play	Penalty Killing
1993-94	1-1-0 (0-1-0 in ANA)	6 (3.0)	4 (2.0)	53 (26.5)	67 (33.5)	1-5 (20.0)	5-6 (83.3)
1994-95	Did not play						
1995-96	1-1-0 (1-0-0 in ANA)	5 (2.5)	5 (2.5)	72 (36.0)	58 (29.0)	1-11 (9.0)	9-11 (81.8)
1996-97	0-1-1 (0-0-1 in ANA)	5 (2.5)	6 (3.0)	57 (28.5)	52 (26.0)	0-6 (0.0)	5-6 (83.3)
1997-98	1-1-0 (0-1-0 in ANA)	6 (3.0)	7 (3.5)	56 (28.0)	70 (35.0)	2-10 (20.0)	10-10 (100.0)
1998-99	0-0-2 (0-0-1 in ANA)	4 (2.0)	4 (2.0)	67 (33.5)	65 (32.5)	2-7 (28.6)	6-6 (100.0)
1999-00	0-1-0-0 (0-1-0 in ANA)	2 (2.0)	4 (4.0)	32 (32.0)	27 (27.0)	0-5 (0.0)	2-2 (100.0)
2000-01	2-0-0-0 (1-0-0-0 in ANA)	6 (3.0)	4 (2.0)	63 (31.5)	49 (24.5)	3-9 (33.3)	6-6 (100.0)
2001-02	0-1-0-0 (0-0-0-0 in ANA)	3 (3.0)	5 (5.0)	37 (37.0)	26 (26.0)	0-5 (0.0)	2-2 (100.0)
2002-03	0-0-1-0 (0-0-1 in ANA)	2 (2.0)	2 (2.0)	31 (31.0)	33 (33.0)	0-5 (0.0)	4-4 (100.0)
2003-04	0-2-0-0 (0-1-0-0 in ANA)	2 (1.0)	7 (3.5)	64 (32.0)	49 (24.5)	2-11 (18.2)	8-10 (80.0)
2005-06	Did not play						
2006-07	0-0-1 (0-0-1 in ANA)	4 (4.0)	5 (5.0)	50 (50.0)	24 (24.0)	2-6 (33.3)	2-3 (66.7)
2007-08	1-0-0 (0-0-0 in ANA)	3 (3.0)	0 (0.0)	26 (26.0)	25 (25.0)	1-6 (16.7)	1-1 (100.0)
2008-09	0-1-0 (0-0-0 in ANA)	1 (1.0)	2 (2.0)	40 (40.0)	14 (14.0)	1-5 (20.0)	0-1 (0.0)
2009-10	1-0-0 (1-0-0 in ANA)	5 (5.0)	4 (4.0)	39 (39.0)	31 (31.0)	1-2 (50.0)	1-3 (33.3)
2010-11	1-1-0 (1-0-0 in ANA)	3 (1.5)	3 (1.5)	46 (23.0)	56 (28.0)	1-7 (14.3)	8-9 (88.9)
2011-12	1-0-0 (1-0-0 in ANA)	4 (4.0)	2 (2.0)	20 (20.0)	21 (21.0)	0-2 (0.0)	3-3 (0.0)
2012-13	Did not play						
Totals	9-10-5 (5-4-4 in ANA)	61 (2.5)	64 (2.7)	753 (31.4)	667 (27.8)	17-102 (16.7)	72-83 (86.7)

ALL-TIME SERIES FAST FACTS

	Overall	@ Anaheim	@ New York
All-Time Series:	9-10-5	5-4-4	4-6-1
Current Streak:	One Anaheim win	Three Anaheim wins	Two New York wins
Last Win by Anaheim:	Jan. 6, 2012 (4-2)	Jan. 6, 2012 (4-2)	Feb. 5, 2008 (3-0)
Last Win by New York:	Dec. 16, 2010 (3-2)	Oct. 11, 2006 (5-4 SO)	Dec. 16, 2010 (3-2)
Last 10 games:	4-4-2	4-3-3	3-6-1
Overtime Record:	2-1-5	2-1-2	0-0-3
Longest Winning Streak:	Two games, three times Last: Mar. 19, 2010-Nov. 10, 2010	Three games Mar. 19, 2010-present	One game, four times Last: Feb. 5, 2008
Longest Losing Streak:	Three games Last: Nov. 1, 2003-Oct. 11, 2006	Two games Mar. 12, 2004-Oct. 22, 2006	Two games, three times Last: Jan. 21, 2009-present
Last Shutout by Anaheim:	Nov. 10, 2010 (1-0)	Nov. 10, 2010 (1-0)	Feb. 5, 2008 (3-0)
Last Shutout by New York:	None	None	None
Biggest Anaheim win:	Three games by two goals Two games by three goals	One game by two goals Oct. 19, 1997 (5-2)	Two games by two goals Nov. 1, 2003 (4-1)

ALL-TIME SERIES SUMMARY

Season	Series Results	GF	GA	SF	SA	Power Play	Penalty Killing
1993-94	1-1-0 (0-1-0 in ANA)	6 (3.0)	4 (2.0)	53 (26.5)	67 (33.5)	1-5 (20.0)	5-6 (83.3)
1994-95	Did not play						
1995-96	1-1-0 (1-0-0 in ANA)	5 (2.5)	5 (2.5)	72 (36.0)	58 (29.0)	1-11 (9.0)	9-11 (81.8)
1996-97	0-1-1 (0-0-1 in ANA)	5 (2.5)	6 (3.0)	57 (28.5)	52 (26.0)	0-6 (0.0)	5-6 (83.3)
1997-98	1-1-0 (0-1-0 in ANA)	6 (3.0)	7 (3.5)	56 (28.0)	70 (35.0)	2-10 (20.0)	10-10 (100.0)
1998-99	0-0-2 (0-0-1 in ANA)	4 (2.0)	4 (2.0)	67 (33.5)	65 (32.5)	2-7 (28.6)	6-6 (100.0)
1999-00	0-1-0-0 (0-1-0 in ANA)	2 (2.0)	4 (4.0)	32 (32.0)	27 (27.0)	0-5 (0.0)	2-2 (100.0)
2000-01	2-0-0-0 (1-0-0-0 in ANA)	6 (3.0)	4 (2.0)	63 (31.5)	49 (24.5)	3-9 (33.3)	6-6 (100.0)
2001-02	0-1-0-0 (0-0-0-0 in ANA)	3 (3.0)	5 (5.0)	37 (37.0)	26 (26.0)	0-5 (0.0)	2-2 (100.0)
2002-03	0-0-1-0 (0-0-1 in ANA)	2 (2.0)	2 (2.0)	31 (31.0)	33 (33.0)	0-5 (0.0)	4-4 (100.0)
2003-04	0-2-0-0 (0-1-0-0 in ANA)	2 (1.0)	7 (3.5)	64 (32.0)	49 (24.5)	2-11 (18.2)	8-10 (80.0)
2005-06	Did not play						
2006-07	0-0-1 (0-0-1 in ANA)	4 (4.0)	5 (5.0)	50 (50.0)	24 (24.0)	2-6 (33.3)	2-3 (66.7)
2007-08	1-0-0 (0-0-0 in ANA)	3 (3.0)	0 (0.0)	26 (26.0)	25 (25.0)	1-6 (16.7)	1-1 (100.0)
2008-09	0-1-0 (0-0-0 in ANA)	1 (1.0)	2 (2.0)	40 (40.0)	14 (14.0)	1-5 (20.0)	0-1 (0.0)
2009-10	1-0-0 (1-0-0 in ANA)	5 (5.0)	4 (4.0)	39 (39.0)	31 (31.0)	1-2 (50.0)	1-3 (33.3)
2010-11	1-1-0 (1-0-0 in ANA)	3 (1.5)	3 (1.5)	46 (23.0)	56 (28.0)	1-7 (14.3)	8-9 (88.9)
2011-12	1-0-0 (1-0-0 in ANA)	4 (4.0)	2 (2.0)	20 (20.0)	21 (21.0)	0-2 (0.0)	3-3 (0.0)
2012-13	Did not play						
Totals	9-10-5 (5-4-4 in ANA)	61 (2.5)	64 (2.7)	753 (31.4)	667 (27.8)	17-102 (16.7)	72-83 (86.7)

ALL-TIME SERIES FAST FACTS

	Overall	@ Anaheim	@ New York
All-Time Series:	9-10-5	5-4-4	4-6-1
Current Streak:	One Anaheim win	Three Anaheim wins	Two New York wins
Last Win by Anaheim:	Jan. 6, 2012 (4-2)	Jan. 6, 2012 (4-2)	Feb. 5, 2008 (3-0)
Last Win by New York:	Dec. 16, 2010 (3-2)	Oct. 11, 2006 (5-4 SO)	Dec. 16, 2010 (3-2)
Last 10 games:	4-4-2	4-3-3	3-6-1
Overtime Record:	2-1-5	2-1-2	0-0-3
Longest Winning Streak:	Two games, three times Last: Mar. 19, 2010-Nov. 10, 2010	Three games Mar. 19, 2010-present	One game, four times Last: Feb. 5, 2008
Longest Losing Streak:	Three games Last: Nov. 1, 2003-Oct. 11, 2006	Two games Mar. 12, 2004-Oct. 22, 2006	Two games, three times Last: Jan. 21, 2009-present
Last Shutout by Anaheim:	Nov. 10, 2010 (1-0)	Nov. 10, 2010 (1-0)	Feb. 5, 2008 (3-0)
Last Shutout by New York:	None	None	None
Biggest Anaheim win:	Three games by two goals Two games by three goals	One game by two goals Oct. 19, 1997 (5-2)	Two games by two goals Nov. 1, 2003 (4-1)

ALL-TIME SERIES SUMMARY

Season	Series Results	GF	GA	SF	SA	Power Play	Penalty Killing
1993-94	1-1-0 (1-0-0 in ANA)	6 (3.0)	5 (2.5)	47 (23.5)	56 (28.0)	1-8 (12.5)	8-8 (100.0)
1994-95	Did not play						
1995-96	2-0-0 (1-0-0 in ANA)	7 (3.5)	4 (2.0)	49 (24.5)	54 (27.0)	1-11 (9.0)	7-9 (77.7)
1996-97	2-0-0 (1-0-0 in ANA)	8 (4.0)	4 (2.0)	44 (22.0)	68 (34.0)	1-6 (16.7)	7-8 (87.5)
1997-98	1-0-1 (0-0-1 in ANA)	6 (3.0)	3 (1.5)	42 (21.0)	77 (38.5)	3-8 (37.5)	11-12 (91.7)
1998-99	0-0-2 (0-0-1 in ANA)	4 (2.0)	4 (2.0)	37 (18.5)	82 (41.0)	0-4 (0.0)	8-9 (88.9)
1999-00	0-2-0 (0-1-0 in ANA)	2 (1.0)	6 (3.0)	53 (26.5)	65 (32.5)	2-5 (40.0)	2-5 (40.0)
2000-01	0-1-0-0 (0-0-0-0 in ANA)	1 (1.0)	4 (4.0)	31 (31.0)	31 (31.0)	0-4 (0.0)	5-5 (100.0)
2001-02	0-1-0-0 (0-1-0-0 in ANA)	2 (2.0)	4 (4.0)	18 (18.0)	19 (19.0)	0-4 (0.0)	3-5 (60.0)
2002-03	1-1-0-0 (1-0-0-0 in ANA)	4 (2.0)	5 (2.5)	52 (26.0)	53 (26.5)	1-7 (14.3)	6-7 (85.7)
2003-04	0-1-0-0 (0-1-0-0 in ANA)	0 (0.0)	3 (3.0)	27 (27.0)	27 (27.0)	0-3 (0.0)	3-3 (100.0)
2005-06	1-0-0-0 (0-0-0 in ANA)	4 (4.0)	3 (3.0)	39 (39.0)	33 (33.0)	1-4 (25.0)	3-4 (75.0)
2006-07	Did not play						
2007-08	1-0-0 (1-0-0 in ANA)	3 (3.0)	1 (1.0)	31 (31.0)	25 (25.0)	2-6 (33.3)	4-4 (100.0)
2008-09	1-0-0 (0-0-0 in ANA)	4 (4.0)	3 (3.0)	32 (32.0)	30 (30.0)	1-3 (33.3)	5-7 (71.4)
2009-10	0-0-1 (0-0-1 in ANA)	3 (3.0)	4 (4.0)	36 (36.0)	29 (29.0)	0-3 (0.0)	4-5 (80.0)
2010-11	1-0-0 (0-0-0 in ANA)	2 (2.0)	1 (1.0)	27 (27.0)	40 (40.0)	0-0 (0.0)	2-2 (100.0)
2011-12	1-0-0 (1-0-0 in ANA)	2 (2.0)	1 (1.0)	29 (29.0)	32 (32.0)	0-3 (0.0)	2-2 (100.0)
2012-13	Did not play						
Totals	12-7-4 (6-3-3 in ANA)	58 (2.5)	55 (2.4)	594 (25.8)	721 (31.3)	13-79 (16.5)	80-95 (84.2)

ALL-TIME SERIES FAST FACTS

	Overall	@ Anaheim	@ Ottawa
All-Time Series:	12-7-4	6-3-3	6-4-1
Current Streak:	Two Anaheim wins	One Anaheim win	Three Anaheim wins
Last Win by Anaheim:	Jan. 21, 2012 (2-1)	Jan. 21, 2012 (2-1)	Jan. 18, 2011
Last Win by Ottawa:	Dec. 6, 2009 (4-3 SO)	Dec. 6, 2009 (4-3 SO)	Jan. 16, 2003 (3-1)
Last 10 games:	6-3-1	4-3-3	6-3-1
Overtime Record:	3-0-4	0-0-3	3-0-1
Longest Winning Streak:	Five games Mar. 13, 1994-Mar. 5, 1997	Three games Mar. 13, 1994-Mar. 5, 1997	Three games, two times Last: Jan. 19, 2006-present
Longest Losing Streak:	Five games Nov. 13, 1999-Jan. 16, 2003	Three games Jan. 12, 2000-Jan. 29, 2003	None Nov. 13, 1999-Jan. 16, 2003
Last Shutout by Anaheim:	None	None	None
Last Shutout by Ottawa:	Oct. 17, 2003 (3-0)	Oct. 17, 2003 (3-0)	None
Biggest Anaheim win:	Mar. 13, 1994 (5-1)	Mar. 13, 1994 (5-1)	Mar. 22, 1998 (5-2)
Biggest Ottawa win:	Three wins by three goals	Oct. 17, 2003 (3-0)	Two wins by three goals

OTTAWA SENATORS

ALL-TIME SERIES SUMMARY

Season	Series Results	GF	GA	SF	SA	Power Play	Penalty Killing
1993-94	2-0-0 (1-0-0 in ANA)	9 (4.5)	5 (2.5)	61 (30.5)	60 (30.0)	0-11 (0.0)	5-8 (62.5)
1994-95	Did not play						
1995-96	0-1-1 (0-1-0 in ANA)	4 (2.0)	6 (3.0)	40 (20.0)	66 (33.0)	1-10 (10.0)	9-11 (81.8)
1996-97	0-2-0 (0-1-0 in ANA)	3 (1.5)	7 (3.5)	39 (19.5)	67 (33.5)	1-5 (20.0)	4-6 (66.7)
1997-98	0-0-2 (0-0-1 in ANA)	5 (2.5)	5 (2.5)	55 (27.5)	62 (31.0)	1-9 (11.1)	6-8 (75.0)
1998-99	1-1-0 (1-0-0 in ANA)	6 (3.0)	8 (4.0)	46 (23.0)	64 (32.0)	4-13 (30.8)	11-16 (68.8)
1999-00	0-0-2-0 (0-0-1-0 in ANA)	6 (3.0)	6 (3.0)	52 (26.0)	81 (40.5)	2-6 (33.3)	5-8 (62.5)
2000-01	1-0-0-0 (0-0-0-0 in ANA)	4 (4.0)	3 (3.0)	31 (31.0)	31 (31.0)	0-4 (0.0)	5-5 (100.0)
2001-02	1-1-0-0 (1-0-0-0 in ANA)	6 (3.0)	6 (3.0)	47 (23.5)	55 (27.5)	1-6 (0.0)	6-7 (100.0)
2002-03	0-1-0-0 (0-1-0-0 in ANA)	0 (0.0)	1 (1.0)	28 (28.0)	25 (25.0)	0-7 (0.0)	4-5 (80.0)
2003-04	1-0-0-0 (1-0-0-0 in ANA)	4 (4.0)	3 (3.0)	29 (29.0)	34 (34.0)	1-8 (12.5)	4-4 (100.0)
2005-06	Did not play						
2006-07	0-1-0 (0-1-0 in ANA)	4 (4.0)	7 (7.0)	41 (41.0)	16 (16.0)	2-6 (33.3)	2-5 (40.0)
2007-08	0-1-0 (0-0-0 in ANA)	0 (0.0)	3 (3.0)	27 (27.0)	25 (25.0)	0-3 (0.0)	2-3 (66.7)
2008-09	0-0-1 (0-0-1 in ANA)	4 (4.0)	4 (4.0)	27 (27.0)	32 (32.0)	2-4 (50.0)	5-6 (83.3)
2009-10	1-0-0 (0-0-0 in ANA)	3 (3.0)	2 (2.0)	33 (33.0)	35 (35.0)	0-4 (0.0)	5-7 (71.4)
2010-11	2-0-0 (1-0-0 in ANA)	8 (4.0)	4 (2.0)	49 (24.5)	79 (39.5)	1-6 (16.7)	7-7 (100.0)
2011-12	0-0-1 (0-0-1 in ANA)	3 (3.0)	4 (4.0)	22 (22.0)	47 (47.0)	1-3 (33.3)	6-9 (66.7)
2012-13	Did not play						
Totals	9-8-7 (5-4-4 in ANA)	77 (3.2)	74 (3.1)	627 (26.1)	779 (32.5)	17-105 (16.2)	86-115 (74.8)

ALL-TIME SERIES FAST FACTS

	Overall	@ Anaheim	@ Philadelphia
All-Time Series:	9-8-7	5-4-3	4-4-3
Current Streak:	One Philadelphia win	One Philadelphia win	Two Anaheim wins
Last Win by Anaheim:	Dec. 31, 2010 (5-2)	Dec. 31, 2010 (5-2)	Oct. 21, 2010 (3-2)
Last Win by Philadelphia:	Dec. 2, 2011 (4-3 OT)	Dec. 2, 2011 (4-3 OT)	Feb. 2, 2008 (3-0)
Last 10 games:	4-4-2	4-2-4	3-4-3
Overtime Record:	3-0-7	1-0-4	2-0-3
Longest Winning Streak:	Three games Oct. 10, 2009-Dec. 31, 2010	One game, five times Last: Dec. 31, 2010 (5-2)	Two games Oct. 10, 2009-present
Longest Losing Streak:	Three games Nov. 15, 2006-Jan. 2, 2009	Two games, two times Last: Nov. 15, 2006-Jan. 2, 2009	Two games Mar. 21, 2002-Feb. 2, 2008
Last Shutout by Anaheim:	None	None	None
Last Shutout by Philadelphia:	Feb. 2, 2008 (3-0)	Jan. 3, 2003 (1-0)	Feb. 2, 2008 (3-0)
Biggest Anaheim win:	Two wins by three goals	Two wins by three goals	Four wins by one goal
Biggest Philadelphia win:	Four wins by three goals	Nov. 15, 2006 (7-4)	Three wins by three goals

PHILADELPHIA FLYERS

ALL-TIME SERIES SUMMARY

Season	Series Results	GF	GA	SF	SA	Power Play	Penalty Killing
1993-94	4-0-0 (2-0-0 in ANA)	17 (4.3)	9 (2.3)	102 (25.5)	129 (32.3)	3-21 (14.3)	17-22 (77.3)
1994-95	3-1-0 (2-0-0 in ANA)	12 (3.0)	10 (2.5)	111 (27.8)	139 (34.8)	1-13 (7.7)	15-20 (75.0)
1995-96	3-1-0 (2-0-0 in ANA)	20 (5.0)	12 (3.0)	137 (34.3)	141 (35.3)	5-23 (21.7)	21-23 (91.3)
1996-97	1-3-0 (1-1-0 in ANA)	10 (2.5)	14 (3.5)	131 (32.8)	119 (29.8)	2-17 (11.8)	13-17 (76.5)
1997-98	1-3-0 (0-2-0 in ANA)	10 (2.5)	20 (5.0)	109 (27.2)	126 (31.5)	7-31 (22.6)	12-21 (57.1)
1998-99	3-1-2 (2-0-1 in ANA)	17 (2.8)	8 (1.3)	174 (29.0)	202 (33.7)	2-31 (6.5)	27-28 (96.4)
1999-00	2-4-0 (1-2-0 in ANA)	10 (1.7)	23 (3.8)	194 (32.3)	171 (28.5)	2-25 (8.0)	14-16 (87.5)
2000-01	2-2-1-0 (0-2-1-0 in ANA)	16 (3.2)	14 (2.8)	143 (28.6)	128 (25.6)	4-34 (11.8)	17-21 (81.0)
2001-02	4-1-0-0 (1-1-0-0 in ANA)	13 (2.6)	8 (1.6)	140 (28.0)	126 (25.2)	2-14 (11.8)	17-19 (81.0)
2002-03	2-2-1-0 (2-0-1-0 in ANA)	12 (2.4)	11 (2.2)	159 (31.8)	137 (27.4)	4-27 (14.8)	14-16 (87.5)
2003-04	3-1-1-1 (2-1-0-0 in ANA)	14 (2.3)	13 (2.2)	183 (30.5)	182 (30.3)	5-33 (15.2)	28-32 (87.5)
2005-06	7-0-1 (4-0-0 in ANA)	32 (4.0)	16 (2.0)	262 (32.8)	203 (25.4)	11-47 (23.4)	47-51 (92.2)
2006-07	6-2-0 (4-0-0 in ANA)	24 (3.0)	17 (2.1)	248 (31.0)	219 (27.4)	12-36 (33.3)	32-36 (88.8)
2007-08	3-1-4 (1-1-2 in ANA)	22 (2.8)	22 (2.8)	248 (31.0)	258 (32.3)	6-33 (18.2)	29-37 (78.4)
2008-09	4-1-1 (2-1-0 in ANA)	23 (3.8)	15 (2.5)	198 (33.0)	168 (28.0)	10-20 (50.0)	25-29 (86.2)
2009-10	2-2-2 (2-0-1 in ANA)	12 (2.0)	19 (3.2)	174 (29.0)	191 (31.8)	5-34 (14.7)	14-18 (77.8)
2010-11	3-3-0 (1-2-0 in ANA)	16 (2.7)	21 (3.5)	176 (29.3)	208 (34.7)	2-20 (10.0)	24-27 (88.9)
2011-12	3-3-0 (2-1-0 in ANA)	20 (2.5)	17 (2.8)	177 (29.5)	166 (27.7)	3-20 (15.0)	20-25 (80.0)
2012-13	1-1-2 (1-1-0 in ANA)	13 (3.3)	13 (3.3)	136 (34.0)	126 (31.5)	3-10 (30.0)	8-9 (88.9)
Totals	57-32-16 (32-15-7 in ANA)	313 (3.0)	282 (2.7)	3202 (30.5)	3139 (29.9)	89-489 (18.2)	394-467 (84.4)

ALL-TIME SERIES FAST FACTS

	Overall	@ Anaheim	@ Phoenix/Winnipeg
All-Time Series:	57-32-16	32-15-7	25-17-9
Current Streak:	One Phoenix win	One Phoenix win	Three Phoenix wins
Last Win by Anaheim:	Mar. 6, 2013 (2-0)	Mar. 6, 2013 (2-0)	Jan. 31, 2012 (4-1)
Last Win by Phoenix:	Apr. 27, 2013 (5-3)	Apr. 27, 2013 (5-3)	Mar. 4, 2013 (5-4 SO)
Last 10 games:	4-4-2	5-4-1	3-5-2
Overtime Record:	8-0-16	3-0-7	5-0-9
Longest Winning Streak:	Six games	10 games	Five games
	Nov. 24, 1993-Jan. 27, 1995	Nov. 9, 2003-Mar. 7, 2007	Nov. 18, 2000-Mar. 28, 2002
Longest Losing Streak:	Four games, three times	Three games, two times	Four games
	Last: Jan. 15, 2011-Nov. 23, 2011	Last: Dec. 5, 2010-Oct. 23, 2011	Apr. 11, 2009-Mar. 6, 2010
Last Shutout by Anaheim:	Mar. 6, 2013 (2-0)	Mar. 6, 2013 (2-0)	Nov. 23, 2001 (4-0)
Last Shutout by Phoenix:	Mar. 31, 2012 (4-0)	Dec. 5, 2010 (3-0)	Mar. 6, 2010 (4-0)
Biggest Anaheim win:	Nov. 30, 2005 (6-1)	Nov. 30, 2005 (6-1)	Four wins by four goals
Biggest Phoenix win:	Nov. 22, 1999 (8-2)	Nov. 22, 1999 (8-2)	Three wins by four goals

ALL-TIME SERIES SUMMARY

Season	Series Results	GF	GA	SF	SA	Power Play	Penalty Killing
1993-94	0-1-1 (0-1-0 in ANA)	6 (3.0)	7 (3.5)	71 (35.5)	61 (30.5)	2-7 (28.6)	7-9 (77.7)
1994-95	Did not play						
1995-96	1-1-0 (1-0-0 in ANA)	8 (4.0)	8 (4.0)	56 (28.0)	74 (37.0)	1-11 (9.0)	8-12 (66.6)
1996-97	0-2-0 (0-1-0 in ANA)	6 (3.0)	12 (6.0)	58 (29.0)	56 (28.0)	2-7 (28.6)	8-11 (72.7)
1997-98	0-2-0 (0-1-0 in ANA)	2 (1.0)	8 (4.0)	55 (27.5)	40 (20.0)	1-12 (8.3)	8-9 (88.9)
1998-99	1-0-1 (1-0-0 in ANA)	9 (4.5)	7 (3.5)	64 (32.0)	83 (41.5)	4-9 (44.4)	9-11 (81.8)
1999-00	2-0-0-0 (1-0-0-0 in ANA)	9 (4.5)	2 (1.0)	67 (33.5)	45 (22.5)	3-11 (27.3)	7-7 (100.0)
2000-01	0-1-0-0 (0-0-0-0 in ANA)	2 (2.0)	3 (3.0)	25 (25.0)	27 (27.0)	0-3 (0.0)	3-4 (75.0)
2001-02	2-0-0-0 (1-0-0-0 in ANA)	8 (4.0)	4 (2.0)	48 (24.0)	74 (37.0)	2-9 (0.0)	7-8 (75.0)
2002-03	1-0-0-0 (1-0-0-0 in ANA)	5 (5.0)	0 (0.0)	47 (47.0)	19 (19.0)	1-5 (20.0)	3-3 (100.0)
2003-04	0-1-0-0 (0-0-0-0 in ANA)	1 (1.0)	2 (2.0)	27 (27.0)	28 (28.0)	0-3 (0.0)	2-3 (66.6)
2005-06	Did not play						
2006-07	1-0-0 (1-0-0 in ANA)	3 (3.0)	2 (2.0)	40 (40.0)	17 (17.0)	2-9 (22.2)	2-2 (100.0)
2007-08	0-1-0 (0-0-0 in ANA)	4 (4.0)	5 (5.0)	23 (23.0)	29 (29.0)	1-5 (20.0)	4-5 (80.0)
2008-09	0-1-0 (0-0-0 in ANA)	1 (1.0)	3 (3.0)	22 (22.0)	24 (24.0)	1-4 (25.0)	3-3 (100.0)
2009-10	0-2-0 (0-1-0 in ANA)	5 (2.5)	9 (4.5)	54 (27.0)	53 (26.5)	0-5 (0.0)	12-13 (92.3)
2010-11	1-0-0 (1-0-0 in ANA)	3 (3.0)	2 (2.0)	19 (19.0)	32 (32.0)	0-2 (0.0)	3-4 (75.0)
2011-12	1-0-0 (0-0-0 in ANA)	2 (2.0)	1 (1.0)	29 (29.0)	26 (26.0)	0-3 (0.0)	1-1 (100.0)
2012-13	Did not play						
Totals	10-12-2 (7-4-0 in ANA)	74 (3.1)	75 (3.1)	705 (29.4)	688 (28.7)	20-105 (19.1)	87-105 (82.9)

ALL-TIME SERIES FAST FACTS

	Overall	@ Anaheim	@ Pittsburgh
All-Time Series:	10-12-2	7-4-0	3-8-2
Current Streak:	Two Anaheim wins	One Anaheim win	One Anaheim win
Last Win by Anaheim:	Feb. 15, 2012 (2-1)	Nov. 5, 2010 (3-2)	Feb. 15, 2012 (2-1)
Last Win by Pittsburgh:	Nov. 16, 2009 (5-2)	Nov. 3, 2009 (4-3)	Nov. 16, 2009 (5-2)
Last 10 games:	5-5-0	7-3-0	3-6-1
Overtime Record:	2-0-2	2-0-0	0-0-2
Longest Winning Streak:	Three games, two times	Five games	One game, three times
	Last: Oct. 27, 1999-Dec. 15, 2002	Jan. 18, 1999-Nov. 6, 2006	Last: Feb. 15, 2012
Longest Losing Streak:	Four games, two times	Two games	Four games
	Last: Oct. 6, 2007-Nov. 16, 2009	Dec. 11, 1997-Dec. 10, 1997	Mar. 6, 2004-Nov. 16, 2009
Last Shutout by Anaheim:	Dec. 15, 2002 (5-0)	Dec. 15, 2002 (5-0)	None
Last Shutout by Pittsburgh:	Dec. 10, 1997 (3-0)	None	Dec. 10, 1997 (3-0)
Biggest Anaheim win:	Jan. 29, 2000 (7-1)	Dec. 15, 2002 (5-0)	Jan. 29, 2000 (7-1)
Biggest Pittsburgh win:	Dec. 11, 1996 (7-3)	Two wins by three goals	Dec. 11, 1996 (7-3)

ALL-TIME SERIES SUMMARY

Season	Series Results	GF	GA	SF	SA	Power Play	Penalty Killing
1993-94	0-0-0 (0-3-0 in ANA)	9 (1.5)	22 (3.6)	155 (25.8)	137 (22.8)	3-22 (13.6)	24-28 (85.7)
1994-95	4-1-0 (2-1-0 in ANA)	22 (4.4)	15 (3.0)	154 (30.8)	120 (24.0)	3-20 (15.0)	17-20 (85.0)
1995-96	4-1-0 (2-1-0 in ANA)	21 (4.2)	17 (3.4)	152 (30.4)	180 (36.0)	5-22 (22.7)	22-28 (78.6)
1996-97	3-1-1 (1-1-0 in ANA)	17 (3.4)	15 (3.0)	147 (29.4)	154 (30.8)	5-31 (16.1)	20-22 (90.9)
1997-98	0-6-0 (0-3-0 in ANA)	12 (2.0)	25 (4.1)	145 (24.1)	175 (29.1)	2-28 (7.1)	21-30 (70.0)
1998-99	3-1-2 (1-1-0 in ANA)	15 (2.5)	12 (2.0)	189 (31.5)	174 (29.0)	10-38 (26.3)	31-34 (91.2)
1999-00	4-1-1-0 (2-0-1-0 in ANA)	21 (3.5)	15 (2.5)	187 (31.2)	156 (26.0)	7-30 (23.3)	17-22 (77.3)
2000-01	1-3-0-1 (1-1-0-0 in ANA)	9 (1.8)	17 (3.4)	119 (23.8)	148 (29.6)	6-23 (26.1)	22-25 (88.0)
2001-02	1-4-0-0 (0-3-0-0 in ANA)	9 (1.8)	17 (3.4)	147 (29.4)	132 (26.4)	3-27 (11.1)	20-22 (90.9)
2002-03	3-2-0-0 (1-1-0-0 in ANA)	14 (2.8)	15 (3.0)	126 (25.2)	133 (26.6)	4-20 (20.0)	15-19 (78.9)
2003-04	2-4-0-0 (1-2-0-0 in ANA)	9 (1.5)	12 (2.0)	135 (22.5)	171 (28.5)	2-23 (8.7)	22-24 (91.7)
2005-06	4-3-1 (2-1-1 in ANA)	23 (2.9)	25 (3.1)	246 (30.8)	251 (31.4)	8-49 (16.3)	40-50 (80.0)
2006-07	5-2-1 (2-1-1 in ANA)	29 (3.6)	20 (2.5)	246 (30.8)	244 (30.5)	7-32 (21.9)	32-39 (82.1)
2007-08	5-2-1 (2-1-1 in ANA)	19 (2.4)	15 (1.9)	192 (24.0)	238 (29.8)	3-27 (11.1)	36-41 (87.8)
2008-09	2-4-0 (1-2-0 in ANA)	12 (2.0)	12 (2.0)	163 (27.2)	192 (32.0)	3-21 (14.3)	26-31 (83.9)
2009-10	1-5-0 (1-2-0 in ANA)	11 (1.8)	21 (3.5)	168 (28.0)	193 (32.2)	4-30 (13.3)	20-26 (76.9)
2010-11	3-3-0 (2-1-0 in ANA)	17 (2.8)	17 (2.8)	158 (26.3)	218 (36.3)	7-22 (31.8)	16-20 (80.0)
2011-12	5-1-0 (2-1-0 in ANA)	16 (2.7)	11 (1.8)	162 (27.0)	207 (34.5)	2-13 (15.4)	18-20 (90.0)
2012-13	2-2-1 (2-1-0 in ANA)	12 (2.4)	15 (3.0)	139 (27.8)	147 (29.4)	0-15 (0.0)	18-19 (94.7)
Totals	52-52-9 (25-27-5 in ANA)	297 (2.6)	318 (2.8)	3130 (27.7)	3370 (29.8)	84-493 (17.0)	437-520 (84.0)

ALL-TIME SERIES FAST FACTS

	Overall 50-50-8	@ Anaheim 23-26-5	@ San Jose 27-24-3
All-Time Series:	Two Anaheim wins	One Anaheim win	Three Anaheim wins
Current Streak:	Mar. 28, 2012 (3-1)	Mar. 28, 2012 (3-1)	Mar. 19, 2012 (5-3)
Last Win by Anaheim:	Jan. 4, 2012 (3-1)	Jan. 4, 2012 (3-1)	Apr. 2, 2011 (4-2)
Last Win by San Jose:	7-3-0	5-5-0	5-5-0
Last 10 games:	7-1-8	4-1-5	3-0-3
Overtime Record:	Five games	Three games	Three games
Longest Winning Streak:	Jan. 30, 2003-Dec. 10, 2003	Dec. 21, 2003-Nov. 4, 2005	Dec. 26, 2006-Dec. 22, 2007
Longest Losing Streak:	Six games, three times Last: Apr. 5, 2009-Jan. 21, 2010	Five games Apr. 8, 2001-Nov. 3, 2002	Four games Dec. 17, 2009-Oct. 30, 2010
Last Shutout by Anaheim:	Oct. 14, 2011 (1-0)	Oct. 14, 2011 (1-0)	Dec. 18, 2007 (2-0)
Last Shutout by San Jose:	Mar. 15, 2009 (1-0)	Mar. 15, 2009 (1-0)	Dec. 11, 2008 (2-0)
Biggest Anaheim win:	Nov. 21, 2006 (5-0)	Nov. 21, 2006 (5-0)	Six wins by three goals
Biggest San Jose win:	Mar. 6, 1994 (6-0)	Mar. 6, 1994 (6-0)	10 wins by three goals

SAN JOSE SHARKS

ALL-TIME SERIES SUMMARY

Season	Series Results	GF	GA	SF	SA	Power Play	Penalty Killing
1993-94	2-2-0 (1-1-0 in ANA)	10 (2.5)	11 (2.8)	154 (38.5)	151 (37.8)	1-17 (5.9)	17-20 (85.0)
1994-95	0-4-0 (0-2-0 in ANA)	10 (2.5)	22 (5.5)	103 (25.8)	131 (32.8)	5-16 (31.3)	8-13 (61.5)
1995-96	3-1-0 (2-0-0 in ANA)	16 (4.0)	6 (1.5)	110 (27.5)	138 (34.5)	6-26 (23.1)	23-26 (88.5)
1996-97	1-2-1 (0-1-1 in ANA)	12 (3.0)	12 (3.0)	94 (23.5)	135 (33.8)	4-13 (30.8)	13-16 (81.3)
1997-98	1-2-1 (0-2-0 in ANA)	12 (3.0)	16 (4.0)	98 (24.5)	104 (26.0)	5-19 (26.3)	14-15 (93.3)
1998-99	1-2-1 (0-2-0 in ANA)	8 (2.0)	11 (2.8)	107 (26.8)	131 (32.8)	2-18 (11.1)	9-12 (75.0)
1999-00	1-2-1-0 (1-1-0-0 in ANA)	9 (2.3)	12 (3.0)	111 (27.8)	126 (31.5)	3-19 (15.8)	9-12 (75.0)
2000-01	0-4-0-0 (0-2-0-0 in ANA)	5 (1.3)	15 (3.8)	90 (22.5)	151 (37.8)	3-25 (12.0)	17-23 (73.9)
2001-02	1-3-0-0 (0-2-0-0 in ANA)	7 (1.8)	9 (2.3)	76 (19.0)	89 (22.3)	1-20 (5.0)	13-13 (100.0)
2002-03	3-0-0-1 (2-0-0-0 in ANA)	13 (3.3)	10 (2.5)	89 (22.3)	121 (30.3)	7-17 (41.2)	13-16 (81.3)
2003-04	1-1-1-1 (1-0-1-0 in ANA)	8 (2.0)	9 (2.3)	101 (25.3)	116 (29.0)	2-12 (16.7)	6-9 (66.7)
2005-06	3-1-0 (2-0-0 in ANA)	19 (4.8)	14 (3.5)	138 (34.5)	121 (30.3)	5-24 (20.8)	22-29 (75.9)
2006-07	3-1-0 (1-1-0 in ANA)	13 (3.3)	13 (3.3)	126 (31.5)	100 (25.0)	7-19 (36.8)	19-22 (86.4)
2007-08	2-1-1 (0-2-0 in ANA)	9 (2.3)	8 (2.0)	108 (27.0)	110 (27.5)	1-17 (5.9)	11-13 (84.6)
2008-09	3-0-1 (2-0-0 in ANA)	15 (3.8)	10 (2.5)	120 (30.0)	118 (29.5)	5-11 (45.5)	15-21 (71.4)
2009-10	2-2-0 (1-1-0 in ANA)	11 (2.8)	16 (4.0)	118 (29.5)	123 (30.8)	0-15 (0.0)	10-14 (71.4)
2010-11	2-2-0 (2-0-0 in ANA)	13 (3.3)	19 (4.8)	87 (21.8)	141 (35.3)	4-15 (26.7)	15-21 (71.4)
2011-12	2-2-0 (2-0-0 in ANA)	11 (2.8)	12 (3.0)	93 (23.3)	119 (29.8)	2-13 (15.4)	9-11 (81.8)
2012-13	2-0-1 (1-0-0 in ANA)	10 (3.3)	9 (3.0)	73 (24.3)	83 (27.7)	1-10 (10.0)	6-8 (75.0)
Totals	33-32-10 (20-15-2 in ANA)	201 (2.7)	241 (3.2)	1996 (26.6)	2308 (30.8)	64-329 (19.5)	249-314 (79.3)

ALL-TIME SERIES FAST FACTS

	Overall 33-32-10	@ Anaheim 20-15-2	@ St. Louis 13-17-8
All-Time Series:	One St. Louis win	Six Anaheim wins	One St. Louis win
Current Streak:	Mar. 10, 2013 (4-2)	Mar. 10, 2013 (4-2)	Feb. 9, 2013 (4-5 SO)
Last Win by Anaheim:	Mar. 16, 2013 (2-1)	Nov. 5, 2009 (5-0)	Mar. 16, 2013 (2-1)
Last Win by St. Louis:	6-3-1	9-1-0	3-5-2
Last 10 games:	7-0-10	2-0-2	5-0-8
Overtime Record:	Three games, five times	Six games	Three games
Longest Winning Streak:	Last: Mar. 21, 2012-Mar. 10, 2013	Jan. 7, 2010-present	Dec. 31, 2005-Mar. 31, 2007
Longest Losing Streak:	Six games Jan. 24, 1994-Oct. 27, 1995	Five games Feb. 21, 2000-Oct. 27, 1995	Five games Apr. 9, 2010-Mar. 8, 2012
Last Shutout by Anaheim:	Oct. 9, 2006 (2-0)	Nov. 1, 1995 (3-0)	Oct. 9, 2006 (2-0)
Last Shutout by St. Louis:	Nov. 5, 2009 (5-0)	Nov. 5, 2009 (5-0)	Feb. 1, 2008 (1-0 SO)
Biggest Anaheim win:	Mar. 22, 1996 (6-1)	Mar. 17, 1996 (5-1)	Mar. 22, 1996 (6-1)
Biggest St. Louis win:	Feb. 19, 2011 (9-3)	Two wins by five goals	Feb. 19, 2011 (9-3)

ST. LOUIS BLUES

ALL-TIME SERIES SUMMARY

Season	Series Results	GF	GA	SF	SA	Power Play	Penalty Killing
1993-94	1-1-0 (0-1-0 in ANA)	6 (3.0)	5 (2.5)	60 (30.0)	55 (27.5)	0-13 (0.0)	8-10 (80.0)
1994-95	Did not play						
1995-96	0-1-1 (0-0-1 in ANA)	3 (1.5)	4 (2.0)	41 (20.5)	66 (33.0)	1-12 (8.3)	7-11 (63.6)
1996-97	1-1-0 (1-0-0 in ANA)	5 (2.5)	4 (2.0)	50 (25.0)	76 (38.0)	0-6 (0.0)	4-5 (80.0)
1997-98	2-0-0 (1-0-0 in ANA)	9 (4.5)	3 (1.5)	57 (28.5)	59 (29.5)	0-9 (0.0)	6-7 (85.7)
1998-99	2-0-0 (1-0-0 in ANA)	10 (5.0)	6 (3.0)	64 (32.0)	76 (38.0)	3-9 (33.3)	10-13 (76.9)
1999-00	1-1-0-0 (0-1-0-0 in ANA)	5 (2.5)	6 (3.0)	64 (32.0)	49 (24.5)	0-4 (0.0)	4-4 (100.0)
2000-01	1-0-0-0 (1-0-0-0 in ANA)	3 (3.0)	1 (1.0)	27 (27.0)	26 (26.0)	1-2 (50.0)	6-6 (100.0)
2001-02	0-2-0-0 (0-1-0-0 in ANA)	4 (2.0)	6 (3.0)	64 (32.0)	48 (24.0)	2-7 (28.5)	7-11 (63.6)
2002-03	0-1-0-0 (0-0-0-0 in ANA)	0 (0.0)	2 (2.0)	24 (24.0)	26 (26.0)	0-1 (0.0)	4-4 (100.0)
2003-04	1-0-0-0 (0-0-0-0 in ANA)	2 (2.0)	0 (0.0)	25 (25.0)	31 (31.0)	0-3 (0.0)	7-7 (100.0)
2005-06	1-0-0 (1-0-0 in ANA)	4 (4.0)	2 (2.0)	33 (33.0)	24 (24.0)	2-7 (28.6)	6-7 (85.7)
2006-07	1-0-0 (0-0-0 in ANA)	4 (4.0)	3 (3.0)	25 (25.0)	27 (27.0)	1-2 (50.0)	5-5 (100.0)
2007-08	Did not play						
2008-09	0-1-0 (0-1-0 in ANA)	3 (3.0)	4 (4.0)	32 (32.0)	19 (19.0)	1-4 (25.0)	2-3 (66.7)
2009-10	2-0-0 (1-0-0 in ANA)	6 (3.0)	4 (2.0)	59 (29.5)	55 (27.5)	4-9 (44.4)	5-6 (83.3)
2010-11	1-0-0 (1-0-0 in ANA)	3 (3.0)	2 (2.0)	28 (28.0)	37 (37.0)	0-2 (0.0)	2-2 (100.0)
2011-12	0-1-0 (0-0-0 in ANA)	2 (2.0)	3 (3.0)	30 (30.0)	16 (16.0)	0-2 (0.0)	1-2 (50.0)
2012-13	Did not play						
Totals	14-9-1 (7-4-1 in ANA)	66 (2.8)	55 (2.3)	683 (28.5)	690 (28.8)	15-92 (16.3)	84-103 (81.6)

ALL-TIME SERIES FAST FACTS

	Overall 14-9-1	@ Anaheim 7-4-1	@ Tampa Bay 7-5-0
All-Time Series:	One Tampa Bay win	Two Anaheim wins	One Tampa Bay win
Current Streak:	Nov. 3, 2010 (3-2 OT)	Nov. 3, 2010 (3-2 OT)	Jan. 29, 2010 (2-1 SO)
Last Win by Anaheim:	Feb. 21, 2012 (3-2)	Jan. 9, 2009 (4-3)	Feb. 21, 2012 (3-2)
Last Win by Tampa Bay:	6-4-0	7-3-0	6-4-0
Last 10 games:	3-0-1	2-0-1	1-0-0
Overtime Record:	Five games	Three games	Three games, two times
Longest Winning Streak:	Nov. 5, 1997-Oct. 15, 1999	Dec. 4, 1996-Oct. 28, 1998	Last: Dec. 29, 2003-Jan. 29, 2010
Longest Losing Streak:	Three games Oct. 14, 2001-Feb. 25, 2003	One game, four times Last: Jan. 9, 2009	Two games, two times Nov. 20, 2001-Feb. 25, 2003
Last Shutout by Anaheim:	Dec. 29, 2003 (2-0)	None	Dec. 29, 2003 (2-0)
Last Shutout by Tampa Bay:	Feb. 25, 2003 (2-0)	None	Feb. 25, 2003 (2-0)
Biggest Anaheim win:	Three wins by three goals	Nov. 5, 1997 (5-2)	Two wins by three goals
Biggest Tampa Bay win:	Two wins by two goals	Dec. 1, 1999 (4-2)	Two wins by two goals

ALL-TIME SERIES SUMMARY

Season	Series Results	GF	GA	SF	SA	Power Play	Penalty Killing
1993-94	2-1-1 (1-1-0 in ANA)	10 (2.5)	8 (2.0)	105 (26.3)	120 (30.0)	3-15 (20.0)	22-24 (91.6)
1994-95	1-2-1 (1-0-1 in ANA)	12 (3.0)	10 (2.5)	124 (31.0)	148 (37.0)	4-15 (26.6)	12-15 (80.0)
1995-96	0-3-1 (0-2-0 in ANA)	10 (2.5)	15 (3.8)	119 (29.8)	136 (34.0)	2-21 (9.5)	15-16 (93.8)
1996-97	2-2-0 (2-0-0 in ANA)	11 (2.8)	12 (3.0)	128 (32.0)	131 (32.8)	4-19 (21.0)	15-16 (93.8)
1997-98	0-2-2 (0-2-0 in ANA)	8 (2.0)	14 (3.5)	109 (27.3)	113 (28.3)	0-19 (0.0)	10-11 (90.9)
1998-99	0-1-0 (0-0-0 in ANA)	1 (1.0)	4 (4.0)	31 (31.0)	39 (39.0)	0-3 (0.0)	3-3 (100.0)
1999-00	1-0-0-0 (0-0-0-0 in ANA)	2 (2.0)	0 (0.0)	24 (24.0)	19 (19.0)	0-3 (0.0)	2-2 (100.0)
2000-01	0-1-0-0 (0-0-0-0 in ANA)	2 (2.0)	3 (3.0)	22 (22.0)	29 (29.0)	1-4 (25.0)	7-8 (87.5)
2001-02	0-1-0-0 (0-0-0-0 in ANA)	1 (1.0)	6 (6.0)	22 (22.0)	31 (31.0)	0-5 (0.0)	5-5 (100.0)
2002-03	0-1-0-0 (0-0-0-0 in ANA)	2 (2.0)	5 (5.0)	23 (23.0)	19 (19.0)	0-3 (0.0)	6-6 (100.0)
2003-04	1-0-0-0 (1-0-0-0 in ANA)	5 (5.0)	1 (1.0)	27 (27.0)	30 (30.0)	1-2 (50.0)	2-2 (100.0)
2005-06	0-1-0 (0-0-0 in ANA)	2 (2.0)	3 (3.0)	29 (29.0)	27 (27.0)	0-8 (0.0)	4-6 (66.7)
2006-07	Did not play						
2007-08	1-0-0 (1-0-0 in ANA)	5 (5.0)	0 (0.0)	24 (24.0)	28 (28.0)	2-4 (50.0)	6-6 (100.0)
2008-09	1-0-0 (0-0-0 in ANA)	2 (2.0)	2 (2.0)	21 (24.0)	38 (38.0)	0-1 (0.0)	4-4 (100.0)
2009-10	0-1-0 (0-1-0 in ANA)	3 (3.0)	6 (6.0)	28 (28.0)	39 (39.0)	1-3 (33.3)	6-11 (54.5)
2010-11	0-1-0 (0-0-0 in ANA)	2 (2.0)	5 (5.0)	28 (28.0)	37 (37.0)	0-2 (0.0)	2-2 (100.0)
2011-12	0-1-0 (0-1-0 in ANA)	2 (2.0)	5 (5.0)	30 (30.0)	16 (16.0)	0-2 (0.0)	1-2 (50.0)
2012-13	Did not play						
Totals	9-18-5 (6-7-1 in ANA)	80 (2.5)	99 (3.1)	894 (27.9)	1000 (31.3)	18-129 (14.0)	122-139 (87.8)

ALL-TIME SERIES FAST FACTS

	Overall 9-18-5	@ Anaheim 6-7-1	@ Toronto 3-11-4
All-Time Series:	Three Toronto wins	Two Toronto wins	One Toronto win
Current Streak:	Oct. 21, 2008 (3-2 SO)	Jan. 9, 2008 (5-0)	Oct. 21, 2008 (3-2 SO)
Last Win by Anaheim:	Nov. 27, 2011 (5-2)	Nov. 27, 2011 (5-2)	Jan. 20, 2011 (5-2)
Last Win by Toronto:	3-7-0	4-6-0	2-6-2
Last 10 games:	1-1-5	0-1-1	1-0-4
Overtime Record:	Two games	Two games, two times	One game, three times
Longest Winning Streak:	Jan. 9, 2008-Oct. 21, 2008	Nov. 12, 2003-Jan. 9, 2008	Last: Oct. 21, 2008
Longest Losing Streak:	Three games, four times Last: Oct. 26, 2009-present	Two games, three times Last: Oct. 26, 2009-present	Three games, two times Last: Mar. 14, 2001-Dec. 12, 2005
Last Shutout by Anaheim:	Jan. 9, 2008 (5-0)	Jan. 9, 2008 (5-0)	Nov. 9, 1999 (2-0)
Last Shutout by Toronto:	None	None	Nov. 9, 1999 (2-0)
Biggest Anaheim win:	Two wins by five goals	Two wins by five goals	Nov. 9, 1999 (2-0)
Biggest Toronto win:	Oct. 8, 2001 (6-1)	Four wins by three goals	Oct. 8, 2001 (6-1)

ALL-TIME SERIES SUMMARY

Season	Series Results	GF	GA	SF	SA	Power Play	Penalty Killing
1993-94	3-30 (1-20 in ANA)	18 (3.0)	13 (2.2)	173 (28.3)	186 (31.0)	3-25 (12.0)	19-22 (86.4)
1994-95	0-41 (0-11 in ANA)	7 (1.4)	21 (4.2)	142 (28.4)	174 (34.8)	0-26 (0.0)	14-21 (66.6)
1995-96	2-30 (1-20 in ANA)	10 (2.0)	17 (3.4)	154 (30.8)	149 (29.8)	1-22 (4.5)	15-16 (93.8)
1996-97	2-40 (1-20 in ANA)	17 (2.8)	24 (4.0)	180 (30.0)	205 (34.2)	8-33 (24.2)	19-24 (79.2)
1997-98	2-21 (1-01 in ANA)	13 (2.6)	15 (3.0)	151 (30.2)	134 (26.8)	3-23 (13.0)	24-30 (80.0)
1998-99	1-12 (0-02 in ANA)	15 (3.8)	14 (3.5)	127 (31.8)	120 (30.0)	7-19 (36.8)	15-18 (83.3)
1999-00	0-2-0 (0-0-0 in ANA)	8 (2.0)	17 (4.3)	104 (26.0)	101 (25.3)	6-16 (37.5)	8-10 (80.0)
2000-01	1-21-0 (1-1-0-0 in ANA)	7 (1.8)	14 (3.5)	109 (27.3)	132 (33.0)	4-23 (17.4)	11-15 (73.3)
2001-02	1-20-1 (1-0-0-1 in ANA)	6 (1.5)	9 (2.3)	91 (22.8)	130 (32.5)	1-16 (6.3)	20-23 (86.9)
2002-03	1-1-20 (1-0-1-0 in ANA)	10 (2.5)	12 (3.0)	89 (22.3)	129 (32.3)	4-15 (26.7)	21-23 (91.3)
2003-04	2-2-0 (0-2-0 in ANA)	7 (2.0)	9 (2.3)	133 (33.3)	128 (32.0)	0-8 (0.0)	12-12 (100.0)
2005-06	3-1-0 (1-1-0 in ANA)	15 (3.8)	8 (2.0)	111 (27.8)	127 (31.8)	6-24 (25.0)	24-27 (88.9)
2006-07	3-0-1 (1-0-1 in ANA)	14 (3.5)	6 (1.5)	121 (30.3)	101 (25.3)	4-25 (16.0)	16-18 (88.9)
2007-08	1-3-0 (1-1-0 in ANA)	7 (1.8)	10 (2.5)	116 (29.0)	106 (26.5)	1-9 (11.1)	19-23 (82.6)
2008-09	2-1-1 (1-0-1 in ANA)	18 (4.5)	18 (4.5)	137 (34.3)	120 (30.0)	6-21 (28.6)	17-22 (77.3)
2009-10	2-1-1 (1-0-1 in ANA)	15 (3.8)	13 (3.3)	133 (33.3)	138 (34.5)	6-18 (33.3)	13-15 (86.7)
2010-11	2-1-1 (1-1-0 in ANA)	12 (3.0)	17 (4.3)	102 (25.5)	133 (33.3)	4-15 (26.7)	8-14 (57.1)
2011-12	2-1-1 (1-1-0 in ANA)	14 (3.5)	15 (3.8)	111 (27.8)	134 (33.5)	4-17 (23.5)	12-14 (85.7)
2012-13	2-1-0 (0-1-0 in ANA)	10 (3.3)	9 (3.0)	86 (28.7)	92 (30.7)	4-8 (50.0)	11-17 (64.7)
Totals	32-35-15 (14-15-11 in ANA)	223 (2.7)	261 (3.2)	2370 (28.9)	2539 (31.0)	72-363 (19.8)	298-364 (81.9)

ALL-TIME SERIES FAST FACTS

	Overall 32-35-15	@ Anaheim 14-15-11	@ Vancouver 18-20-4
All-Time Series:			
Current Streak:	One Anaheim win	Two Vancouver wins	Two Anaheim wins
Last Win by Anaheim:	Apr. 25, 2013 (3-1)	Nov. 11, 2011 (4-3)	Apr. 25, 2013 (3-1)
Last Win by Vancouver:	Jan. 25, 2013 (5-0)	Jan. 25, 2013 (5-0)	Apr. 3, 2012 (5-4 SO)
Last 10 games:	5-3-2	5-3-2	6-2-2
Overtime Record:	20-15	0-0-11	2-0-4
Longest Winning Streak:	Four games Mar. 11, 2009-Dec. 16, 2009	Two games, two times Last: Mar. 11, 2009-Oct. 30, 2009	Six games Jan. 17, 2004-Nov. 30, 2006
Longest Losing Streak:	Six games Mar. 11, 1995-Dec. 22, 1995	Three games Apr. 15, 1995-Dec. 22, 1995	Three games, four times Last: Nov. 27, 2007-Dec. 22, 2008
Last Shutout by Anaheim:	Nov. 9, 2006 (6-0)	Apr. 8, 1996 (2-0)	Nov. 9, 2006 (6-0)
Last Shutout by Vancouver:	Jan. 25, 2013 (5-0)	Jan. 25, 2013 (5-0)	Nov. 27, 2007 (4-0)
Biggest Anaheim win:	Nov. 9, 2006 (6-0)	Oct. 30, 2009 (7-2)	Nov. 9, 2006 (6-0)
Biggest Vancouver win:	Mar. 24, 2000 (8-1)	Five wins by five goals	Mar. 24, 2000 (8-1)

ALL-TIME SERIES SUMMARY

Season	Series Results	GF	GA	SF	SA	Power Play	Penalty Killing
1993-94	0-2-0 (0-1-0 in ANA)	2 (1.0)	8 (4.0)	53 (26.5)	65 (32.5)	0-7 (0.0)	4-5 (80.0)
1994-95	Did not play						
1995-96	1-0-1 (0-0-1 in ANA)	4 (2.0)	3 (1.5)	41 (20.5)	73 (36.5)	0-9 (0.0)	8-9 (88.8)
1996-97	2-0-0 (1-0-0 in ANA)	9 (4.5)	5 (2.5)	59 (29.5)	62 (31.0)	2-10 (20.0)	7-8 (87.5)
1997-98	1-1-0 (1-0-0 in ANA)	8 (4.0)	7 (3.5)	73 (36.5)	57 (28.5)	2-7 (28.6)	5-8 (62.5)
1998-99	1-1-0 (1-0-0 in ANA)	1 (0.5)	1 (0.5)	53 (26.5)	65 (32.5)	1-10 (100.0)	7-8 (87.5)
1999-00	2-0-0 (1-0-0 in ANA)	12 (6.0)	3 (1.5)	51 (25.5)	59 (29.5)	0-6 (0.0)	4-5 (80.0)
2000-01	1-1-0 (0-1-0 in ANA)	5 (2.5)	4 (2.0)	51 (25.5)	59 (29.5)	0-6 (0.0)	8-9 (88.9)
2001-02	1-1-0 (1-0-0 in ANA)	3 (1.5)	5 (2.5)	57 (28.5)	61 (30.5)	1-10 (100.0)	9-11 (81.8)
2002-03	1-0-0 (1-0-0 in ANA)	3 (3.0)	0 (0.0)	30 (30.0)	26 (26.0)	1-5 (20.0)	7-7 (100.0)
2003-04	1-0-0 (0-0-0 in ANA)	4 (4.0)	2 (2.0)	31 (31.0)	25 (25.0)	1-1 (100.0)	6-7 (85.7)
2005-06	0-0-1 (0-0-1 in ANA)	2 (2.0)	3 (3.0)	34 (34.0)	26 (26.0)	0-3 (0.0)	2-2 (100.0)
2006-07	1-0-0 (0-0-0 in ANA)	6 (6.0)	1 (1.0)	34 (34.0)	27 (27.0)	0-3 (0.0)	6-7 (85.7)
2007-08	Did not play						
2008-09	0-1-0 (0-1-0 in ANA)	3 (3.0)	6 (6.0)	32 (32.0)	33 (33.0)	1-5 (20.0)	5-8 (62.5)
2009-10	0-1-0 (0-0-0 in ANA)	1 (1.0)	5 (5.0)	31 (31.0)	49 (49.0)	0-2 (0.0)	4-5 (80.0)
2010-11	1-1-0 (1-1-0 in ANA)	8 (4.0)	8 (4.0)	45 (22.5)	63 (31.5)	2-4 (50.0)	4-4 (100.0)
2011-12	0-0-1 (0-0-0 in ANA)	4 (4.0)	5 (5.0)	15 (15.0)	40 (40.0)	1-1 (100.0)	3-3 (100.0)
2012-13	Did not play						
Totals	13-9-3 (6-4-2 in ANA)	75 (3.0)	66 (2.6)	690 (27.6)	790 (31.6)	12-89 (13.5)	89-106 (84.0)

ALL-TIME SERIES FAST FACTS

	Overall 13-9-3	@ Anaheim 6-4-2	@ Washington 7-5-1
All-Time Series:			
Current Streak:	Two Washington wins	Three Washington wins	One Washington win
Last Win by Anaheim:	Dec. 15, 2010 (2-1 OT)	Dec. 10, 2002 (3-0)	Dec. 15, 2010 (2-1 OT)
Last Win by Washington:	Nov. 1, 2011 (5-4 OT)	Feb. 16, 2011 (7-6)	Nov. 1, 2011 (5-4 OT)
Last 10 games:	4-4-2	6-3-1	5-4-1
Overtime Record:	1-0-3	0-0-2	1-0-0
Longest Winning Streak:	Four games Mar. 19, 1996-Dec. 12, 1997	Four games Dec. 13, 1996-Oct. 19, 1999	Two games, three times Last: Jan. 13, 2005-Dec. 8, 2006
Longest Losing Streak:	Two games, three times Last: Feb. 16, 2011-present	Three games Jan. 13, 2006-present	Two games Jan. 1, 1998-Oct. 10, 1998
Last Shutout by Anaheim:	Dec. 11, 2002 (3-0)	Dec. 11, 2002 (3-0)	Mar. 13, 2001 (2-0)
Last Shutout by Washington:	Oct. 10, 1998 (1-0)	Dec. 30, 1993 (3-0)	Oct. 10, 1998 (1-0)
Biggest Anaheim win:	Oct. 19, 1999 (7-1)	Two wins by three goals Dec. 30, 1993 (3-0)	Oct. 19, 1999 (7-1)
Biggest Washington win:	Jan. 27, 2010 (5-1)		Jan. 27, 2010 (5-1)

ALL-TIME SERIES SUMMARY

Season	Series Results	GF	GA	SF	SA	Power Play	Penalty Killing
1999-00	1-0-0-0 (1-0-0-0 in ANA)	4 (4.0)	1 (1.0)	36 (36.0)	28 (28.0)	1-4 (25.0)	3-3 (100.0)
2000-01	1-1-0-0 (0-1-0-0 in ANA)	7 (3.5)	6 (3.0)	59 (29.5)	72 (36.0)	4-8 (50.0)	6-8 (75.0)
2001-02	2-0-0-0 (1-0-0-0 in ANA)	9 (4.5)	1 (1.0)	74 (37.0)	46 (23.0)	1-9 (11.1)	6-6 (100.0)
2002-03	1-1-0-0 (0-1-0-0 in ANA)	6 (3.0)	5 (2.5)	63 (31.5)	53 (26.5)	1-5 (20.0)	6-8 (75.0)
2003-04	0-1-0-0 (0-0-0-0 in ANA)	2 (2.0)	6 (6.0)	37 (37.0)	37 (37.0)	0-3 (0.0)	3-4 (75.0)
2005-06	1-0-0 (1-0-0 in ANA)	2 (2.0)	1 (1.0)	28 (28.0)	21 (21.0)	1-4 (25.0)	4-4 (100.0)
2006-07	1-0-0 (0-0-0 in ANA)	2 (2.0)	1 (1.0)	32 (32.0)	35 (35.0)	1-5 (20.0)	6-7 (85.7)
2007-08	Did not play						
2008-09	0-1-0 (0-1-0 in ANA)	4 (4.0)	8 (8.0)	35 (35.0)	43 (43.0)	0-3 (0.0)	4-6 (66.7)
2009-10	0-1-0 (0-0-0 in ANA)	1 (1.0)	2 (2.0)	35 (35.0)	34 (34.0)	0-4 (0.0)	3-4 (75.0)
2010-11	0-0-1 (0-0-1 in ANA)	4 (4.0)	5 (5.0)	41 (41.0)	33 (33.0)	3-7 (42.9)	1-4 (25.0)
2011-12	0-1-0 (0-0-0 in ANA)	3 (3.0)	5 (5.0)	36 (36.0)	31 (31.0)	1-4 (25.0)	1-2 (50.0)
2012-13	Did not play						
Totals	7-6-1 (3-3-1 in ANA)	44 (3.1)	41 (2.9)	476 (34.0)	433 (30.9)	13-56 (23.2)	43-56 (76.8)

ALL-TIME SERIES FAST FACTS

	Overall	@ Anaheim	@ Winnipeg/Atlanta
All-Time Series:	7-6-1	3-3-1	4-3-0
Current Streak:	Four Winnipeg wins	Two Winnipeg wins	Two Winnipeg wins
Last Win by Anaheim:	Dec. 13, 2006 (2-1)	Dec. 3, 2005 (2-1)	Dec. 13, 2006 (2-1)
Last Win by Winnipeg:	Dec. 17, 2011 (5-3)	Oct. 15, 2010 (5-4 SO)	Dec. 17, 2011 (5-3)
Last 10 games:	4-5-1	3-3-1	4-3-0
Overtime Record:	0-0-1	0-0-1	None
Longest Winning Streak:	Four games Jan. 17, 2001-Nov. 17, 2002	One game, three times Last: Dec. 3, 2005	Three games Jan. 17, 2001-Nov. 17, 2002
Longest Losing Streak:	Four games Feb. 15, 2009-present Nov. 14, 2001 (5-0)	Two games Feb. 15, 2009-present Nov. 14, 2001 (5-0)	Two games Jan. 26, 2010-present
Last Shutout by Anaheim:	None	None	None
Last Shutout by Winnipeg:	None	None	None
Biggest Anaheim win:	Nov. 14, 2001 (5-0)	Nov. 14, 2001 (5-0)	Nov. 17, 2002 (5-1)
Biggest Winnipeg win:	Two wins by four goals	Feb. 15, 2009 (8-4)	Dec. 5, 2003 (6-2)



REFEREES

NAME	SWEATER #	NAME	SWEATER #	NAME	SWEATER #
*Burchell, Darcy	42	Kowal, Tom	32	O'Rourke, Dan	9
Charon, Francis	6	Kozari, Steve	40	Peel, Tim	20
*Chmielewski, Tom	43	L'Ecuyer, Frederick	17	Pochmara, Brian	16
Devorski, Paul	10	LaRue, Dennis	14	Pollock, Kevin	33
Devorski, Paul	10	Lee, Chris	28	Rehman, Kyle	37
Dwyer, Gord	19	Leggo, Mike	3	Rooney, Chris	5
Furlott, Eric	27	*Lemelin, Mark	41	*Skiliter, Graham	48
*Hanson, Trevor	47	*Lewis, Dave	46	St. Pierre, Justin	12
Hasenfratz, Mike	2	*Luxmore, Thomas John	49	St-Laurent, Francois	38
Hebert, Ghislain	22	Martell, Rob	26	Sutherland, Kelly	11
Hebert, Jean	15	McCauley, Wes	4	Van Massenhoven, Don	21
Jackson, Dave	8	*McIsaac, Jon	45	Walsh, Ian	29
Joannette, Marc	25	Meier, Brad	34	Watson, Brad	23
Kimmerly, Greg	18	Morton, Dean	36		
*Knorr, Trent	44	O'Halloran, Dan	13		

LINESMEN

NAME	SWEATER #	NAME	SWEATER #	NAME	SWEATER #
Amell, Derek	75	*Grandt, John	98	Murray, Jonny	95
Barton, Steve	59	Henderson, Don	91	Nansen, Derek	70
Brisebois, David	96	Heyer, Shane	55	Nelson, Thor	80
Cameron, Lonnie	74	Kovachik, Brad	71	Nowak, Tim	77
Champoux, Pierre	67	Lazarowich, Brad	86	Pancich, Bryan	94
Cherrey, Scott	50	Mach, Brian	78	Racicot, Pierre	65
Cormier, Michel	76	MacPherson, Matt	83	Rody, Vaughan	73
Cvik, Mike	88	McElman, Andy	90	Serico, Anthony	84
Devorski, Greg	54	Miller, Steve	89	Sharrers, Jay	57
Driscoll, Scott	68	Morin, Jean	97	Shewchuk, Mark	92
Galloway, Ryan	82	Murchison, Kiel	79	*Wheler, Mark	56
Gibbs, Darren	66	Murphy, Brian	93		

*Minor league official



2013-14 Anaheim Ducks Schedule

Home

Away

Preseason

2014 Coors Light NHL Stadium Series™

SEPTEMBER

SUN	MON	TUE	WED	THU	FRI	SAT
1	2	3	4	5	6	7
8	9	10	11	12	13	14
15	16	17	18	19	20	21
	PHX 7:00	LA 7:00	@COL 6:00		@SJ 7:30	
22	23	24	25	26	27	28
COL 5:00		@LA 6:30				SJ 7:00
29	30					

OCTOBER

SUN	MON	TUE	WED	THU	FRI	SAT
		1	2	3	4	5
			COL 6:30			MIN 5:00
6	7	8	9	10	11	12
WPG 5:00				NYR 7:00		
13	14	15	16	17	18	19
OTT 5:00			CGY 7:00		PHX 7:00	
20	21	22	23	24	25	26
DAL 5:00		TOR 4:00		MTL 4:30	OTT 4:30	
27	28	29	30	31		
CBJ 3:00		PHI 4:00		BOS 4:00		

NOVEMBER

SUN	MON	TUE	WED	THU	FRI	SAT
					1	2
						BUF 4:00
3	4	5	6	7	8	9
	NYR 4:30		PHX 7:00		BUF 7:00	
10	11	12	13	14	15	16
VAN 5:00		FLA 4:30		TB 4:00	CAR 4:00	
17	18	19	20	21	22	23
	PIT 4:30		NJ 7:00		TB 7:00	PHX 5:00
24	25	26	27	28	29	30
		DAL 5:00			CGY 1:00	SJ 7:30

DECEMBER

SUN	MON	TUE	WED	THU	FRI	SAT
1	2	3	4	5	6	7
		LA 7:00			CHI 5:00	STL 5:00
8	9	10	11	12	13	14
	W 7:00		MIN 7:30			
15	16	17	18	19	20	21
EDM 5:00		DET 4:30			NJ 4:00	NYI 4:00
22	23	24	25	26	27	28
	WSH 4:00					PHX 5:00
29	30	31				
SJ 7:30		SJ 5:00				

JANUARY

SUN	MON	TUE	WED	THU	FRI	SAT
			1	2	3	4
					EDM 7:00	
5	6	7	8	9	10	11
VAN 5:00		BOS 7:00		NSH 5:00		PHX 5:00
12	13	14	15	16	17	18
DET 5:00			VAN 7:30		CHI 5:00	STL 5:00
19	20	21	22	23	24	25
		WPG 7:00		LA 7:00		@LA 6:30
26	27	28	29	30	31	
		MIN 7:00		PHI 7:00		

FEBRUARY

SUN	MON	TUE	WED	THU	FRI	SAT
						1
						DAL 7:00
2	3	4	5	6	7	8
	CBJ 7:00		CHI 7:00			NSH 5:00
9	10	11	12	13	14	15
16	17	18	19	20	21	22
23	24	25	26	27	28	29
					STL 7:00	

MARCH

SUN	MON	TUE	WED	THU	FRI	SAT
						1
2	3	4	5	6	7	8
CAR 5:00			MTL 7:00		PIT 7:00	
9	10	11	12	13	14	15
	TOR 7:00		CGY 7:00		COL 6:00	LA 7:30
16	17	18	19	20	21	22
		WSH 7:00		SJ 7:30		
23	24	25	26	27	28	29
FLA 5:00			CGY 7:00		EDM 6:30	VAN 7:00
30	31					
	WPG 7:00					

APRIL

SUN	MON	TUE	WED	THU	FRI	SAT
		1	2	3	4	5
			EDM 7:00		NSH 7:00	
6	7	8	9	10	11	12
EDM 5:00	VAN 7:00		SJ 7:30			LA 7:30
13	14	15	16	17	18	19
COL 5:00						

TV KEY

P - PRIME TICKET
F - FOX Sports West

N - NBC Sports Network
K - KDOC



Game dates and times are subject to change. Visit AnaheimDucks.com for the most current information. All game times are Pacific.



AM 830

HOME OF DUCKS HOCKEY

Clean lines.



Inside and out.



Introducing the first minivan with a built-in vacuum. It's a thing of beauty. Thanks to the built-in vacuum, it'll stay that way. Add to that comfort and tech features that make life easier and you'll wonder why you weren't driving one sooner.

The redesigned Honda Odyssey Touring Elite. Start something special.



Official Vehicle of the NHL*